FABORY

FASTENER
CATALOGUE



www.fabory.com

FABORY

Standards Index

		Steel	Stainless steel	Non-ferrous
DIN 1 B	 **Taper pin, turned** Conische pen, gedraaid / Goupille conique	9-11	9-12	-
DIN 7	 **Parallel pin (dowel pin)** Cilindrische pen / Goupille cylindrique	9-2	9-3	-
DIN 84	 **Slotted cheese head screw** Cilinderschroef met zaaggleuf / Vis à tête cylindrique fendue	6-6	6-11	6-10
DIN ≈84	 **Slotted cheese head screw** Cilinderschroef met zaaggleuf / Vis à tête cylindrique fendue	-	-	6-13
DIN 85	 **Slotted pan head screw** Pancilinderschroef met zaaggleuf / Vis à tête cylindrique fendue	6-24	6-26	6-25
DIN ≈85	 **Slotted pan head screw** Pancilinderschroef met zaaggleuf / Vis à tête cylindrique fendue	-	-	6-27
DIN 93	 **Tab washer with long tab** Lipborgplaat met één lip / Frein d'écrou droit à aileron	7-124	7-125	-
DIN 94	**Split pin (cotter pin)** Splitpen / Goupille cylindrique fendue	9-46	9-48	9-49
DIN 95	 **Slotted raised countersunk head wood screw** Bolverzonken houtschroef met zaaggleuf / Vis à bois à tête fraisée bombée fendue	-	6-229	6-227
DIN 96	 **Slotted round head wood screw** Bolkop houtschroef met zaaggleuf / Vis à bois à tête ronde fendue	6-219	6-220	6-220
DIN 97	 **Slotted countersunk (flat) head wood screw** Verzonken houtschroef met zaaggleuf / Vis à bois à tête fraisée fendue	6-223	6-224	6-224
DIN 125-1A	 **Plain washer** Vlakke sluitring / Rondelle plate	7-9	7-11	7-11
DIN 125-1B	 **Plain washer, chamfered** Vlakke sluitring met afschuining / Rondelle plate, chanfreinée	7-17	7-18	7-18
DIN 126	 **Plain washer** Vlakke sluitring / Rondelle plate	7-4	-	-
DIN 127 A	 **Spring lock washer with tang ends** Veerring met opgebogen einden / Rondelle élastique à embout	7-66	-	-
DIN 127 B	 **Spring lock washer with square ends** Veerring met vlakke einden / Rondelle élastique à extrémités carrées	7-67	7-69	7-70

FABORY

			Steel	Stainless steel	Non-ferrous
DIN 128 A		**Curved spring lock washer** Gewelfde borgveerring / Rondelle élastique cintrée	7-75	7-75	7-76
DIN 128 B		**Wave spring lock washer** Golfveerring / Rondelle élastique ondulée	7-76	-	-
DIN 137 A		**Curved spring washer** Gewelfde veerring / Rondelle élastique cintrée	7-77	7-78	-
DIN 137 B		**Wave spring washer** Gegolfde veerring / Rondelle élastique ondulée	7-78	7-79	-
DIN 186 B		**T-head bolt with square neck** Hamerkopbout met vierkante nek / Vis à tête rectangulaire à collet carré	5-3	5-4	-
DIN 258		**Taper pin with external thread and constant taper length** Conische pen met buitendraad en vaste conuslengte / Goupille conique à filetage extérieur et longueur conique constante	9-13	-	-
DIN 261/555		**T-head bolt with nut** Hamerkopbout met moer / Vis à tête rectangulaire à angles abattus, avec écrou	5-4	-	-
DIN 313		**Wing nut with rounded wings** Vleugelmoer ronde vleugelvorm / Écrou à oreilles arrondies	3-180	-	3-180
DIN 315		**Wing nut with rounded wings** Vleugelmoer ronde vleugelvorm / Écrou à oreilles arrondies	3-118	3-119	3-119
DIN ≈315		**Wing nut, edged (American) type** Vleugelmoer licht (Amerikaans model) / Écrou à oreilles modèle léger (Americain)	3-120	3-120	-
DIN 316		**Wing screw rounded wings** Vleugelschroef ronde vleugelvorm / Vis à oreilles arrondies	6-292	6-293	6-293
DIN ≈319 C		**Ball knob, type C** Kogelknop type C / Bouton sphérique type C	-	-	12-72
DIN ≈319 E		**Ball knob, type E** Kogelknop type E / Bouton sphérique type E	-	-	12-72
DIN ≈319 M		**Ball knob with conical hole, type M** Kogelknop met conisch gat, type M / Bouton sphérique avec trou conique, type M	-	-	12-73
DIN 388-1C		**Handwheel with ripple ring** Handwiel met geribbelde ring / Roue à main avec volant ondulé	-	-	12-95
DIN 404		**Slotted capstan screw** Kruisgatschroef met zaaggleuf / Vis à tête cylindrique fendue avec perçage en croix	6-56	6-57	-

		Steel	Stainless steel	Non-ferrous
DIN 417	 **Slotted set screw with long dog point** Stelschroef met tap / Vis sans tête fendue à bout téton	6-266	6-266	-
DIN 427	 **Slotted set screw** Stelschroef met zaaggleuf / Vis sans tête fendue	6-264	6-265	-
DIN 431 A	 **Hexagon pipe nut** Zeskantmoer pijpschroefdraad / Écrou hexagonal filetage gaz	-	3-181	-
DIN 431 B	 **Hexagon pipe nut** Zeskantmoer pijpschroefdraad / Écrou hexagonal filetage gaz	3-182	-	3-182
DIN 432	 **External tab washer** Nokborgplaat met buitennok / Rondelle frein d'écrou à ergot extérieur	7-119	7-119	-
DIN 433-1	 **Plain washer for cheese head screws** Vlakke sluitring voor cilinderschroeven / Rondelle plate pour vis à tête cylindrique	7-21	7-21	7-21
DIN 434	 **Square taper washer 8% for U-sections** Hellingplaat 8% voor U-profiel / Plaquette oblique 8% pour profilés en U	7-44	7-44	-
DIN 435	 **Square taper washer 14% for I-sections** Hellingplaat 14% voor I-profiel / Plaquette oblique 14% pour profilés en I	7-45	7-45	-
DIN 436	 **Square washer especially for wood constructions** Vierkante sluitplaat voor houtconstructie / Rondelle carrée spécialement pour les constructions en bois	7-38	7-39	-
DIN 438	 **Slotted set screw with cup point** Stelschroef met zaaggleuf en kratereind / Vis sans tête fendue à bout cuvette	6-263	6-263	-
DIN 439 2	 **Hexagon thin nut** Lage zeskantmoer / Écrou hexagonal bas	3-37	3-37	3-37
DIN 440 R	 **Plain washer, especially for wood constructions** Vlakke sluitring voor houtconstructie / Rondelle plate pour les constructions en bois	7-40	7-40	-
DIN 440 V	 **Plain washer with square hole, especially for timber constructions** Vlakke sluitring met vierkant gat, voor houtconstructie / Rondelle plate à trou carré, pour les constructions en bois	7-41	7-41	-
DIN ≈443	 **Sealing push-in cap, cylindrical** Afdichtende inpersdop, cilindrisch / Capuchon de fermeture, cylindrique	12-43	-	-
DIN 444 B	 **Eye bolt** Knevelschroef / Corps de boulon à oeil	5-6	5-8	5-9
DIN 444 LB	 **Eye bolt fully threaded** Knevelschroef voldraad / Corps de boulon à oeil filetage total	5-9	-	-

FABORY

			Steel	Stainless steel	Non-ferrous
DIN 462		**Internal tab washer for slotted round nuts** Nokborgplaat met binnennok voor ronde gleufmoeren / Rondelle frein à ergot intérieur pour écrous ronds fendus	7-121	-	-
DIN 463		**Tab washer with long and short tab** Lipborgplaat met korte en lange lip / Frein d'écrou d'équerre à aileron long et court	7-126	7-127	7-127
DIN 464		**Knurled thumb screw high type** Hoge kartelschroef / Vis moletée epaulée	6-273	6-274	6-274
DIN 464 Sz	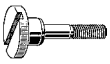	**Slotted knurled thumb screw high type** Hoge kartelschroef met zaaggleuf / Vis moletée epaulée fendue	-	6-277	-
DIN 466		**Knurled nut, high type** Kartelmoer hoog / Écrou moleté type haut	3-122	3-122	3-123
DIN 467		**Knurled nut, low type** Kartelmoer laag / Écrou moleté type bas	3-123	3-124	3-124
DIN 470		**Sealing washer** Expansieplaat / Rondelle de fermeture	12-44	-	-
DIN 471		**Retaining ring for shafts - normal type** Zekeringsring voor assen, normaal / Circlip pour arbres - type normal	7-130	7-130	-
DIN 471		**Retaining ring for shafts - heavy type** Zekeringsring voor assen, zwaar / Circlip pour arbres - type lourd	7-131	-	-
DIN 472		**Retaining ring for bores - normal type** Zekeringsring voor boringen, normale uitvoering / Circlip pour alésages - type normal	7-134	7-135	-
DIN 478		**Square head bolt with collar** Vierkant kraagbout / Vis à tête carrée à embase cylindrique	1-122	-	-
DIN 479		**Square head bolt with short dog point** Vierkantbout met korte tap / Vis à tête carrée à téton court	1-122	-	-
DIN 480		**Square head bolt with collar and short rounded dog point** Vierkant kraagbout met bolle tap / Vis à tête carrée à embase plate cylindrique à téton court bombée	1-123	-	-
DIN 508		**Nut for T-slots** Moer voor T-gleuf / Écrou pour les rainures en T	10-82	-	-
DIN 525		**Welding stud with hexagon nut** Aanlaseind met zeskantmoer / Tige à souder avec écrou	4-83	-	-
DIN 529 A		**Masonry bolt type A Fabory** Fundatie-eind type A, Fabory / Tige de scellement type A, Fabory	8-97	-	-

		Steel	Stainless steel	Non-ferrous
DIN 529 C	 **Masonry boltset Fabory** Fundatiebout+moer, Fabory / Boulon et écrou de scelement, Fabory	8-98	-	-
DIN 529 E	 **Masonry bolt type E Fabory** Fundatie-eind type E, Fabory / Tige de scellement type E, Fabory	8-99	-	-
DIN 546	 **Slotted round nut** Ronde moer met zaaggleuf / Écrou cylindrique à fente	3-111	3-111	3-112
DIN 551	 **Slotted set screw with flat point** Stelschroef met zaaggleuf en afschuining / Vis sans tête fendue à bout plat	6-258	6-259	6-259
DIN 553	 **Slotted set screw with cone point** Stelschroef met zaaggleuf en kegelpunt / Vis sans tête fendue à bout pointeau	6-261	6-262	6-261
DIN 555	 **Hexagon nut** Zeskantmoer / Écrou hexagonal	3-30	-	-
DIN 557	 **Square nut** Vierkantmoer / Écrou carré	3-108	3-109	-
DIN 561	 **Small hexagon head set screw with full dog point** Zeskantbout met kleine kop en lange tap / Vis à tête hexagonale réduite et bout téton	1-118	-	-
DIN 561 Ri	 **Small hexagon head set screw with undercut and full dog point** Zeskantbout met kleine kop, lange tap en ondersnijding / Vis à tête hexagonale réduite avec gorge et bout téton	1-119	-	-
DIN 562	 **Square thin nut** Lage vierkantmoer / Écrou carré bas	3-110	3-110	-
DIN 564	 **Small hexagon head set screw with short dog point with flat cone** Zeskantbout met kleine kop, korte conische tap / Vis à tête hexagonale réduite et bout téton court tronconique	1-121	-	-
DIN 564 Ri	 **Small hexagon head set screw with undercut and small dog point with flat cone** Zeskantbout met kleine kop, korte conische tap en ondersnijding / Vis à tête hexagonale réduite avec gorge et bout téton court tronconique	1-120	-	-
DIN 571	 **Hexagon head wood screw** Zeskant houtdraadbout / Vis à bois à tête hexagonale	6-231	6-233	-
DIN ≈571	 **Hexagon head wood screw** Zeskant houtdraadbout / Vis à bois à tête hexagonale	-	6-233	-
DIN 580	 **Lifting eye bolt, CE marked** Oogbout met CE markering / Vis à anneau, CE marquage	5-11	5-12	-
DIN ≈580	 **Lifting eye bolt, CE marked** Oogbout met CE markering / Vis à anneau, CE marquage	5-56	-	-

FABORY

		Steel	Stainless steel	Non-ferrous
DIN 582	 **Lifting eye nut, CE marked** Oogmoer met CE markering / Écrou à anneau, CE marquage	5-13	5-14	-
DIN ≈582	 **Lifting eye nut, CE marked** Oogmoer met CE markering / Écrou à anneau, CE marquage	5-57	-	-
DIN 601/555	 **Hexagon head bolt with hexagon nut** Zeskantbout met zeskantmoer / Boulon à tête hexagonale avec écrou hexagonale	1-98	-	-
DIN 603	 **Carriage bolt** Slotbout / Vis à tête bombée à collet carré	1-105	1-106	1-107
DIN ≈603	 **Carriage bolt fully threaded** Slotbout voldraad / Vis à tête bombée à collet carré, filetage total	-	1-108	-
DIN 603/555	 **Carriage bolt with hexagon nut** Slotbout met zeskantmoer / Vis à tête bombée et collet carré avec écrou hexagonal	1-102	-	-
DIN 604/555	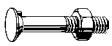 **Flat countersunk nib bolt with hexagon nut** Verzonkenkop nokbout met zeskantmoer / Corps de boulon à tête fraisée à ergot avec écrou hexagonal	1-110	-	-
DIN 605/555	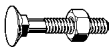 **Flat countersunk square neck bolt with long square with hexagon nut** Verzonken slotbout met hoog vierkant met zeskantmoer / Corps de boulon à tête fraisée et collet carré avec écrou hexagonal	1-111	-	-
DIN 607/555	 **Cup head nib bolt with hexagon nut** Slotbout verzonkenkop met nok en moer / Boulon à tête ronde avec ergot	1-112	-	-
DIN ≈608	 **Flat countersunk square neck bolt with short square** Verzonken slotbout met laag vierkant / Corps de boulon à tête fraisée à collet carré court	1-113	-	-
DIN 609	 **Hexagon fit bolt with long thread** Zeskant pasbout met lang draadgedeelte / Corps de boulon ajustable à tête hexagonale à téton fileté long	1-84	-	-
DIN 610	 **Hexagon head fit bolt with short thread** Zeskant bout met korte tap / Vis à tête hexagonale, à corps ajusté	1-86	-	-
DIN 653	 **Knurled thumb screw thin type** Lage kartelschroef / Vis moletée plate	6-275	6-276	6-276
DIN 660/124	 **Rivet round head** Bolkop klinknagel / Rivet à tête ronde	14-43	14-44	14-45
DIN 661/302	 **Rivet countersunk head** Verzonkenkop klinknagel / Rivet à tête fraisée	14-46	14-47	14-47
DIN 662	 **Rivet mushroom head** Lenskop klinknagel / Rivet à tête fraisée bombée	14-48	-	14-49

		Steel	Stainless steel	Non-ferrous
DIN 674	 **Rivet flat round head** Platbolkop klinknagel / Rivet à tête bombée	14-49	-	-
DIN 703	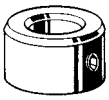 **Adjusting ring, heavy, with hex socket set screws** Stelring, zware uitvoering, met binnenzeskant stelschroef met kegelpunt / Bague d'arrêt, lourde, avec vis sans tête à six pans creux à bout tronconique	7-144	-	-
DIN 705 A	 **Adjusting ring with set screws** Stelring met stelschroeven / Bague d'arrêt avec vis sans tête	7-145	-	-
DIN ≈705A	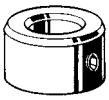 **Adjusting ring with hex socket set screws with cone point** Stelring met binnenzeskant stelschroef met kegelpunt / Bague d'arrêt avec vis sans tête à six pans creux à bout tronconique	-	7-146	-
DIN ≈705A	 **Adjusting ring with slotted set screws** Stelring met stelschroef met gleuf / Bague d'arrêt avec vis sans tête fendue	7-148	7-148	-
DIN ≈705A	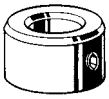 **Adjusting ring with hex socket set screws with cup point** Stelring met binnenzeskant stelschroef met kegelpunt / Bague d'arrêt avec vis sans tête à six pans creux à bout tronconique	7-150	7-150	-
DIN 705 B	 **Adjusting ring with pin hole** Stelring met gat voor pen / Bague d'arrêt avec trou pour goupille	7-151	-	-
DIN 741/555	 **Wire rope clip** Staaldraadklem / Serre-câble à étrier	5-27	-	-
DIN 787	 **Bolt for T-slots** Bout voor T-gleuf / Boulon pour rainures en T	10-76	-	-
DIN 835	 **Stud metal end ≈ 2d** Tapeind inschroeflengte ≈ 2d / Goujon longueur d'implantation ≈ 2d	4-80	4-81	-
DIN 906	 **Hexagon socket screw plug** Binnenzeskant afdichtplug / Bouchon fileté à six pans creux	2-82	2-83	2-83
DIN 908	 **Hexagon socket screw plug with collar** Binnenzeskant afdichtplug met kraag / Bouchon fileté à collerette et à six pans creux	2-86	2-86	2-88
DIN 909	 **Hexagon head screw plug** Zeskant afdichtplug / Bouchon fileté à tête hexagonale	2-89	-	-
DIN 910	 **Hexagon head screw plug with collar** Zeskant afdichtplug met kraag / Bouchon fileté à tête hexagonale et à collerette	2-92	2-93	2-93
DIN 912	 **Hexagon socket head cap screw** Cilinderschroef met binnenzeskant / Vis à tête cylindrique à six pans creux	2-15	2-19	2-24
DIN ≈912	 **Hexagon socket head cap screw fully threaded** Cilinderschroef met binnenzeskant voldraad / Vis à tête cylindrique à six pans creux filetage total	2-28	2-28	2-29

FABORY

		Steel	Stainless steel	Non-ferrous
DIN 913	 **Hexagon socket set screw with flat point** Stelschroef met binnenzeskant en afschuining / Vis sans tête à six pans creux à bout plat	2-64	2-66	-
DIN ≈913	 **Hexagon socket set screw with flat point** Stelschroef met binnenzeskant en afschuining / Vis sans tête à six pans creux à bout plat	2-68	-	-
DIN 914	 **Hexagon socket set screw with cone point** Stelschroef met binnenzeskant en kegelpunt / Vis sans tête à six pans creux à bout tronconique	2-70	2-71	-
DIN 915	 **Hexagon socket set screw with dog point** Stelschroef met binnenzeskant en tap / Vis sans tête à six pans creux à téton	2-73	2-75	-
DIN 916	 **Hexagon socket set screw with cup point** Stelschroef met binnenzeskant en kratereind / Vis sans tête à six pans creux à bout cuvette	2-77	2-79	-
DIN ≈916	 **Hexagon socket set screw with cup point** Stelschroef met binnenzeskant en kratereind / Vis sans tête à six pans creux à bout cuvette	2-81	-	-
DIN ≈916	 **Hexagon socket set screw with knurled cup point** Stelschroef met binnenzeskant en gekarteld kratereind / Vis sans tête à six pans creux à bout cuvette nervurée	2-80	-	-
DIN 917	 **Hexagon cap nut, low type** Zeskant dopmoer laag / Écrou hexagonal borgne bas	3-105	3-106	3-106
DIN 920	 **Slotted pan head screw small head** Pancilinderschroef met zaaggleuf en kleine kop / Vis à tête cylindrique réduite fendue	6-54	6-54	-
DIN 921	 **Slotted pan head screw large head** Pancilinderschroef met zaaggleuf en grote kop / Vis à tête ronde large fendue	6-55	6-56	-
DIN 923	 **Slotted pan head screw with shoulder** Pancilinderschroef met zaaggleuf en borst / Vis à tête cylindrique fendue à tige ajustable	6-284	6-285	-
DIN 927	**Slotted shoulder screw** Passchroef met zaaggleuf / Vis épaulée à tête fendue	6-294	-	-
DIN 928	 **Square weld nut** Vierkantlasmoer / Écrou carré à souder	3-126	3-126	-
DIN 929	 **Hexagon weld nut** Zeskantlasmoer / Écrou hexagonal à souder	3-125	3-125	-
DIN 931	 **Hexagon head bolt** Zeskantbout / Boulon à tête hexagonale	1-6	1-20	1-27
DIN ≈931	 **Hexagon head bolt** Zeskantbout / Boulon à tête hexagonale	-	-	1-27

		Steel	Stainless steel	Non-ferrous
DIN 933	 **Hexagon head screw** Zeskant tapbout / Vis à tête hexagonale filetage total	1-35	1-48	1-59
DIN ≈933	 **Hexagon head screw** Zeskant tapbout / Vis à tête hexagonale filetage total	1-62	1-63	1-60
DIN ≈933	 **Hexagon head screw** Zeskant tapbout / Vis à tête hexagonale, filetage total	-	1-61	-
DIN ≈933	 **Slotted hexagon head screw** Zeskant tapbout met zaaggleuf / Vis à tête hexagonale, fendue, filetage total	1-61	-	-
DIN 934	 **Hexagon nut** Zeskantmoer / Écrou hexagonal	3-16	3-20	3-24
DIN ≈934	 **Hexagon nut** Zeskantmoer / Écrou hexagonal	3-45	3-46	-
DIN 935-1	 **Hexagon slotted and castle nut** Kroonmoer / Écrou hexagonal à créneaux	3-92	3-94	-
DIN 936	 **Hexagon thin nut** Lage zeskantmoer / Écrou hexagonal bas	3-41	3-42	3-42
DIN 937	 **Hexagon thin slotted and castle nut (old type)** Kroonmoer laag (oude type) / Écrou hexagonal à créneaux bas (ancien type)	3-96	3-97	-
DIN 938	 **Stud metal end ≈ 1d** Tapeind inschroeflengte ≈ 1d / Goujon longueur d'implantation ≈ 1d	4-73	4-73	-
DIN 939	 **Stud metal end ≈ 1,25d** Tapeind inschroeflengte ≈ 1,25d / Goujon longueur d'implantation ≈ 1,25d	4-75	4-78	-
DIN 950	 **Handwheel AL** Handwiel AL / Volant AL	-	-	12-96
DIN 960	 **Hexagon head bolt** Zeskantbout / Boulon à tête hexagonale	1-28	-	-
DIN 961	 **Hexagon head screw** Zeskant tapbout / Vis à tête hexagonale filetage total	1-64	-	-
DIN 963 A	 **Slotted countersunk head screw** Verzonkenkop schroef met zaaggleuf / Vis à métaux à tête fraisée fendue	6-14	6-17	6-16
DIN ≈963 A	 **Slotted countersunk head screw** Verzonkenkop schroef met zaaggleuf / Vis à métaux à tête fraisée fendue	-	-	6-20

FABORY

		Steel	Stainless steel	Non-ferrous
DIN 964 A	 **Slotted raised countersunk head screw** Bolverzonken schroef met zaaggleuf / Vis à tête fraisée bombée fendue	6-20	6-22	6-21
DIN 965 A-H	 **Cross recessed countersunk head screw** Verzonkenkop schroef met kruisgleuf / Vis à métaux à tête fraisée à empreinte cruciforme	6-37	6-40	-
DIN 965 A-Z	 **Cross recessed countersunk head screw** Verzonkenkop schroef met kruisgleuf / Vis à métaux à tête fraisée à empreinte cruciforme	6-39	6-41	-
DIN ≈965 A-Z	 **Cross recessed countersunk head screw** Verzonkenkop schroef met kruisgleuf / Vis à métaux à tête fraisée à empreinte cruciforme	-	-	6-40
DIN ≈965 A	 **Hexalobular countersunk head screw** Verzonken schroef met T-ster / Vis à tête fraisée à six lobes internes	6-49	6-50	-
DIN 966 A-H	 **Cross recessed raised countersunk head screw** Bolverzonken schroef met kruisgleuf / Vis à tête fraisée bombée empreinte cruciforme	6-43	6-44	-
DIN 966 A-Z	 **Cross recessed raised countersunk head screw** Bolverzonken schroef met kruisgleuf / Vis à tête fraisée bombée empreinte cruciforme	6-44	6-45	-
DIN ≈966 A	 **Hexalobular raised countersunk head screw** Bolverzonken metaalschroef met T-ster / Vis à métaux tête fraisée bombée six lobes internes	-	6-52	-
DIN 976-1A	 **Threaded rod, 1 meter** Draadstang, 1 meter / Tige filetée, 1 mètres	4-9	4-10	4-14
DIN 976-1A	 **Threaded rod, 2 meter** Draadstang, 2 meter / Tige filetée, 2 mètres	4-6	4-10	-
DIN 976-1A	 **Threaded rod, 3 meter** Draadstang, 3 meter / Tige filetée, 3 mètres	4-6	4-10	-
DIN 976-1A	 **Threaded rod, various lengths** Draadstang diverse lengtes / Tige filetée différentes longueurs	4-5	4-10	-
DIN 976-1B	 **Threaded rod, various lengths** Draadstang diverse lengtes / Tige filetée différentes longueurs	4-15	-	-
DIN 979	 **Hexagon thin slotted and castle nut** Kroonmoer laag / Écrou hexagonal à créneaux bas	3-98	3-99	-
DIN 980V	 **Prevailing torque type hexagon nut with non-metallic insert** Zelfborgende zeskantmoer met kunststof ring / Écrou auto-freiné hexagonal avec anneau non-metallique	3-78	3-79	-
DIN ≈980V	 **BILOC Prevailing torque type hexagon nut, all metal** BILOC Zelfborgende zeskantmoer geheel metaal / BILOC Écrou hexagonal autofreiné tout métal	3-81	3-81	-

		Steel	Stainless steel	Non-ferrous
DIN 981	 **Lock nut for rolling bearings** Ronde moer met gleuven - antifrictielager / Écrou cylindrique à encoches	3-114	-	-
DIN 982	 **Prevailing torque type hexagon nut with non-metallic insert** Zelfborgende zeskantmoer met kunststof ring / Écrou auto-freiné hexagonal avec anneau non-metallique	3-69	3-70	-
DIN 982	 **Prevailing torque type hexagon nut with non-metallic insert, high type** Zelfborgende zeskantmoer met kunststof ring, hoog model / Écrou auto-freiné hexagonal haut à anneau non-métallique	3-70	-	-
DIN 983	 **Retaining ring with lugs for shafts** Zekeringsring met nokken, voor assen / Circlip de sécurité à ergots extérieurs, pour arbres	7-137	-	-
DIN 985	 **Prevailing torque type hexagon nut with non-metallic insert** Zelfborgende zeskantmoer met kunststof ring / Écrou auto-freiné hexagonal avec anneau non-metallique	3-62	3-64	3-65
DIN 986	 **Prevailing torque type hexagon domed cap nut with non-metallic insert** Zelfborgende dopmoer met kunststof ring / Écrou hexagonal auto-freiné borgne avec anneau non-metallique	3-74	3-74	-
DIN 988	 **Shim ring** Pasring (Shim) / Rondelle d'ajustage	7-58	7-59	-
DIN 1052	 **Plain washer, large, especially for timber constructions** Vlakke sluitring met grote buitendiameter, voor houtconstructie / Rondelle plate, série large pour les constructions en bois	7-42	7-43	-
DIN 1434	 **Clevis pin with small head and split pin hole** Gaffelpen met kleine kop en splitpengat / Axe d'articulation avec petite tête et trou pour goupille cylindrique	9-44	9-44	-
DIN 1440	 **Plain washer for clevis pins, medium finish** Vlakke sluitring voor gaffelpennen / Rondelle plate pour axes d'articulation, finition moyenne	7-52	7-53	-
DIN 1441	 **Plain washer for clevis pins, product grade C** Vlakke sluitring voor gaffelpennen, productklasse C / Rondelle plate pour axes d'articulation, classe de produit C	7-54	7-55	-
DIN 1444	 **Clevis pin with head and split pin hole** Gaffelpen met kop en splitpengat / Axe d'articulation avec tête et trou pour goupille cylindrique	9-43	-	-
DIN 1470	 **Grooved pin, full length parallel grooved with pilot** Cilindrische kerfpen met tap / Goupille cylindrique cannelée avec bout	9-16	-	-
DIN 1471	 **Grooved pin, full length taper grooved** Conische kerfpen / Goupille conique cannelée	9-17	9-18	-
DIN 1472	 **Grooved pin, half length taper grooved** Doorsteek kerfpen / Goupille d'ajustage cannelée	9-19	9-20	-
DIN 1473	 **Grooved pin, full length parallel with chamfer** Cilindrische kerfpen / Goupille cylindrique cannelée	9-21	9-22	-

FABORY

		Steel	Stainless steel	Non-ferrous
DIN 1474	 **Grooved pin, half length reverse** Insteekkerfpen / Goupille cannelée embrochable	9-23	9-24	-
DIN 1475	 **Grooved pin, one-third length center grooved** Gaffelkerfpen / Goupille cannelée bombée	9-25	9-25	-
DIN 1476	 **Grooved pin with round head** Bolkop kerfnagel / Clou cannelé à tête ronde	9-26	9-27	9-27
DIN 1477	 **Grooved pin with countersunk head** Verzonken kerfnagel / Clou cannelé à tête fraisée	9-29	-	-
DIN 1478	 **Turnbuckle, tube** Spanschroefmoer, pijp / Tendeur acier tubulaire	5-14	-	-
DIN 1479	 **Hexagon turnbuckle** Spanschroefmoer zeskant / Tendeur hexagonal	5-15	-	-
DIN 1480	 **Turnbuckle** Spanschroefmoer / Tendeur	5-16	-	-
DIN 1480	 **Turnbuckle with 2 welding studs** Spanschroefmoer met 2 aanlaseinden / Tendeur avec embouts à souder	5-17	-	-
DIN ≈1480	**Turnbuckle with 2 flat eyes** Spanschroefmoer met 2 bladeinden / Tendeur avec 2 plats rectangulaires	5-21	-	-
DIN ≈1480	 **Turnbuckle with 2 eyes** Spanschroefmoer met 2 ogen / Tendeur avec 2 yeux	5-20	-	-
DIN ≈1480	 **Turnbuckle with 2 hooks** Spanschroefmoer met 2 haken / Tendeur avec 2 crochets	5-20	5-21	-
DIN ≈1480	 **Turnbuckle with hook and eye** Spanschroefmoer met haak en oog / Tendeur avec crochet et oeil	5-18	5-19	-
DIN ≈1481	 **Spring-type straight pin slotted, heavy duty, stainless spring steel** Spanbus zware uitvoering, RVS / Goupille élastique épaisse, inox	-	9-41	-
DIN 1587	 **Hexagon domed cap nut, high type** Dopmoer hoog / Écrou hexagonal borgne haut	3-100	3-101	3-102
DIN ≈1587	 **Hexagon domed cap nut, high type with welded cap** Dopmoer hoog met opgelaste kap / Écrou hexagonal borgne haut à calotte soudée	3-104	-	-
DIN 1804 W	 **Slotted round nut for hook spanners** Ronde moer met gleuven / Écrou cylindrique à encoches pour clé à crochet	3-115	3-116	-

		Steel	Stainless steel	Non-ferrous
DIN 1816	 **Round nut with set pin holes inside** Ronde zelfborgende moer met pingaten / Écrou cylindrique à trous latéraux	3-117	-	-
DIN 2093	 **Disc spring** Schotelveer / Rondelle ressort	7-114	-	-
DIN ≈2093 A/C	 **Disc spring type A (heavy)** Schotelveer type A (zwaar) / Rondelle ressort type A (lourd)	-	7-112	-
DIN 2095	 **Helical compression spring** Cilindrische drukveer / Ressort de compression	12-70	-	-
DIN 2097	 **Helical tension spring** Cilindrische trekveer / Ressort d'extension	12-71	-	-
DIN 2510 L/NF	 **Double end stud with reduced shank with 2 hexagon nuts** Rekbout met gereduceerde schacht met 2 zeskantmoeren / Goujon à corps allégé avec 2 écrous	4-68	-	-
DIN 2510 NF	 **Hexagon nut for double end stud with reduced shank** Zeskantmoer voor rekbout / Écrou hexagonal pour goujon à corps allégé	4-70	-	-
DIN ≈3404 A	 **Lubricating nipple, button head type** Smeernippel, vlak / Graisseur type plat	12-47	-	-
DIN 3405 A	 **Lubricating nipple, cupped type** Smeernippel, trechtermodel / Graisseur à trémie	12-46	-	-
DIN ≈5401	 **Technical ball** Technische kogel / Bille technique	12-100	12-101	-
DIN 5406	 **Lock washer MB** Borgring MB / Rondelle de blocage MB	7-122	-	-
DIN 6304	 **Tommy screw with fixed clamping bolt** Knevelschroef met vaste knevel / Vis à garrot avec garrot fixe	10-79	-	-
DIN 6305	 **Tommy nut with fixed clamping bolt** Knevelmoer met vaste knevel / Écrou à garrot avec garrot fixe	10-80	-	-
DIN 6306	 **Tommy screw with movable clamping bolt** Knevelschroef met beweegbare knevel / Vis à garrot avec garrot amovible	10-80	-	-
DIN 6307	 **Tommy nut with movable clamping bolt** Knevelmoer met beweegbare knevel / Écrou à garrot avec garrot amovible	10-81	-	-
DIN 6311	 **Thrust pads** Drukstuk / Tampon de serrage	10-81	-	-

FABORY

		Steel	Stainless steel	Non-ferrous
DIN 6319 C	 **Spherical washer** Bolle sluitring / Rondelle à portée sphérique	10-87	10-88	-
DIN 6319 D	 **Conical seat** Conische zitting / Siège conique	10-89	10-89	-
DIN 6319 G	 **Conical seat, wide** Conische zitting, grote buitendiameter / Siège conique, large	10-90	-	-
DIN 6325	 **Parallel pin (dowel pin) hardened, m6** Cilindrische pen gehard, m6 / Goupille cylindrique trempée, m6	9-6	-	-
DIN ≈6325	 **Parallel pin (dowel pin) hardened, h6** Cilindrische pen gehard, h6 / Goupille cylindrique trempée, h6	9-8	-	-
DIN 6330 B	 **Hexagon nut 1,5D** Zeskantmoer 1,5D / Écrou hexagonal 1,5D	10-83	10-84	-
DIN 6331	 **Hexagon nut with collar 1,5D** Zeskantkraagmoer 1,5D / Écrou hexagonal à embase cylindrique 1,5D	10-84	-	-
DIN ≈6331	 **Hexagon nut with collar 1,5D** Zeskantkraagmoer 1,5D / Écrou hexagonal à embase cylindrique 1,5D	-	10-85	-
DIN 6332-IS	 **Hex socket grub screw with thrust point** Stelschroef met binnenzeskant en drukpunt / Vis sans tête à six pans creux à point de pression	10-78	-	-
DIN ≈6336 K	 **Star grip, type K** Sterknop type K / Poignée etoile type K	-	-	12-75
DIN ≈6336 L	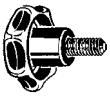 **Star grip, type L** Sterknop type L / Poignée etoile type L	-	-	12-74
DIN 6340	 **Washer for clamping device** Geharde sluitring / Rondelle pour rainure en T	10-86	10-86	-
DIN 6379	 **Stud for T-slot nuts** Tapeind voor moeren voor T-gleuven / Goujon pour écrou en T	10-77	-	-
DIN 6796	 **Conical spring washer for bolted connections** Schotelveerring voor schroefdraadverbindingen / Rondelle cuvette emboutie pour assemblages vissés	7-107	7-108	-
DIN 6797 A	 **External tooth lock washer** Tandveerring met open buitenvertanding / Rondelle élastique à dents extérieures	7-80	7-81	-
DIN 6797 J	 **Internal tooth lock washer** Tandveerring met binnenvertanding / Rondelle élastique à dents intérieures	7-81	-	-

		Steel	Stainless steel	Non-ferrous
DIN ≈6797 J	 **Internal tooth lock washer** Tandveerring met binnenvertanding / Rondelle élastique à dents intérieures	-	7-82	-
DIN 6798 A	 **Serrated lock washer with external teeth** Tandveerring met buitenvertanding / Rondelle élastique à dents chevauchantes extérieures	7-82	7-83	7-84
DIN 6798 J	 **Serrated lock washer with internal teeth** Tandveerring met binnenvertanding / Rondelle élastique à dents chevauchantes intérieures	7-85	7-86	-
DIN 6798 V	 **Countersunk serrated lock washer with external teeth** Verzonken tandveerring met buitenvertanding / Rondelle élastique conique à dents extérieures	7-87	7-87	-
DIN 6799	 **Retaining washer for shafts** Asborgring / Anneau de sûreté pour arbres	7-136	7-136	-
DIN 6880	 **Bright key steel length 1 meter** Blank spieënstaal lengte 1 meter / Acier étiré pour clavettes longueur 1 mètre	9-52	9-52	-
DIN 6885 A	 **Parallel key high type** Vlakke inlegspie met ronde einden hoog type / Clavette parallèle type haut	9-53	9-56	-
DIN 6887	 **Taper key with gib head** Kopspie / Clavette à talon	9-56	-	-
DIN 6888	 **Woodruff key** Halfronde schijfspie / Clavette disque	9-57	9-58	-
DIN 6912	 **Hexagon socket head cap screw with low head and pilot recess** Cilinderschroef met binnenzeskant met lage kop en tapgeleiding / Vis à tête cylindrique à six pans creux à centrage, avec tête basse	2-35	2-34	-
DIN 6917	 **Square taper washer for I-sections** Hellingsluitplaat voor I-profiel / Plaquette oblique pour profilés en I	1-82	-	-
DIN 6918	 **Square taper washer for U-sections** Hellingsluitplaat voor U-profielen / Plaquette oblique pour profilés en U	1-83	-	-
DIN 6921	 **Hexagon flange bolt** Zeskantflensbout / Vis à tête hexagonale à embase	1-88	-	-
DIN ≈6921	 **Hexagon flange bolt with ribbed flange** Zeskantflensbout zelfborgend met ribben / Vis de sécurité à tête hexagonale à embase avec stries radiales	1-96	-	-
DIN ≈6921	 **Hexagon flange bolt with toothed flange** Zeskantflensbout zelfborgend met vertanding / Vis de sécurité à tête hexagonale à embase crantée	1-95	-	-
DIN ≈6921	 **Hexagon flange bolt, fully threaded** Zeskantflensbout, voldraad / Vis à tête hexagonale à embase, filetage total	-	1-90	-

FABORY

		Steel	Stainless steel	Non-ferrous
DIN ≈6921	 **Hexagon flange bolt with serrated flange, fully threaded** Zeskantflensbout met vertanding, voldraad / Vis à tête hexagonale à embase crantée, filetage total	1-91	1-91	-
DIN 6923	 **Hexagon nut with flange** Zeskantflensmoer / Écrou hexagonal à embase	3-50	3-51	-
DIN ≈6923	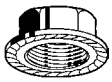 **Hexagon nut with serrated flange** Zeskantflensmoer met vertanding / Écrou hexagonal à embase crantée	3-53	3-53	-
DIN 6924	 **Prevailing torque type hexagon nut with plastic insert** Zelfborgende zeskantmoer met kunststof ring / Écrou auto-freiné hexagonal à anneau non-métallique	3-71	-	-
DIN 6925	 **Prevailing torque type hexagon nut, all metal** Zelfborgende zeskantmoer geheel metaal / Écrou auto-freiné hexagonal tout métal	3-83	-	-
DIN 6926	 **Prevailing torque type hexagon nut with flange with non-metallic insert** Zelfborgende zeskantflensmoer met kunststof ring / Écrou auto-freiné hexagonal à embase à anneau non-métallique	3-54	3-54	-
DIN ≈6926	 **Prevailing torque type hexagon nut with serrated flange with non-metallic insert** Zelfborgende zeskantflensmoer met kunststof ring en vertanding / Écrou auto-freiné hexagonal à embase à anneau non-métallique	-	3-55	-
DIN ≈6928 C	 **Hexagon washer faced head tapping screw** Zeskantplaatbout met aangeperste ring / Vis à tôle à tête hexagonale à embase cylindrique	6-153	-	-
DIN 7349	 **Plain washer for bolts with heavy type spring pins** Vlakke sluitring voor zware spanbussen / Rondelle plate pour vis avec goupilles élastiques lourdes	7-49	7-50	-
DIN 7500 D	 **Hexagon head thread rolling screw with flange** Zelfdraadvormende zeskantflensbout / Vis autoformeuse à tête hexagonale à embase	6-100	6-101	-
DIN 7500 E	**Thread rolling cap screw** Zelfdraadvormende binnenzeskant cilinderkopschroef / Vis autoformeuse à tête cylindrique 6 pans creux	6-101	-	-
DIN ≈7500	 **Hexagon head thread rolling screw with flange** Zelfdraadvormende zeskantflensbout / Vis autoformeuse à tête hexagonale à embase	6-94	-	-
DIN ≈7500-1	 **Raised cheese head thread rolling screw with Torx®recess** Zelfdraadvormende bolcilinderschroef met Torx® / Vis autoformeuse à tête cylindrique bombée à empreinte Torx®	6-92	-	-
DIN ≈7500-1	 **Countersunk head thread rolling screw with Torx®recess** Zelfdraadvormende verzonken schroef met Torx® / Vis autoformeuse à tête fraisée à empreinte Torx®	6-93	-	-
DIN 7504 K	 **Self-drilling hexagon head screw washer faced** Zelfborende zeskantkraagbout / Vis autoperceuse à tête hexagonale à embase	6-182	6-182	-
DIN ≈7504 K	 **Self-drilling hexagon head screw washer faced** Zelfborende zeskantkraagbout / Vis autoperceuse à tête hexagonale à embase	6-196	6-196	-

			Steel	Stainless steel	Non-ferrous
DIN 7504 M-H		**Self-drilling cross recessed pan head screw** Zelfborende pancilinderschroef met kruisgleuf / Vis autoperceuse à tête cilindrique à empreinte cruciforme	6-181	6-181	-
DIN ≈7504 M-H		**Self-drilling cross recessed pan head screw** Zelfborende pancilinderschroef met kruisgleuf / Vis autoperceuse tête cylindrique empreinte cruciforme	6-193	6-194	-
DIN ≈7504 M		**Self-drilling ttap® recessed pan head screw** Zelfborende pancilinderschroef met ttap® / Vis autoperceuse tête cylindrique ttap®	6-195	-	-
DIN ≈7504 M		**Self-drilling square recessed pan head screw** Zelfborende pancilinderschroef met binnenvierkant / Vis autoperceuse à tête bombée à carré creux	6-186	-	-
DIN ≈7504 M		**Self-drilling SR-recessed pan head screw** Zelfborende pancilinderschroef met SR-aandraaivoorziening / Vis autoperceuse à tête bombée SR	6-185	-	-
DIN 7504 O-H		**Self-drilling cross recessed countersunk head screw** Zelfborende verzonken schroef met kruisgleuf / Vis autoperceuse à tête fraisée à empreinte cruciforme	6-179	6-178	-
DIN ≈7504 O-H		**Self-drilling cross recessed countersunk head screw** Zelfborende verzonken schroef met kruisgleuf / Vis autoperceuse tête fraisée cruciforme	6-190	6-190	-
DIN ≈7504 O		**Self-drilling ttap® recessed countersunk head** Zelfborende verzonken schroef met ttap® / Vis autoperceuse tête fraisée ttap®	6-191	-	-
DIN 7513 A		**Hexagon head thread cutting screw** Zelfdraadsnijdende zeskantbout / Vis autotaraudeuse à tête hexagonale	6-85	-	-
DIN 7513 B		**Slotted cheese head** Zelf draadsnijdende cilinderkop schroef met zaaggleuf / Vis autotaraudeuses, à tête cylindrique fendue	6-89	-	-
DIN 7516 AE-H		**Cross recessed raised cheese head thread cutting screw** Zelfdraadsnijdende bolcilinderschroef met kruisgleuf / Vis autotaraudeuse à tête cylindrique bombée à empreinte cruciforme	6-86	-	-
DIN 7516 DE-H		**Cross recessed countersunk head thread cutting screw** Zelfdraadsnijdende verzonken schroef met kruisgleuf / Vis autotaraudeuse à tête fraisée à empreinte cruciforme	6-87	-	-
DIN 7516 DE-T		**Hexalobular countersunk head** T-ster verzonkenkop schroef / Vis à tête fraisée à empreinte torx	6-90	-	-
DIN 7516 DE-T		**Hexalobular raised cheese head** T-ster bolverzonken schroef / Vis autotaraudeuse à tête cylindrique bombée	6-91	-	-
DIN 7516 EE-H		**Cross recessed raised countersunk head thread cutting screw** Zelfdraadsnijdende bolverzonken schroef met kruisgleuf / Vis autotaraudeuse à tête fraisée bombée à empreinte cruciforme	6-88	-	-
DIN 7603 A		**Sealing ring, flat** Afdichtring, vlak / Anneau de joint, plat	-	-	7-61

FABORY

			Steel	Stainless steel	Non-ferrous
DIN 7603 C		**Sealing ring, filled** Afdichtring, gevuld / Anneau de joint, rempli	-	-	7-63
DIN 7604 A		**Hexagon head screw plug short** Zeskant afdichtplug, kort / Bouchon fileté à tête hexagonale type court	2-94	-	-
DIN 7604 C	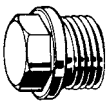	**Hexagon head screw plug long** Zeskant afdichtplug, lang / Bouchon fileté à tête hexagonale type long	2-95	-	-
DIN 7965		**Slotted screw insert type A** Inschroefmoer met zaaggleuf type A / Écrou à visser fendu type A	10-115	-	10-116
DIN 7967		**PAL Self-locking counter nut** PAL Zelfborgende zeskantmoer / Écrou auto-freiné hexagonal type PAL	3-90	3-91	-
DIN 7969		**Countersunk slotted screw with nut** Verzonkenkop schroef met zaaggleuf met moer / Vis à tête fraisée, fendue avec écrou hexagonal	6-65	-	-
DIN 7971 C		**Slotted pan head tapping screw** Pancilinderplaatschroef met zaaggleuf / Vis à tôle à tête cylindrique large fendue	6-126	6-128	-
DIN 7971 F		**Slotted pan head tapping screw** Pancilinderplaatschroef met zaaggleuf / Vis à tôle à tête cylindrique large fendue	6-127	-	-
DIN 7972 C		**Slotted countersunk head tapping screw** Verzonken plaatschroef met zaaggleuf / Vis à tôle à tête fraisée fendue	6-123	6-124	-
DIN 7973 C		**Slotted raised countersunk head tapping screw** Bolverzonken plaatschroef met zaaggleuf / Vis à tôle à tête fraisée bombée fendue	6-125	6-126	-
DIN 7976 C		**Hexagon head tapping screw** Zeskantplaatbout / Vis à tôle à tête hexagonale	6-151	6-152	-
DIN 7976 F		**Hexagon head tapping screw** Zeskantplaatbout / Vis à tôle à tête hexagonale	6-152	-	-
DIN 7977		**Taper pin with constant external thread** Conische pen met vaste lengte buitendraad / Goupille conique à filetage extérieur constant	9-14	-	-
DIN 7978 A		**Taper pin with internal thread, ground** Conische pen met binnendraad geslepen / Goupille conique avec filetage intérieur	9-15	-	-
DIN 7979 D		**Parallel pin with internal thread, hardened, ground** Cilindrische pen met binnendraad, gehard, geslepen / Goupille cylindrique avec filetage intérieur, trempée, rectifiée	9-9	-	-
DIN 7980		**Spring lock washer with square ends for cheese head screws** Veerring met vlakke einden, voor cilinderschroeven / Rondelle élastique pour vis à tête cylindrique	7-70	7-71	-

		Steel	Stainless steel	Non-ferrous
DIN 7981 C-H	 **Cross recessed pan head tapping screw** Pancilinderplaatschroef met kruisgleuf / Vis à tôle à tête cylindrique bombée à empreinte cruciforme	6-137	6-140	-
DIN 7981 C-H	 **Cross recessed pan head tapping screw with pin, Security** Pancilinderplaatschroef kruisgleuf en pin, Security / Vis à tôle à tête cylindrique à empreinte cruciforme avec goupille, Security	-	10-145	-
DIN 7981 C-Z	 **Cross recessed pan head tapping screw** Pancilinderplaatschroef met kruisgleuf / Vis à tôle à tête cylindrique bombée à empreinte cruciforme	6-138	6-141	-
DIN ≈7981 C	 **Square recessed pan head tapping screw** Pancilinderplaatschroef met binnenvierkant / Vis à tôle tête cylindrique à empreinte carrée	-	6-162	-
DIN 7981 F-H	 **Cross recessed pan head tapping screw with flat end** Pancilinderplaatschroef met kruisgleuf zonder punt / Vis à tôle à tête cylindrique bombée à empreinte cruciforme sans pointe	6-143	6-145	-
DIN 7981 F-Z	 **Cross recessed pan head tapping screw with flat end** Pancilinderplaatschroef met kruisgleuf zonder punt / Vis à tôle à tête cylindrique bombée à empreinte cruciforme sans pointe	6-144	6-145	-
DIN 7981 F	**Pan head TX tapping screw flat point** Pancilinder plaatschroef TX met stompe punt / Vis à tête cylindrique bombée TX à pointe plate	6-177	-	-
DIN 7982 C-H	 **Cross recessed countersunk head tapping screw** Verzonken plaatschroef met kruisgleuf / Vis à tôle à tête fraisée à empreinte cruciforme	6-129	6-130	-
DIN 7982 C-H	 **Cross recessed countersunk head tapping screw with pin, Security** Verzonken plaatschroef met kruisgleuf met pin, Security / Vis à tôle à tête fraisée à empreinte cruciforme avec goupille, Security	-	10-146	-
DIN 7982 C-Z	 **Cross recessed countersunk head tapping screw** Verzonken plaatschroef met kruisgleuf / Vis à tôle à tête fraisée à empreinte cruciforme	6-130	6-131	-
DIN ≈7982 C	 **Square recessed countersunk head tapping screw** Verzonken plaatschroef met binnenvierkant / Vis à tôle à tête fraisée à empreinte carrée	-	6-160	-
DIN 7982 F-H	 **Cross recessed countersunk head tapping screw with flat end** Verzonken plaatschroef met kruisgleuf, zonder punt / Vis à tête fraisée cruciforme à bout plat	-	6-176	-
DIN 7982 F-Z	 **Cross recessed countersunk head tapping screw with flat end** Verzonken plaatschroef met kruisgleuf, zonder punt / Vis à tête fraisée cruciforme à bout plat	6-175	6-176	-
DIN 7983 C-H	 **Cross recessed raised countersunk head tapping screw** Bolverzonken plaatschroef met kruisgleuf / Vis à tôle à tête cylindrique fraisée bombée à empreinte cruciforme	6-133	6-135	-
DIN 7983 C-Z	 **Cross recessed raised countersunk head tapping screw** Bolverzonken plaatschroef met kruisgleuf / Vis à tôle à tête cylindrique fraisée bombée à empreinte cruciforme	-	6-135	-
DIN 7983 C-Z	 **Cross recessed raised countersunk head tapping screw** Bolverzonken plaatschroef met kruisgleuf / Vis à tôle à tête cylindrique fraisée bombée à empreinte cruciforme	6-133	-	-

FABORY

			Steel	Stainless steel	Non-ferrous
DIN 7984		**Hexagon socket head cap screw fully threaded** Cilinderschroef met binnenzeskant met lage kop / Vis à tête cylindrique à six pans creux avec tête basse	2-30	2-32	-
DIN ≈7984		**Hexalobular socket head cap screw with low head** Cilinderschroef met T-ster met lage kop / Vis à tête cylindrique à six pans creux avec tête basse	2-41	-	-
DIN 7985		**Hexalobular cheese head** Bolcilinderkop schroef met T-ster / Vis à tête cylindrique torx	-	6-63	-
DIN 7985-H		**Cross recessed raised cheese head screw** Bolcilinderschroef met kruisgleuf / Vis à tête cylindrique à empreinte cruciforme	6-30	6-33	-
DIN 7985-Z		**Cross recessed raised cheese head screw** Bolcilinderschroef met kruisgleuf / Vis à tête cylindrique à empreinte cruciforme	6-31	6-34	-
DIN ≈7985-Z		**Cross recessed raised cheese head screw** Bolcilinderschroef met kruisgleuf / Vis à tête cylindrique à empreinte cruciforme	-	-	6-33
DIN 7985-TX		**Hexalobular cheese head** Bolcilinderkop schroef met T-ster / Vis à tête cylindrique torx	6-62	-	-
DIN 7989-1		**Washer for steel structures, product grade C** Sluitring voor staalconstructie, productklasse C / Rondelle pour construction en acier, classe de produits C	7-47	7-47	-
DIN 7989-2		**Washer for steel structures, product grade A** Sluitring voor staalconstructie, productklasse A / Rondelle pour construction en acier, classe de produits A	7-48	-	-
DIN ≈7991		**Hexalobular socket countersunk head screw** Verzonken schroef met T-ster / Vis à tête fraisée à six lobes internes	2-51	2-51	-
DIN 7993 A		**Snap ring for shafts** Borgring voor assen / Bague de butée pour arbres	7-138	-	-
DIN 7995-H		**Cross recessed raised countersunk head wood screw** Bolverzonken houtschroef met kruisgleuf / Vis à bois à tête fraisée bombée à empreinte cruciforme	-	6-230	-
DIN 7995-Z		**Cross recessed raised countersunk head wood screw** Bolverzonken houtschroef met kruisgleuf / Vis à bois à tête fraisée bombée à empreinte cruciforme	-	6-230	-
DIN 7996-H		**Cross recessed round head wood screw** Bolkop houtschroef met kruisgleuf / Vis à bois à tête ronde à empreinte cruciforme	6-222	-	-
DIN 7996-Z		**Cross recessed round head wood screw** Bolkop houtschroef met kruisgleuf / Vis à bois à tête ronde à empreinte cruciforme	-	6-222	-
DIN 7997-Z		**Cross recessed countersunk (flat) head wood screw** Verzonken houtschroef met kruisgleuf / Vis à bois à tête fraisée à empreinte cruciforme	-	6-226	-

		Steel	Stainless steel	Non-ferrous
DIN 8140-1	 **Wire thread insert, Amecoil** Inzetschroefdraad, Amecoil / Filet rapporté, Amecoil	-	16-3	-
DIN 8140-1A	 **Wire thread insert, Amecoil** Inzetschroefdraad, Amecoil / Filet rapporté, Amecoil	-	16-4	-
DIN 8140-1A	 **Wire thread insert for spark plugs, Amecoil** Inzetschroefdraad voor bougies, Amecoil / Filet rapporté pour bougiess, Amecoil	-	16-5	-
DIN 9021	 **Plain washer with outside diameter ≈ 3 x nominal thread diameter** Vlakke sluitring met buitendiameter ≈ 3 x nominale diameter / Rondelle plate avec diamètre extérieur ≈ 3 diamètre nominal	7-32	7-33	7-34
DIN 11024	 **Spring cotter pin, double** Borgclip verend, dubbel / Goupille bêta, double	9-51	9-52	-
DIN ≈11024	 **Spring cotter pin, single** Borgclip verend, enkel / Goupille bêta, simple	9-50	9-51	-
DIN 15237	 **Seating screw** Riembout / Boulon pour godets d'élévateur	-	1-115	-
DIN 15237	 **Cupped washer for seating screw** Schotelring voor riembouten / Rondelle pour bandes transporteuses	-	1-116	-
DIN 15237	 **Seating screw with washer and nut** Riembout met moer en schotelring / Vis, écrou et rondelle pour godets d'élévateur	1-114	-	-
DIN 22424 A	 **Triangle head bolt** Driekant bout / Vis à tête triangulaire	1-124	-	-
DIN 28129	 **Clamp nut** Beugelmoer / Écrou d'étrier pour fermetures	3-130	-	-
DIN 43699	 **Reinforced contact spring lock washer** Contactveerring, versterkt / Rondelle élastique de contact renforcée	7-74	-	-
DIN 70852	 **Groove nut** Ronde moer met gleuven / Écrou à encoches	3-118	-	-
DIN 70952 A	 **Locking plate for groove nuts** Borgplaat voor ronde gleufmoeren / Rondelle de blocage pour écrou à encoche	7-123	-	-
DIN ≈71412	 **Lubricating nipple, cone type** Smeernippel, conisch / Graisseur à tête sphérique	12-45	12-45	-
DIN 74361 B	 **Hexagon wheel nut with flat collar** Zeskant flensmoer / Écrou hexagonal à embase	3-129	-	-

FABORY

			Steel	Stainless steel	Non-ferrous
DIN 74361-2 C		**Spherical spring lock washer** Conische veerring / Rondelle élastique sphérique	7-72	-	-
DIN 80701		**Wing nut (Toggle nut)** Knevelmoer / Écrou à manettes	-	3-132	3-132
DIN 80704		**Bow nut** Korfmoer / Écrou à anneau pour sangle	-	3-131	3-131
DIN 82101 A		**D (chain) shackle** D-Sluiting / Manille droite	5-23	-	-
ISO 1580		**Slotted pan head screw** Pancilinderschroef met zaaggleuf / Vis à tête cylindrique fendue	6-24	-	-
ISO 2009		**Slotted countersunk head** Verzonkenkop schroef met zaaggleuf / Vis à métaux à tête fraisée fendue	6-58	-	-
ISO 2010		**Slotted raised countersunk head** Bolverzonken schroef met zaaggleuf / Vis à métaux à tête fraisée bombée fendue	6-59	-	6-59
ISO 2341 B		**Clevis pin with head and split pin hole** Gaffelpen met kop en splitpengat / Axe d'articulation avec tête et trou pour goupille cylindrique	9-45	-	-
ISO 2342		**Slotted set screw** Stelschroef met zaaggleuf / Vis sans tête fendue	6-267	-	-
ISO 4014		**Hexagon head bolt** Zeskantbout / Boulon à tête hexagonale	1-9	1-20	-
ISO 4014/4032		**Assembly set for pressure vessels** Boutset voor drukvaten / Boulon avec écrou pour les appareils à pression	1-68	-	-
ISO 4017		**Hexagon head screw** Zeskant tapbout / Vis à tête hexagonale filetage total	1-38	1-48	1-58
ISO 4017/4032		**Assembly set for pressure vessels** Boutset voor drukvaten / Boulon avec écrou pour les appareils à pression	1-69	-	-
ISO 4032		**Hexagon nut** Zeskantmoer / Écrou hexagonal	3-5	3-9	3-10
ISO 4033		**Hexagon nut** Zeskantmoer / Écrou hexagonal	3-29	-	-
ISO 4035		**Hexagon thin nut** Lage zeskantmoer / Écrou hexagonal bas	3-32	-	3-32

		Steel	Stainless steel	Non-ferrous
ISO 4161	 **Hexagon lock nut with flange, Spiralock** Zeskantflensmoer zelfborgend, Spiralock / Écrou hexagonal autofreiné à embase, Spiralock	3-59	3-59	-
ISO 4766	 **Slotted set screw** Stelschroef met zaaggleuf / Vis sans tête fendue	6-268	-	6-269
ISO 7040	 **Prevailing torque type hexagon nut with plastic insert, high type** Zelfborgende zeskantmoer met kunststof ring, hoge uitvoering / Écrou auto-freiné hexagonal à anneau non-métallique, type haut	3-68	-	-
ISO 7042	 **Prevailing torque type hexagon nut, all metal** Zelfborgende zeskantmoer geheel metaal / Écrou auto-freiné hexagonal tout métal	3-75	-	-
ISO 7045	 **Cross recessed raised cheese head** Bolcilinderkop schroef met kruisgleuf / Vis à métaux à tête cylindrique bombée à empreinte cruciforme	6-60	-	-
ISO 7046-1	 **Cross recessed countersunk head screw** Verzonkenkop schroef met kruisgleuf / Vis à métaux à tête fraisée à empreinte cruciforme	6-61	-	-
ISO 7049	 **Cross recessed pan head screws without point** Plaatschroef pancilinderkop met kruisgleuf zonder punt / Vis à tôle à tête cylindrique bombée large à empreinte cruciforme sans point	6-163	-	-
ISO 7089	 **Plain washer** Vlakke sluitring / Rondelle plate	7-6	7-7	7-8
ISO 7090	 **Plain washer, chamfered** Vlakke sluitring met afschuining / Rondelle plate, chanfreinée	7-15	7-16	7-16
ISO 7092	 **Plain washer, small series** Vlakke sluitring met kleine buitendiameter / Rondelle plate, série étroite	7-19	-	7-20
ISO 7093-1	 **Plain washerwith outside diameter ≈ 3 x nominal thread diameter** Vlakke sluitring met buitendiameter ≈ 3 x nominale diameter / Rondelle plate avec diamètre extérieur ≈ 3 diamètre nominal	7-30	7-31	-
ISO 7094	 **Plain washer, extra large series** Vlakke sluitring met extra grote buitendiameter / Rondelle plate, série large	7-35	-	-
ISO ≈7379	 **Hexagon socket head shoulder screw tolerance h8** Binnenzeskant passchroef tolerantie h8 / Vis épaulée à tête cylindrique à six pans creux tolérance h8	2-63	-	-
ISO ≈7379	 **Hexagon socket head shoulder screw tolerance f9** Binnenzeskant passchroef tolerantie f9 / Vis épaulée à tête cylindrique à six pans creux tolérance f9	2-61	2-62	-
ISO 7380-1	 **Hexagon socket button head screw** Laagbolkopschroef met binnenzeskant / Vis à tête cylindrique bombée plate à six pans creux	2-52	2-54	-
ISO ≈7380-1	 **Hexalobular socket button head screw** Laagbolkopschroef met T-ster / Vis à tête cylindrique bombée plate à six lobes internes	2-56	2-56	-

FABORY

			Steel	Stainless steel	Non-ferrous
ISO ≈7380-1		**Hexagon socket button head screw** Laagbolkopschroef met binnenzeskant / Vis à tête cylindrique bombée plate à six pans creux	-	2-55	-
ISO 7380-2		**Hexagon socket button head screw with flange** Laagbolkopschroef met binnenzeskant en flens / Vis à tête cylindrique bombée plate à six pans creux à embase plate	2-58	2-58	-
ISO ≈7380-2		**Hexalobular socket button flange head screw** Laagbolkopschroef met T-ster en flens / Vis à tête cylindrique bombée plate à six lobes internes à embase plate	-	2-60	-
ISO 7434		**Slotted set screw** Stelschroef met zaaggleuf / Vis sans tête fendue	-	-	6-270
ISO 7435		**Slotted set screw with long dog point** Stelschroef met tap / Vis sans tête fendue à bout téton	6-271	-	-
ISO 8673		**Hexagon nut** Zeskantmoer / Écrou hexagonal	3-13	-	3-14
ISO 8675		**Hexagon thin nut** Lage zeskantmoer / Écrou hexagonal bas	3-33	-	3-34
ISO 8676		**Hexagon head screw** Zeskant tapbout / Vis à tête hexagonale filetage total	1-65	-	-
ISO 8738		**Plain washer for clevis pins, product grade A** Vlakke sluitring voor gaffelpennen, productklasse A / Rondelle plate pour axes d'articulation, classe de produit A	7-51	-	-
ISO 8746		**Grooved pin with round head** Bolkop kerfnagel / Clou cannelé à tête ronde	-	-	9-28
ISO 8747		**Grooved pin with countersunk head** Verzonken kerfnagel / Clou Cannelé à tête fraisée	9-30	-	-
ISO 8748		**Spring-type straight pin (spiral pin) coiled, heavy duty** Spiraalspanbus zware uitvoering / Goupille élastique spiralée, série lourde	9-34	-	-
ISO 8750		**Spring-type straight pin (spiral pin) coiled, standard duty** Spiraalspanbus normale uitvoering / Goupille élastique spiralée, série moyenne	9-31	9-33	-
ISO 8752		**Spring-type straight pin slotted, heavy duty** Spanbus zware uitvoering / Goupille élastique épaisse	9-38	-	-
ISO 8765		**Hexagon head bolt** Zeskantbout / Boulon à tête hexagonale	1-28	-	-
ISO 10511		**Prevailing torque type hexagonal thin nut with non-metallic insert** Zelfborgende zeskantmoer laag met kunststof ring / Écrou auto-freiné hexagonal bas à anneau non-métallique	3-60	-	3-60

			Steel	Stainless steel	Non-ferrous
ISO 10512		**Prevailing torque type hexagonal nut with non-metallic insert** Zelfborgende zeskantmoer met kunststof ring / Écrou auto-freiné hexagonal haut à anneau non-métallique	3-61	-	-
ISO 10513		**Prevailing torque type hexagon high nut, all metal** Zelfborgende zeskantmoer geheel metaal / Écrou hexagonal autofreiné tout métal	3-77	-	-
ISO 10642		**Hexagon socket countersunk head screw** Verzonken schroef met binnenzeskant / Vis à tête fraisée à six pans creux	2-45	2-48	2-50
ISO 13337		**Spring-type straight pin slotted, light duty** Spanbus lichte uitvoering / Goupille élastique légère	9-35	9-36	-
ISO 13918-IT		**Stud for arc welding, internally threaded** Lasstift voor booglassen, met binnendraad / Goujon pour le soudage à l'arc, filetage intérieur	10-185	-	-
ISO 13918-PT		**Threaded stud for arc welding** Lasstift voor booglassen, met buitendraad / Goujon pour le soudage à l'arc, fileté	10-183	10-183	10-182
ISO 13918-UT		**Unthreaded studs for arc welding stud** Lasstift voor booglassen, zonder draad / Goujon pour le soudage à l'arc, non fileté	10-184	10-184	-
ISO 14579		**Hexalobular socket head cap screw** Cilinderschroef met T-ster / Vis à tête cylindrique à six lobes internes	2-40	2-40	-
ISO 14580		**Hexalobular socket head cap screw** Cilinderschroef met T-ster / Vis à tête cylindrique à six lobes internes	-	2-42	-
ISO 14583		**Hexalobular socket raised cheese head screw** Bolcilinderschroef met T-ster / Vis à tête cylindrique bombée à six lobes internes	6-47	6-47	-
ISO 14585 C		**Hexalobular socket pan head tapping screw** Pancilinderplaatschroef met T-ster / Vis à tôle à tête bombée à six lobes internes	6-148	6-150	-
ISO 14585 F		**Hexalobular socket pan head tapping screw** Pancilinderplaatschroef met T-ster / Vis à tôle à tête bombée à six lobes internes	6-149	-	-
ISO 14586 C		**Hexalobular socket countersunk head tapping screw** Verzonken plaatschroef met T-ster / Vis à tôle à tête fraisée à six lobes internes	6-146	6-147	-
ISO 14586 F		**Hexalobular socket countersunk head tapping screw** Verzonken plaatschroef met T-ster / Vis à tôle à tête fraisée à six lobes internes	6-146	-	-
ISO 14587 C		**Hexalobular raised countersunk head** Bolverzonken plaatschroef met T-ster / Vis à tôle tête fraisée bombée six lobes internes	-	6-159	-
EN 1664		**Prevailing torque type hexagon nut with flange all metal** Zelfborgende zeskantflensmoer, geheel metaal / Écrou auto-freiné hexagonal à embase, tout métal	3-51	-	-

FABORY

		Steel	Stainless steel	Non-ferrous
EN 1665	 **Hexagon flange bolt** Zeskantflensbout / Vis à tête hexagonale à embase	1-92	-	-
EN 14399-4	 **High-strength structural bolt** HV Voorspanbout / Boulon HV à haute résistance	1-78	-	-
EN 14399-4	 **High-strength structural nut** HV Voorspanmoer / Écrou HV à haute résistance	1-80	-	-
EN 14399-6	 **High-strength structural washer** HV Voorspanring / Rondelle HV à haute résistance	1-81	-	-
EN 15048	 **Structural assembly set** Boutset voor constructie / Boulon avec écrou de construction	1-72	-	-
EN 15048	 **Structural assembly set with fit bolt** Boutset voor constructie met pasbout / Boulon ajustable à tête hexagonale	1-75	-	-
EN 16983 A	 **Disc spring series A** Schotelveer serie A / Rondelle ressort série A	7-109	-	-
EN 16983 B	 **Disc spring series B** Schotelveer serie B / Rondelle ressort série B	7-109	-	-
EN 16983 C	 **Disc spring series C** Schotelveer serie C / Rondelle ressort série C	7-110	-	-
ASME B16.5/ B18.2.2	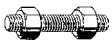 **Studbolt with 2 heavy hexagon nuts** Studbolt met 2 zware zeskantmoeren / Goujon fileté avec 2 écrous hexagonaux lourds	4-40	4-57	-
ASME B18.2.1	 **Heavy hexagon bolt** Zware zeskant bout / Boulon hexagonal à haut résistance	1-145	-	-
ASME B18.2.1	 **Hexagon head cap screw fully threaded** Zeskant tapbout / Vis à tête hexagonale filetage total	1-139	1-140	-
ASME B18.2.1	 **Heavy hexagon head screw** Zware zeskant bout / Vis à tête hexagonal à haut résistance	1-143	1-144	-
ASME B18.2.1	 **Hexagon head cap screw** Zeskantbout / Boulon à tête hexagonale	1-126	1-131	-
ASME B18.2.1	 **Hexagon head tower bolt** Zeskant 'tower' bout / Boulon à pylônes à tête hexagonale	1-153	-	-
ASME B18.2.1	 **Hexagon flange bolt** Zeskantflensbout / Vis à tête hexagonale à embase	1-154	-	-

		Steel	Stainless steel	Non-ferrous
ASME B18.2.1	 **Hexagon head lag screws** Hexagon head lag screws / Hexagon head lag screws	6-248	6-249	-
ASME B18.2.2	 **Hexagon nut** Zeskantmoer / Écrou hexagonal	3-137	3-137	-
ASME B18.2.2	 **Heavy hexagon nut** Zware zeskantmoer / Écrou hexagonal lourd	-	3-138	-
ASME B18.2.2	 **Hexagon machine screw nut** Nummermoer / Écrou hexagonal de vis à métaux	3-141	3-141	3-142
ASME B18.2.2	 **Hexagonal jam nut** Lage zeskantmoer / Écrou hexagonal bas	3-146	-	-
ASME B18.2.2	 **Square nut** Vierkantmoer / Écrou carré	3-170	3-171	-
ASME B18.2.2	 **Heavy square nut** Zware vierkantmoer / Écrou carré, série large	3-171	-	-
ASME B18.2.2	 **Hexagon jam nut** Lage zeskantmoer / Écrou hexagonal bas	3-144	3-145	-
ASME B18.2.2	 **Heavy hexagon jam nut** Lage zeskantmoer, zware uitvoering / Écrou hexagonal bas, série large	3-149	3-150	-
ASME B18.2.2	 **Hex coupling nut** Zeskant verbindingsmoer / Écrou hexagonal de jonction	3-151	3-151	-
ASME B18.2.2	 **Hexagon slotted nut** Kroonmoer / Écrou à creneaux	3-166	-	-
ASME B18.2.2	 **Heavy hexagon slotted nut** Kroonmoer, zware uitvoering / Écrou à creneaux, série large	3-169	-	-
ASME B18.2.2	 **Heavy hexagon nut** Zware zeskantmoer / Écrou hexagonal lourd	4-63	-	-
ASME ≈B18.2.2	 **Hexagonal jam nut** Lage zeskantmoer / Écrou hexagonal bas	3-143	-	-
ASME ≈B18.2.4.6M	 **Heavy hexagon nut** Zware zeskantmoer / Écrou hexagonal lourd	4-37	4-38	-
ASME B18.2.6	 **Heavy hexagon head structural bolt** Constructiebout / Vis de construction	1-146	-	-

FABORY

			Steel	Stainless steel	Non-ferrous
ASME B18.2.6		**Heavy hexagon head structural bolt set** Boutset voor constructie / Boulon avec écrou de construction	1-150	-	-
ASME B18.2.6		**Heavy hexagon structural nut** Constructiemoer / Écrou hexagonal à haute résistance	1-149	-	-
ASME B18.3		**Hexagon socket head cap screw 1960 series** Cilinderschroef met binnenzeskant 1960 serie / Vis à tête cylindrique à six pans creux série 1960	2-96	2-99	-
ASME B18.3		**Hexagon socket head cap screw 1936 series** Cilinderschroef met binnenzeskant 1936 serie / Vis à tête cylindrique à six pans creux série 1936	2-102	-	-
ASME B18.3		**Hexagon socket countersunk head screw** Verzonken schroef met binnenzeskant / Vis à tête fraisée à six pans creux	2-108	2-110	-
ASME B18.3		**Hexagon socket button head screw** Laagbolkopschroef met binnenzeskant / Vis à tête cylindrique bombée plate à six pans creux	2-113	2-114	-
ASME B18.3		**Hexagon socket head shoulder screw** Binnenzeskant passchroef / Vis épaulée à tête cylindrique à six pans creux	2-116	2-117	-
ASME B18.3		**Hexagon socket set screw with cup point** Stelschroef met binnenzeskant en kratereind / Vis sans tête à six pans creux à bout cuvette	2-121	2-123	-
ASME B18.3		**Hexagon socket set screw with flat point** Stelschroef met binnenzeskant en afschuining / Vis sans tête à six pans creux à bout plat	2-118	-	-
ASME B18.3		**Hexagon socket set screw with half dog point** Stelschroef met binnenzeskant en tap / Vis sans tête à six pans creux à téton	2-120	-	-
ASME B18.3		**Hexagon socket set screw with oval point** Stelschroef met binnenzeskant en ronde punt / Vis sans tête à six pans creux à bout oval	2-127	-	-
ASME B18.3		**Hexagon socket set screw with cone point** Stelschroef met binnenzeskant en kegelpunt / Vis sans tête à six pans creux à bout tronconique	2-119	-	-
ASME B18.3		**Hexagon socket set screw with knurled cup point** Stelschroef met binnenzeskant en gekarteld kratereind / Vis sans tête à six pans creux à bout cuvette nervurée	2-124	-	-
ASME B18.5		**Carriage bolt** Slotbout / Vis à tête bombée à collet carré	1-158	1-160	-
ASME B18.5		**Step bolt** Slotbout voldraad / Vis à métaux à tête bombée	1-157	-	-
ASME B18.5		**Flat countersunk head elevator bolt** Platverzonken riembout met vierkant / Boulon pour godets d'élévateur	1-156	-	-

		Steel	Stainless steel	Non-ferrous
ASME B18.6.1	 **Woodscrew slotted round head** Houtschroef met ronde kop met zaagsnede / Vis à bois tête ronde fendue	6-250	6-250	-
ASME B18.6.1	 **Cross reccessed flat 82° head** Verzonkenkop houtschroef 82° met kruisgleuf / Vis à bois à tête fraisée 82° cruciforme	6-251	6-252	6-252
ASME B18.6.1	 **Slotted flat 82° head** Verzonkenkop houtschroef 82° met zaagsnede / Vis à bois à tête fraisée 82° fendue	6-253	-	-
ASME B18.6.1	 **Cross reccessed countersunk head** Houtschroef plat verzonken / Vis à bois à fraisée cruciforme	6-254	6-254	-
ASME B18.6.1	 **Woodscrew cross reccessed round head** Houtschroef ronde kop, kruisgleuf / Vis à bois tête ronde cruciforme	6-255	6-255	-
ASME B18.6.1	 **Woodscrew raised countersunk head** Houtschroef met bolverzonken kop met zaagsnede / Vis à bois tête fraisée fendue fendue	6-256	6-257	6-256
ASME B18.6.2	 **Square head set screw** Vierkantbout, Inch / Vis à tête carrée, pouce	1-155	-	-
ASME B18.6.3	 **Machine screw flat countersunk** Verzonkenkop metaalschroef / Vis à métaux tête fraisée	6-68	6-68	6-68
ASME B18.6.3	 **Machine screw flat countersunk slot** Verzonkenkop metaalschroef, zaaggleuf / Vis à métaux tête fraisée, fendue	6-70	6-71	6-70
ASME B18.6.3	 **Machine screw fillister head slot** Machine screw fillister head slot / Machine screw fillister head slot	-	6-72	-
ASME B18.6.3	 **Machine screw binding head slot** Machine screw binding head slot / Machine screw binding head slot	-	6-73	-
ASME B18.6.3	 **Machine screw oval countersunk** Lenskop metaalschroef / Vis à métaux tête fraisée bombée	-	6-74	-
ASME B18.6.3	 **Machine screw pan head** Bolcinderkop machine schroef / Vis à métaux tête cylindrique	6-75	6-76	-
ASME B18.6.3	 **Machine screw pan head slot** Bolcinderkop machine schroef, zaaggleuf / Vis à métaux tête cylindrique, fendue	6-77	6-77	-
ASME B18.6.3	 **Machine screw round head** Ronde kop metaalschroef / Vis à métaux tête ronde	6-79	6-79	-
ASME B18.6.3	 **Machine screw round head slot** Ronde kop metaalschroef, zaaggleuf / Vis à métaux tête ronde fendue	6-80	6-81	6-81

FABORY

			Steel	Stainless steel	Non-ferrous
ASME B18.6.3		**Machine screw round hd slt/ph comb** Ronde kop metaalschroef met combi zaaggleuf/kruisgleuf / Vis à métaux Tête ronde combi Fendu/PH	6-82	-	-
ASME B18.6.3		**Machine screw truss** Laag bolkop metaalschroef / Vis à métaux tête ronde	6-83	6-83	-
ASME B18.6.3		**Machine screw truss slot** Laag bolkop metaalschroef, zaaggleuf / Vis à métaux tête ronde, fendue	6-84	6-85	-
ASME B18.6.3		**Tapping screw ab k-lath** Plaatschroef AB k-lath / Tapping screw ab k-lath	6-170	-	-
ASME B18.6.3		**Tapping screw ab pan** Pancilinderplaatschroef AB / Tapping screw ab pan	6-170	-	-
ASME B18.6.3		**Tapping screw ab hexagon washer slotted** Zeskant plaatschroef AB met zaagsnede en aangeperste ring / Vis à tôle AB hexagonal fendue	6-171	6-172	-
ASME B18.6.3		**Tapping screw ab truss** Plaatschroef AB laagbolkop / Tapping screw ab truss	-	6-172	-
ASME B18.6.4		**Self-drilling screw k-lath** Zelfborende schroef k-lath / Vis autoperceuse k-lath	6-198	-	-
ASME B18.6.4		**Self-drilling screw w/hexagon neoprene-steel washer** Zelfborende schroef zeskant/neopreen-stalen ring / Vis autoperceuse hexagonale avec rondelle en néoprène-acier	-	6-198	-
ASME B18.6.4		**Self-drilling screw pan head** Zelfborende schroef pancilinder kop / Vis autoperceuse tête cylindrique	-	6-199	-
ASME B18.6.4		**Self-drilling screw flat countersunk** Zelfborende schroef platverzonken kop / Vis autoperceuse tête fraisée	-	6-200	-
ASME B18.6.9		**Wing nut type A** Vleugelmoer type A / Écrou à oreilles type A	3-172	3-172	3-173
ASME B18.6.9		**Wing nut type D style 1** Vleugelmoer D style 1 / Écrou à oreilles D style 1	3-174	-	-
ASME B18.8.1		**Cotter pin extended prong square cut type, Inch** Splitpen met versprongen eind type Inch / Goupille fendue à jambe allongée à coupe carrée type pouce	9-78	9-79	-
ASME B18.8.1		**Clevis pin with split pin hole, Inch** Gaffelpen met splitpengat Inch / Axe d'articulation avec trou pour goupille cylindrique pouce	9-76	9-77	-
ASME B18.8.1		**Cotter pin hammer lock type, Inch** Splitpen hammer lock type, Inch / Goupille fendue type hammer lock, pouce	9-80	-	-

		Steel	Stainless steel	Non-ferrous
ASME B18.8.2	 **Taper pin steel, Inch** Conische pen staal, Inch / Goupille conique acier, pouce	9-59	9-59	-
ASME B18.8.2	 **Dowel pin unhardened ground, Inch** Cilindrische pen ongehard, Inch / Goupille cylindrique non trempée, pouce	9-60	9-61	-
ASME B18.8.2	 **Machine dowel pin hardened ground oversized, Inch** Cilindrische pen gehard, geslepen, overmaats, Inch / Goupille cylindrique trempée, rectifiée, surdimensionnée, pouce	9-64	-	-
ASME B18.8.2	 **Machine dowel pin hardened ground, Inch** Cilindrische pen gehard, geslepen, Inch / Goupille cylindrique trempée, rectifiée, pouce	9-62	-	-
ASME B18.8.2	 **Grooved pin type A, Inch** Conische kerfpen type A, Inch / Goupille cannelée type A, pouce	9-65	-	-
ASME B18.8.2	 **Grooved pin type E, Inch** Gaffelkerfpen type E, Inch / Goupille cannelée type E, pouce	9-66	-	-
ASME B18.8.2	 **Spring-type straight pin slotted, Inch** Spanbus, Inch / Goupille élastique, pouce	9-72	9-74	-
ASME B18.8.2	 **Spring-type straight pin (spiral pin) coiled, light duty, Inch** Spiraalspanbus, lichte uitvoering, Inch / Goupille élastique spiralée, série mince, pouce	9-67	9-67	-
ASME B18.8.2	 **Spring-type straight pin (spiral pin) coiled, standard duty, Inch** Spiraalspanbus normale uitvoering, Inch / Goupille élastique spiralée, série moyenne, pouce	9-68	9-69	-
ASME B18.8.2	 **Spring-type straight pin (spiral pin) coiled, heavy duty, Inch** Spiraalspanbus zware uitvoering, Inch / Goupille élastique spiralée, série lourde, pouce	9-70	9-71	-
ASME B18.9	 **Plow bolt** Verzonken ploegbout met vierkant / Corps de boulon à tête fraisée à collet carré	1-161	-	-
ASME B18.16.4	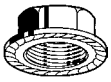 **Hexagon nut with serrated flange** Zeskantflensmoer met vertanding / Écrou hexagonal à embase crantée	3-165	3-165	-
ASME B18.16.6	 **Prevailing torque type hexagon nut with non-metallic insert, style NM/NE** Zelfborgende zeskantmoer met kunststof ring, type NM/NE / Écrou auto-freiné hexagonal à anneau non métallique, style NM/NE	3-152	3-153	-
ASME B18.16.6	 **Prevailing torque type hexagon nut, all metal** Zelfborgende zeskantmoer geheel metaal / Écrou auto-freiné hexagonal tout métal	3-160	3-161	-
ASME B18.16.6	 **Prevailing torque type hexagon nut with non-metallic insert, style NTM/NTE** Zelfborgende zeskantmoer met kunststof ring, type NTM/NTE / Écrou auto-freiné hexagonal à anneau non métallique, style NTM/NTE	3-156	3-156	-
ASME B18.16.6	 **Prevailing torque type hexagon nut with non-metallic insert, NU** Zelfborgende zeskantmoer met kunststof ring, type NU UNC / Écrouauto-freiné hexagonà anneau non-métallique, style NU, UNC	3-158	3-159	-

FABORY

			Steel	Stainless steel	Non-ferrous
ASME B18.16.6		**Prevailing torque type hexagon nut with non-metallic insert, style NTU** Zelfborgende zeskantmoer met kunststof ring, type NTU / Écrou auto-freiné hexagonal à anneau non-métallique, style NTU	3-159	3-160	-
ASME B18.16.6		**Prevailing torque type hexagon nut with non-metallic insert, style NTM/NTE** Zelfborgende zeskantmoer met kunststof ring, type NTM/NTE / Écrou auto-freiné hexagonal à anneau non-métallique, style NTM/NTE	3-157	3-158	-
ASME B18.16.6		**Prevailing torque type hexagon nut with flange, all metal** Zelfborgende zeskantflensmoer, geheel metaal / Écrou auto-freiné hexagonal à embase, tout métal	3-162	-	-
ASME B18.21.1		**Plain washer type A wide** Vlakke sluitring type A met grote buitendiameter / Rondelle plate type A large	7-162	7-163	-
ASME B18.21.1		**Plain washer type A narrow** Vlakke sluitring type A met kleine buitendiameter / Rondelle plate type A étroite	7-164	7-165	-
ASME B18.21.1		**Fender washer** Carrosseriering / Rondelle carrossier	7-167	7-168	-
ASME B18.21.1		**Regular helical spring lock washer** Veerring met vlakke einden / Rondelle élastique hélicoïdale régulière	7-172	7-173	7-174
ASME B18.21.1		**Extra-duty helical spring lock washer** Veerring met vlakke einden, extra zwaar / Rondelle élastique hélicoïdale extra-robuste	7-174	-	-
ASME B18.21.1		**Heavy helical spring lock washer** Veerring met vlakke einden, zwaar / Rondelle élastique hélicoïdale lourde	7-176	-	-
ASME B18.21.1		**High-collar helical spring lock washer** Veerring met vlakke einden / Rondelle élastique hélicoïdale à col haut	7-177	7-177	-
ASME B18.21.1		**Countersunk external tooth lock washer type A** Verzonken tandveerring met buitenvertanding, type A / Rondelle élastique conique à dents extérieures, type A	7-178	7-178	-
ASME B18.21.1		**External tooth lock washer type A** Tandveerring met open buitenvertanding, type A / Rondelle élastique à dents extérieures, type A	7-179	7-179	7-179
ASME B18.21.1		**Internal/external tooth lock washer** Tandveerring met binnen- en buitenvertanding / Rondelle élastique à double denture intérieure/extérieure	7-180	-	-
ASME B18.21.1		**Internal tooth lock wash** Tandveerring met binnenvertanding / Rondelle élastique à dents intérieures	7-181	7-182	7-182
ASME B18.21.1		**Heavy internal tooth lock washer** Tandveerring met open binnenvertanding, zwaar / Rondelle élastique à dents intérieures, lourde	7-183	-	-
ASME ≈B18.22.1		**Fender washer** Carrosseriering / Rondelle carrossier	7-166	-	-

			Steel	Stainless steel	Non-ferrous
ASME ≈B18.22.1		**Custom flat washer** Vlakke sluitring, speciaal / Rondelle carrossier, spéciale	7-170	7-170	-
ASME B18.27		**Retaining ring external, type NA1** Zekeringsring voor assen NA1 / Bague de sûreté extérieure, type NA1	7-185	-	-
ASME B18.27		**Retaining ring internal, type NA2** Zekeringsring voor boringen NA2 / Bague de sûreté intérieure, type NA2	7-187	-	-
ASME B18.27		**Retaining ring external, type NA3 (E-type)** Zekeringsring voor assen NA3 (E-type) / Bague de sûreté extérieure, type NA3 (type E)	7-188	-	-
ASME B18.31.3		**Threaded rod, various lengths** Draadstang diverse lengtes / Tige filetée différentes longueurs	4-26	4-28	-
ASME B18.31.3		**Threaded rod, 1 meter** Draadstang, 1 meter / Tige filetée, 1 mètres	4-26	-	-
ASME B18.31.5		**U-bolt, round, with 2 nuts** U-beugel, rond, met 2 moeren / Étrier en U, rond, avec 2 écrous	5-52	5-53	-
ASME B18.31.5		**U-bolts square bend, with 2 nuts and 2 washers** U-beugel, rechthoekig, met 2 moeren en 2 ringen / Étrier en U, rectangulaire, avec 2 écrous et 2 rondelles	5-55	5-56	-
ASME B18.31.5		**U-bolt long, round, with 4 nuts** U-beugel lang, rond, met 4 moeren / Étrier en U, longue, avec 4 écrous	5-54	5-54	-
NF E25-129		**Double slotted mushroom head screw** Laagbolkopschroef met dubbele zaaggleuf / Vis à métaux tête poêlier fendue en croix	6-29	-	-
NF ≈E25-129		**Slotted mushroom head screw** Laagbolkopschroef met zaaggleuf / Vis à tête bombée fendue	-	6-27	6-28
NF ≈E25-129		**Double slotted mushroom head screw** Laagbolkopschroef met dubbele zaaggleuf / Vis à métaux tête poêlier fendue en croix	6-28	-	-
NF E25-511		**Contact lock washer, medium** Contactborgring, middel / Rondelle de contact, moyenne	7-90	-	-
NF ≈E25-511		**Contact lock washer, narrow, with earthing points** Contactborgring met kleine buitendiameter en aardingspunten / Rondelle de contact, étroite à picots	7-90	-	-
NF E25-512		**Conical lock washer with internal teeth** Verzonken tandveerring met binnenvertanding / Rondelle élastique conique à dents intérieures	7-89	-	-
NF E25-513		**Plain washer type L** Vlakke sluitring type L / Rondelle plate type L	7-26	7-27	-

FABORY

		Steel	Stainless steel	Non-ferrous
NF E25-513	 **Plain washer type LL** Vlakke sluitring type LL / Rondelle plate type LL	7-27	7-28	-
NF E25-513	 **Plain washer type M** Vlakke sluitring type M / Rondelle plate type M	7-24	7-25	7-25
NF E25-513	 **Plain washer type Z** Vlakke sluitring type Z / Rondelle plate type Z	7-22	7-23	-
NF E25-536	 **Serrated lock washer with internal and external teeth** Tandveerring met binnen- en buitenvertanding / Rondelle élastique à double denture chevauchante intérieure/extérieure	7-88	-	-
NF E27-619	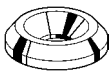 **Turned cup washer** Kraalring volmetaal gedraaid / Rondelle cuvette decolletée	-	10-138	-
ASTM F436	 **Hardened circular washer** Geharde sluitring / Rondelle durcie	1-152	-	-
SAE AS568	 **O-ring** O-ring / Joint torique	-	-	7-193
SAE J482	 **Hexagon high nut** Hoge zeskant moer / Écrou hexagonal haut	3-150	-	-
BS ≈450 (1958)	 **Slotted round head screw** Bolkopschroef met zaaggleuf / Vis à tête ronde fendue	6-66	-	6-66
BS ≈450 (1958)	 **Slotted countersunk head screw** Verzonkenkop schroef met zaaggleuf / Vis à métaux à tête fraisée fendue	6-67	-	6-67
BS 1083	 **Hexagon nut** Zeskantmoer / Écrou hexagonal	3-177	-	3-177
BS ≈1083	 **Hexagon head screw** Zeskant tapbout / Vis à tête hexagonale, filetage total	-	-	1-164
BS ≈1083	 **Hexagon head bolt** Zeskantbout / Boulon à tête hexagonale	1-162	-	-
BS ≈1083	 **Hexagon head screw** Zeskant tapbout / Vis à tête hexagonale, filetage total	1-163	-	-
BS ≈1768	 **Hexagon slotted and castle nut** Kroonmoer / Écrou hexagonal à créneaux	3-168	-	-
BS 2470	 **Hexagon socket set screw with cup point** Stelschroef met binnenzeskant en kratereind / Vis sans tête à six pans creux à bout cuvette	2-129	-	-

		Steel	Stainless steel	Non-ferrous
BS ≈2470	 **Hexagon socket head cap screw** Cilinderschroef met binnenzeskant / Vis à tête cylindrique à six pans creux	2-128	-	-
BS 4174	 **Flange head PZ tapping screw sharp point** Flenskop plaatschroeven PZ met punt / Vis à tête cylindrique bombée plate PZ à embase à pointe aiguë	6-173	-	-
BS 4174	 **Flange head PZ tapping screw flat point** Flenskop plaatschroeven PZ met stompe punt / Vis à tête cylindrique bombée PZ à embase à pointe plate	6-177	-	-
BS ≈4882	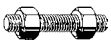 **Studbolt with 2 heavy hexagon nuts** Studbolt met 2 zware zeskantmoeren / Goujon fileté avec 2 écrous hexagonaux lourds	4-35	-	-
BN 205107-3	 **Prevailing torque type hexagon nut with plastic insert, high type** Zelfborgende zeskantmoer met kunststof ring, hoge uitvoering / Écrou auto-freiné hexagonal à anneau non-métallique, type haut	3-68	-	-
MBN 10105	 **Hexagon flange bolt** Zeskantflensbout / Vis à tête hexagonale à embase	1-93	-	-
MBN 13023	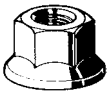 **Prevailing torque type hexagon nut with flange all metal** Zelfborgende zeskantflensmoer, geheel metaal / Écrou auto-freiné hexagonal à embase, tout métal	3-52	-	-

Non-Standards Index

1 Bolts

		Steel	Stainless steel	Non-ferrous
	 **Flat countersunk wing neck bolt with hexagon nut** Verzonken vleugelslotbout met zeskantmoer / Corps de boulon à tête fraisée à collet à oreilles avec écrou hexagonal	1-114	-	-
	 **Track shoe bolt** Track shoe bout / Boulon Track shoe	1-153	-	-
	 **Protecting cap for hexagon bolts, screws and nuts** Beschermkap voor zeskantbouten en -moeren / Capuchon de protection pour vis hexagonales et écrous hexagonaux	-	-	1-165

2 Sockets and set screws

		Steel	Stainless steel	Non-ferrous
	 **Self-locking hexagon socket head cap screw with flange** Zelfborgende cilinderkopflensschroef met binnenzeskant / Vis de sécurité à tête cylindrique à six pans creux à embase	2-39	-	-
	 **Hexagon socket set screw with nylon dog point (thrust screw)** Stelschroef met binnenzeskant en nylon tap (drukschroef) / Vis sans tête à six pans creux à téton en plastique (thrust screw)	2-76	-	-
	 **Cover for hexagon socket screw** Afdekkap voor schroeven met binnenzeskant / Capuchon pour vis à tête à six pans creux	-	-	2-130

3 Nuts

	Steel	Stainless steel	Non-ferrous
 **Hexagon connection nut H=3xD** Zeskant verbindingsmoer H=3xD / Écrou hexagonal de jonction H=3xD	3-47	3-47	3-48
 **Hexagon connection nut high** Zeskant verbindingsmoer hoog / Écrou hexagonal de jonction haut	3-49	3-49	-
 **Self-locking hexagon nut with toothed flange** Zelfborgende zeskantflensmoer met vertanding / Écrou de sécurité hexagonal à embase crantée	3-56	-	-
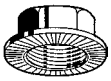 **Self-locking hexagon nut with ribbed flange** Zelfborgende zeskantflensmoer met ribben / Écrou de sécurité hexagonal à embase crantée	3-57	-	-
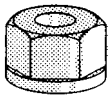 **Prevailing torque type hexagon nut** Zelfborgende zeskantmoer / Écrou auto-freiné hexagonal	-	-	3-67
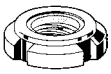 **Prevailing torque type slotted round nut with non-metallic insert type GUK** Zelfborgende ronde moer met gleuven en kunststof ring type GUK / Écrou cylindrique autofreiné à encoches GUK	3-73	-	-
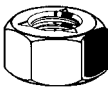 **INLOC Prevailing torque type hexagon nut, all metal** INLOC zelfborgende zeskantmoer, geheel metaal / INLOC Écrou hexagonal autofreiné, tout métal	-	3-82	-
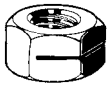 **Prevailing torque type hexagon nut, all metal H100-ESN** Zelfborgende zeskantmoer geheel metaal type H100-ESN / Écrou auto-freiné hexagonal, tout métal type H100-ESN	3-86	3-86	3-87
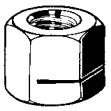 **Prevailing torque type hexagon nut, all metal H130-ESN** Zelfborgende zeskantmoer geheel metaal type H130-ESN / Écrou auto-freiné hexagonal tout métal type H130-ESN	3-87	-	-
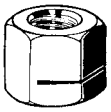 **Prevailing torque type hexagon nut, all metal USN** Zelfborgende zeskantmoer geheel metaal type USN / Écrou auto-freiné hexagonal tout métal type USN	3-88	-	-
 **Hexagon nut with captive conical washer, COMBY** Moer met conische ring COMBY / Écrou hexagonal avec rondelle mobile COMBY	-	3-89	-
 **COMBY Hexagon nut with captive toothed lock washer** Zeskantmoer met onverliesbare vertande ring COMBY / Écrou hexagonal avec rondelle à dents incorporée COMBY	3-89	-	-
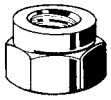 **THERMAG Prevailing torqe type hexagon exhaust nut, all metal** THERMAG uitlaatmoer / THERMAG Écrou pour tuyau d'échappement, tout métal	3-108	-	-
 **Round connection nut** Ronde verbindingsmoer / Écrou cylindrique de jonction	3-112	3-113	-
 **Wing nut with rounded wings** Vleugelmoer ronde vleugelvorm / Écrou à oreilles arrondies	-	-	3-121
 **Wing nut with rounded wings and collar** Vleugelkraagmoer ronde vleugelvorm / Écrou à oreilles arrondies à embase	-	-	3-121

	Steel	Stainless steel	Non-ferrous
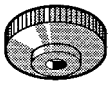 **Knurled nut** Kartelmoer / Écrou moleté	-	-	3-124
 **Weld nut with smooth flange** Lasmoer met gladde flens / Écrou à souder avec bride lisse	3-127	3-127	-
 **Projection weld nut with flange** Puntlasmoer met flens / Écrou à souder par point	3-128	3-128	-
 **Nord-Lock Hexagon wheelnut** Zeskant wielmoer Nord-Lock / Écrou de roue Nord-Lock	3-130	-	-
 **Slotted countersunk nut** Verzonken moer met zaaggleuf / Écrou fraisé à fente	3-133	-	-
 **Pointed nut** Puntmoer / Écrou à pointe	3-133	-	-
 **Cage nut type SMG** Kooimoer type SMG / Écrou à pincer type SMG	3-134	3-134	-
 **Jacknut** Blindspreidmoer / Écrou rapide Jacknut	3-135	-	-
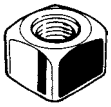 **Square trackshoe nut** Trackshoemoer vierkant / Écrou carré Trackshoe	3-175	-	-
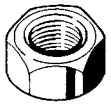 **Hexagon trackshoe nut thin** Trackshoemoer zeskant laag / Écrou hexagonal Trackshoe bas	3-175	-	-
 **Prevailing torque type hexagon nut with non-metallic insert** Zelfborgende zeskantmoer met kunststof ring / Écrou auto-freiné hexagonal avec anneau non-metallique	3-178	-	-
 **Hexagon domed cap nut** Dopmoer / Écrou hexagonal borgne	3-179	-	-
 **Speednut type SNU** Snapmoer type SNU / Écrou à pincer type SNU	3-183	-	-
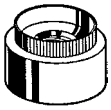 **Round rivet bush** Felsmoer rond / Écrou à sertir cylindrique	10-186	-	-
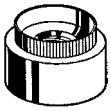 **Self-clinching round rivet bush SWG** Felsmoer, rond, SWG / Écrou à sertir cylindrique SWG	10-187	10-188	-
 **Self-clinching hexagon rivet bush SWG** Felsmoer, zeskant, SWG / Écrou à sertir hexagonal	10-188	-	-

FABORY

	Steel	Stainless steel	Non-ferrous
 **Self-clinching round nut** Inpersmoer, rond / Écrou rond à tôle	10-190	-	-
 **Self-clinching flush head stud** Inpers draadeinden, verzonken kop / Goujon à tête affleurante auto-fixant	10-190	10-191	-
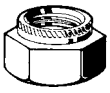 **Hex press nut** Zetmoer / Écrou à tôle	10-192	10-192	-

4 Threaded rods and studbolts

	Steel	Stainless steel	Non-ferrous
 **Permaglas, threaded rod, various lengths** Permaglas, draadeind, diverse lengtes / Permaglas, tige filetée, longueurs differentes	-	-	4-19
 **Permaglas, hexagon nut** Permaglas, zeskant moer / Permaglas, écrou hexagonale	-	-	4-20
 **Permaglas, plain washer** Permaglas, sluitring / Permaglas, rondelle	-	-	4-21
 **Threaded rod, 3 feet** Draadstang, 3 voet / Tige filetée, 3 pieds	4-29	-	4-29
Threaded rod, trapezoidal, 1 meter Draadstang trapezium, 1 meter / Tige filetée à filetage trapézoïdal, 1 mètre	4-30	4-31	-
Threaded rod, trapezoidal, 3 meter Draadstang trapezium, 3 meter / Tige filetée à filetage trapézoïdal, 3 mètres	4-30	4-31	-
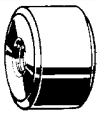 **Round nut, trapezoidal, 1,5xD** Ronde moer Tr 1,5xD / Écrou cylindrique à filetage trapézoïdal 1,5xD	4-31	4-32	-
 **Round nut, trapezoidal, 2,0xD** Ronde moer Tr 2,0xD / Écrou cylindrique à filetage trapézoïdal 2,0xD	-	-	4-32
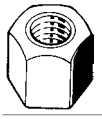 **Hexagon nut, trapezoidal, 1,5xD** Zeskantmoer, trapezium, 1,5xD / Écrou hexagonal à filetage trapézoïdal 1,5xD	4-33	-	-
Threaded rod for shuttering Bekistingsdraadstang / Tige de coffrage	4-34	-	-
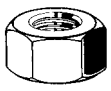 **Hexagon nut for shuttering** Zeskantmoer voor bekistingsdraadstangen / Écrou pour tige de coffrage	4-34	-	-
 **Stud metal end ≈ 1,25d** Tapeind inschroeflengte ≈ 1,25d / Goujon longueur d'implantation ≈ 1,25d	4-82	-	-

5 Hook and eye products

	Steel	Stainless steel	Non-ferrous
 **T-head bolt type 28/15** Hamerkopbout type 28/15 / Vis à tête marteau type 28/15	-	5-5	-
 **D (chain) shackle** D-Sluiting / Manille droite	5-22	5-24	-
 **Bow (anchor) shackle with screw collar pin** Harpsluiting met oogschroefpen / Manille lyre avec vis à oeil	5-25	-	-
 **Bow (anchor) shackle with screw collar pin** Bow (anchor) shackle with screw collar pin / Manille lyre avec vis à oeil	-	5-26	-
 **Wire rope clip** Staaldraadklem / Serre-câble à étrier	-	5-28	-
 **Thimble** Puntkous / Cosse pour câbles	5-29	-	-
 **Carabine hook** Karabijnhaak / Mousqueton	5-30	5-30	-
 **Screw eye** Schroefoog / Piton	5-31	5-31	-
 **Screw eye for wood** Schroefoog met houtschroefdraad / Piton bois	5-32	5-32	5-32
 **Screw eye for wood, heavy type** Schroefoog met houtschroefdraad, zware uitvoering / Piton bois lourd	5-33	-	-
 **Screw eye for wood, long type** Schroefoog met houtschroefdraad, lange uitvoering / Piton bois longue	5-33	-	-
 **Cup hook** Schroefhaak / Crochet d'armoire	5-34	-	-
 **Cup hook for wood** Schroefhaak met houtschroefdraad / Crochet d'armoire pour bois	5-35	-	-
 **Cup hook for wood, with small hook** Schroefhaak met houtschroefdraad, met kleine haak / Crochet d'armoire avec petit crochet pour bois	5-36	-	-
 **Screw eye** Schroefduim / Gond à vis	5-36	-	-
 **Square hook for wood** Schroefduim met houtschroefdraad / Gond à vis à bois	5-37	-	-

FABORY

	Steel	Stainless steel	Non-ferrous
 **Square hook for wood, heavy with cross recess** Schroefduim met houtschroefdraad, met kruisgleuf / Gond à vis à bois à empreinte cruciforme	5-38	-	-
 **Square hook for wood, slotted** Schroefduim met houtschroefdraad, met zaagsnede / Gond à vis à bois fendu	5-38	-	-
 **Square hook for wood, hexalobular socket** Schroefduim met houtschroefdraad, met T-ster / Gond à vis à bois à six lobes internes	5-39	-	-
 **Square hook pin** Puntduim / Gond à pointe	5-39	-	-
Dowel screw with round shank Stokeind met ronde schacht / Vis à double filetage avec section lisse	5-40	5-41	-
Dowel screw with hexagonal shank Stokeind met zeskant / Vis à double filetage avec section hexagonale	5-42	5-43	-
 **Curlhook** Krulhaak / Crochet de boucle	-	5-44	-
 **Safety swing hook with 3 hexagon nuts** Veiligheidsschommelhaak met 3 moeren / Crochet de balançoire de sûreté avec 3 écrous	5-45	-	-
 **Safety swing hook for wood** Veiligheidsschommelhaak met houtschroefdraad / Crochet de balançoire de sûreté non-métrique	5-46	-	-
 **Welded ring for safety swing hooks** Dichtgelaste ring voor veiligheidsschommelhaken / Anneau soudé pour crochet à balancier	5-46	-	-
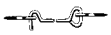 **Gate hook with 2 screw eyes** Windhaak met 2 schroefogen / Crochet de contrevent	-	5-46	-
 **S-hook** S-haak / Crochet en S	5-47	-	-

6 Screws

	Steel	Stainless steel	Non-ferrous	Other
 **Slotted mushroom head screw small head** Laagbolkop schroef met zaagsnede en kleine kop / Vis à tête bombée fendue, reduite	-	6-53	-	
 **Slotted mushroom head** Laagbolkopschroef met zaaggleuf / Vis à tête bombée fendue	6-64	-	-	
 **Hexalobular socket countersunk head thread cutting screw** Zelfdraadsnijdende verzonken schroef met T-ster / Vis autotaraudeuse à tête fraisée à six lobes internes	6-89	-	-	

	Steel	Stainless steel	Non-ferrous	Other
 **Thread rolling raised cheese head screw hexalobular** Zelfdraadvormende bolcilinderschroef met T-ster / Vis autoformeuse à tête cylindrique bombée à six lobes internes	6-95	6-96	-	
 **Thread rolling countersunk head screw hexalobular** Zelfdraadvormende verzonken schroef met T-ster / Vis autoformeuse à tête fraisée à six lobes internes	6-96	6-97	-	
 **Cross recessed raised cheese head thread rolling screw** Zelfdraadvormende bolcilinderschroef met kruisgleuf / Vis autoformeuse à tête cylindrique bombée à empreinte cruciforme	6-98	6-98	-	
 **Thread rolling countersunk head screw** Zelfdraadvormende verzonken schroef / Vis autoformeuse à tête fraisée	6-99	6-99	-	
 **Pan head PZ thread rolling screw** Zelf draadvormende schroeven, pancilinderkop (Z) / Vis autoformeuse à tête cylindrique bombée PZ	6-102	-	-	
 **Countersunk PZ thread rolling screw** Zelf draadvormende schroeven, verzonken kop (Z) / Vis autoformeuse à tête fraisée PZ	6-103	-	-	
 **Hex washer head thread rolling screw** Zelf draadvormende schroeven, zeskant kop / Vis autoformeuse à tête hexagonale à embase	6-104	-	-	
 **Countersunk PZ screw for plastic 45°** Zelf draadvormende schroeven voor plastic, 45°, verzonken kop (Z) / Vis à tête fraisée PZ pour plastiques 45°	6-105	6-105	-	
 **Flange head PZ screw for plastic 45°** Zelf draadvormende schroeven voor plastic, 45°, flenskop (Z) / Vis à tête cylindrique bombée plate PZ à embase plate pour le plastique 45°	6-106	6-106	-	
 **Pan head TX screw for plastic 45°** Panclinderkop TX schroef voor plastic, 45° / Vis à tête cylindrique bombée TX pour plastiques 45°	6-107	6-107	-	
 **Countersunk TX screw for plastic 45°** Zelf draadvormende schroeven, 45°, verzonken kop, hexalobular / Vis à tête fraisée TX pour plastiques 45°	6-108	6-108	-	
 **Pan head PZ screw for plastic 60°** Panclinderkop PZ schroef voor plastic, 60° / Vis à tête cylindrique bombée PZ pour plastiques 60°	6-109	-	-	
 **Countersunk PZ screw for plastic 60°** Zelf draadvormende schroeven voor plastic, 60°, verzonken kop (Z) / Vis à tête fraisée PZ pour plastiques 60°	6-110	-	-	
 **Pan head PZ screw for plastic 45°** Panclinderkop PZ schroef voor plastic, 45° / Vis à tête cylindrique bombée PZ pour plastiques 45°	6-111	6-111	-	
 **Cross recessed raised cheese head thread forming screw** Zelfdraadvormende bolcilinderschroef met kruisgleuf / Vis autoformeuse à tête cylindrique bombée à empreinte cruciforme	6-112	-	-	
 **Raised cheese head thread forming screw with Torx®recess** Zelfdraadvormende bolcilinderschroef met Torx® / Vis autoformeuse à tête cylindrique bombée à empreinte Torx®	6-113	-	-	

FABORY

	Steel	Stainless steel	Non-ferrous	Other
 **Cross recessed mushroom head thread forming screw** Zelfdraadvormende platbolkopschroef met kruisgleuf / Vis autoformeuse à tête ronde à empreinte cruciforme	6-113	-	-	
 **Pan head PZ screw for plastic 30°** Panclinderkop PZ schroef voor plastic, 30° / Vis à tête cylindrique bombée PZ pour plastiques 30°	6-114	6-114	-	
 **Countersunk PZ screw for plastic 30°** Zelf draadvormende schroeven voor plastic, 30°, verzonken kop (Z) / Vis à tête fraisée PZ pour plastiques 30°	6-116	6-116	-	
 **Flange head screw for plastic 30°** Zelf draadvormende schroeven voor plastic, 30°, flenskop (Z) / Vis à tête cylindrique bombée plate PZ à embase plate pour le plastique 30°	-	6-117	-	
 **Flange head screw for plastic 30°** Zelf draadvormende schroeven voor plastic, 30°, flenskop (Z) / Vis à tête cylindrique bombée plate PZ à embase plate pour le plastique 30°	6-118	-	-	
 **Pan head TX screw for plastic 30°** Panclinderkop TX schroef voor plastic, 30° / Vis à tête cylindrique bombée TX pour plastiques 30°	6-120	6-119	-	
 **Countersunk TX screw for plastic 30°** Zelf draadvormende schroeven, 30°, verzonken kop, hexalobular / Vis à tête fraisée TX pour plastiques 30°	6-121	6-121	-	
 **Flange head TX screw for plastic 30°** Zelf draadvormende schroeven voor plastic, 30°, flenskop (TX) / Vis à tête cylindrique bombée plate TX à embase plate pour le plastique 30°	6-122	6-122	-	
 **Tapping screw socket head** Plaatschroef met cilinderkop en binnenzeskant / Vis à tôle tête cilindrique à six pans creux	-	6-154	-	
 **Tapping screw caphead hexalobular** Pancilinderplaatschroef, T-ster / Vis à tôle à tête cylindrique bombée six lobes internes	-	6-155	-	
 **Countersunk head screw for thermo plastics** Verzonken schroef voor kunststof / Vis à tête fraisée pour thermoplastiques	6-156	6-156	-	
 **Pan head screw for thermo plastics** Pancilinderschroef voor kunststof / Vis autoformeuse à tête cylindrique bombée pour plastiques	6-157	6-157	-	
 **Cross recessed caphead tapping screw** Pancilinderplaatschroef met kruisgleuf / Vis à tôle à tête cylindrique à empreinte cruciforme	6-161	6-161	-	
 **Cross recessed pan head tapping screw rst-z** Plaatschroef pancilinderkop met kruisgleuf rst-z / Vis à tête cylindrique bombée large rst-z	6-164	-	-	
 **Hexalobular pan head screws rst** T-ster plaatschroef pancilinderkop rts / Vis à tête bombée Torx rst	6-165	-	-	
 **Cross recessed pan head tapping screw with collar rst-z** Plaatschroef pancilinderkop met kruisgleuf met kraag rst-z / Vis à tête cylindrique bombée à embase plate rst-z	6-166	-	-	

	Steel	Stainless steel	Non-ferrous	Other
 **Hexalobular pan head screws with collar rst** T-ster plaatschroef pancilinderkop met kraag pz rts / Vis à tête bombée Torx à embase plate rst	6-167	-	-	
 **Hexalobular pan head screws rst-+** T-ster plaatschroef pancilinderkop rts+ / Vis à tête bombée Torx rst-+	6-168	-	-	
 **Hexalobular pan head screws with collar rst-+** T-ster plaatschroef pancilinderkop rts+ / Vis à tête bombée Torx à embase plate rst-+	6-169	-	-	
 **Washer pan head PZ tapping screw w/earth nibs sharp point** Plaatschroeven met aardingspunten, flenskop (Z) / Vis à tête cylindrique bombée PZ à embase avec pointes de terre pointues	6-174	-	-	
 **Self-drilling cross recessed countersunk screw with wings** Zelfborende verzonken schroef met vleugels en kruisgleuf / Vis autoperceuse à tête fraisée à ailettes à empreinte cruciforme	6-180	-	-	
 **Self-drilling mushroom head screw with SR recess** Zelfborende platbolkopschroef met SR-aandraaivoorziening / Vis autoperceuse à tête bombée SR	6-184	-	-	
 **Self-drilling countersunk screw with wings and Torx® Metric** Zelfborende verzonken schroef met vleugels Torx® Metrisch / Vis autoperceuse à tête fraisée Torx® avec à ailettes	6-187	-	-	
 **Self-drilling countersunk screw with wings Torx®** Zelfborende verzonken schroef met vleugels en Torx® / Vis autoperceuse à tête fraisée Torx® avec non-métrique	6-188	-	-	
 **Self-drilling countersunk screw with wings Torx® UNC** Zelfborende verzonken schroef met vleugels en Torx® UNC / Vis autoperceuse à tête fraisée Torx® avec UNC	6-189	-	-	
Self-drilling screws installation tool Zelfborende schroeven gereedschap / Outil pour vis auto-perceuses	-	-	-	6-189
 **Self-drilling screw countersunk head with wings and ttap®, MaxxFast** Zelfborende verzonken schroef met vleugels en ttap®, MaxxFast / Vis autoperceuse tête fraisée à ailettes ttap®, MaxxFast	6-192	-	-	
 **Cross recessed raised cheese head screw for chipboard** Bolcilinder spaanplaatschroef met kruisgleuf / Vis pour aggloméré à tête cylindrique bombée à empreinte cruciforme	6-201	6-202	-	
 **Cross recessed countersunk head screw for chipboard** Verzonken spaanplaatschroef met kruisgleuf / Vis pour aggloméré à tête fraisée à empreinte cruciforme	6-203	6-204	-	
 **Cross recessed countersunk head screw with hole for chipboard** Verzonken spaanplaatschroef met kruisgleuf en kopboring / Vis pour aggloméré à tête fraisée à empreinte cruciforme avec trou	6-205	-	-	
 **Cross recessed raised countersunk head screw for chipboard** Bolverzonken spaanplaatschroef met kruisgleuf / Vis pour aggloméré à tête fraisée bombée à empreinte cruciforme	-	6-206	-	
 **Hexalobular socket countersunk head screw for chipboard** Verzonken spaanplaatschroef met T-ster / Vis pour aggloméré à tête fraisée à six lobes internes	6-207	6-208	-	

FABORY

	Steel	Stainless steel	Non-ferrous	Other
 **Hexalobular socket raised cheese head screw for chipboard** Bolcilinder spaanplaatschroef met T-ster / Vis pour aggloméré à tête cylindrique bombée à six lobes internes	6-209	6-209	-	
 **Countersunk chipboard screw ribs cut point** Verzonken spaanplaatschroef met freesribben en snijpunt / Vis pour aggloméré fraisage nervuré à tête fraisée	-	6-210	-	
 **Hexalobular countersunk timber screw** Verzonkenkop houtschroef met T-ster / Vis à bois tête fraisée à six lobes internes	-	6-211	-	
Universal woodscrew cross recessed countersunk head Universele houtschroef verzonkenkop met kruisgleuf / Vis à bois universelle à tête fraisée à empreinte cruciforme	6-212	6-213	-	
Universal woodscrew cross recessed raised cheese head Universele houtschroef bolcilinderkop met kruisgleuf / Vis à bois universelle à tête cylindrique à empreinte cruciforme	6-214	6-214	-	
 **Universal woodscrew countersunk head with ttap®** Universele houtschroef verzonkenkop met ttap® / Vis à bois universelle à tête fraisée avec ttap®	6-215	6-215	-	
Universal woodscrew raised cheese head with ttap® Universele houtschroef bolcilinderkop met ttap® / Vis à bois universelle à tête cylindrique avec ttap®	6-216	6-217	-	
 **Decking woodscrew reduced countersunk head with ttap®** Verzonken terrasschroef met ttap® / Vis pour terrasse t^te fraisée avec ttap®	-	6-217	-	
 **Cylindrical head srew with cutting-point** Cilinderkopschroef met boorpunt / Vis à tête cylindrique avec pointe de coupe	-	6-218	-	
Countersunk head screw with cutting point Verzonkenkop schroef met boorpunt / Vis à tête fraisée avec pointe de coupe	-	6-218	-	
Double countersunk head timber screw PZ Dubbele verzonkenkop hout constructie schroef PZ / Vis à bois tête fraisée bombée à tête renforcée PZ	-	6-234	-	
Countersunk head timber screw/ribs PZ Verzonkenkop hout constructieschroef met ribbels PZ / Vis pour agglomérés à tête fraisée renforcée avec nervures de fraisage, PZ	-	6-235	-	
 **Hexalobular pan head hinge strip screw** Bolcilinderschroef met T-ster / Vis à bande pour portes à tête ronde à six lobes	-	6-236	-	
 **Woodscrew with washer Pozidriv** Houtschroef met afdichtring met kruisgleuf(Z) / Vis de ferblanterie avec Epdm Pozidriv	-	6-237	-	
 **Woodscrew with washer hexalobular** Houtschroef met afdichtring met T-ster / Vis de ferblanterie avec Epdm, six lobes internes	-	6-242	-	
Terrace screw cylindrical head Terrasschroef met cilinderkop / Vis terrasse tête cylindrique, double filet	-	6-247	-	

	Steel	Stainless steel	Non-ferrous	Other
 **Cross recessed dry wall screw** Gipskartonschroef met kruisgleuf / Vis pour plaques de platre à empreinte cruciforme	6-257	-	-	
 **Thumb screw** Duimschroef / Vis à tête violon	6-272	-	-	
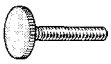 **Knurled thumb screw** Lage kartelschroef / Vis moletée plate	-	-	6-277	
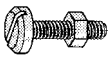 **Slotted screw for license plates** Nummerplaatschroef met zaaggleuf / Vis à tête extra large à empreinte fendue avec écrou hexagonal	-	-	6-278	
Cross recessed tapping screw for license plates Nummerplaatschroef met kruisgleuf / Vis à tôle à empreinte cruciforme pour plaque d'immatriculation	6-279	-	-	
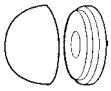 **Cap (Snap)** Afdekkap (Snap) / Capuchon de vis (Snap)	-	-	6-280	
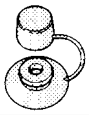 **Cover for hexagon head wood screw** Afdekkap voor zeskant houtdraadbouten / Capuchon pour vis à bois à tête hexagonale	-	-	6-281	
 **Cover for countersunk head screw with hole** Afdekkap voor verzonken schroeven met kopboring / Capuchon pour vis à tête fraisée avec trou	-	-	6-281	
 **Cover for cross recessed countersunk head screw for chipboard** Afdekkap voor verzonken spaanplaatschroeven met kruisgleuf / Capuchon pour vis pour aggloméré à tête fraisée à empreinte cruciforme	-	-	6-282	
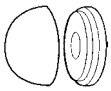 **Snap cap for screw** Snap-afdekkap voor schroeven / Capuchon de vis	-	-	6-283	
 **Roofing and front bolt with elastomer sealing ring** Dak- en gevelbout met elastomeer afdichtring / Vis pour toiture avec rondelle d'étanchéité élastique	6-286	6-286	-	
 **Roofing and front bolt with elastomer sealing ring and drilling point** Dak- en gevelbout met elastomeer afdichtring en boorpunt / Vis autoperceuse pour toiture avec rondelle d'étanchéité élastique	6-287	-	-	
 **Elastomer sealing ring** Afdichtring met elastomeer inleg / Rondelle d'étanchéité elastomère	-	6-288	-	
 **Cross recessed screw for back panels** Achterwandschroef met kruisgleuf / Vis à empreinte cruciforme pour parois arrières	6-289	-	-	
 **Self drilling cross recessed screw for back panels** Zelfborende laagbolkopschroef met flens en kruisgleuf voor achterwandpanelen / Vis autoperceuse à empreinte cruciforme pour parois arrières	6-290	-	-	
 **Hexagon tapping screw with cone end and captive washer** Zeskantplaatbout met punt en onverliesbare ring / Vis à tôle à tête hexagonale avec pointe et rondelle imperdable	6-290	-	-	

	Steel	Stainless steel	Non-ferrous	Other
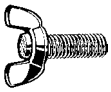 **Wing screw light (American) type** Vleugelschroef licht (Amerikaans model) / Vis à oreilles modèle léger (Americain)	-	6-291	-	
 **Bonded sealing washer grey EPDM arched** Afdichtring EPDM grijs gewelfd / Rondelle d'étanchéité avec EPDM gris	-	6-293	-	
 **Cladding screw with sealing washer 16mm cone point & flat point** Dak- en gevelbout (met en zonder punt), met EPDM afdichtring, 16mm / Vis de façade (avec et sans point) avec rondelle d'étanchéité 16mm	-	6-295	-	
 **Cladding screw with sealing washer 19mm cone point & flat point** Dak- en gevelbout (met en zonder punt), met EPDM afdichtring, 19mm / Vis de façade (avec et sans point) avec rondelle d'étanchéité 19mm	-	6-296	-	
 **Cladding screw with sealing washer 22mm cone point & flat point** Dak- en gevelbout (met en zonder punt), met EPDM afdichtring, 22mm / Vis de façade (avec et sans point) avec rondelle d'étanchéité 22mm	-	6-297	-	
 **Cladding screw/Hi-Lo thread/center point** Dak- en gevelschroef met Hi-Lo draad en centreerpunt / Vis de façade filetage Hi-Lo pointe de centrage	-	6-298	-	
 **Truss head woodscrew** Platbolkop houtschroef / Vis à bois à tête plate	-	6-298	-	
 **Window screw caphead washer** Vensterbankschroef met nylon ring / Vis pour fenêtre avec rondelle polyamide	-	6-299	-	
 **Window sills screw** Vensterbankschroef met nylon ring, grove draad / Vis pour fenêtre avec rondelle polyamide, pas gros	-	6-301	-	

7 Washers and O-rings

	Steel	Stainless steel	Non-ferrous	Other
 **Plain washer, Type 1** Vlakke sluitring, type 1 / Rondelle brut, type 1	7-29	-	-	
 **Fender washer** Carrosseriering / Rondelle carrossier	7-36	7-37	-	
 **Bonded seal with rubber** Bonded seal / Anneau de joint	7-64	-	-	
 **Bonded seal, self centering** Bonded seal, zelfcentrerend / Anneau de joint, autocentré	7-64	-	-	
 **Bonded sealing washer for countersunk screws** Bonded seal voor schroeven met verzonken kop / Anneau de joint pour vis à tête fraisée	-	7-65	-	
 **Double coil spring lock washer** Dubbele veerring / Rondelle double spire	7-73	-	-	

	Steel	Stainless steel	Non-ferrous	Other
 **Locking disc spring type S** Borgveerring type S / Rondelle de sécurité type S	7-91	7-92	-	
 **Locking disc spring type VS** Borgveerring type VS / Rondelle de sécurité type VS	7-93	-	-	
 **Locking disc spring type Z** Borgschotelveer type Z / Rondelle ressort de sécurité type Z	7-94	-	-	
 **Locking disc spring type M** Borgschotelveer type M / Rondelle ressort de sécurité type M	7-95	7-95	-	
 **Vibration proof wedge-locking washer, Nord Lock** Vibratiebestendige wigborgring, Nord Lock / Rondelle de blocage résistant aux vibrations, Nord Lock	7-96	7-97	-	
 **Vibration proof wedge-locking washer with enlarged outer diameter, Nord Lock** Vibratiebestendige wigborgring met grote buitendiameter, Nord Lock / Rondelle de blocage résistant aux vibrations, série large, Nord Lock	7-97	7-98	-	
 **Vibration proof X-series wedge-locking spring washer, Nord Lock** Vibratiebestendige X-serie verende wigborgring, Nord Lock / Vibration proof X-series wedge-locking spring washer, Nord Lock	7-99	-	-	
 **Vibration proof X-series wedge-locking spring washer with enlarged outer diameter, Nord Lock** Vibratiebestendige X-series verende wigborgring met grote buitendiameter, Nord Lock / Rondelle de blocage conique résistant aux vibrations série X, série large, Nord Lock	7-100	-	-	
 **Vibration proof wedge-locking washer for steel construction, Nord Lock** Vibratiebestendige wigborgring voor staalconstructie, Nord Lock / Rondelle de blocage résistant aux vibrations, série construction métallique, Nord Lock	7-101	-	-	
 **Vibration proof wedge-locking washer, inches, Nord Lock** Vibratiebestendige wigborgring, inches, Nord Lock / Rondelle de blocage résistant aux vibrations, pouce, Nord Lock	7-102	7-102	-	
 **Vibration proof wedge-locking washer with enlarged outer diameter, inches, Nord Lock** Vibratiebestendige wigborgring met grote buitendiameter, inches, Nord Lock / Rondelle de blocage résistant aux vibrations, série large, pouce, Nord Lock	7-103	7-103	-	
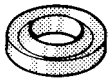 **Retaining ring for hexagon bolts and nuts** Borgring voor zeskantbouten en -moeren / Bague de sûreté pour vis hexagonale et écrou hexagonal	-	-	7-104	
 **Retaining ring for hexagon socket head cap screws** Borgring voor binnenzeskantschroeven met cilinderkop / Bague de sûreté pour vis à tête cylindrique à six pans creux	-	-	7-105	
 **Toothed collar ring** Tandschotelring / Rondelle cuvette d'arrêt à denture intérieure	7-106	-	-	
 **Disc spring for critical applications** Schotelveer voor kritische toepassingen / Rondelle ressort pour applications critiques	7-116	-	-	
 **Bearing preload disc spring** Schotelveer voor lagers / Rondelle ressort pour roulements à billes	7-118	-	-	

FABORY

	Steel	Stainless steel	Non-ferrous	Other
 **SL retainer for bolts and shafts with groove** Snelborgsluiting SL voor bouten en assen met groef / Agrafe SL pour goujons et arbres avec rainure	7-139	-	-	
 **Push-on fixing washer for shafts** Snelborger voor assen / Bague de fixation pour arbres	7-140	7-141	-	
 **Push-on fixing washer for shafts, with cap type A** Snelborger voor assen, met kap type A / Bague de fixation pour arbres, avec châpeau type A	7-141	7-142	-	
 **Push-on fixing washer for shafts, with extra deep cap type 4A** Snelborger voor assen, met extra hoge kap type 4A / Bague de fixation pour arbres, avec châpeau extra haut type 4A	7-142	-	-	
 **Push-on fixing washer installation handle** Installatiegreep voor snelborgers / Appareil de pose pour bagues	-	-	-	7-143
 **Magnetic ferrule for installation of push-on fixing washers** Magneethouder voor installatie van snelborgers / Appareil de pose porte aimants pour l'installation des bagues de fixation pour arbres	-	-	-	7-143
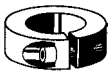 **Clamp-adjusting ring with hexagon socket head cap screw** Klemstelring met binnenzeskantschroef / Anneau de serrage avec vis à tête cylindrique à six pans creux	7-152	-	-	
 **Clamp-adjusting ring with two hexagon socket head cap screws** Klemstelring met twee binnenzeskantschroeven / Anneau de serrage avec deux vis à tête cylindrique à six pans creux	7-153	-	-	
 **O-ring** O-ring / Joint torique	-	-	7-154	
 **O-ring wire** O-ring snoer / Fil joint torique	-	-	7-160	
 **Tap washer** Dichtring voor kranen / Rondelle de robinet	-	-	7-160	
 **Fibre sealing washer** Fiber afdichtring / Rondelle d'étanchéité en fibre	-	-	7-161	
 **Fibre sealing washer for Toyota** Fiber afdichtring voor Toyota / Rondelle d'étanchéité en fibre pour Toyota	-	-	7-161	
 **Push-on retaining ring with lugs for shafts** Opdrukborgring met nokken, voor assen / Bague de fixation à ergots pour arbres	7-189	-	-	
 **Push-in retaining ring with lugs for bores** Inpersborgring met nokken, voor boringen / Bague de fixation à ergots pour alésages	7-190	-	-	
 **U-bolt plate** Sluitplaat voor U-beugels / Plaque pour étriers en U	7-191	7-191	-	

8 Anchoring products

	Steel	Stainless steel	Non-ferrous	Other
 **Wall plug type UniFast MaxxFast** Muurplug type UniFast MaxxFast / Cheville type UniFast MaxxFast	-	-	8-4	
 **Wall plug Fabory** Muurplug, Fabory / Cheville, Fabory	-	-	8-5	
 **Wall plug Duopower, fischer** Muurplug Duopower, fischer / Cheville Duopower, fischer	-	-	8-7	
 **Wall plug type S fischer** Muurplug type S fischer / Cheville type S fischer	-	-	8-8	
 **Wall plug, assortment box type Duopower fischer** Muurplug, assortimentkoffer type Duopower, fischer / Cheville, assortiment type Duopower, fischer	-	-	8-9	
 **Wall plug, assortment box type S fischer** Muurplug, assortimentkoffer type S, fischer / Cheville, assortiment type S, fischer	-	-	8-9	
 **Wall plug type MS fischer** Muurplug type MS fischer / Cheville type MS fischer	-	-	8-10	
 **Wall plug type MultiFast MaxxFast** Muurplug type MultiFast MaxxFast / Cheville type MultiFast MaxxFast	-	-	8-11	
 **Wall plug type SX fischer** Muurplug type SX fischer / Cheville type SX fischer	-	-	8-12	
 **Wall plug type 4Fast MaxxFast** Muurplug type 4Fast MaxxFast / Cheville type 4Fast MaxxFast	-	-	8-13	
 **Plug universal UX/UX-R fischer** Muurplug universeel type UX/UX-R, fischer / Cheville universelle type UX/UX-R, fischer	-	-	8-14	
 **Wall plug type FU fischer** Muurplug type FU fischer / Cheville type FU fischer	-	-	8-15	
 **Cavity fixing type H-fast MaxxFast** Holle wandplug type H-fast MaxxFast / Cheville pour corps creux type H-fast MaxxFast	8-16	-	-	
 **Cavity fixing type HM fischer** Holle wandplug type HM, fischer / Cheville pour corps creux type HM, fischer	8-17	-	-	
 **Screw anchor Fabory** Schroefanker, Fabory / Cheville, Fabory	8-18	-	-	
 **Cavity fixing installation tool type HA-fast MaxxFast** Holle wandplug gereedschap type HA-fast, MaxxFast / Pince pour cheville type HA-fast, MaxxFast	-	-	-	8-19

FABORY

	Steel	Stainless steel	Non-ferrous	Other
 **Cavity fixing type HM installation tool fischer** Holle wandplug gereedschap type HM, fischer / Pince pour cheville type HM, fischer	-	-	-	8-19
 **Hand plier Fabory** Handtang voor schroefankers Fabory / Pince manuelle Fabory	-	-	-	8-20
 **Plasterboard fixing MaxxFast** Gipsplaatplug, MaxxFast / Cheville à visser pour plaque de platre, MaxxFast	8-21	-	8-21	
 **Self-drilling anchor for plasterboard type Driva Spit** Zelfborend anker voor gipskartonplaten type Driva, Spit / Cheville autoperceuse pour plaque de platre type Driva, Spit	8-22	-	-	
 **Plasterboard fixing type GK fischer** Gipsplaatplug type GK, fischer / Cheville à visser pour plaque de platre type GK, fischer	-	-	8-22	
 **Aircrete anchor type GB fischer** Gasbetonplug type GB fischer / Cheville pour béton cellulaire type GB fischer	-	-	8-23	
 **Turbo anchor type FTP fischer** Turbo cellenbetonanker type FTP, fischer / Cheville Turbo pour carreaux de platre type FTP, fischer	8-24	-	-	
 **Turbo anchor type FTP fischer** Turbo cellenbetonanker type FTP, fischer / Cheville Turbo pour carreaux de platre type FTP, fischer	-	-	8-25	
 **Installation tool type FTP fischer** Indraaihulpstuk type FTP fischer / Outil de serrage type FTP fischer	8-26	-	-	
 **Installation tool type FTP fischer** Indraaihulpstuk type FTP fischer / Outil de serrage type FTP fischer	-	-	8-26	
 **Toggle plug type DUOTEC fischer** Hollewandplug type DUOTEC fischer / Cheville à bascule type DUOTEC fischer	-	-	8-27	
 **Toggle plug Fabory** Tuimelplug, Fabory / Cheville à bascule, Fabory	-	-	8-28	
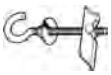 **Toggle plug type KD fischer** Hollewandplug type KD fischer / Cheville à bascule type KD fischer	8-28	-	-	
 **Nail sleeve type FNH fischer** Spanhuls type FNH fischer / Clou à béton type FNH fischer	8-29	-	-	
Wall plug type HammerFast MaxxFast Muurplug type HammerFast MaxxFast / Cheville type HammerFast MaxxFast	-	-	8-30	
Hammerfix type N-Z fischer Nagelplug type N-Z fischer / Cheville à clou type N-Z fischer	-	-	8-31	

	Steel	Stainless steel	Non-ferrous	Other
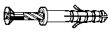 **Hammerfix type N-FZ fischer** Nagelplug type N-FZ fischer / Cheville à clou type N-FZ fischer	-	-	8-33	
 **Hammerfix with isolating washer fischer** Nagelplug met afdichtring, fischer / Cheville à clou avec rondelle d'étanchéité, fischer	-	-	8-33	
 **Long-shaft fixing type SXS-T fischer** Universele constructieplug type SXS-T fischer / Cheville pour ossatures et cadres type SXS-T fischer	-	-	8-34	
Frame anchor type S-fast MaxxFast Kozijnplug type S-fast MaxxFast / Cheville pour huisseries extérieures type S-fast MaxxFast	8-35	-	-	
Frame anchor nylon type N-Fast MaxxFast Kozijnplug nylon type N-Fast MaxxFast / Cheville pour huisseries extérieures nylon type N-Fast MaxxFast	-	-	8-36	
Frame fixing type F-S fischer Kozijnplug type F-S fischer / Cheville pour cadre et ossature type F-S fischer	-	-	8-36	
 **Frame fixing type F-M fischer** Kozijnplug type F-M fischer / Cheville pour cadre et ossature type F-M fischer	8-37	-	-	
Frame fixing type FUR-T fischer Kozijnplug type FUR-T fischer / Cheville pour cadre et ossature type FUR-T fischer	-	-	8-38	
Frame fixing type FUR-SS fischer Kozijnplug type FUR-SS fischer / Cheville pour cadre et ossature type FUR-SS fischer	-	-	8-39	
Frame fixing type SXR fischer Kozijnplug type SXR fischer / Cheville pour cadre et ossature type SXR fischer	-	-	8-40	
 **Frame screw type TPW MaxxFast** Kozijnschroef type TPW MaxxFast / Vis pour huisseries extérieures type TPW MaxxFast	8-41	-	-	
Frame screw type TWW MaxxFast Kozijnschroef type TWW MaxxFast / Vis pour huisseries extérieures type TWW MaxxFast	8-41	-	-	
 **Frame screw type FFSZ fischer** Kozijnschroef type FFSZ fischer / Vis pour huisseries extérieures type FFSZ fischer	8-42	-	-	
 **Frame screw type FFS fischer** Kozijnschroef type FFS fischer / Vis pour huisseries extérieures type FFS fischer	8-42	-	-	
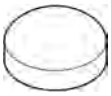 **Cover cap for window frame screws type FFS A fischer** Afdekkap voor kozijnschroeve type FFS A fischer / Capuchon pour vis type FFS A, fischer	-	-	8-42	
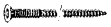 **Adjustable screw type JS fischer** Stelschroef type JS fischer / Vis de réglage type JS fischer	8-43	-	-	

FABORY

	Steel	Stainless steel	Non-ferrous	Other
 **Adjustable fixing type S10j75S fischer** Stelelement type S10j75S fischer / Adjustable fixing type S10j75S fischer	-	-	8-44	
 **Expanding plug type B-fast MaxxFast** Spreidplug type B-fast, MaxxFast / Cheville expansible type B-fast, MaxxFast	-	-	8-45	
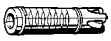 **Expansion shield anchor Rawl** Keilbouthuls, Rawl / Douille à expansion, Rawl	8-46	-	-	
 **Expansion shield Fabory** Keilbouthuls, Fabory / Douille à expansion, Fabory	-	8-46	-	
 **Expansion shield anchor bolt projecting version Rawl** Keilbouthuls met conische bout, Rawl / Boulon à expansion, Rawl	8-47	-	-	
 **Expansion shield anchor loose bolt version Rawl** Keilbouthuls met zeskant tapbout, Rawl / Douille à expansion avec vis à tête hexagonale, Rawl	8-48	-	-	
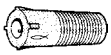 **Expansion anchor with brass cone type M fischer** Keilhuls met messing conus type M, fischer / Douille à expansion avec cône en laiton type M, fischer	-	-	8-49	
 **Anchor type PA4 fischer** Plaatanker type PA4 fischer / Cheville expansible type PA4 fischer	-	-	8-50	
 **Sleeve anchor type FSA-S fischer** Hulsanker type FSA-S, fischer / Cheville à douille type FSA-S fischer	8-51	-	-	
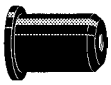 **Rubber nut with brass threaded bush Rawl** Rubberen moer met messing draadbus, Rawl / Ecrou noyé caoutchouc avec bague filetée en laiton, Rawl	-	-	8-52	
 **Hammerset anchor type DC Maxx MaxxFast** Inslaganker type DC Maxx MaxxFast / Cheville à frapper type DC Maxx MaxxFast	8-53	-	-	
 **Hammerset anchor** Inslaganker / Cheville à frapper	8-53	-	-	
 **Hammerset anchor type D Maxx MaxxFast** Inslaganker type D Maxx MaxxFast / Cheville à frapper type D Maxx MaxxFast	-	8-54	-	
 **Hammerset anchor type EA II fischer** Inslaganker type EA II fischer / Cheville à frapper type EA II fischer	8-55	-	-	
 **Hammerset anchor type EA II fischer** Inslaganker type EA II fischer / Cheville à frapper type EA II fischer	-	8-55	-	
 **Female threaded hammer-in anchor SA Spit** Inslaganker SA, Spit / Cheville à expansion par frappe SA, Spit	-	8-56	-	

	Steel	Stainless steel	Non-ferrous	Other
Setting tool type D/DC Maxx MaxxFast Inslaggereedschap voor inslaganker type D/DC Maxx, MaxxFast / Outil d'installation type D/DC Maxx, MaxxFast	8-57	-	-	
 **Setting tool type EHS fischer** Inslaggereedschap voor inslaganker type EHS, fischer / Outil d'installation type EHS, fischer	8-57	-	-	
 **Setting tool SA Spit** Inslagpen voor inslaganker SA, Spit / Tige de frappe SA, Spit	8-58	-	-	
 **Hollow-ceiling anchor type FHY fischer** Kanaalplaatanker type FHY, fischer / Douille d'ancrage pour plafonds creux type FHY, fischer	8-59	-	-	
 **Concrete anchoring screw hex/hexalobular type US/TX fischer** Betonschroef zeskant/torx type US/TX, fischer / Vis à béton tête hexagonale/ torx type US/TX, fischer	8-59	-	-	
 **Concrete anchoring screw hexagon type US fischer** Betonschroef zeskant type US, fischer / Vis à béton tête hexagonale type US, fischer	8-60	-	-	
 **Concrete anchoring screw countersunk type SK fischer** Betonschroef verzonken type SK, fischer / Vis à béton tête fraisée type SK, fischer	8-61	-	-	
 **Concrete anchoring screw hexagon type BT DeWalt** Betonschroef zeskant type BT, DeWalt / Vis à béton tête hexagonale type BT, DeWalt	8-62	-	-	
Concrete anchoring screw A4 hexagon type BT DeWalt Betonschroef A4 zeskant type BT, DeWalt / Vis à béton A4 tête hexagonale type BT, DeWalt	-	8-63	-	
Concrete anchoring screw round head type BT DeWalt Betonschroef bolkop type BT, DeWalt / Vis à béton tête ronde type BT, DeWalt	8-64	-	-	
 **Concrete anchoring screw countersunk type BT DeWalt** Betonschroef verzonken type BT, DeWalt / Vis à béton tête fraisée type BT, DeWalt	8-65	-	-	
Anchoring screw hexagon type TAPH DeWalt Betonschroef zeskant type TAPH DeWalt / Vis béton tête hexagonale type TAPH DeWalt	8-65	-	-	
Anchoring screw countersunk type TAPC DeWalt Betonschroef verzonken type TAPC DeWalt / Vis béton tête fraisée type TAPC DeWalt	8-66	-	-	
 **Anchoring screw countersunk DeWalt** Verzonken schroef DeWalt / Vis d'ancrage tête fraisée DeWalt	8-67	-	-	
 **Anchor bolt type ThruFast MaxxFast** Doorsteekanker ThruFast MaxxFast / Goujon d'ancrage ThruFast MaxxFast	8-69	8-69	-	
 **Anchor bolt type ThruMaxx MaxxFast** Doorsteekanker ThruMaxx MaxxFast / Goujon d'ancrage ThruMaxx MaxxFast	8-69	8-70	-	

FABORY

	Steel	Stainless steel	Non-ferrous	Other
 **Ancher bolt type EXA fischer** Ancher bolt type EXA fischer / Ancher bolt type EXA fischer	8-71	-	-	
 **Bolt type FBN II fischer** Snelbouwander type FBN II, fischer / Goujon à expansion type FBN II, fischer	8-73	8-74	-	
 **Channel plug type FH II fischer** Channel plug type FH II fischer / Channel plug type FH II fischer	8-74	-	-	
 **Through bolt anchor type Fix III Spit** Doorsteekanker type Fix III Spit / Goujon à expansion type Fix III Spit	8-75	-	-	
 **Anchor bolt type Fix Z Spit** Doorsteekanker type FIX Z fischer / Goujon d'ancrage type Fix Z Spit fischer	-	8-76	-	
 **Through bolt anchor type ProMaxx MaxxFast** Doorsteekanker type ProMaxx MaxxFast / Goujon d'ancrage type ProMaxx MaxxFast	8-78	-	-	
 **Anchor bolt type FAZ II fischer** Doorsteekanker type FAZ II fischer / Goujon d'ancrage type FAZ II fischer	8-79	-	-	
 **High performance anchor type FH II-B fischer** Veiligheidsanker type FH II-B, fischer / Cheville haute performance type FH II-B, fischer	8-81	-	-	
 **High performance anchor type FH II-S fischer** Veiligheidsanker type FH II-S, fischer / Cheville haute performance type FH II-S, fischer	8-82	-	-	
 **Bolt anchor type FZA fischer** Buitendraadanker type FZA, fischer / Cheville type FZA, fischer	8-83	-	-	
 **Bolt anchor installation tool type FZE fischer** Buitendraadanker gereedschap, type FZE fischer / Outil de pose pour cheville type FZA, fischer	-	-	-	8-84
 **Chemical fixing threaded rod MaxxFast** Chemisch anker draadstang, MaxxFast / Tige filetée pour ancrage chimique, MaxxFast	8-85	-	-	
Threaded rod anchor type FIS A fischer Ankerstang type FIS A fischer / Ancre à tige filetée type FIS A fischer	8-86	-	-	
 **Chemical fixing threaded rod type RG M fischer** Chemisch anker draadstang type RG M fischer / Tige filetée pour ancrage chimique type RG M fischer	8-87	8-87	-	
 **Chemical fixing threaded rod oversized Fabory** Chemisch anker draadstang overmaats, Fabory / Tige filetée pour ancrage chimique surcôte, Fabory	8-88	-	-	
 **Chemical fixing threaded rod type Maxima Spit** Chemisch anker draadstang type Maxima, Spit / Tige filetée pour ancrage chimique type Maxima Spit	8-89	8-89	-	

	Steel	Stainless steel	Non-ferrous	Other
 **Setting tool type RGM fischer** Montage hulpstuk type RGM, fischer / Outil de pose type RGM, fischer	-	-	-	8-89
 **Chemical anchor capsule type RM II fischer** Chemisch anker capsule type RM II, fischer / Ancrage chimique capsule type RM II, fischer	-	-	8-90	
 **Chemical anchor capsule type EA, Spit** Chemisch anker capsule type EA, Spit / Ancrage chimique capsule type EA, Spit	-	-	8-90	
 **Injection cartridge type VinyMaxx MaxxFast** Injectiekoker type VinyMaxx MaxxFast / Mortier de scellement type VinyMaxx MaxxFast	-	-	8-91	
 **Injection cartridge type AcryMaxx MaxxFast** Injectiekoker type AcryMaxx, MaxxFast / Mortier de scellement type AcryMaxx, MaxxFast	-	-	8-91	
 **Injection cartridge type FIS V fischer** Injectiekoker type FIS V fischer / Mortier de scellement type FIS V fischer	-	-	8-92	
 **Injection cartridge type EM plus fischer** Injectiekoker type EM plus fischer / Mortier de scellement type EM plus fischer	-	-	8-92	
 **Injection cartridge type FIS VS fischer** Injectiekoker type FIS VS fischer / Mortier de scellement type FIS VS fischer	-	-	8-92	
 **Injection tool MaxxFast** Injectie gereedschap, MaxxFast / Outil pour fixations chimique, MaxxFast	-	-	-	8-93
 **Injection tool type FIS fischer** Injectie gereedschap, fischer / Outil pour fixations chimique, fischer	-	-	-	8-93
 **Anchoring accessories MaxxFast** Verankeringsaccessoires MaxxFast / Accessoire d'ancrage MaxxFast	-	-	-	8-94
 **Injection system injection anchor sleeve type FIS HN fischer** Injectie systeem injectieankerhuls type FIS HN fischer / Tamis pour scellement chimique type FIS HN fischer	-	-	8-95	
Injection system injection anchor sleeve type FIS HL fischer Injectie systeem injectieankerhuls type FIS HL fischer / Tamis pour scellement chimique type FIS HL fischer	8-95	-	-	
 **Threaded studs type RG MI fischer** Ankerstang type RG MI fischer / Insert taraudé pour scellement chimique type RG MI fischer	8-96	-	-	
 **Hook anchor Fabory** Hook anchor Fabory / Hook anchor Fabory	8-100	-	-	
 **Bush, DEMU** Koppelbus, DEMU / Bague d'accouplement, DEMU	8-101	-	-	

	Steel	Stainless steel	Non-ferrous	Other
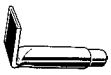 **Tube insert No. 1140 DEMU** Betonschroefhuls No. 1140 DEMU / Douille No. 1140 DEMU	8-102	-	-	
 **Insert with nailing plate No. 1130 DEMU** Betonschroefhuls met flens No. 1130, DEMU / Douille avec plaque No. 1130, DEMU	8-103	-	-	
 **Tube insert No. 995G DEMU** Betonschroefhuls No. 995G DEMU / Douille No. 995G DEMU	8-104	-	-	
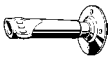 **Insert with nailing plate No. 1036 DEMU** Betonschroefhuls met flens No. 1036, DEMU / Douille avec plaque No. 1036, DEMU	8-105	-	-	
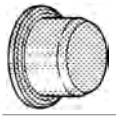 **Pipe plug DEMU** Afsluitnippel, DEMU / Bouchon, DEMU	-	-	8-106	
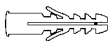 **Wall plug type FMD fischer** Muurplug type FMD fischer / Cheville type FMD fischer	-	-	8-106	
 **Isolationplug type DHM fischer** Isolatieplug type DHM, fischer / Fixation pour isolant type DHM fischer	8-107	8-107	-	
 **Isolationplug type DTM fischer** Isolatieplug type DTM fischer / Fixation pour isolant type DTM fischer	8-107	-	-	

9 Pins and keys

	Steel	Stainless steel	Non-ferrous
 **Drive rivet** Slagschroef / Fausse vis à métaux	14-50	-	-

10 Systems, furniture and security fasteners

	Steel	Stainless steel	Non-ferrous
 **Hollo-Bolt, hexagon, Lindapter** Hollo-Bolt, zeskant, Lindapter / Hollo-Bolt, hexagonale, Lindapter	10-6	10-7	-
 **Hollo-Bolt countersunk, Lindapter** Hollo-Bolt verzonken kop, Lindapter / Hollo-Bolt plate, Lindapter	10-8	10-8	-
 **Hollo-Bolt, Flush Fit, Lindapter** Hollo-Bolt, Flush Fit, Lindapter / Hollo-Bolt, Flush Fit, Lindapter	10-9	10-9	-
 **Hollo-Bolt, Flush Fit tool, Lindapter** Hollo-Bolt, monagehulpstuk Flush Fit tool, Lindapter / Hollo-Bolt écrou d'installation Flush Fit tool, Lindapter	10-10	-	-
 **Lindibolt type LB2, Lindapter** Lindibolt type LB2, Lindapter / Lindibolt type LB2, Lindapter	10-10	10-11	-

	Steel	Stainless steel	Non-ferrous
 **Steelwork fixing type short, Lindapter** Klemelement type A kort, Lindapter / Crapaud type A court, Lindapter	10-11	-	-
 **Steelwork fixing type A medium, Lindapter** Klemelement type A middel, Lindapter / Crapaud type A moyen, Lindapter	10-12	-	-
 **Steelwork fixing type A long, Lindapter** Klemelement type A lang, Lindapter / Crapaud type A long, Lindapter	10-12	-	-
 **Steelwork fixing type B short, Lindapter** Klemelement type B kort, Lindapter / Crapaud type B court, Lindapter	10-12	-	-
 **Steelwork fixing type B medium, Lindapter** Klemelement type B middel, Lindapter / Crapaud type B moyen, Lindapter	10-13	-	-
 **Steelwork fixing type B long, Lindapter** Klemelement type B lang, Lindapter / Crapaud type B long, Lindapter	10-13	-	-
 **Steelwork fixing type AF short, Lindapter** Klemelement type AF kort, Lindapter / Crapaud type AF court, Lindapter	10-14	-	-
 **Steelwork fixing type AF medium, Lindapter** Klemelement type AF middel, Lindapter / Crapaud type AF moyen, Lindapter	10-14	-	-
 **Self-adjusting clamp type AAF, Lindapter** Zelfinstellende klem type AAF, Lindapter / Crapaud auto-réglable type AAF, Lindapter	10-15	-	-
 **High friction clamp type CF, Lindapter** Klem voor hoge schuifweerstand type CF, Lindapter / Crapaud de fixation anti-glissement type CF, Lindapter	10-15	-	-
 **Girder clamp system, Lindapter** Balkklemsysteem type Flush, Lindapter / Système d'assemblage de poutrelles type Flush, Lindapter	10-16	-	-
 **Long nose clamp type BSLN, Lindapter** Neusklem lang type BSLN, Lindapter / Crapaud à nez long type BSLN, Lindapter	10-17	-	-
 **Rail clip type BR short, Lindapter** Railklem type BR kort, Lindapter / Crapaud de fixation de rail type BR court, Lindapter	10-18	-	-
 **Rail clip type BR medium, Lindapter** Railklem type BR middel, Lindapter / Crapaud de fixation de rail type BR moyen, Lindapter	10-18	-	-
 **Self adjusting tail clamp type LR, Lindapter** Zelfinstellende klem type LR, Lindapter / Crapaud auto-réglable type LR, Lindapter	10-19	-	-
 **Self adjustable one piece tail clamp LS, Lindapter** Zelfinstellend eendelig klemelement LS, Lindapter / Crapaud auto-réglable en une pièce type LS, Lindapter	-	10-20	-

FABORY

	Steel	Stainless steel	Non-ferrous
 **Adjustable tail clamp and set screw tail type D2, Lindapter** Instelbaar staartstuk en stelschroef type D2, Lindapter / Talon réglable type D2, Lindapter	10-20	-	-
 **Clipped washer type CW, Lindapter** Opvulelement type CW, Lindapter / Cale de règlage type CW, Lindapter	10-21	-	-
 **Packing type AFW, Lindapter** Opvulelement type AFW, Lindapter / Cale type AFW, Lindapter	10-21	-	-
 **Clipped washer type AFCW, Lindapter** Opvulelement type AFCW, Lindapter / Cale de règlage type AFCW, Lindapter	10-22	-	-
 **Packing type AFP1, Lindapter** Opvulelement type AFP1, Lindapter / Cale type AFP1, Lindapter	10-22	-	-
 **Packing type AFP2, Lindapter** Opvulelement type AFP2, Lindapter / Cale type AFP2, Lindapter	10-22	-	-
 **Packing type P1 short, Lindapter** Opvulelement type P1 short, Lindapter / Cale type P1 courte, Lindapter	10-22	-	-
 **Packing type P1 long, Lindapter** Opvulelement type P1 lang, Lindapter / Cale type P1 longue, Lindapter	10-22	-	-
 **Packing type P2 short, Lindapter** Opvulelement type P2 short, Lindapter / Cale type P2 courte, Lindapter	10-23	-	-
 **Packing type P2 long, Lindapter** Opvulelement type P2 lang, Lindapter / Cale type P2 longue, Lindapter	10-23	-	-
 **Fill up tip type T, Lindapter** Neusplaat type T, Lindapter / Cale type T, Lindapter	10-24	-	-
 **Deep washer type W, Lindapter** Opvulstuk type W, Lindapter / Rondelle type W, Lindapter	10-25	-	-
 **Flange clamp type LC with set screw and nut, Lindapter** Flensklem type LC met schroef en moer, Lindapter / Crapaud type LC avec vis et contre-écrou, Lindapter	10-26	-	-
 **Flange clamp type FL (T) with tapped hole and with set screw and nut, Lindapter** Flensklem met bout/moer en getapt gat, type FL (T), Lindapter / Crapaud type FL (T) avec trou taraudé et avec vis et contre-écrou, Lindapter	10-26	-	-
 **Flange clamp type FL (D) with clear through hole and with set screw and nut, Lindapter** Flensklem met bout/moer en doorlopend gat, type FL (D), Lindapter / Pince pour suspentes type FL (D) avec le trou arrière percé et avec vis et contre-écrou, Lindapter	10-27	-	-
 **Flange clamp type FL with clear through hole, Lindapter** Flensklem met bout/moer en doorlopend gat, type FL, Lindapter / Crapaud type FL avec trou traversant et avec vis et contre-écrou type FL, Lindapter	-	10-27	-

	Steel	Stainless steel	Non-ferrous
 **High strength Flange clamp type F3 (without bolt), Lindapter** Flensklem type F3 (zonder bout), Lindapter / Pince pour suspentes type F3 (sans vis), Lindapter	10-28	-	-
 **Flange clamp type F3, Lindapter** Flensklem type F3, Lindapter / Pince pour suspentes type F3, Lindapter	10-28	-	-
 **Flange clamp type FL3, Lindapter** Flensklem type FL3, Lindapter / Crapaud polyvalent de fixation type FL3, Lindapter	10-29	-	-
 **Swivel unit type SW, Lindapter** Kantelbaar deel type SW, Lindapter / Unité pivotante type SW, Lindapter	10-29	-	-
 **Flange clamp type F9 without bolt, Lindapter** Flensklem zonder bout type F9, Lindapter / Pince pour suspentes type F9 sans vis, Lindapter	10-30	-	-
 **Flange clamp type F9 with bolt, Lindapter** Flensklem met bout type F9, Lindapter / Pince pour suspentes type F9 avec vis, Lindapter	10-30	-	-
 **Hemispherical cup type HC, Lindapter** Holle zitting type HC, Lindapter / Coupelle hémisphérique type HC, Lindapter	10-31	-	-
 **Hemispherical washers type HW, Lindapter** Bolle ring type HW, Lindapter / Rondelle hémisphérique HW, Lindapter	10-32	-	-
 **Floorfast type FF, Lindapter** Excentrisch vloerbevestigingssysteem type FF, Lindapter / Système de fixation pour plancher excentrique type FF, Lindapter	10-33	10-33	-
 **Grating fixing type GF, Lindapter** Roosterbevestiging type GF, Lindapter / Fixation de caillebotis type GF, Lindapter	10-34	-	-
 **Purlin fixing type HCW31, Lindapter** Gording clip type HCW31, Lindapter / Fixation des pannes type HCW31, Lindapter	10-34	-	-
 **Purlin fixing type HCW30, Lindapter** Gording clip type HCW30, Lindapter / Fixation des pannes type HCW30, Lindapter	10-35	-	-
 **Purlin fixing type WF, Lindapter** Gording clip type WF, Lindapter / Fixation des pannes type WF, Lindapter	10-35	-	-
 **Purlin fixing Z10, Lindapter** Gording clip type Z10, Lindapter / Fixation des pannes type Z10, Lindapter	10-35	-	-
 **Decking fixings type AW Alphawedge, Lindapter** Alpha wiggen type AW, Lindapter / Fixation pour suspentes type AW Cale alpha, Lindapter	10-35	-	-
 **Decking fixings type TR60, Lindapter** Dek/vloer bevestiging type TR60, Lindapter / Fixation pour suspentes type TR60, Lindapter	10-36	-	-

FABORY

	Steel	Stainless steel	Non-ferrous
 **Decking fixings type VN, Lindapter** Dek/vloer bevestiging type VN, Lindapter / Fixation pour suspentes type VN, Lindapter	10-36	-	-
 **Decking fixings type TC- Toggle Clamp, Lindapter** Dek/vloer bevestiging type TC-Toggle Clamp, Lindapter / Fixation pour suspentes type TC - Toggle Clamp, Lindapter	10-36	-	-
 **Decking fixings type MF, Lindapter** Dek/vloer bevestiging type MF, Lindapter / Fixation pour suspentes type MF, Lindapter	10-36	-	-
 **Decking fixings type MW2 - Multiwedge 2, Lindapter** Dek/vloer bevestiging type MW2-Multiwig, Lindapter / Fixation pour suspentes type MW2 - Multiwedge 2, Lindapter	10-36	-	-
 **Decking fixings type SD2 - Slimdek 2, Lindapter** Dek/vloer bevestiging type SD2-Slimdek 2, Lindapter / Fixation pour suspentes type SD2 - Slimdek 2, Lindapter	10-36	-	-
 **Strap hangers without nut type SH, Lindapter** Buisbeugel zonder moer type SH, Lindapter / Suspension sans écrou type SH, Lindapter	10-37	-	-
 **Strap hanger with nuts type SHN, Lindapter** Buisbeugel met moer type SHN, Lindapter / Suspension avec écrou type SHN, Lindapter	10-37	-	-
 **Hinged pipe clamp FGRS Plus, fischer** Pijpbeugel, scharnierend type FGRS Plus, fischer / Collier isophonique articulé type FGRS Plus, fischer	10-38	-	-
 **Pipe clamp FRS, fischer** Pijpbeugel tweedelig type FRS, fischer / Collier isophonique type FRS, fischer	10-40	-	-
 **Pipe clamp FRS Plus, fischer** Pijpbeugel tweedelig type FRS Plus, fischer / Collier isophonique type FRS Plus, fischer	10-40	-	-
 **Pipe clamp FRSM, fischer** Pijpbeugel tweedelig type FRSM, fischer / Collier isophonique type FRSM, fischer	10-41	-	-
 **Pipe clamp FRS Plus, fischer** Pijpbeugel tweedelig type FRS Plus, fischer / Collier isophonique type FRS Plus, fischer	10-41	-	-
 **Clamp hanger TKL, fischer** Balkklem type TKL, fischer / Crampon de suspension type TKL, fischer	10-41	-	-
 **Perforated steel banding, fischer** Montageband, fischer / Bande de suspension perforée, fischer	10-42	-	-
 **Double connector plate, fischer** Bevestigingsplaat, fischer / Double raccord plat, fischer	10-43	-	-
 **Bolt connector, fischer** Draadstift, fischer / Tige à embout fileté, fischer	10-44	-	-

	Steel	Stainless steel	Non-ferrous
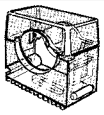 **Saddle clip type SCH, fischer** Klikzadel SCH, fischer / Collier type SCH, fischer	-	-	10-45
 **Slide nut, Caddy** Glijmoer, Caddy / Écrou coulissant, Caddy	10-46	-	-
 **Slide nut 28/15** Glijmoer 28/15 / Écrou coulissant 28/15	10-46	-	-
 **Slide nuts 38/17** Glijmoer 38/17 / Écrou coulissant 38/17	10-47	-	-
 **Slide nuts 50/40** Glijmoer 50/40 / Écrou coulissant 50/40	10-47	-	-
 **Slide nuts 40/42** Glijmoer 40/22 / Écrou coulissant 40/42	10-48	-	-
 **Slide nuts 50/30** Glijmoer 50/30 / Écrou coulissant 50/30	10-48	-	-
 **Master clamp type MC, Fastclip** C-klem type MC, Fastclip / Serre joint type MC, Fastclip	10-49	-	-
 **Universal beam clamp type H, Fastclip** Universele balkclip type H, Fastclip / Pince universelle de fixation type H, Fastclip	10-49	-	-
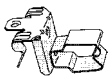 **Universal beam clip/conduit clip combination, Fastclip** Combinatie universele balkclip/buisclip, Fastclip / Pince universelle de fixation, Fastclip	10-50	-	-
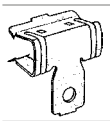 **Beam clip type BC, Fastclip** Balkclip type BC, Fastclip / Clip standard type BC, Fastclip	10-50	-	-
 **Beam clip/conduit clip combination (snap-in) type BCC, Fastclip** Combinatie balkclip/buisclip (open) type BCC, Fastclip / Clip standard/fixation type BCC, Fastclip	10-51	-	-
 **Beam clip/threaded rod hanger combination type RH, Fastclip** Combinatie balkclip/draadstanghouder type RH, Fastclip / Clip standard/fixation tige filetée type RH, Fastclip	10-52	-	-
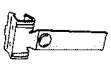 **Push fastener type PF, Fastclip** Balkclip met stalen plaatje type PF, Fastclip / Clip à lame métallique PF, Fastclip	10-52	-	-
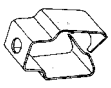 **Snap-in conduit/pipe clip type CC, Fastclip** Snap-in clip (open) type CC, Fastclip / Clip fixation tube type CC, Fastclip	10-53	-	-
 **Cable run clip type CR, Fastclip** Kabelclip type CR, Fastclip / Clip fixation câbles type CR, Fastclip	10-54	-	-

FABORY

	Steel	Stainless steel	Non-ferrous
 **Toggle latch, Quick System** Beugelsluiting, Quick System / Fermeture à levier, Quick System	10-54	-	-
 **Toggle latch, Quick System** Beugelsluiting, Quick System / Fermeture à levier, Quick System	-	10-55	-
 **Strike for toggle latch, Quick System** Sluithaak voor beugelsluiting, Quick System / Crochet, Quick System	10-56	10-57	-
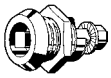 **Locking, Quick System** Slothuis, Quick System / Serrure, Quick System	10-58	10-59	-
 **Pawl latch, Quick System** Puntsgrendel, Quick System / Loquet, Quick System	10-60	10-62	-
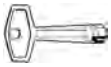 **Matching key, Quick System** Sleutel, Quick System / Clé, Quick System	10-63	-	-
 **locking bar guide, Quick System** Stanggeleider, Quick System / Guide de barre, Quick System	-	-	10-64
Pawl latch accessories, Quick System Grendelsluiting accessoires, Quick System / Accessoire verrou, Quick System	10-65	-	-
 **Rivet spring plate type C, Quick System** Klinkveerplaat type C, Quick System / Réceptacle riveté type C, Quick System	10-65	-	-
 **Weld spring plate type CP, Quick System** Lasveerplaat type CP, Quick System / Réceptacle soudé type CP, Quick System	10-66	-	-
 **Slip-on spring receptacle type CS, Quick System** Schuifveerplaat type CS, Quick System / Réceptacle à glissière type CS, Quick System	10-67	-	-
 **Spring bracket type MSC/MSCR, Quick System** Hoekveerplaat MSC/MSCR, Quick System / Réceptacle d'angle type MSC/MSCR, Quick System	10-67	-	-
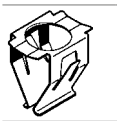 **Front load receptacle type CR-C, Quick System** Drukclip frontmontage type CR-C, Quick System / Clip à pression à montage frontal, Type CR, Quick System	10-68	-	-
 **Front load receptacle type CC/CX, Quick System** Drukclip frontmontage type CC/CX, Quick System / Clip à pression à montage frontal type CC/CX, Quick System	10-68	-	-
 **Three-part clip type CR, Quick System** Driedelige clip CR, Quick System / Clip en 3 parties type CR, Quick System	10-70	-	-
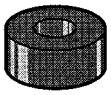 **Grommet (retaining ring) type R, Quick System** Borgring type R, Quick System / Rondelle d'arrêt pour la tige type R, Quick System	-	-	10-70

	Steel	Stainless steel	Non-ferrous
 **Grommet (retaining ring) type RC, Quick System** Borgring type RC, Quick System / Rondelle d'arrêt pour la tige type RC, Quick System	-	-	10-70
 **Conical retaining spring type KF, Quick System** Conische veerring type KF, Quick System / Ressort conique type KF, Quick System	10-71	-	-
 **Retaining washer, Quick System** Asborgring, Quick System / Anneau de sûreté pour arbres, Quick System	10-71	-	-
 **Protection cup type TA/TAR, Quick System** Beschermcup type TA/TAR, Quick System / Capuchon de protection type TA/TAR, Quick System	-	-	10-72
 **Protecting washer type RT, Quick System** Onderlegring type RT, Quick System / Rondelle de protection type RT, Quick System	-	-	10-73
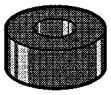 **Sealing ring type RW, Quick System** Afdichtring type RW, Quick System / Rondelle d'étanchéité type RW, Quick System	-	-	10-73
 **Stud with slotted head type D, Quick System** Stift met zaaggleuf D, Quick System / Tige à tête fendue type D, Quick System	-	-	10-74
 **Stud with wing head type W, Quick System** Stift met vleugel W, Quick System / Tige à oreille type W, Quick System	-	-	10-74
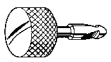 **Stud with knurled slotted knob type K, Quick System** Stift met kartelknop en zaaggleuf K, Quick System / Tige à tête moletée et fendue type K, Quick System	-	-	10-75
 **Ball stud type KB, Quick System** Kogelstift KB, Quick System / Tige à bulbe type KB, Quick System	10-75	-	-
 **Extension nut H=3xD** Koppelmoer H=3D / Écrou de tendeur 3D	10-85	-	-
 **Assorted fasteners for T-slots No. 6520, AMF** Opspan-T assortiment voor T-gleuven No. 6520, AMF / Boîte d'assortiment pour rainure en T No. 6520, AMF	10-91	-	-
 **Assorted fasteners for T-slots No. 6530, AMF** Opspan-T assortiment voor T-gleuven No. 6530, AMF / Boîte d'assortiment pour rainure en T No. 6530, AMF	10-92	-	-
 **Connector sleeve joint type 149** Recht koppelstuk type 149 / Manchon de raccordement type 149	10-93	-	-
 **Expanding connector type 150** Koppelstuk inwendig type 150 / Connecteur expansible type 150	10-93	-	-
 **Elbow 90° type 125** Elbow 90° type 125 / Elbow 90° type 125	10-94	-	-

FABORY

	Steel	Stainless steel	Non-ferrous
 **Tee short type 101** T-stuk kort type 101 / Tee court type 101	10-94	-	-
 **Tee long type 104** T-stuk lang type 104 / Tee long type 104	10-95	-	-
 **Elbow 15-60° type 124** Knie 15-60° type 124 / Coude 15-60° type 124	10-95	-	-
 **Combination fitting 2-way type 147** 2-Weg combinatiefitting type 147 / Combinaison de raccords à 2 voies type 147	10-96	-	-
 **Base swivel type 169M** Verankering/scharniersteun type 169M / Base pivotante type 169M	10-96	-	-
 **Base flange type 131** Voetplaat type 131 / Bride de base type 131	10-97	-	-
 **Base railing, flange type 132** Voetplaat hoog, flens type 132 / Rampe de base, bride type 132	10-97	-	-
 **Base ground, flange type 134** Grondpot, flens type 134 / Base, bride type 134	10-98	-	-
 **Bracket vertical type 144** Afstandsbus verticaal type 144 / Crochet vertical type 144	10-98	-	-
 **Bracket horizontal type 145** Afstandsbus horizontaal type 145 / Crochet horizontal type 145	10-99	-	-
 **Bracket type 146** Wandbus type 146 / Crochet type 146	10-99	-	-
 **Wall bracket type 143W** Muur afstandsklem type 143W / Support mural type 143W	10-100	-	-
 **Tee short 30-60°+F1757 type 129** T-schoorklem 30-60° type 129 / Tee court 30-60° type 129	10-100	-	-
 **Elbow 90° 3-way type 128** Elbow 90° 3-weg type 128 / Elbow 90° 3-way type 128	10-101	-	-
 **Corner 90 degrees 4-way type 116** 4-Weg 90 graden hoekklem type 116 / Angle 90° à 4 voies type 116	10-101	-	-
 **Cross 90° 2-way type 119** 2-Weg 90° koppelstuk type 119 / Connecteur transversale 90° à 2 voies type 119	10-102	-	-

	Steel	Stainless steel	Non-ferrous
 **Cross side outlet 90° 3-way type 176** 3-Weg 90° koppelstuk type 176 / Connecteur latérale 90° à 3 voies type 176	10-102	-	-
 **Cross 90° 4-way type 158** 4-Weg 90° koppelstuk type 158 / Connecteur 90° à 4 voies type 158	10-103	-	-
 **2-part Swivel type 148** 2-delig scharnier T-klem kort, type 148 / Pivot en deux parties type 148	10-103	-	-
 **Adjustable T-fitting 30-45 degrees closed type 127** Koppelstuk 30-45 graden dicht type 127 / Raccord en T ajustable fermé à 30-45 degrés type 127	10-104	-	-
 **Adjustable fitting 30-45° open type 130** Koppelstuk 30-45°open type 130 / Raccord ajustable ouvert à 30-45° type 130	10-104	-	-
 **Collar type 179** Klemring type 179 / Collier type 179	10-105	-	-
 **Gate fitting eye F type 138** Klemring hekoog F type 138 / Oeillet de fixation du portail F type 138	10-105	-	-
 **Gate fitting hinge M type 140** Klemring hekscharnier M type 140 / Charnière de fixation de porte M type 140	10-106	-	-
 **Collar with hook type 182** Klemring met haak type 182 / Collier avec crochet type 182	10-106	-	-
 **Fixing pad type 199** Klemring plaatmontage type 199 / Collier de fixation type 199	10-107	-	-
 **Fixing pad double type 198** Klemring plaatmontage dubbel type 198 / Collier de fixation double type 198	10-107	-	-
 **Swivel male type 173M** Scharnierdeel M type 173M / Pivotement mâle type 173M	10-108	-	-
 **Swivel female type 173F** Scharnierdeel V type 173F / Pivotement femme type 173F	10-108	-	-
 **Swivel double male type 167M** Scharnierdeel M dubbel type 167M / Pivotement double mâle type 167M	10-109	-	-
 **Swivel double male 90°+F1571 type 168M** Scharnierdeel M dubbel 90° type 168M / Pivotement double mâle à 90° type 168M	10-109	-	-
 **Crossover 90° type 161** Kruisstuk 90° type 161 / Croisement à 90° type 161	10-110	-	-

FABORY

	Steel	Stainless steel	Non-ferrous
 **Clamp on fitting T type 135** Open T-stuk T type 135 / Clamp sur le raccord T type 135	10-110	-	-
 **Clamp on fitting T type 136** Open T-stuk T type 136 / Clamp sur le raccord T type 136	10-111	-	-
 **Clamp on fitting type 160** Kruisstuk invoegbaar type 160 / Clamp sur le raccord type 160	10-111	-	-
 **Combination fitting 3-way type 165** 3-Weg combinatiefitting type 165 / Combinaison de raccords à 3 voies type 165	10-112	-	-
 **Swivel combination single swivel type 173** 1-poot schoorklem type 173 / Combinaison pivotante simple pivotement type 173	10-112	-	-
 **Swivel combination base swivel type 169** Wandschoorklem type 169 / Combinaison pivotante pivot de base type 169	10-113	-	-
 **Swivel combination double swivel type 167** 2-poot schoorklem type 167 / Combinaison pivotante double pivotement type 167	10-113	-	-
 **Swivel combination corner swivel type 168** 3-poot hoekschoorklem type 168 / Combinaison pivotante pivot d'angle type 168	10-114	-	-
 **Plastic end cap type 133** Plastic eindkap type 133 / Bouchon en plastique type 133	-	-	10-114
 **Set screw type 300** Stelschroef UNC type 300 / Vis sans tête UNC type 300	-	10-114	-
 **Hexagon key type 301** Stiftsleutel type 301 / Clé mâle six pans type 301	10-115	-	-
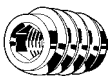 **Hexagon socket screw insert type SK** Inschroefmoer met binnenzeskant type SK / Écrou à tête à six pans creux type SK	10-116	-	-
 **Hexagon socket screw insert with collar type SKD** Binnenzeskant inschroefmoer met kraag type SKD / Ecrou à visser avec collerette et à six pans creux type SKD	10-117	-	-
 **Hexagon socket screw insert with collar type SKDZ** Binnenzeskant inschroefmoer met kraag type SKDZ / Ecrou à visser avec collerette et à six pans creux type SKDZ	10-118	-	-
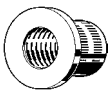 **Knock-in insert with collar type TS** Inslagmoer met kraag type TS / Écrou à enfoncer type TS	10-119	-	-
 **Drive-in nut for wood** Inslagmoer voor hout / Écrou à enfoncer pour bois	10-120	-	-

	Steel	Stainless steel	Non-ferrous
 **Knurled nut type RM** Kartelmoer type RM / Écrou moleté type RM	10-120	-	-
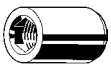 **Hexagon socket dowel nut type RSK** Ronde moer met binnenzeskant type RSK / Écrou cylindrique à six pans creux type RSK	10-121	-	-
 **Hexagon socket mushroom head cap screw type KT** Laagbolkopschroef met binnenzeskant type KT / Vis à métaux à tête cylindrique bombée plate à six pans creux type KT	10-121	-	-
 **Hexagon socket flat head cap screw type KF** Vlakke schroef met binnenzeskant type KF / Vis à tête cylindrique à six pans creux type KF	10-122	-	-
 **Hexagon socket mushroom head cap nut with through hole type RT** Laagbolkopmoer met binnenzeskant en doorlopend gat, open type RT / Écrou à tête bombée à six pans creux avec trou traversant type RT	-	-	10-122
 **Hexagon socket mushroom head cap nut with blind hole type RTL** Laagbolkop moer met binnenzeskant en blind gat, gesloten type RTL / Écrou à tête bombée à six pans creux avec trou aveugle type RTL	10-123	-	-
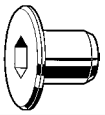 **Hexagon socket flat head cap nut with through hole type RF** Vlakke moer met binnenzeskant, open type RF / Écrou à tête cylindrique à six pans creux avec trou traversant type RF	-	-	10-123
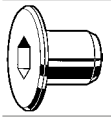 **Hexagon socket flat head cap nut with blind hole type RFL** Verzonken moer met binnenzeskant, gesloten type RFL / Écrou à tête cylindrique à six pans creux avec trou aveugle type RFL	10-124	-	-
 **Slotted cross dowel type Q** Dwarsschroefdraadpen met zaaggleuf type Q / Douille transversale filetée fendue type Q	10-124	-	-
 **Hexagon socket corner connector type KOK** Hoekverbindingsschroef met binnenzeskant KOK / Vis d'angle à six pans creux KOK	10-125	-	-
 **Bookscrew with nut** Boekschroef / Vis à livre avec écrou	-	-	10-125
 **Elongation piece for bookscrews** Boekschroefverlengstuk / Pièce de rallonge pour vis à livres	-	-	10-126
 **Connecting screw for door fittings** Patentschroef / Vis d'assemblage pour les ferrures de porte	10-126	-	10-127
 **Sleeve nut for door fittings** Patenthuls / Manchon pour ferrures de portes	-	-	10-127
 **Sleeve nut** Hulsmoer / Écrou douille	-	10-128	10-128
 **Binder screw with nut** Connectieschroef / Vis à livre avec écrou	-	-	10-129

FABORY

	Steel	Stainless steel	Non-ferrous
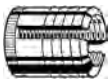 **Screw insert type 530** Schroefdraadinsert type 530 / Douille taraudée type 530	-	-	10-129
 **Screw insert type C** Insert type C / Douille taraudée type C	-	-	10-130
 **Screw insert type D** Insert type D / Douille taraudée type D	-	-	10-131
 **Screw insert type E** Insert type E / Douille taraudée E	-	-	10-131
 **Tube cap round** Meubeldop rond / Capuchon pour tube cylindrique	-	-	10-132
 **Tube cap square** Meubeldop vierkant / Capuchon pour tube carré	-	-	10-133
 **Tube cap rectangular** Meubeldop rechthoekig / Capuchon pour tube rectangulaire	-	-	10-134
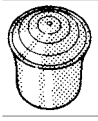 **Tube cap conical** Meubeldop conisch / Capuchon pour tube conique	-	-	10-135
 **Rosette washer closed model** Kraalring gesloten model / Rondelle cuvette fermée	-	-	10-136
 **Rosette washer open model** Kraalring open model / Rondelle cuvette ouverte	-	10-137	10-137
 **Washer for 90° countersunk head screw** Ring voor schroef met 90° verzonken kop / Rondelle pour vis à tête fraisée 90°	-	-	10-137
 **One-way pan head screw, Security** One-way pancilinder metaalschroef, Security / Vis à tête bombée One-way, Security	-	10-139	-
 **One-way pan head tapping screw, Security** One-way pancilinder plaatschroef, Security / Vis à tôle à tête bombée One-way, Security	10-140	10-140	-
 **One-way countersunk head woodscrew, Security** One-way houtschroef met verzonken kop, Security / Vis à bois à tête fraisée One-way, Security	10-141	-	-
 **One-way raised countersunk head tapping screw, Security** One-way Bolverzonken kop plaatschroef, Security / Vis à tôle à tête fraisée bombée One-way, Security	-	10-142	-
 **Sentinel® countersunk head woodscrew, Security** Sentinel® houtschroef met verzonken kop, Security / Sentinel® vis à bois à tête fraisée, Security	10-143	-	-

	Steel	Stainless steel	Non-ferrous
 **Square drive round head wood screw, Security** Bolkophoutschroef met binnenvierkant, Security / Vis à bois à tête ronde à carrée creux, Security	10-144	-	-
 **Square drive round head wood screw fully threaded, Security** Bolkophoutschroef met binnenvierkant, voldraad, Security / Vis à bois à tête ronde à carrée creux, voldraad, Security	10-144	-	-
 **Hexagon socket countersunk head screw with pin, Security** Verzonkenkop schroef binnenzeskant met pin, Security / Vis à tête fraisée hexagonale creuse et téton, Security	-	10-147	-
 **Hexagon socket raised countersunk screw with pin, Security** Binnenzeskant bolverzonken kop schroef met pin, Security / Vis à métaux à tête fraisée bombée à six pans creux avec téton, Security	-	10-148	-
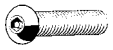 **Hexagon socket button head screw with pin, Security** Laagbolkopschroef binnenzeskant met pin, Security / Vis à tête bombée plat à six pans creux avec goupille, Security	-	10-149	-
 **Hexagon socket countersunk head tapping screw with pin, Security** Verzonken kop plaatschroef binnenzeskant met pin, Security / Vis à tête fraisée à six pans creux avec téton, Security	-	10-149	-
Hexagon socket button head tapping screw with pin, Security Laagbolkop plaatschoef binnenzeskant met pin, Security / Vis à tête cylindrique bombée plate à six pans creux avec téton, Security	-	10-150	-
 **Hexalobular socket countersunk head screw with pin, Security** Verzonken kop schroef T-ster met pin, Security / Vis à tête fraisée à six lobes interne avec téton, Security	-	10-151	-
 **Hexalobular socket raised countersunk machine screw with pin, Security** T-ster/pin bolverzonken kop schroef, Security / Vis à métaux à tête fraisée bombée à six lobes interne avec téton, Security	-	10-152	-
 **Hexalobular socket button head screw with pin, Security** Laagbolkopschroef T-ster met pin, Security / Vis à tête cylindrique bombée plate à six lobes interne avec téton, Security	-	10-152	-
 **Hexalobular socket countersunk head tapping screw with pin, Security** Verzonken kop plaatschroef T-ster met pin, Security / Vis à tôle à J913tête fraisée à six lobes interne avec téton, Security	-	10-153	-
 **Hexalobular socket button head tapping screw with pin, Security** Laagbolkop plaatschroef T-ster met pin, Security / Vis à tête cylindrique bombée plate à six lobes interne avec téton, Security	-	10-154	-
 **Hexalobular socket countersunk head self drilling screw with pin, Security** T-ster/pin boorschroef met verzonken kop, Security / Vis autoperceuse à tête fraisée à six lobes interne avec téton, Security	10-155	-	-
 **Hexalobular socket pan head self drilling screw with pin, Security** T-ster/pin laagbolkop boorschroef, Security / Vis autoperceuse à tête bombée à six lobes interne avec téton, Security	10-156	-	-
 **Hexalobular socket countersunk head barrel nut with pin, Security** T-ster/pin hulsmoer met verzonken kop, Security / Écrou barillet à tête fraisée à six lobes interne avec téton, Security	-	10-157	-
 **Hexalobular socket button head barrel nut with pin, Security** T-ster/pin hulsmoer met laagbolkop, Security / Écrou barillet à tête cylindrique bombée plate à six lobes interne avec téton, Security	-	10-158	-

FABORY

	Steel	Stainless steel	Non-ferrous
 **Hexalobular socket countersunk head sleeve anchor with pin, Security** T-ster/pin hulsanker met verzonken kop, Security / Élément d'ancrage à tête fraisée à six lobes interne/téton, Security	-	10-159	-
 **Hexalobular socket button head sleeve anchor with pin, Security** T-ster/pin hulsanker met laagbolkop, Security / Élément d'ancrage à tête cylindrique bombée plate à six lobes interne/téton, Security	-	10-160	-
 **Hexagon socket countersunk head screw with plug, Security** Verzonkenkop schroef binnenzeskant met plug, Security / Vis à tête fraisée hexagonale creuse avec obturateur, Security	-	10-161	-
Hexagon socket button head screw with plug, Security Laagbolkopschroef binnenzeskant met plug, Security / Vis à tête bombée plat à six pans creux avec obturateur, Security	-	10-162	-
Socket drive round head wood screws with plug, Security Bolkop houtschroef binnenzeskant met plug, Security / Vis à bois à tête ronde à six pans creux avec cheville, Security	10-163	-	-
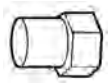 **Drive-in plug for hexagon socket, Security** Inslagplug voor binnenzeskant, Security / Obturateur pour six pans creu, Security	-	10-163	-
 **Drive-in plug for hexalobular drive, Security** Inslagplug voor T-ster, Security / Obturateur pour six lobes internes, Security	-	10-164	-
 **Pan head screw with 2 holes, Security** Pancilinderschroef met 2 gaten, Security / Vis à tête cylindrique avec 2 trous, Security	-	10-164	-
 **Countersunk head screw with 2 holes, Security** Verzonken schroef met 2 gaten, Security / Vis à tête fraisée avec 2 trous, Security	-	10-165	-
 **raised countersunk machine screw with 2 holes, Security** Bolverzonken kop metaalschroef met 2 gaten, Security / Vis à métaux à tête fraisée bombée avec 2 trous, Security	-	10-166	-
Pan head tapping screw with 2 holes, Security Pancilinder plaatschroef met 2 gaten, Security / Vis à tôle à tête ronde deux trous, Security	-	10-166	-
Countersunk head tapping screw with 2 holes, Security Verzonken kop plaatschroef met 2 gaten, Security / Vis à tôle à tête fraisée avec 2 trous, Security	-	10-167	-
 **Raised countersunk head tapping screw with 2 holes, Security** Bolverzonkenkop plaatschroef met 2 gaten, Security / Vis à tôle à tête fraisée bombée avec 2 trous, Security	-	10-168	-
Button head tapping screw with 2 holes, Security Laagbolkop plaatschroef met 2 gaten, Security / Vis à tête bombée deux trous, Security	-	10-169	-
 **Tri-Head machine screw, Security** Tri-Headbout, Security / Vis à métaux Tri-Head, Security	-	10-170	-
 **Tri-wing pan head tapping screw, Security** Platbolkop plaatschroef met Tri-wing aandrijving, Security / Vis à tôle à tête bombée à empreinte Tri-wing, Security	-	10-170	-

	Steel	Stainless steel	Non-ferrous
 **Button head shear bolt, Security** Laagbolkop afbreekbout, Security / Vis autocassant à tête cylindrique bombée plate, Security	-	10-171	-
 **Scroll™ nut, Security** Scroll™ moer, Security / Écrou Scroll™ , Security	-	10-172	-
 **Kinmar® permanent machine screw, Security** Kinmar® permanent metaalschroef, Security / Kinmar® permanent vis à méteaux, Security	10-173	-	-
 **Kinmar® permanent nut, Security** Kinmar® permanent moer, Security / Kinmar® permanent écrou, Security	10-174	10-174	-
 **Kinmar® permanent sleeve anchor, Security** Kinmar® permanent hulsanker, Security / Kinmar® permanent Élément d'ancrage, Security	10-175	-	-
 **Kinmar® removable machine screw, Security** Kinmar® demontabel machine schroef, Security / Kinmar® amovible vis à métaux, Security	10-176	-	-
 **Kinmar® removable nut, Security** Kinmar® demontabel moer, Security / Kinmar® amovible écrou, Security	10-177	10-177	-
 **Kinmar® removable sleeve anchor, Security** Kinmar® demontabel hulsanker, Security / Kinmar® amovible élément d'ancrage, Security	10-178	-	-
 **Shear nut, Security** Afbreekmoer, Security / Écrou autocassant, Security	10-179	10-180	-
 **Shear nut oversized, Security** Afbreekmoer overmaats, Security / Écrou autocassant en surcote, Security	10-179	-	-
 **NoGo™ enclosure type 1 closed, Security** NoGo™ type 1 met gesloten behuizing, Security / Capuchon NoGo™ type 1, fermé, Security	10-180	-	-
 **NoGo™ enclosure type 2 open, Security** NoGo™ type 2 met open behuizing, Security / Capuchon NoGo™ type 2, ouvert, Security	10-181	-	-
 **Armour ring™, Security** Armour ring™, Security / Armour ring™, Sécurité	10-182	10-182	-

FABORY

11 Fastener assortments & storage systems

 **Plastic assortment box** Assortimentsdoos plastic / Boîte d'assortiment, plastique	11-2
 **Steel assortment box** Assortimentsdoos staal / -Boîte d'assortiment, acier	11-11
 **Steel assortment box MaxxFast** Assortimentsdoos staal, MaxxFast / Boîte d'assortiment, acier, MaxxFast	11-19

12 Engineering parts and machine parts

	Steel	Stainless steel	Non-ferrous	Other
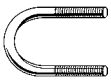 **U-bolt type A** U-beugel type A / Étrier en U type A	5-48	5-49	-	
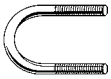 **U-bolt type B** U-beugel type B / Étrier en U type B	5-50	5-50	-	
 **Hose clamp, band width 9mm, MaxxFast** Slangklem, band 9 mm breed, MaxxFast / Collier de serrage, largeur de bande 9 mm, MaxxFast	12-5	-	-	
 **ABA hose clamp Nova, 9 mm band** ABA slangklem Nova, band 9 mm / Collier de serrage ABA Nova, largeur 9 mm	12-6	-	-	
 **Hose clamp TORRO, band width 9 mm, Norma** Slangklem Torro, band 9 mm breed, Norma / Collier de serrage Torro, largeur de bande 9 mm, Norma	-	12-7	-	
 **Hose clamp ORIGINAL, band width 12 mm, ABA** Slangklem Original, band 12 mm breed, ABA / Collier de serrage Original, largeur de bande 12 mm, ABA	12-8	-	-	
 **Hose clamp ORIGINAL, band width 12 mm stainless steel, ABA** Slangklem Original, band 12 mm breed RVS, ABA / Collier de serrage Original, largeur de bande 12 mm Inox, ABA	-	12-9	-	
 **Hose clamp, band width 12,2 mm, MaxxFast** Slangklem, band 12,2 mm breed, MaxxFast / Collier de serrage, largeur de bande 12,2 mm, MaxxFast	12-10	12-10	-	
 **Hose clamp, stainless steel A4, ABA** Slangklem RVS A4, ABA / Collier de serrage inox A4, ABA	-	12-11	-	
 **Hose clamp Mini NORMAL, MaxxFast** Slangklem Mini Normal, MaxxFast / Collier de serrage Mini Normal, MaxxFast	12-12	-	-	
 **Hose clamp Mini, ABA** Slangklem Mini, ABA / Collier de serrage Mini, ABA	12-13	12-13	-	

	Steel	Stainless steel	Non-ferrous	Other
 **Heavy duty hose clamp ROBUST, stainless steel AISI316, ABA** Zware slangklem Robust RVS AISI 316, ABA / Collier de serrage lourd Robust Inox AISI 316, ABA	-	12-14	-	
 **Heavy duty hose clamp ROBUST, stainless steel AISI430, ABA** Zware slangklem Robust RVS AISI 430, ABA / Collier de serrage lourd Robust Inox AISI 430, ABA	-	12-15	-	
 **Hose clamp Micro, ABA** Slangklem Micro, ABA / Collier de serrage Micro, ABA	12-16	-	-	
 **One-ear clip, ABA** Eén-oorklem, ABA / Collier à une oreille, ABA	12-16	-	-	
 **Two-ear clip, ABA** Twee-oorklem, ABA / Collier à deux oreilles, ABA	12-17	-	-	
 **Hose clamp two parts, Norma** Tweedelige slangklem, Norma / Collier de serrage en 2 parties, Norma	12-18	-	-	
 **Rubber lined clip P-clip, band width 12 mm, MaxxFast** P-clip met rubber inleg, band 12 mm breed, MaxxFast / Collier en caoutchouc P-clip, largeur de bande 12 mm, MaxxFast	12-19	-	-	
 **Rubber lined clip P-clip, band width 12,7 mm, ABA** P-clip met rubber inleg, band 12,7 mm breed, ABA / Collier en caoutchouc P-clip, largeur de bande 12.7 mm, ABA	12-20	-	-	
 **Rubber lined P-clip RSGU, Norma** P-clip RSGU met rubber inleg, Norma / Collier en caoutchouc P-clip RSGU, Norma	12-21	-	-	
 **Rubber lined P-clip, band width 12 mm, ABA** P-clip met rubber inleg, band 12 mm breed, ABA / Collier en caoutchouc P-clip, largeur de bande 12 mm, ABA	-	12-21	-	
 **Hose clamp assortment, MaxxFast** Slangklem assortiment, MaxxFast / Assortiment de colliers de serrage, MaxxFast	12-22	-	-	
 **Hose clamp assortment, ABA** Slangklem assortiment, ABA / Assortiment de colliers de serrage, ABA	12-22	-	-	
 **Flexible socket screwdriver, MaxxFast** Flexibele schroevendraaier, MaxxFast / Tournevis flexible, MaxxFast	-	-	-	12-23
 **Flexible socket screwdriver, ABA** Flexibele schroevendraaier, ABA / Tournevis flexible, ABA	-	-	-	12-23
 **Exhaust pipe clamp type R, ABA** Uitlaatklem type R, ABA / Collier de serrrage échappement type R, ABA	12-24	-	-	
 **Exhaust pipe clamp universal** Uitlaatklem universeel / Collier de serrrage échappement universelle	12-25	-	-	

FABORY

	Steel	Stainless steel	Non-ferrous	Other
 **Strap band, Band-It** Klembandensyteem, Band-It / Système de fixation, Band-It	-	12-27	-	
 **Tie-Lok ties, Band-It** Tie-Lok band, Band-It / Tie-Lok bande, Band-It	-	12-27	-	
Ball Lok ties, Band-It Ball Lok band, Band-It / Ball Lok lien de fixation, Band-It	-	12-28	-	
 **Buckles & Clips, Band-It** Klemmen & clips, Band-It / Boucles & clips, Band-It	-	12-29	-	
 **Clamping systems, Band-It** Klemsystemen, Band-It / Systèmes de serrage, Band-It	-	12-30	-	
 **Brackets, Band-It** Beugels, Band-It / Boucles, Band-It	-	12-31	-	
 **Ultra-Lok Band & Buckle, Band-It** Ultra-Lok Band & Buckle, Band-It / Ultra-Lok bande & boucle, Band-It	-	12-32	-	
 **Easy Read system, identification characters, Band-It** Easy Read identificatie karakters, Band-It / Easy Read caractères d'identification, Band-It	-	12-33	-	
 **Easy Read system, identification carrier, Band-It** Easy Read identificatie drager, Band-It / Easy Read support d'identification, Band-It	-	12-33	-	
 **Easy Read system, identification strip, Band-It** Easy Read system, identificatie strip, Band-It / Easy Read system, bande d'identification, Band-It	-	12-33	-	
 **Easy Read system, identification ID tag, Band-It** Easy Read identificatie ID tag, Band-It / Easy Read Identification ID label, Band-It	-	12-34	-	
 **Kits, Band-It** Set, Band-It / Jeu, Band-It	-	12-34	-	
 **Tools, Band-It** Gereedschap, Band-It / Outils, Band-It	-	-	-	12-35
 **Half pipe clamp** Halve kapbeugel / Demi collier de serrage	12-37	12-39	-	
 **Full pipe clamp** Hele kapbeugel / Collier de serrage	12-40	12-42	-	
 **Lubricating nipple, drive-in type** Smeernippel, conisch, inslag / Graisseur à tête sphérique, drive type	12-46	-	-	

	Steel	Stainless steel	Non-ferrous	Other
 **Multiple connector** Multiverbindingssysteem / Raccord multi-connexion	-	-	12-50	
 **Clamping joint individually adjustable** Spansysteem verstelbaar / Raccord multi-connexions	-	-	12-51	
 **Welding hinge** Lasscharnier / Charnière à souder	12-52	12-52	-	
 **Hinge** Scharnier / Charnière	-	-	12-52	
 **Cylindrical mounting type A** Cilindrische demper type A / Amortisseur type A	12-53	-	-	
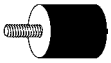 **Cylindrical mounting type B** Cilindrische demper type B / Amortisseur type B	12-54	-	-	
 **Cylindrical mounting type C** Cilindrische demper type C / Amortisseur type C	12-55	-	-	
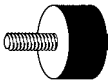 **Cylindrical mounting type D and KD** Cilindrische demper type D en KD / Amortisseur type D-KD	12-56	-	-	
 **Mounting type RA** Trillingdemper type RA / Amortisseur type RA	12-57	-	-	
 **Mounting type RAEM** Trillingdemper type RAEM / Amortisseur type RAEM	12-58	-	-	
 **Mounting type RAB** Trillingdemper type RAB / Amortisseur type RAB	12-59	-	-	
 **Mounting type M** Trillingdemper type M / Amortisseur type M	12-60	-	-	
 **Mounting type SE** Trillingdemper type SE / Amortisseur type SE	12-61	-	-	
 **Anti-vibration plate Trelleborg** Anti-trilmat Trelleborg / Plaquees anti vibration caoutchouc Trelleborg	-	-	12-62	
 **Mountings Cushyfloat, Trelleborg** Trillingsdemper Cushyfloat, Trelleborg / Support d'amortisseur Cushyfloat, Trelleborg	12-63	-	-	
 **Hammer-In square cap, Fath** Inslagdop vierkant, Fath / Bouchon de tube carré, Fath	-	-	12-63	

FABORY

	Steel	Stainless steel	Non-ferrous	Other
 **Hammer-In round cap, Fath** Inslagdop rond, Fath / Bouchon de tube ronde, Fath	-	-	12-64	
 **Foot plate, Fath** Voetplaat, Fath / Pied de machine, Fath	-	-	12-66	
 **Foot plate, Fath** Voetplaat, Fath / Pied de machine, Fath	12-66	-	-	
 **Foot plate, Fath** Voetplaat, Fath / Pied de machine, Fath	-	12-66	-	
 **Foot plate hygienic, Fath** Voetplaat hygiënisch, Fath / Pied de machine hygiénique, Fath	-	12-67	-	
 **Spindle for foot plates, Fath** Spindel voor voetplaat, Fath / Axe fileté pour pied de machine, Fath	12-67	12-68	-	
 **Flexible machine support** Flexibele machinevoet / Pied machine flexible	12-69	-	-	
 **Bush type VP** Scharnierbus type VP / Articulation élastique type VP	12-70	-	-	
 **Turning knob 4-grips with threaded bush** Draaiknop 4-greeps met messing draadbus / Bouton crante avec filet intérieur en laiton, 4 rayons	-	-	12-76	
 **Turning knob 4-grips with through hole** Draaiknop 4-greeps open / Bouton crante ouverts, 4 rayons	-	-	12-76	
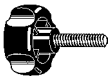 **Turning knob 4-grips with zinc plated threaded rod** Draaiknop 4-greeps met elektrolytisch verzinkt draadeind / Bouton crante avec filet extérieur électro-zingué, 4 rayons	-	-	12-76	
 **Turning knob 4-grips deep with brass threaded bush** Draaiknop 4-greeps met messing draadbus / Bouton cranté avec filet intérieur en laiton, 4 rayons	-	-	12-77	
 **Turning knob 4-grips deep with zinc plated threaded rod** Draaiknop 4-greeps met elektrolytisch verzinkt draadeind / Bouton cranté avec filet extérieur en acier électro-zingué, 4 rayons	-	-	12-77	
 **Turning knob 4-grips deep with through hole and brass threaded bush** Draaiknop 4-greeps open met messing draadbus / Bouton cranté ouvert avec filet intérieur en laiton, 4 rayons	-	-	12-77	
 **Disc knob with brass threaded bush** Discusknop met messing draadbus / Bouton disque avec filet intérieur en laiton	-	-	12-78	
 **Disc knob through hole** Discusknop open / Bouton disque ouvert	-	-	12-78	

	Steel	Stainless steel	Non-ferrous	Other
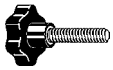 **Disc knob with zinc plated threaded rod** Discusknop met elektrolytisch verzinkt draadeind / Bouton disque avec filet extérieur électro-zingué	-	-	12-78	
 **Disc knob with stainless steel A1 threaded bush** Discusknop met roestvaststaal A1 draadbus / Bouton disque avec filet intérieur INOX A1	-	-	12-79	
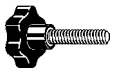 **Disc knob with stainless steel A2 threaded rod** Discusknop met roestvaststaal A2 draadeind / Bouton disque avec filet extérieur INOX A2	-	-	12-79	
 **Triangular star knob with brass threaded bush** Drie-sterknop met messing draadbus / Bouton étoile triangulaire avec filet intérieur en laiton	-	-	12-79	
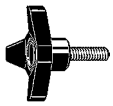 **Triangular star knob with zinc plated threaded rod** Drie-sterknop met elektrolytisch verzinkt draadeind / Bouton étoile triangulaire avec filet extérieur en acier électro-zingué	-	-	12-80	
 **Triangular star knob through hole with brass threaded bush** Drie-sterknop open met messing draadbus / Bouton étoile triangulaire ouvert avec filet intérieur en laiton	-	-	12-80	
 **Thin knurled knob for hexagon bolts and nuts** Lage kartelknop voor zeskantbouten en moeren / Bouton moleté bas pour vis à tête hexagonale et écrous hexagonaux	-	-	12-81	
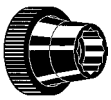 **High knurled knob for hexagon bolts and nuts** Hoge kartelknop voor zeskantbouten en moeren / Bouton molete haut pour vis à tête hexagonale et écrous hexagonaux	-	-	12-81	
 **Knurled knob for hexagon socket head cap screw** Kartelknop voor cilinderkopschroeven met binnenzeskant / Bouton moleté pour vis à tête cylindrique à six pans creux	-	-	12-82	
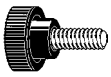 **Knurled knob with steel zinc plated threaded rod** Kartelknop met elektrolytisch verzinkt draadeind / Bouton moleté avec filet extérieur électro-zingué	-	-	12-83	
 **Knurled knob through hole with brass threaded bush** Kartelknop open met messing draadbus / Bouton moleté ouvert avec filet intérieur en laiton	-	-	12-83	
 **Triangular star knob through hole with steel zinc plated threaded bush** Kartelknop met elektrolytisch verzinkt draadeind / Bouton moleté avec filet extérieur électro-zingué	-	-	12-84	
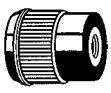 **Knurled knob with brass threaded bush** Kartelknop met messing draadbus / Bouton moleté avec filet intérieur en laiton	-	-	12-84	
 **Wing grip** Vleugelgreep / Poignée ailette	-	-	12-85	
 **Wing nut with brass threaded bush** Vleugelmoer met messing draadbus / Ecrou à oreilles avec filet intérieur en laiton	-	-	12-85	
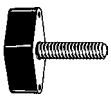 **Wing screw with zinc plated threaded Rod** Vleugelschroef met elektrolytisch verzinkt draadeind / Vis ailette avec tige zinguée	-	-	12-86	

FABORY

	Steel	Stainless steel	Non-ferrous	Other
 **T-grip** T-greep / Poignée en T	-	-	12-87	
 **Bridge handle (Bowgrip) with threaded bushes** Beugelgrip (Bowgrip) met messing draadbussen / Poignée étrier (Bowgrip) avec filets intérieurs en laiton	-	-	12-87	
 **Bridge handle (Bowgrip)** Beugelgrip (Bowgrip) / Poignée étrier (Bowgrip)	-	-	12-88	
 **Solid bridge handle (Bowgrip)** Massieve beugelgreep / Poignée étrier massive	-	-	12-88	
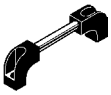 **Tubular bridge handle (Bowgrip)** Beugelgreep met buis / Poignée étrier avec tube	-	-	12-89	
 **Handle** Handgreep / Poignée	-	-	12-90	
 **Spinner handle** Holle handgreep / Poignée creuse	-	-	12-91	
 **Handle not revolvable** Handgreep niet draaibaar / Poignée non-tournante	-	-	12-91	
 **Handle revolvable** Handgreep draaibaar / Poignée tournante	-	-	12-92	
 **Foldaway handle revolvable** Omklapbare handgreep draaibaar / Poignée rabattable tournante	-	-	12-93	
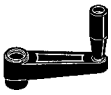 **Crank handle with handle** Handkruk met handgreep / Manivelle avec poignée	-	-	12-94	
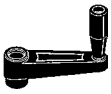 **Crank handle with foldaway handle** Handkruk met omklapbare handgreep / Manivelle avec poignée rabattable	-	-	12-94	
 **Gear lever handle with ball knob** Stanggreep met kogelknop / Broche filetée avec bouton sphérique	12-95	-	-	
 **Handwheel two spokes** Handwiel 2-spaaks / Volant 2 branches	-	-	12-97	
 **Handwheel with foldaway handle two spokes** Handwiel met omklapbare handgreep 2-spaaks / Volant avec poignée rabattable 2 branches	-	-	12-97	
 **Handwheel solid** Handwiel gesloten / Volant plein	-	-	12-98	

	Steel	Stainless steel	Non-ferrous	Other
 **Handwheel with handle solid** Handwiel met handgreep gesloten / Volant avec poignée plein	-	-	12-98	
 **Handwheel with foldaway handle solid** Handwiel met omklapbare handgreep gesloten / Volant avec poignée rabattable, plein	-	-	12-99	
 **Handwheel with recessable foldaway handle solid** Handwiel met omklapbare verzinkbare handgreep gesloten / Volants pleins avec poignée rabattable plastique	-	-	12-99	
 **Handwheel with foldaway handle** Handwiel met omklapbare handgreep / Volant avec poignée rabattable	-	-	12-100	
 **Technical ball** Technische kogel / Bille technique	-	-	12-103	
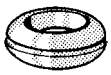 **Grommet** Doorvoertule / Gaine de câble	-	-	12-105	
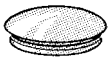 **Blanking plug** Afschermplug (Afdichttule) / Bouchon	-	-	12-105	
 **Clip with one fixing hole, Norma** Leidingbeugel met 1 lip, Norma / Clip de fixation pour câble/tuyau à 1 patte, Norma	12-106	-	-	
 **Clip with two fixing holes, Norma** Leidingbeugel met 2 lippen, Norma / Clip de fixation pour câble/tuyau à 2 pattes, Norma	12-107	-	-	
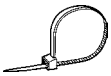 **Locking cable tie** Kabelbinder / Lien de fixation	-	-	12-109	
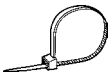 **Locking cable tie, MaxxFast** Kabelbinder, MaxxFast / Lien de fixation, MaxxFast	-	-	12-109	
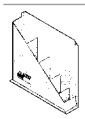 **Locking cable tie assortment** Kabelbinder assortiment / Assortiment de liens de fixation	-	-	12-110	
 **Releasable cable tie, black, MaxxFast** Demontabele kabelbinder, zwart, MaxxFast / Lien de fixation détachable, noir, MaxxFast	-	-	12-111	
 **Releasable cable tie, natural, MaxxFast** Demontabele kabelbinder, naturel, MaxxFast / Lien de fixation détachable, naturel, MaxxFast	-	-	12-111	
 **Locking cable tie with stainless steel clip, ABB** Kabelbinder met RVS clip, ABB / Lien de fixation poigne de fer en inox, ABB	-	-	12-112	
 **Locking cable tie with label, ABB** Kabelbinder met label, ABB / Lien de fixation avec étiquette, ABB	-	-	12-118	

FABORY

	Steel	Stainless steel	Non-ferrous	Other
 **Locking cable tie with eye, ABB** Kabelbinder met oog, ABB / Lien de fixation avec oeillet, ABB	-	-	-	12-119
 **Locking cable tie stainless steel, MaxxFast** Kabelbinder RVS, MaxxFast / Lien de fixation inoxydable, MaxxFast	-	12-121	-	
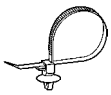 **Releasable cable tie with mount** Kabelbinder, demontabel, met voet / Lien de fixation détachable avec attache	-	-	12-121	
 **Cable tie mount, MaxxFast** Kabelbinder voet, MaxxFast / Pied pour lien de fixation, MaxxFast	-	-	12-122	
 **Cable tie mount** Kabelbinder voet / Pied pour lien de fixation	-	-	12-123	
 **Hand pliers for cable ties, MaxxFast** Handtang voor kabelbinder, MaxxFast / Pince manuelle pour lien de fixation, MaxxFast	-	-	-	12-124
 **Hose clamp plastic** Snap-slangklem, plastic / Collier de serrage, plastique	-	-	12-125	
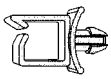 **Push mount wire saddle clip** Kabelbundelclip / Clip de fixation pour ligature	-	-	12-125	
 **Cable clip self adhesive** Kabelklem zelfklevend / Attache câble auto-collant	-	-	12-126	
 **Flat cable clip self adhesive** Vlakbandkabelhouder zelfklevend / Attache câble plat autocollant	-	-	12-127	
 **Driller** Kabeldriller / Lien torsadé	-	-	12-128	
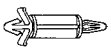 **Spacer** Afstandsteun / Entretoise plastique	-	-	12-129	
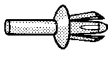 **Drive rivet** Tiknagel / Clou à frapper	-	-	12-130	
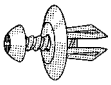 **Screw rivet** Schroefnagel / Clou à visser	-	-	12-131	
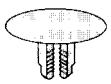 **Ratched rivet** Verbindingsnagel / Cheville d'assemblage	-	-	12-132	
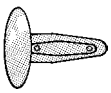 **Push rivet (Canoe clip)** Druknagel / Cheville pression	-	-	12-133	

	Steel	Stainless steel	Non-ferrous	Other
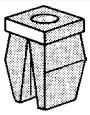 **Grommet** Spreidmoer / Ecrou à expansion	-	-	12-134	
 **Glide** Toestelvoet / Pied d'appareil	-	-	12-135	
 **Bumper self adhesive** Bumper zelfklevend / Pied auto-collant	-	-	12-136	
 **Protective buffer** Stootdop / Sabot (anti-chocs)	-	-	12-137	
 **Rosette closed model PA** Kraalring gesloten model PA / Rondelle cuvette fermé PA	-	-	12-138	
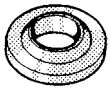 **Retaining washer** Borg- en afdichtring / Anneau de joint	-	-	12-139	
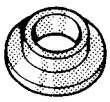 **Shoulder washer** Sluitring met kraag / Rondelle épaulée	-	-	12-139	
 **Insulating bush** Isolatiemanchet / Tube d'isolation	-	-	12-140	
 **Slide bearing** Glijlager / Palier plastique	-	-	12-141	
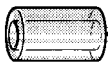 **Spacer** Afstandbus / Entretoise lisse plastique	-	-	12-143	
 **Insulating bush Type II/ M** Isolatiemanchet Type II/ M / Tube d'isolation Type II/ M	-	-	12-144	
 **Cover plug** Afdichtstop / Bouchon de fermeture	-	-	12-145	
 **Protecting cap and -plug** Beschermkap en -plug / Chapeau et bouchon de protection	-	-	12-146	
 **Vertical acting toggle clamp, AMF** Verticale spanner, AMF / Sauterelle à levier, AMF	12-148	-	-	
 **Horizontal acting toggle clamp, AMF** Horizontale spanner, AMF / Sauterelle à levier, AMF	12-150	-	-	
 **Push-pull type toggle clamp, AMF** Schuifstangspanner, AMF / Sauterelle à tige coulissante, AMF	12-153	-	-	

	Steel	Stainless steel	Non-ferrous	Other
 **Hook type toggle clamp, AMF** Sluitspanner, AMF / Sauterelle à crochet, AMF	12-156	-	-	
 **Hook type toggle clamp horizontal, AMF** Sluitspanner horizontaal, AMF / Sauterelle à crochet horizontale, AMF	12-157	-	-	
 **Hook type toggle clamp vertical, AMF** Sluitspanner verticaal, AMF / Sauterelle à crochet verticale, AMF	12-158	-	-	
 **Counter catch for hook type toggle clamp, AMF** Aanhaakoog voor sluitspanner, AMF / Patte d'accrochage pour sauterelle à crochet, AMF	12-159	-	-	

13 Hardware

	Steel	Stainless steel	Non-ferrous	Other
 **Trailer hook with swivel** Trailerhaak met wartel / Crochet d'attelage à gachette	-	13-3	-	
 **Trailer hook** Trailerhaak / Crochet d'attelage	-	13-3	-	
 **D-shackle wide** D-Sluiting breed / Manille large	-	13-5	-	
 **Straight D-shackle short** D-Sluiting kort / Manille droite courte	-	13-6	-	
 **Straight D-shackle with captive pin** D-Sluiting met onverliesbare bout / Manille droite axe imperdable	-	13-6	-	
 **Straight D-shackle with hexagon socket** D-Sluiting met binnenzeskant / Manille droite avec vis 6 pans	-	13-6	-	
 **D-shackle with fastening bolt, forged** D-Sluiting met borgingsbout, gesmeed / Manille droite forgée avec boulon de sécurité	-	13-6	-	
 **Straight D-shackle long** D-Sluiting lang / Manille droite longue	-	13-6	-	
 **Straight D-shackle long with captive pin** D-Sluiting lang met onverliesbare bout / Manille droite axe imperdable longue	-	13-6	-	
 **Flat shackle, semi-round** D-Sluiting rond / Manille plate, type semi rond	-	13-7	-	
 **Flat shackle short** D-Sluiting kort / Manille découpée droite	-	13-7	-	

	Steel	Stainless steel	Non-ferrous	Other
 **Flat shackle long** D-Sluiting lang / Manille découpée droite longue	-	13-7	-	
 **Anchor shackle with hexagon socket** Harpsluiting met binnenzeskant / Manille lyre avec vis 6 pans	-	13-8	-	
 **Bow shackle with fastening bolt, forged** Harpsluiting met borgingsbout / Manille lyre forgée avec boulon de sécurité	-	13-8	-	
 **Bow shackle** Harpsluiting / Manille lyre	-	13-8	-	
 **Bow shackle with captive pin** Harpsluiting met onverliesbare bout / Manille lyre axe imperdable	-	13-9	-	
 **D-shackle twisted** D-Sluiting gedraaid / Manille torse	-	13-9	-	
 **Flat D-shackle twisted** D-sluiting gedraaid / Manille plate, découpée torse	-	13-10	-	
 **D-shackle with pin** D-Sluiting met pin / Manille avec goupille	-	13-10	-	
 **Key pin shackle with bar** D-Sluiting met bajonet en spijl / Manille auto et barrette	-	13-11	-	
 **Multi purpose shackle key** Multi purpose sleutel / Clé Multi purpose	-	13-11	-	
 **Spring hook** Karabijnhaak / Mousqueton	-	13-13	-	
 **Spring hook with eyelet** Karabijnhaak met oog / Mousqueton à oeil	-	13-13	-	
 **Spring hook with lock nut & eyelet** Karabijnhaak met oog en borgmoer / Mousqueton à oeil avec vis	-	13-14	-	
 **Spring hook with lock nut** Karabijnhaak met borgmoer / Mousqueton à vis	-	13-14	-	
 **Spring lock hook with safety latch** Karabijnhaak met extra borgingsveer / Mousqueton pompier avec fermeture de sécurité	-	13-14	-	
 **Spring hook with self-lock nut** Karabijnhaak met borgmoer en veersluiting / Mousqueton pompier ouverture extérieure avec fermeture automatique	-	13-14	-	

FABORY

	Steel	Stainless steel	Non-ferrous	Other
 **Spring hook with eyelet and self-lock nut** Karabijnhaak met oog, borgmoer en veersluiting / Mousqueton pompier à oeil ouverture extérieure avec fermeture automatique	-	13-14	-	
 **Buoy hook** Boeikarabijhaak / Mousqueton d'amarage	-	13-15	-	
 **Spring snap** Karabijnhaak met veer / Mousqueton avec ressort	-	13-16	-	
 **Spring hook with eye and screw nut, asymmetric** Karabijnhaak met oog en borgmoer, asymmetrisch / Mousqueton asymétrique à oeil avec vis de sécurité	-	13-18	-	
 **Spring hook with screw nut, asymmetric** Karabijnhaak borgmoer, asymmetrisch / Mousqueton asymétrique avec vis de sécurité	-	13-18	-	
 **Spring hook with lock nut and bar** Karabijnhaak met borgmoer en brug / Mousqueton à barrette avec vis de sécurité	-	13-18	-	
 **Spring hook with self-locking sleeve and bar** Karabijnhaak met veersluiting en spijl / Mousqueton à fermeture automatique avec barrette	-	13-18	-	
 **Spring hook with nut** Karabijnhaak met veersluiting / Mousqueton à fermeture automatique	-	13-18	-	
 **Spring hook with eyelet, asymmetric** Karabijnhaak met oog en veersluiting, asymmetrisch / Mousqueton pompier asymétrique avec oeil	-	13-19	-	
 **Spring hook opening with self-locking nut** Karabijnhaak met borgmoer en veersluiting / Mousqueton ouverture extérieure avec fermeture automatique	-	13-20	-	
 **Spring hook** Klepveerhaak / Mousqueton à oeil	-	13-20	-	
 **Knock on piston hank** Stagleuver / Bague de foc à mater	-	13-21	-	
 **Spring hook with special closure** Karabijnhaak speciale opening / Mousqueton pompier grand passage	-	13-21	-	
 **Snap hook with special closure & eyelet** Karabijnhaak met oog en speciale opening / Mousqueton pompier à oeil grand passage	-	13-22	-	
 **Swivel eye with snap** Klephaak met wartel / Mousqueton à émerillon	-	13-22	-	
 **Swivel eye bolt snap** Musketon met wartel / Mousqueton targette à émerillon	-	13-23	-	

	Steel	Stainless steel	Non-ferrous	Other
 **Swivel eye Trigger snap with eye bail** Klephaak met wartel / Mousqueton gachette à émerillon	-	13-23	-	
 **Double snap hook** Musketon dubbel / Mousqueton à targette double	-	13-23	-	
 **Spring hook with double locking equipment** Karabijnhaak met dubbele sluiting / Mousqueton de sécurité avec double fermeture	-	13-24	-	
 **Swivel snap shackle** Trekkersluiting met wartel / Mousqueton de drisse à chape	-	13-25	-	
 **Swivel snap shackle** Snapsluiting met wartel / Mousqueton de drisse à oeil émerillon	-	13-25	-	
 **Fixed snap shackle** Snapsluiting met oog / Mousqueton de drisse à oeil émerillon	-	13-25	-	
 **Sheet snap shackle** Snapsluiting met schootgeleiding / Mousqueton d'écoute	-	13-25	-	
 **Snap shackle with screw** Snapsluiting met schroef / Mousqueton de drisse à vis	-	13-25	-	
 **Eye and eye swivel** Dubbele oogwartel / Emerillon à anneaux	-	13-28	-	
 **Eye and jaw swivel** Oogwartel met wartelsluiting / Emerillon à axe	-	13-28	-	
 **Jaw & jaw swivel** Wartel met dubbele wartelsluiting / Emerillon à manilles	-	13-29	-	
 **Jaw & jaw swivel with hexagon socket** Wartel met dubbele wartelsluiting en binnenzeskant / Emerillon à manilles avec vis six pans creux	-	13-29	-	
 **Jaw and jaw flat swivel shackle** Dubbele plaatwartel / Emerillon à 2 chapes	-	13-29	-	
 **Eye and jaw swivel with hexagon socket** Oogwartel met wartelsluiting en binnenzeskant / Emerillon à axe 6 pans creux	-	13-29	-	
 **Waterski hook** Waterskihaak / Crochet pour ski nautique	-	13-30	-	
 **Snap hook set, different colors** Karabijnhaakset gekleurd / Mousqueton, couleurs différente	-	-	13-31	

FABORY

	Steel	Stainless steel	Non-ferrous	Other
 **Single point spring hook** Karabijnhaak 1-punts / Mousqueton en, 1 point de protection	-	-	13-31	
 **Aluminium safety spring hook** Karabijnhaak met beveiliging en oog / Mousqueton de sécurité à oeil	-	-	13-32	
 **1/4 Turn single point spring hook** Karabijnhaak 1-punts, 1/4-draaiing / Mousqueton en aluminium, 1 point de protection, 1/4 de tour	-	-	13-32	
 **Aluminium figure eight descender** Aluminium afdaalacht / Crochet en huit Aluminium	-	-	13-32	
 **Simplex spring hook** Simplex karabijnhaak / Mousqueton simple	-	13-33	-	
 **Rope shortener** Valbeveiliging / Kit d´ascension	-	13-34	-	
 **Turnbuckle with two forks** Wantspanner open gaffel-gaffel / Ridoir chape fixe	-	13-36	-	
 **Turnbuckle with fork and terminal** Wantspanner open gaffel-walsterminal / Ridoir chape fixe et embout à sertir	-	13-36	-	
 **Turnbuckle with toggle and terminal** Wantspanner toggle-walsterminal / Ridoir chape articulé à sertir	-	13-36	-	
 **Slip hook with ring** Sliphaak met ring / Crochet coulissant à anneau	-	13-37	-	
 **Turnbuckle sleeve** Spannerhuis dicht / Cage fermé de ridoir	-	13-38	-	
 **Frame turnbuckle with two forks** Wantspanner met 2 vorken / Tendeur chape fixe	-	13-40	-	
 **Turnbuckle with two forks, milled forkhead** Spanwartel met 2 gaffels / Ridoirs corps fermé chape fixe usinée terminaison à sertir	-	13-40	-	
 **Turnbuckle fork-terminal, milled forkhead** Spanwartel met gaffel en walseind / Ridoirs corps fermé chape fixe usinée terminaison à sertir	-	13-40	-	
 **Turnbuckle frame** Spannerhuis open / Cage ouverte de ridoir	-	13-40	-	
 **Turnbuckle hook-eye** Spanschroefmoer haak-oog / Tendeur oeil/crochet	-	13-41	-	

	Steel	Stainless steel	Non-ferrous	Other
 **Turnbuckle hook-hook** Spanschroefmoer haak-haak / Tendeur crochet/crochet	-	13-42	-	
 **Turnbuckle eye-eye** Spanschroefmoer oog-oog / Tendeur oeil/oeil	-	13-42	-	
 **Swage stud with nut, right thread** Draadterminal met moer, rechtse draad / Tiges à sertir, pas à droite	-	13-43	-	
 **Swage stud with nut, left thread** Draadterminal met moer, linkse draad / Tiges à sertir, pas à gauche	-	13-44	-	
 **Swage stud with wood thread, right** Draadterminal houtdraad, rechtse draad / Tiges à sertir avec filetage bois, pas à droite	-	13-44	-	
 **Swage stud with wood thread, left** Draadterminal houtdraad, linkse draad / Tiges à sertir avec filetage bois, pas à gauche	-	13-44	-	
 **Welding stud, right thread** Laseind met draad, rechtse draad / Terminaison à souderavec filetage, pas à droite	-	13-44	-	
 **Welding stud, left thread** Laseind met draad, linkse draad / Terminaison à souder avec filetage, pas à gauche	-	13-44	-	
 **Eye terminal** Oogterminal / Embout à oeil à sertir	-	13-45	-	
 **T-Terminal** T-Terminal / Embout en T	-	13-46	-	
 **Back plate for T-terminal** Ankerplaat voor T-terminal / Plaque d'ancrage pour terminal en T	-	13-46	-	
 **Toggle terminal** Walsgaffel gebogen / Embout à chape articulée à sertir	-	13-47	-	
 **Fork terminal** Walsgaffel recht / Embout à chape fixe à sertir	-	13-47	-	
 **Milled fork terminal** Walsgaffel recht / Embout à chape fixe usinée à sertir	-	13-47	-	
 **Toggle with right thread** Walsgaffel, kogelgewricht / Embout à chape articulée filetée, pas à droite	-	13-48	-	
 **Toggle with left thread** Walsgaffel, kogelgewricht / Embout à chape articulée filetée, pas à gauche	-	13-48	-	

FABORY

	Steel	Stainless steel	Non-ferrous	Other
 **Toggle for turnbuckles** Gaffel met oog / Chape à œil	-	13-49	-	
 **Stay adjuster** Plaatspanner / Latte	-	13-49	-	
 **Pelican hook with thread** Pelikaanhaak met draad / Crochet pélican filetée	-	13-50	-	
 **Pelican hook** Pelikaanhaak / Crochet pélican	-	13-51	-	
 **Quick attach eye** Montageterminal met oog / Embout à oeil à setissage rapide	-	13-52	-	
 **Quick attach jaw** Montageterminal met vork / Embout à chape à setissage rapide	-	13-52	-	
 **Fast and bolt terminal** Montageterminal met knelsysteem / Terminaison filetée à sertissage rapide	-	13-53	-	
 **Wire rope, flexible 7x19** Draadkabel 7x19 flexibel / Câble extra souple, 7x19	-	13-54	-	
 **Wire rope, semi soft 7x7** Draadkabel 7x7 semi flexibel / Câble semi souple, 7x7	-	13-54	-	
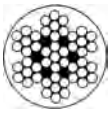 **Wire rope, PVC white coated, semi soft, 7x7** Draadkabel 7x7 semi-flexibel, PVC wit / Câble semi-souple gainé, 7x7, PVC blanc	-	13-54	-	
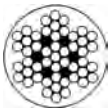 **Wire rope, PVC transparent coated, semi soft, 7x7** Draadkabel 7x7 semi-flexibel, pvc transparant / Câble semi-souple gainé, 7x7, PVC transparent	-	13-54	-	
 **Wire rope 1x19** Draadkabel 1x19 / Câble monotoron, 1x19	-	13-54	-	
 **Wire rope cutter** Kabelschaar / Cisaille pour câble	-	-	-	13-55
 **Thimble with bar** Puntkous met brug / Cosse cœur soudé	-	13-56	-	
 **Wire thimble** Puntkous / Cosse cœur	-	13-56	-	
 **Thimble heavy and closed** Puntkous, zware uitvoering / Cosse cœur forme arrondie	-	13-56	-	

	Steel	Stainless steel	Non-ferrous	Other
 **Nylon thimble** Puntkous, nylon / Cosse cœur en nylon	-	-	13-57	
 **Wire rope clip** Staaldraadklem / Serre-câble à étrier	-	13-58	-	
 **Egg shaped wire clamp** Staaldraadklem eivorm / Serre câble forme oeuf	-	13-58	-	
 **Duplex wire rope clip** Staaldraadklem dubbel / Serre câble plat double	-	13-58	-	
 **Simplex wire rope clip** Staaldraadklem enkel / Serre câble plat simple	-	13-58	-	
 **Copper ferrule** Draadklem koper / Manchon en cuivre	-	-	13-60	
 **Stainless steel ferrule** Draadklem rvs / Manchon en inox	-	13-60	-	
 **Aluminium ferrule** Draadklem aluminium / Manchon en aluminium	-	-	13-60	
 **Safety pin** Borgpin / Axe pour ridoir	-	13-62	-	
 **Ring catch** Klap pen met ring / Goupille clip	-	13-63	-	
 **Safety clevis pin** Borging met sleutel / Axe pour ridoir avec languette	-	13-63	-	
 **Fast pin** Borgpin met kogelzekering / Goupille à bille	-	13-63	-	
 **Security wire** Borgdraad met oog / Câble de sécurité avec œillet	-	13-64	-	
 **Bolt with security wire** Borgdraad met pin / Câble de sécurité avec goupille	-	13-64	-	
 **Spring cotter pin, single** Borgclip verend, enkel / Goupille bêta, simple	-	13-65	-	
 **Spring cotter pin, double** Borgclip verend, dubbel / Goupille bêta, double	-	13-65	-	

FABORY

	Steel	Stainless steel	Non-ferrous	Other
 **Cotter pin** Borgingsring / Anneau brisé	-	13-66	-	
 **Circle cotter pin** Zekeringsring / Anneau double brisé	-	13-66	-	
 **ESS Universal rail turnbuckle with quick attach terminal** ESS Universele kabelspanner / ESS Terminaison filetée universelle	-	13-66	-	
 **ESS Swage stud right thread** ESS Draadterminal rechtse draad / ESS Terminaison filetée, pas à droite	-	13-68	-	
 **ESS Swage stud left thread** ESS Draadterminal linkse draad / ESS Terminaison filetée, pas à gauche	-	13-69	-	
 **ESS Swage stud with internal right thread** ESS Binnendraadterminal rechtse draad / ESS Terminaison avec filetage interne, pas à droite	-	13-69	-	
 **ESS Swage stud with internal left thread** ESS Binnendraadterminal linkse draad / ESS Terminaison avec filetage interne, pas à gauche	-	13-69	-	
 **ESS Threaded jaw right thread** ESS Vork met draad, rechtse draad / ESS Embout à chape fixe, pas à droite	-	13-69	-	
 **ESS Threaded jaw left thread** ESS Vork met draad, linkse draad / ESS Embout à chape fixe, pas à gauche	-	13-69	-	
 **ESS Threaded eye right thread** ESS Oog met draad, rechtse draad / ESS Embout à oeil fixe, pas à droite	-	13-69	-	
 **ESS Threaded eye left thread** ESS Oog met draad, linkse draad / ESS Embout a oeil fixe, pas à gauche	-	13-70	-	
 **ESS Jaw with internal right thread** ESS Vork met binnendraad, rechtse draad / ESS Embout à chape fixe avec filetage interne, pas à droite	-	13-70	-	
 **ESS Jaw with internal left thread** ESS Vork met binnendraad, linkse draad / ESS Embout à chape fixe avec filetage interne, pas à droite	-	13-70	-	
 **ESS Body of turnbuckle** ESS Huls tussenstuk / ESS Cage fermé à ridoir	-	13-70	-	
 **ESS Screw terminal for self-assembly** ESS Schroefterminal zelf assemblage / ESS Terminaison filetée, auto-assemblage	-	13-70	-	
 **ESS Stud bolt right and left thread** ESS Studbolt, linkse en rechtse draad / ESS Terminaison filetée, pas à droite et pas à gauche	-	13-70	-	

	Steel	Stainless steel	Non-ferrous	Other
 **ESS Eye terminal** ESS Oogterminal / ESS Embout à oeil à sertir inox	-	13-71	-	
 **ESS Fork terminal** ESS Vorkterminal / ESS Embout à chape fixe à sertir	-	13-71	-	
 **ESS Cone terminal** ESS Terminal verzonken kop / ESS Teminaison tête plate à sertir	-	13-72	-	
 **ESS Dome head terminal** ESS Terminal bolcilinder kop / ESS Terminaison tête cylindrique	-	13-72	-	
 **ESS Dome case nut with internal thread and hexagon socket right thread** ESS Terminal met binnenzeskant en interne draad, rechts / ESS Terminaison TBHC avec filetage interne, pas à droite	-	13-72	-	
 **ESS Dowel screw with right thread** ESS Stokschroef met rechtse draad / ESS Goujon double filet, pas à droite	-	13-73	-	
ESS Dowel screw with left thread ESS Stokschroef met linkse draad / ESS Goujon double filet, pas à gauche	-	13-73	-	
 **ESS Nut for turnbuckle** ESS Moer voor spanner / ESS Écrou pour tendeur	-	13-74	-	
 **ESS Cross wire rope clip** ESS Kruisdraadklem / ESS Serre câble en croisillons	-	13-75	-	
 **ESS Solid ball with internal thread blank** ESS Massieve kogel met binnendraad / ESS Boule massive mate avec filetage intérieur	-	13-75	-	
 **ESS Solid ball with internal thread polished** ESS Massieve kogel met binnendraad, gepolijst / ESS Boule massive pôli avec filetage intérieur	-	13-76	-	
 **ESS Combination wall bracket** ESS Wandsteun / ESS Support mural pour câble	-	13-76	-	
 **ESS Combination ground plate** ESS Grondplaat / ESS Rondelle extra plate	-	13-77	-	
 **Hinge** Scharnier / Charnière	-	13-79	-	
 **Hinge type A+B** Scharnier type A+B / Charnière découpée, type A+B	-	13-79	-	
 **T-strap hinge** T-scharnier / Charnière en T	-	13-82	-	

FABORY

	Steel	Stainless steel	Non-ferrous	Other
 **Take-apart motor box hinge** Scharnier motorklep / Charnière demontable	-	13-86	-	
 **Hinge heavy duty** Scharnier zware uitvoering / Charnière lourde	-	13-86	-	
 **Hinge heavy duty, long** Scharnier zware uitvoering, lang / Charnière lourde, longe	-	13-86	-	
 **Two-part door hinge right or left** Deurscharnier 2-delig, rechts of links / Paumelle pour porte, droite ou gauche	-	13-89	-	
 **Two-part hinge right or left** Scharnier 2-delig, rechts of links / Paumelle, droite ou gauche	-	13-89	-	
 **Weld-on hinge** Lasscharnier / Charnière triple à souder	-	13-92	-	
 **Hinge, cast** Scharnier, gegoten / Charnière, coulé	-	13-95	-	
 **Hinge with thread, cast** Scharnier met draad, gegoten / Charnière de pont, coulé	-	13-98	-	
 **Covered hinge** Scharnieren met afdekking / Charnière avec cache de vis	-	13-100	-	
 **Continuous hinge** Pianoscharnier / Charnière á piano	-	13-101	-	
 **Hasp** Overslagsluiting / Fermeture à cadenas	-	13-102	-	
 **Hasp with lock** Overslagsluiting met slot / Fermeture avec cadenas	-	13-102	-	
 **Swivel hasp with lock** Spansluiting met slot / Sauterelle verrouillable	-	13-103	-	
 **Swivel hasp** Spansluiting / Sauterelle	-	13-104	-	
 **Tensor latch, lockable** Spansluiting, afsluitbaar / Fermeture à levier	-	13-104	-	
 **Snag** Spansluiting / Attache exentrique	-	13-104	-	

	Steel	Stainless steel	Non-ferrous	Other
 **Spring loaded door latch** Schuifgrendel deur, gelagerd / Verrou à ressort	-	13-105	-	
 **Spring loaded slide latch** Schuifgrendel, gelagerd / Verrou à ressort de glissière	-	13-105	-	
 **Locking hinge** Schuifgrendel / Fermeture targette	-	13-106	-	
 **Lifting ring with lock** Luiksluiting met slot / Poignée avec serrure	-	13-107	-	
 **Weatherproof slam latch** Luiksluiting, waterdicht / Poignée étanche	-	13-107	-	
 **Lifting ring** Luiksluiting / Poignée	-	13-107	-	
 **Gate hook** Windhaak / Crochet de porte	-	13-109	-	
 **Hook end, polished** Haak, gepolijst / Crochet poli	-	13-111	-	
 **Coat hook polished** Kledinghaak, gepolijst / Crochet porte manteau poli	-	13-111	-	
 **Coat hook** Kledinghaak / Crochet porte manteau	-	13-112	-	
 **Movable hook** Kledinghaak, zwenkbaar / Crochet mobile	-	13-112	-	
 **Coat hook foldable** Kledinghaak, inklapbaar / Crochet porte manteau pliant	-	13-112	-	
 **S-hook asymmetric** S-haak, asymmetrisch / Crochet en S asymétrique	-	13-114	-	
 **S-hook symmetric** S-haak, symmetrisch / Crochet en S symétrique	-	13-115	-	
 **S-hook with gate** S-haak met zekering / Crochet en S avec méchanisme de sécurité	-	13-115	-	
 **S-hook** S-haak / Crochet en S	-	13-115	-	

FABORY

	Steel	Stainless steel	Non-ferrous	Other
 **Plain cup hook** Schroefhaak / Crochet ouvert	-	13-116	-	
 **Awning eye** Luifeloog / Oeil de auvent	-	13-116	-	
 **Fender hook** Haak met zekering / Crochet	-	13-117	-	
 **Bracket end-polished** L-steun, gepolijst / Equerre poli	-	13-117	-	
 **Bracket** L-steun / Equerre	-	13-118	-	
 **Shock cord hook** Spiraalhaak / Crochet de corde	-	13-118	-	
 **Hook with thread** Haak met draad / Crochet fileté	-	13-119	-	
 **Transom mount ski tow** Waterskihaak / Crochet pour ski-nautique	-	13-120	-	
 **Door holder** Deurvanger / Bloqueur de porte	-	13-122	-	
 **Ball catch** Kogelsnapper / Bloqueur de porte à bille	-	13-122	-	
 **Magnet door holder** Deurvanger, magnetisch / Bloqueur de porte aimanté	-	13-122	-	
 **Magnet door holder with mounting plate** Deurstopper, magnetisch / Bloqueur de porte aimanté	-	13-122	-	
 **Adjustable door holder** Verstelbare deurvanger, magnetisch / Bloqueur de porte aimenté et réglable	-	13-122	-	
 **Adjustable magnet door holder with mounting plate** Verstelbare deurvanger, magnetisch / Bloqueur de porte magnétique et ajustable	-	13-122	-	
 **Magnetic barrel bolt swiveling, brass chrome plated** Verstelbare deurvanger, magnetisch messing verchroomd / Bloqueur de porte magnétique, orientable, laiton chromé	-	-	13-123	
 **Boat hook holder** Haakhouder / Support de cordage	-	13-123	-	

	Steel	Stainless steel	Non-ferrous	Other
 **Folding pad eye** Dek oog klapbaar / Cadène articulée	-	13-124	-	
 **Box handle** Kistgreep / Poignée pour caisse	-	13-124	-	
 **Triangle ring, welded and polished** Driehoekige ring, gelast en gepolijst / Anneau triangle, soudé et poli	-	13-126	-	
 **Ring, welded and polished** Ring, gelast en gepolijst / Anneau rond, soudé et poli	-	13-126	-	
 **D-ring, welded & polished** D-ring, gelast en gepolijst / Anneau semi circulaire, soudé et poli	-	13-127	-	
 **D-ring with bar** D-ring met brug / Anneau semi circulaire à barette	-	13-127	-	
 **Double layer D-ring** D-ring met brug / Anneau barette double	-	13-127	-	
 **Triangle with cross bar** Triangel met brug / Anneau triangle à barettes	-	13-127	-	
 **Two-part ring** Ring twee-delig / Anneau, 2 parties	-	13-127	-	
 **Two-part ring with snap fastener** Ring twee-delig met snapsluiting / Anneau, 2 parties, avec fermoir rapide	-	13-127	-	
 **Key ring** Sleutelring / Anneau de sécurité	-	13-128	-	
 **Oval ring heavy duty** Ovaalring zwaar / Anneau ovale version lourde	-	13-128	-	
 **Ring nail** Ringnagel / Piton à oeil avec anneau	-	13-128	-	
 **Handle end-polished** Handgreep, gepolijst / Poignée poli	-	13-129	-	
 **Handle** Handgreep / Poignée	-	13-130	-	
 **Chain DIN 766, short link** Ketting DIN 766, short link / Chaîne DIN 766, maillon court	-	13-131	-	

FABORY

	Steel	Stainless steel	Non-ferrous	Other
 **Chain DIN 763, long link** Ketting DIN 763, long link / Chaîne DIN 763, maillon long	-	13-131	-	
 **Pear shape quick link for chain** Karabijnhaak met snelsluiting, peervorm / Mousqueton rapide, type poire	-	13-132	-	
 **Quick link for chains** Noodschalm / Maillon rapide	-	13-132	-	

14 Riveting

	Steel	Stainless steel	Non-ferrous	Other
 **Blind rivet Multigrip, black, dome head** Platbolkop meerbereiks blindklinknagel, zwart / Rivet aveugle multi-serrage à tête plate, noir	-	-	14-4	
 **Blind rivet Standard, dome head** Platbolkop blindklinknagel / Rivet aveugle à tête plate	14-4	14-6	14-5	
 **Blind rivet Standard, large dome head** Grote platbolkop blindklinknagel / Rivet aveugle à tête plate large	-	-	14-8	
 **Blind rivet Standard, countersunk head** Verzonkenkop blindklinknagel / Rivet aveugle à tête fraisée	14-10	14-10	14-9	
 **Blind rivet Closed end, dome head** Platbolkop blindklinknagel, gesloten / Rivet aveugle à tête plate, étanche	14-12	14-13	14-12	
 **Blind rivet Closed end, countersunk head** Verzonkenkop blindklinknagel, gesloten / Rivet aveugle à tête fraisée, étanche	-	-	14-13	
 **Blind rivet Multigrip, dome head** Platbolkop meerbereiks blindklinknagel, / Rivet aveugle à tête plate, multi-serrage	14-15	14-15	14-14	
 **Blind rivet Multigrip, large dome head** Grote platbolkop meerbereiks blindklinknagel, / Rivet aveugle à tête plate large, multi-serrage	-	-	14-16	
 **Blind rivet Multigrip, extra large dome head** Extra grote platbolkop meerbereiks blindklinknagel, / Rivet aveugle à tête plate extra large, multi-serrage	-	-	14-17	
 **Blind rivet Multigrip, countersunk head** Verzonkenkop meerbereiks blindklinknagel, / Rivet aveugle à tête fraisée, multi-serrage	-	-	14-18	
 **Blind rivet Special for soft materials, dome head** Platbolkop blindklinknagel voor zachte materialen / Rivet aveugle à tête plate éclates, pour matièriaux doux	-	-	14-19	
 **Blind rivet Peel, dome head** Platbolkop blindklink spreidnagel / Rivet aveugle à tête plate éclates	-	-	14-20	

	Steel	Stainless steel	Non-ferrous	Other
 **Blind rivet High strength, dome head** Platbolkop structurele blindklinknagel / Rivet aveugle de structure à tête plate	14-21	14-23	-	
 **Blind rivet High strength, countersunk head** Verzonkenkop structurele blindklinknagel, Monobolt / Rivet aveugle de structure à tête fraisée, Monobolt	14-23	-	-	
 **Blind rivet High strength, dome head, Monobolt** Platbolkop structurele blindklinknagel, Monobolt / Rivet aveugle de structure à tête plate, Monobolt	14-25	14-25	14-25	
 **Blind rivet High strength, countersunk head, Monobolt** Verzonkenkop structurele blindklinknagel, Monobolt / Rivet aveugle de structure à tête fraisée, Monobolt	14-26	14-26	14-26	
 **Blind rivet Special for number plate with cap, dome head** Platbolkop spreidnagel met afdekkap, voor kentenkenplaten / Rivet aveugle éclaté avec capuchon, ouvert	-	-	14-27	
 **Blind rivet nut open, cylindrical head** Blindklinkmoer open, cilinderkop / Écrou noyé avec tête cylindrique	14-28	14-29	14-28	
 **Blind rivet nut open, half hex body, cylindrical head** Blindklinkmoer open, cilinderkop, halve zeskant schacht / Écrou noyé ouvert, tête cylindrique, corps demi-hexagonal	14-30	14-30	-	
 **Blind rivet nut closed, cylindrical head** Blindklinkmoer gesloten, cilinder kop / Écrou noyé fermé avec tête cylindrique	14-31	-	14-31	
 **Blind rivet nut open, countersunk head** Blindklinkmoer open, verzonken kop / Écrou noyé avec tête fraisée	14-32	14-33	14-32	
 **Blind rivet nut closed, countersunk head** Blindklinkmoer gesloten, verzonken kop / Écrou noyé fermé avec tête fraisée	14-34	-	-	
 **Blind rivet nut open, reduced countersunk head** Blindklinkmoer open, klein verzonken kop / Écrou noyé avec tête fraisée réduite	14-35	14-36	14-35	
 **Blind rivet nut open, half hex body, reduced countersunk head** Blindklinkmoer open, klein verzonken kop, halve zeskant schacht / Écrou noyé avec tête fraisée réduite fut hexagonal	14-37	14-36	-	
 **Blind rivet bolt** Blindklinkschroef / Goujon à sertir en aveugle	14-38	-	-	
 **Blind rivet hand tool** Blindklinknagel gereedschap / Outil pour rivet aveugle	-	-	-	14-39
 **Blind rivet hand tool, POP/AVDEL** Blindklinknagel gereedschap, POP/AVDEL / Outil pour rivet aveugle, POP/AVDEL	-	-	-	14-39
 **Blind rivet cordless tool, POP/AVDEL** Blindklinknagel accu gereedschap, POP/AVDEL / Avdel appareil de pose de batterie pour rivets aveugles, POP/AVDEL	-	-	-	14-39

FABORY

	Steel	Stainless steel	Non-ferrous	Other
 **Blind rivet pneumatic tool** Blindklinknagel gereedschap pneumatisch / Outil pneumatique pour rivet aveugle	-	-	-	14-40
 **Blind rivet pneumatic tool, POP/AVDEL** Blindklinknagel gereedschap, pneumatisch, POP/AVDEL / Outil pour rivet aveugle, pneumatique, POP/AVDEL	-	-	-	14-40
 **Blind rivet nut hand tool** Blindklinkmoer gereedschap / Outil pour écrous noyés	-	-	-	14-41
 **Blind rivet nut hand tool, POP/AVDEL** Blindklinkmoer handgereedschap, POP/AVDEL / Outil à main pour écrous noyés, POP/AVDEL	-	-	-	14-41
 **Blind rivet nut pneumatic tool** Blindklinkmoer gereedschap, pneumatisch / Outil pour écrous noyés, pneumatique	-	-	-	14-42
 **Blind rivet nut pneumatic tool, POP/AVDEL** Blindklinkmoer gereedschap, pneumatisch, POP/AVDEL / Outil pour écrous noyés, pneumatique, POP/AVDEL	-	-	-	14-42
 **Blind rivet cordless tool accessories** Blindklinknagel gereedschap accessoires / Accessoires d'outils pour rivet aveugle	-	-	-	14-42

15 Spacers and standoffs

	Steel	Stainless steel	Non-ferrous
 **Spacer with 2 x internal thread type H1200** Afstandsteun, 2 x binnendraad type H1200 / Entretoise, 2 x filetage intérieur type H1200	15-2	-	-
 **Spacer with internal thread and external thread type H1202** Afstandsteun, binnendraad en buitendraad type H1202 / Entretoise, filetage intérieur et extérieur type H1202	15-3	-	-
 **Reducer** Reduceerstuk / Raccord de réduction	15-4	-	-
 **Self-clinching blind stand off** Inpers afstandsteun, gesloten / Colonette borgne à sertir, aveugle	15-5	15-5	-
 **Self-clinching through stand off** Inpers afstandsteun, open / Colonette borgne à sertir, transversant	15-6	15-6	-

16 Thread repair and inserts

	Steel	Stainless steel	Non-ferrous	Other
 **Wire thread insert, Amecoil** Inzetschroefdraad, Amecoil / Filet rapporté, Amecoil	-	16-5	-	
 **Workshop kit wire thread insert, Amecoil** Werkplaatskoffer met inzetschroefdraad, Amecoil / Coffret d'atelier, Amecoil	-	16-7	-	
 **Repair kit with wire thread inserts, Amecoil** Schroefdraad reparatieset met inzetschroefdraad, Amecoil / Kit de réparation de filetage avec filet rapporté, Amecoil	-	16-10	-	
 **Machine oversized tap for wire thread insert, Amecoil** Machine oversized tap for wire thread insert, Amecoil / Machine oversized tap for wire thread insert, Amecoil	-	-	-	16-11
 **Machine tap for wire thread insert, Amecoil** Machinetap voor inzetschroefdraad, Amecoil / Taraud pour filet rapporté, Amecoil	-	-	-	16-12
 **Staged tap for spark plug wire thread inserts, Amecoil** Getrapte tap voor bougie inzetschroefdraad, Amecoil / Taraud étagé pour filet rapporté de bougie, Amecoil	-	-	-	16-13
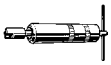 **Complete manual fitting tool, Amecoil** Indraai-handapparaat compleet, Amecoil / Appareil de pose complet, Amecoil	-	-	-	16-14
 **Multidimensional manual fitting tool, Amecoil** Multidimensionaal indraai-handapparaat, Amecoil / Appareil de pose complet, Amecoil	-	-	-	16-15
 **Nozzle and mandrel for manual fitting, Amecoil** Neusstuk en draadstift voor indraai-handapparaat, Amecoil / Nez et broche pour appareil de pose, Amecoil	-	-	-	16-16
 **Carrier adapter, Amecoil** Draadstift, Amecoil / Adaptateur, Amecoil	-	-	-	16-18
Tang breaking tool, Amecoil Drevel, Amecoil / Poinçon de rupture, Amecoil	-	-	-	16-19
 **Extractor, Amecoil** Uitdraaiapparaat, Amecoil / Extracteur, Amecoil	-	-	-	16-19
 **Assortiment wire thread inserts Rapid, V-Coil** Assortiment inzetschroefdraad Rapid, V-Coil / Assortiment filet rapporté Rapid, V-Coil	-	16-20	-	
 **Assortiment wire thread inserts, V-Coil** Assortiment inzetschroefdraad, V-Coil / Assortiment filet rapporté, V-Coil	-	16-21	-	
 **Thread repair kit, V-Coil** Schroefdraad reparatieset, V-Coil / Kit de réparation de filetage, V-Coil	-	16-22	-	
 **Thread repair kit Rapid, V-Coil** Schroefdraad reparatieset Rapid, V-Coil / Kit de réparation de filetage Rapid, V-Coil	-	16-23	-	

FABORY

	Steel	Stainless steel	Non-ferrous	Other
 **Thread repair kit for spark plugs, V-Coil** Schroefdraad reparatieset voor bougie schroefdaad, V-Coil / Kit de réparation de filetage bougie, V-Coil	-	16-24	-	
 **Assortment wire thread inserts, V-Coil** Assortiment inzetschroefdraad, V-Coil / Assortiment filet rapporté, V-Coil	-	16-25	-	
 **Tools for wire thread inserts, V-Coil** Gereedschap voor inzetschroefdraad, V-Coil / Outil pour filets rapportés, V-Coil	-	-	-	16-26
 **Tools for wire thread inserts Rapid, V-Coil** Gereedschap voor inzetschroefdraad Rapid, V-Coil / Outil pour filets rapportés Rapid, V-Coil	-	-	-	16-29
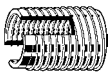 **Self-cutting threaded insert type 302** Zelfdraadsnijdende schroefdraadbus type 302 / Douille filetée autotaraudeuse 302	16-31	16-31	-	
 **Self-cutting threaded insert with hexagon socket type 302 2** Zelfdraadsnijdende schroefdraadbus met binnenzeskant type 302 2 / Douille filetée autotaraudeuse à six pans creux type 302 2	16-32	-	-	
 **Self-cutting threaded insert type 307** Zelfdraadsnijdende schroefdraadbus type 307 / Douille filetée autotaraudeuse type 307	16-34	-	-	
 **Self-cutting threaded insert type 308** Zelfdraadsnijdende schroefdraadbus type 308 / Douille filetée autotaraudeuse type 308	16-34	-	-	
 **Self-cutting threaded insert with hexagon socket type 308 2** Zelfdraadsnijdende schroefdraadbus met binnenzeskant type 308 2 / Douille filetée autotaraudeuse à six pans creux type 308 2	16-35	-	-	
 **Tool type 610 for self-cutting threaded inserts** Gereedschap type 610 voor zelfdraadsnijdende schroefdraadbus / Appareil de pose type 610 pour douilles filetées autotaraudeuses	-	-	-	16-36
 **Tool type 6102 for self-cutting threaded inserts with hexagon socket** Gereedschap type 6102 voor zelfdraadsnijdende schroefdraadbus met binnenzeskant / Appareil de pose type 6102 pour douilles filetées autotaraudeuses à six pans creux	-	-	-	16-37
 **Tool type 620 for self-cutting threaded inserts** Gereedschap type 620 voor zelfdraadsnijdende schroefdraadbus / Appareil de pose type 620 pour douilles filetées autotaraudeuses	-	-	-	16-38
 **Spare threaded pin for tool type 620** Schroefdraadstift voor gereedschap type 620 / Insert pour appareil de pose type 620	-	-	-	16-39
 **Thread insert for plastic broach-fix headed** Insert voor kunststof met kraag, Broach-Fix / Insert fileté avec tête pour plastique, Broach-Fix	-	-	16-39	
 **Thread insert for plastic expansion-fix headed** Insert voor kunststof met kraag, Expansion-Fix / Insert fileté avec tête pour plastique, Expansion-Fix	-	-	16-40	
 **Thread insert for plastic fin-fix headed** Insert voor kunststof met kraag, Fin-Fix / Insert fileté avec tête pour plastique, Fin-Fix	-	-	16-40	

	Steel	Stainless steel	Non-ferrous	Other
 **Thread insert for plastic heat-fix headed** Insert voor kunststof met kraag, Heat-Fix / Insert fileté avec tête pour plastique, Heat-Fix	-	-	16-41	
 **Thread insert for plastic sonic-fix headed** Insert voor kunststof met kraag, Sonic-Fix / Insert fileté avec tête pour plastique, Sonic-Fix	-	-	16-41	
 **Thread insert for plastic broach-fix unheaded** Insert voor kunststof, Broach-Fix / Insert fileté sans tête pour plastique, Broach-Fix	-	-	16-42	
 **Thread insert for plastic expansion-fix unheaded** Insert voor kunststof, Expansion-Fix / Insert fileté sans tête pour plastique, Expansion-Fix	-	-	16-42	
 **Thread insert for plastic fin-fix unheaded** Insert voor kunststof, Fin-Fix / Insert fileté sans tête pour plastique, Fin-Fix	-	-	16-43	
 **Thread insert for plastic flow-fix unheaded** Insert voor kunststof, Flow-Fix / Insert fileté sans tête pour plastique, Flow-Fix	-	-	16-43	
 **Thread insert for plastic heat-fix unheaded** Insert voor kunststof, Heat-Fix / Insert fileté sans tête pour plastique, Heat-Fix	-	-	16-44	
 **Thread insert for plastic sonic-fix unheaded** Insert voor kunststof, Sonic-Fix / Insert fileté sans tête pour plastique, Sonic-Fix	-	-	16-44	
 **Thread insert for plastic tech-fix unheaded** Insert voor kunststof, Tech-Fix / Insert fileté sans tête pour plastique, Tech-Fix	-	-	16-45	
 **Thread insert for plastic thread-fix unheaded** Insert voor kunststof, Thread-Fix / Insert fileté sans tête pour plastique, Thread-Fix	-	-	16-45	

Group Index

FABORY

Group	Page
0	
01000	1-3
01010	1-32
01030	1-122
01036	1-113
01040	1-84
01041	1-84
01046	1-86
01047	1-74
01049	1-94
01050	1-94
01055	1-94
01060	1-27
01061	1-27
01062	1-27
01063	1-28
01070	1-64
01071	1-64
01080	1-114
01085	1-124
01087	1-92
01090	1-118
01091	1-118
01095	1-117
01096	1-120
01097	1-121
01098	1-117
01100	3-15
01103	3-4
01104	3-4
01105	3-4
01110	3-15
01120	3-26
01130	3-26
01149	3-56
01150	3-56
01155	3-56
01200	1-3
01210	1-32
01221	1-3
01222	1-70
01224	1-3
01226	1-3
01232	1-72
01235	1-32
01236	1-32
01237	1-32
01238	1-61
01242	1-64
01243	1-27
01244	1-28
01247	1-64
01255	1-87
01258	1-91
01275	10-173
01276	10-173
01277	10-176
01278	10-176
01300	3-15
01301	3-4
01310	3-15
01323	3-4
01325	3-15
01327	3-4
01328	3-4
01330	3-26
01335	3-12
01336	3-15
01337	3-4
01338	3-4
01345	3-12
01400	1-3
01405	1-70
01410	1-32
01415	1-72
01420	1-3
01430	1-32
01500	3-15
01510	3-4
01560	3-15
01580	3-35
01583	3-31
01584	3-31
01585	3-35
01586	3-35
01587	3-31
01588	3-31
01590	3-40
01591	3-40
01592	3-43
01593	3-43
01594	3-41
01595	3-41
01596	3-41
01597	3-43
01598	3-43
01599	3-41
01600	3-41
01601	3-43
01605	3-96
03000	1-162
03010	1-163
03060	3-177
03150	3-182
03400	1-163
03410	1-164
03450	3-182
03460	3-176
03600	3-176
04005	1-77
04025	1-80
04035	1-81
04100	1-3
04101	1-3
04102	1-3
04105	1-3
04108	1-3
04110	1-32
04112	1-32
04115	1-32
04116	1-32
04118	1-32
04119	3-15
04120	3-15
04121	3-15
04124	3-4
04125	3-15
04127	3-4
04128	3-4
04130	3-4
04131	3-4
04132	1-87
04135	1-89
04137	1-87
04138	1-93
04140	1-92
04145	1-86
04148	1-122
04149	1-123
04160	1-28
04161	1-28
04162	1-28
04163	1-28
04165	1-28
04166	1-28
04170	1-64
04171	1-64
04172	1-64
04173	1-64
04176	1-64
04177	1-64
04180	3-26
04181	3-26
04182	3-26
04185	3-12
04186	3-12
04190	3-15
04193	3-29
04210	1-77
04225	1-80
04237	1-81
04240	1-82
04250	1-83
04400	1-96
04405	1-96
04410	1-96
06000	1-153
06070	3-175
06080	3-175
07000	2-3
07010	2-27
07015	2-3
07021	2-3
07023	2-3
07025	2-3
07030	2-34
07031	2-34
07035	2-25
07036	2-25
07040	2-25
07041	2-25
07051	2-34
07055	2-34
07060	2-3
07065	2-3
07067	2-3
07070	2-27
07071	2-27
07080	2-30
07090	2-30
07091	2-41
07095	2-39
07105	2-30
07111	2-61
07117	2-63
07141	2-57
07144	2-57
07150	2-52
07151	2-52
07160	2-3
07165	2-40
07200	2-128
07210	2-102
07250	2-107
07290	2-56
07400	2-43
07405	2-43
07407	2-43
07450	2-51
07465	2-43
07470	2-43
07473	2-43
07620	2-87
07621	2-87
07640	2-85
07641	2-85
07650	2-84
07651	2-84
07660	2-82
07661	2-82
07665	2-89
07670	2-92
07673	2-89
07680	2-90
07681	2-90
07687	2-92
07690	2-94
07693	2-95
07695	2-94
07760	2-130
07800	2-70
07801	2-70
07810	2-64
07812	2-68
07813	2-69
07814	2-69
07820	2-73
07821	2-73
07840	2-77
07850	2-77
07852	2-81
07860	2-64
07890	2-80
07940	2-129
08000	1-98
08005	1-76
08006	1-111
08007	1-112
08040	1-102
08070	1-110
08085	6-231
08100	3-30
08110	3-30
08200	1-98
08206	1-111
08215	6-64
08250	1-102
08260	1-114
08280	6-231
08290	6-281
08310	1-105
08320	1-105
08405	1-98
08410	1-105
08415	6-64
08420	1-102
08440	1-76
08445	1-76
08450	6-231
08750	1-3
08751	1-3
08753	1-68
08760	1-32
08761	1-32
08762	1-69
08770	1-74
08771	1-74
08772	1-74
08781	3-4
08782	3-4
08785	3-4
09561	8-46
09700	8-27
1	
11000	3-15
11001	3-15
11007	3-26
11008	3-15
11009	3-26
11040	3-15
11042	3-15
11045	3-4
11060	3-35
11070	3-38
11071	3-33
11073	3-33
11074	3-38
11075	3-38
11080	3-45
11120	3-108
11122	3-12
11123	3-12
11140	3-108
11200	3-176
11300	3-15
11301	3-4

FABORY

Group Index

Group	Page	Group	Page	Group	Page	Group	Page	Group	Page	Group	Page
11303	3-4	12022	3-95	12530	3-90	15020	10-191	16207	10-89	17022	5-33
11304	3-4	12030	3-92	12531	3-90	15060	10-191	16208	10-87	17023	5-33
11355	3-35	12035	3-92	12600	3-69	15070	10-191	16209	10-89	17080	5-39
11360	3-35	12036	3-92	12663	3-69	15080	10-191	16210	6-292	17119	5-37
11365	3-31	12040	3-92	12664	3-70	15110	10-191	16211	10-90	17120	5-37
11380	3-38	12060	3-98	12858	3-78	15113	10-191	16212	3-129	17123	5-36
11382	3-35	12080	3-99	12870	3-58	15115	10-191	16213	10-83	17125	5-38
11385	3-33	12085	3-97	12885	3-78	15900	12-147	16214	10-84	17140	5-38
11386	3-33	12161	3-168	12886	3-78	15905	12-147	16221	4-83	17145	5-39
11393	15-4	12300	3-62	12910	3-78	15910	12-150	16225	10-85	17199	5-34
11396	15-2	12301	3-59	12911	3-78	15915	12-150	16226	10-77	17200	5-34
11398	15-3	12305	3-59	12912	3-80	15916	12-150	16227	10-91	17203	5-34
11400	3-46	12307	3-62	12914	3-77	15920	12-153	16228	10-91	17210	5-36
11401	3-112	12310	3-62	12915	3-80	15925	12-153	16229	10-86	17220	5-34
11408	3-49	12320	3-66	12920	3-75	15930	12-153	16250	3-120	17243	5-50
11411	3-46	12321	3-61	12921	3-75	15935	12-156	16260	3-118	17260	5-48
11412	3-46	12340	3-178	12923	3-75	15940	12-159	16270	3-118	17261	5-48
11417	3-46	12348	3-62	12930	3-75	15945	12-157	16280	3-180	17262	5-48
11418	3-46	12349	3-62	12931	3-75	15950	12-158	16295	6-272	17310	5-42
11432	10-179	12354	3-66	12935	3-77	16000	5-11	16300	3-104	17320	5-40
11433	10-179	12360	3-66	13100	3-86	16010	5-11	16405	3-105	17380	5-47
11435	10-181	12385	3-81	13190	3-88	16040	5-56	16410	3-105	17420	5-31
11436	10-180	12400	3-179	13200	3-87	16100	5-13	16415	3-107	17443	5-46
11437	10-181	12410	3-62	14000	3-126	16110	5-13	16450	3-74	17445	5-45
11438	10-174	12440	3-71	14020	3-125	16140	5-57	16500	3-100	17447	5-46
11439	10-174	12445	3-71	14100	10-119	16151	5-14	16501	3-103	17545	5-32
11440	10-177	12447	3-72	14110	10-119	16152	5-16	16510	3-100	17567	5-50
11441	10-177	12460	3-54	14200	3-128	16153	5-15	16517	3-100	17571	5-46
11490	3-89	12465	3-51	14210	3-128	16154	5-16	16540	3-179	17576	5-43
11560	3-133	12470	3-57	14230	3-127	16160	5-17	16649	6-273	17596	5-44
11571	3-115	12471	3-57	14411	10-115	16161	5-17	16650	6-273	17620	5-32
11572	3-115	12474	3-57	14420	10-190	16170	5-18	16659	6-275	17690	5-31
11575	3-117	12478	3-129	14421	15-5	16172	5-21	16660	6-275	17902	12-71
11590	3-50	12479	3-129	14422	15-6	16177	5-20	16679	3-122	17912	12-70
11598	3-50	12480	10-186	14425	10-190	16178	5-20	16680	3-122	18040	8-104
11609	3-52	12482	10-187	14439	10-116	16180	5-6	16689	3-123	18060	8-105
11610	3-52	12484	10-187	14440	10-117	16181	5-6	16690	3-123	18120	8-102
11613	3-52	12485	3-81	14441	10-122	16182	5-9	16711	5-24	18140	8-103
11740	3-141	12486	10-188	14442	10-121	16190	5-3	16713	5-24	18570	8-101
11750	3-142	12487	10-188	14443	10-120	16191	5-4	16715	5-26	18600	8-106
11771	3-111	12491	3-83	14444	10-119	16193	10-46	16717	5-26	2	
11772	3-111	12492	3-83	14445	10-121	16194	10-47	16728	5-28	20000	6-263
11785	3-118	12493	3-83	14446	10-118	16196	10-82	16733	5-30	20010	6-258
11789	3-73	12495	3-85	14450	10-124	16197	10-47	16812	5-22	20011	6-258
11790	3-73	12501	3-83	14451	10-125	16198	10-48	16813	5-23	20015	6-268
11795	3-114	12502	3-83	14456	10-124	16199	10-48	16817	5-25	20030	6-261
11840	3-143	12505	3-85	14457	10-123	16202	10-76	16829	5-27	20040	6-266
11860	3-146	12510	3-68	14483	10-123	16203	10-83	16831	5-29	20045	6-271
12000	3-92	12511	3-68	14484	10-122	16204	10-84	16833	5-30	20050	6-264
12010	3-92	12515	3-68	15000	10-191	16205	10-86	16837	3-130	20051	6-264
12020	3-95	12529	3-90	15010	10-191	16206	10-87	17020	5-32	20055	6-267

Group Index

FABORY

Group	Page	Group	Page	Group	Page	Group	Page	Group	Page	Group	Page
20056	6-267	20640	8-99	22384	4-62	23640	4-69	24770	3-109	26600	6-126
20106	4-2	20650	8-99	22385	4-62	23660	4-69	24811	6-30	26615	6-126
20110	4-15	20660	8-99	22386	4-62	24210	6-65	24812	6-30	26620	6-123
20130	4-3	20661	8-99	22387	4-62	24220	6-66	24813	6-62	26640	6-125
20132	4-3	20663	8-88	22388	4-62	24402	6-6	24845	6-37	26660	6-137
20135	4-3	20710	8-97	22392	4-62	24412	6-14	24862	6-29	26661	6-163
20140	4-2	20720	8-98	22393	4-62	24422	6-46	24865	6-64	26670	6-137
20145	4-2	20750	8-99	22394	4-62	24425	6-46	24874	6-29	26680	6-128
20147	4-2	21500	4-75	22396	4-62	24500	6-6	24905	6-56	26690	6-128
20150	4-3	21510	4-75	22397	4-62	24501	6-6	24906	6-56	26700	6-133
20155	4-3	21520	4-75	22398	4-62	24503	6-6	24991	6-284	26760	6-137
20157	4-3	21521	4-75	22399	4-62	24517	6-6	24992	6-284	26764	6-177
20160	4-2	21525	4-75	22430	4-36	24519	6-6	24995	6-294	26765	6-143
20165	4-3	21527	4-75	22432	4-36	24520	6-6	25110	6-219	26766	6-143
20170	4-3	21530	4-71	22445	4-39	24521	6-6	25130	6-223	26767	6-143
20200	4-2	21540	4-82	22480	4-62	24538	6-14	25710	6-222	26768	6-177
20220	4-2	21545	4-71	22482	4-62	24539	6-14	25750	10-144	26769	6-174
20230	4-2	21546	4-71	22486	4-62	24540	6-14	25751	10-144	26770	6-128
20235	4-16	21550	4-71	22488	4-62	24544	6-57	25755	10-163	26772	6-175
20240	4-29	21551	4-71	22490	4-62	24545	6-57	25760	10-141	26773	6-175
20252	4-29	21560	4-71	22492	4-62	24566	6-20	25766	10-143	26780	6-133
20295	4-2	21570	4-80	22496	4-62	24569	6-37	25860	6-281	26820	6-186
20300	4-2	21571	4-80	22498	4-62	24570	6-20	25862	6-281	26850	6-164
20303	4-2	22060	4-35	22529	4-40	24575	6-59	26000	6-126	26852	6-165
20325	4-2	22080	4-39	22530	4-40	24630	6-24	26040	6-125	26855	6-166
20330	4-2	22082	4-39	22531	4-40	24635	6-24	26080	6-151	26857	6-167
20355	4-16	22085	4-39	22532	4-40	24640	6-24	26083	6-151	26860	6-168
20360	4-16	22086	4-39	22534	4-40	24646	6-54	26100	6-126	26865	6-169
20370	4-2	22090	4-39	22538	4-40	24647	6-54	26180	6-151	26870	6-173
20372	4-3	22092	4-39	22539	4-40	24648	6-55	26200	6-137	26871	6-173
20375	4-2	22100	4-18	22544	4-40	24649	6-55	26210	6-137	26873	6-176
20376	4-3	22180	4-25	22551	4-40	24650	6-28	26220	6-128	26874	6-176
20378	4-16	22190	4-25	22700	1-62	24655	6-60	26240	6-133	26910	10-140
20380	4-2	22200	4-36	22705	1-62	24657	6-60	26300	6-143	27000	6-100
20390	4-2	22205	4-36	22720	1-62	24660	6-30	26403	6-137	27005	6-101
20395	4-3	22210	4-36	22725	1-62	24661	6-30	26404	6-137	27010	6-85
20409	4-2	22280	4-62	22735	1-62	24662	6-30	26430	6-128	27030	6-89
20410	4-2	22284	4-62	22750	1-143	24663	6-62	26453	6-133	27100	6-86
20420	4-34	22288	4-62	22755	1-143	24665	6-30	26501	6-148	27105	6-91
20430	4-34	22290	4-62	22760	1-143	24668	6-75	26503	6-148	27160	6-87
20460	4-30	22294	4-62	22765	1-143	24670	6-37	26505	6-148	27165	6-90
20464	4-30	22298	4-62	22770	1-143	24671	6-37	26521	6-145	27180	6-88
20466	4-30	22325	4-40	22780	1-143	24672	6-37	26523	6-145	27410	14-50
20470	4-31	22326	4-40	23015	1-3	24677	6-49	26525	6-145	28100	6-153
20474	4-32	22366	4-36	23020	1-3	24678	6-61	26550	6-97	28103	6-153
20476	4-31	22372	4-36	23030	1-32	24690	6-43	26551	6-95	29240	6-203
20478	4-32	22374	4-36	23035	1-32	24691	6-43	26554	6-102	29248	6-203
20480	4-33	22375	4-36	23510	4-68	24692	6-43	26555	6-99	29310	6-207
20610	8-99	22378	4-36	23530	4-68	24700	3-133	26558	6-96	29340	6-201
20620	8-99	22382	4-62	23550	4-68	24768	3-109	26559	6-103	29345	6-201
20630	8-99	22383	4-62	23620	4-69	24769	3-109	26560	6-104	29346	6-209

FABORY

Group Index

Group	Page	Group	Page	Group	Page	Group	Page	Group	Page	Group	Page
29385	6-205	30596	8-94	33410	14-20	36215	7-138	37310	7-123	38134	7-5
29390	6-282	30650	12-5	33600	14-11	36230	7-140	37320	7-81	38135	7-5
29570	6-289	30660	12-10	33610	14-11	36233	7-141	37400	7-82	38136	7-5
29580	6-290	30664	12-10	33620	14-13	36239	7-142	37420	7-82	38137	7-5
3		30666	12-19	33650	14-11	36250	7-143	37430	7-82	38138	7-5
30000	6-212	30667	12-12	33670	14-11	36251	7-143	37441	7-82	38139	7-5
30015	6-212	30668	12-22	33695	14-11	36252	7-143	37460	7-85	38140	7-8
30025	6-213	30669	12-23	33900	14-15	36265	7-139	37480	7-85	38152	7-8
30040	6-213	30900	12-108	34110	14-2	36270	7-107	37500	7-86	38154	7-8
30100	6-215	30901	12-108	34113	14-8	36273	7-107	37520	7-86	38157	7-8
30115	6-215	30902	12-108	34120	14-9	36300	7-109	37560	7-89	38160	7-17
30125	6-216	30903	12-110	34121	14-19	36302	7-109	37580	7-88	38161	7-14
30140	6-216	30904	12-110	34125	14-14	36303	7-110	37590	7-88	38180	7-17
30250	6-217	30905	12-121	34126	14-16	36307	7-114	37810	7-149	38181	7-14
30300	6-190	30906	12-124	34128	14-18	36325	7-94	37815	7-148	38183	7-14
30305	6-190	30907	12-124	34130	14-2	36326	7-94	37816	7-145	38184	7-14
30320	6-193	30908	12-122	34140	14-9	36390	7-91	37820	7-149	38185	7-14
30325	6-194	30950	11-19	34150	14-2	36395	7-91	37825	7-144	38188	7-14
30350	6-191	31100	6-182	34180	14-2	36396	7-91	37830	7-151	38190	7-17
30365	6-192	31120	6-180	34184	14-9	36397	7-91	37840	7-152	38195	7-17
30380	6-195	31140	6-178	34185	14-15	36411	7-91	37845	7-153	38200	7-4
30400	6-197	31230	6-182	34186	14-2	36420	7-93	37900	7-104	38205	7-4
30410	6-196	31235	6-182	34190	14-2	36425	7-93	37901	7-105	38209	7-32
30415	6-196	31250	6-180	34200	14-9	36450	7-116	37910	7-104	38210	7-32
30500	8-4	31255	6-180	34205	14-14	36460	7-118	37920	7-106	38212	7-32
30502	8-11	31256	6-178	34250	14-17	37000	7-67	37979	7-102	38215	7-30
30505	8-13	31260	6-178	34310	14-2	37020	7-67	37980	7-95	38216	7-30
30509	8-36	31282	6-180	34320	14-22	37024	7-67	37981	7-99	38217	7-30
30510	8-30	31290	6-89	34330	14-22	37025	7-67	37982	7-97	38220	7-32
30530	8-20	31310	6-257	34350	14-24	37030	7-67	37983	7-100	38230	7-39
30531	8-20	31411	6-188	34500	14-25	37040	7-66	37984	7-103	38232	7-39
30532	8-20	31416	6-188	34501	14-26	37045	7-66	37985	7-95	38235	7-41
30537	8-16	31426	6-189	34502	14-26	37046	7-66	37986	7-97	38236	7-35
30539	8-19	31445	6-184	34503	14-26	37050	7-66	37990	7-101	38240	7-39
30550	8-69	31460	6-187	34504	14-25	37065	7-67	38031	7-8	38245	7-41
30551	8-69	31480	6-185	34505	14-25	37073	7-74	38043	7-22	38249	7-20
30552	8-69	31535	6-189	35155	14-39	37075	7-74	38045	7-22	38250	7-20
30553	8-69	31536	6-189	35156	14-39	37080	7-74	38053	7-24	38263	7-19
30554	8-78	31640	6-189	35165	14-39	37100	7-76	38055	7-24	38265	7-19
30564	8-41	31702	6-287	35770	14-40	37115	7-77	38063	7-26	38266	7-29
30565	8-41	31705	6-286	35800	14-39	37120	7-77	38065	7-26	38267	7-29
30569	8-35	31710	6-286	35801	14-42	37160	7-78	38073	7-27	38270	7-46
30570	8-45	31711	6-286	35805	14-40	37165	7-78	38075	7-27	38271	7-48
30575	8-53	31720	6-286	36000	7-129	37200	7-70	38081	7-8	38275	7-46
30576	8-53	31780	6-288	36003	7-131	37220	7-70	38093	7-8	38280	7-46
30577	8-53	31781	6-288	36010	7-129	37240	7-73	38100	7-8	38281	7-48
30579	8-57	31810	6-182	36030	7-137	37260	7-74	38125	7-8	38290	7-42
30580	8-91	31820	6-180	36050	7-134	37265	7-90	38130	7-8	38291	7-42
30581	8-91	32635	14-21	36060	7-134	37282	7-90	38131	7-5	38300	7-38
30585	8-85	32642	14-23	36200	7-136	37300	7-80	38132	7-5	38310	7-38
30595	8-93	33190	14-2	36201	7-136	37302	7-80	38133	7-5	38320	7-38

Group Index

FABORY

Group	Page	Group	Page	Group	Page	Group	Page	Group	Page	Group	Page
38400	7-36	38883	7-154	43010	12-8	43286	12-33	45280	3-16	47210	2-87
38410	7-36	38885	7-154	43011	12-8	43287	12-33	45300	3-86	47215	2-90
38420	7-49	38887	7-154	43019	12-11	43295	12-112	45390	9-26	47220	2-92
38430	7-49	38900	12-105	43020	12-9	43299	12-112	45398	10-182	47300	3-105
38438	7-49	38950	12-105	43024	12-14	43310	12-110	45425	6-37	47340	3-100
38444	7-49	38958	7-54	43025	12-18	43317	12-108	45445	6-30	47360	3-100
38490	7-43	38959	7-54	43026	12-18	43324	12-118	45790	7-67	47361	3-100
38495	7-43	39000	9-11	43030	12-23	43325	12-118	45810	1-33	47390	3-111
38500	7-43	39011	9-14	43033	12-15	43330	12-112	45850	3-16	47480	6-273
38520	7-45	39012	9-15	43055	12-22	43331	12-112	45910	1-33	47490	6-275
38540	7-45	39015	9-13	43062	12-13	43332	12-112	45920	3-16	47500	3-122
38583	7-56	39060	9-35	43063	12-13	43333	12-112	45921	3-4	47510	3-123
38585	7-57	39070	9-2	43065	12-16	43334	12-112	45930	7-8	47511	3-123
38590	7-57	39078	9-8	43074	12-16	43335	12-112	45940	4-3	47530	6-292
38600	7-56	39080	9-6	43076	12-17	43336	12-112	46010	1-33	47550	3-118
38601	7-56	39090	9-9	43080	12-6	43337	12-112	46011	1-33	47560	3-118
38602	7-56	39100	9-37	43081	12-6	43338	12-112	46015	1-4	47570	3-180
38650	7-124	39105	9-37	43110	12-19	43339	12-112	46040	3-62	47580	9-26
38651	7-124	39140	9-31	43111	12-19	43340	12-112	46041	3-59	47581	9-28
38670	7-119	39150	9-34	43115	12-21	43341	12-112	46050	1-105	47700	10-115
38671	7-119	39200	9-57	43205	12-7	43342	12-112	46060	1-33	47711	10-125
38683	7-120	39220	9-56	43213	12-106	43343	12-112	46090	4-3	47715	10-126
38684	7-120	39250	9-53	43214	12-107	43344	12-112	46181	5-6	47720	10-126
38685	7-122	39270	9-52	43215	12-21	43345	12-112	46210	1-164	47750	10-126
38690	7-126	39310	9-46	43241	12-25	43346	12-112	46290	4-29	47780	10-127
38691	7-126	39350	9-46	43246	12-24	43347	12-112	46600	6-258	47790	10-127
38740	7-4	39400	14-43	43250	12-26	43348	12-112	46601	6-268	47792	3-132
38759	7-52	39410	14-46	43255	12-27	43349	12-112	46603	6-261	47793	3-131
38760	7-52	39415	14-49	43256	12-27	43351	12-112	46605	6-270	47796	10-128
38765	7-51	39420	14-48	43258	12-30	43352	12-112	47000	3-16	48020	6-6
38793	7-64	39608	9-50	43260	12-28	43353	12-112	47001	3-26	48040	6-24
38796	7-64	39631	9-51	43261	12-28	43354	12-119	47005	3-12	48170	6-14
38801	7-154	39700	9-16	43262	12-28	43355	12-119	47015	3-4	48180	6-20
38802	7-154	39710	9-17	43265	12-30	43356	12-119	47030	3-35	48210	6-65
38803	7-154	39720	9-19	43266	12-32	43357	12-119	47031	3-35	48220	6-66
38805	7-154	39730	9-21	43267	12-32	45008	2-43	47035	3-31	48520	6-6
38806	7-154	39740	9-23	43270	12-26	45010	1-33	47036	3-31	48530	6-24
38807	7-154	39750	9-25	43271	12-26	45070	4-3	47037	3-33	48550	6-14
38808	7-154	39760	9-26	43272	12-29	45080	3-16	47040	3-41	48570	6-20
38810	7-154	39765	9-29	43273	12-29	45082	3-4	47041	3-43	48571	6-20
38812	7-154	39770	9-30	43274	12-29	45110	3-62	47050	3-16	48575	6-59
38814	7-154	39780	9-28	43275	12-34	45140	10-137	47051	3-16	49210	6-219
38816	7-154	39795	9-43	43276	12-35	45150	7-24	47055	3-4	49230	6-223
38840	7-160	39797	9-44	43277	12-35	45184	7-8	47056	3-4	49250	6-227
38869	7-154	39798	9-45	43279	12-31	45191	7-61	47061	3-4	49310	6-219
38871	7-154	4		43280	12-26	45192	7-61	47100	3-176	49330	6-223
38873	7-154	41000	11-2	43281	12-26	45193	7-61	47170	3-142	49350	6-227
38874	7-154	41010	11-11	43282	12-29	45205	2-3	47195	3-46	49351	6-227
38875	7-154	41020	11-20	43283	12-33	45208	2-43	47200	2-82	49352	6-227
38877	7-154	41030	11-20	43284	12-33	45210	1-33	47201	2-84	5	
38881	7-160	41040	11-21	43285	12-33	45270	4-3	47205	3-182	50040	7-17

FABORY

Group Index

Group	Page	Group	Page	Group	Page	Group	Page	Group	Page	Group	Page
50041	7-14	51030	2-52	51120	6-6	51300	6-37	51468	7-91	51599	10-150
50042	7-14	51034	10-171	51121	6-6	51302	6-37	51480	14-46	51600	6-126
50060	7-8	51036	10-149	51122	2-42	51305	6-49	51490	14-43	51620	6-123
50065	7-8	51037	10-152	51123	3-81	51320	6-43	51500	1-105	51640	6-125
50090	7-20	51038	10-148	51124	3-115	51322	6-43	51501	1-108	51650	6-151
50095	7-19	51039	10-152	51128	3-134	51325	6-52	51503	6-275	51651	6-154
50100	7-20	51040	2-30	51140	6-24	51327	6-95	51505	1-115	51652	6-161
50131	7-5	51041	2-60	51142	6-53	51329	6-96	51506	1-116	51653	6-155
50150	7-17	51042	2-34	51160	3-26	51330	6-97	51520	7-74	51660	6-137
50165	7-32	51044	2-61	51162	3-15	51331	6-99	51530	7-32	51661	6-137
50170	7-126	51047	2-51	51166	3-38	51339	6-182	51531	7-30	51663	6-162
50200	14-43	51050	2-3	51170	4-31	51340	6-30	51532	7-49	51664	6-148
50201	14-46	51051	2-27	51178	3-126	51342	6-30	51533	7-42	51667	10-139
50205	10-182	51052	2-40	51180	3-125	51345	6-46	51534	7-52	51668	10-140
50206	10-184	51060	2-43	51182	3-127	51350	10-136	51535	7-54	51669	10-170
50207	10-185	51064	4-3	51183	3-128	51370	7-149	51540	7-124	51670	6-137
50210	9-46	51068	4-3	51190	10-182	51371	7-146	51546	10-138	51671	10-142
50230	10-136	51070	4-3	51191	10-184	51372	7-148	51550	7-77	51672	10-162
50260	10-136	51071	4-3	51200	3-181	51373	7-146	51551	7-78	51673	10-161
50280	10-136	51072	4-3	51207	6-54	51380	3-105	51552	7-57	51674	10-163
50300	7-61	51074	4-3	51208	6-55	51390	7-70	51554	7-57	51675	10-164
50301	7-61	51076	4-30	51209	6-284	51400	3-100	51555	7-57	51676	6-143
50302	7-61	51077	4-30	51210	6-20	51405	3-74	51556	7-57	51677	6-143
50303	7-61	51080	3-15	51211	10-157	51409	3-100	51557	7-57	51680	6-128
50332	7-63	51081	3-4	51212	10-128	51410	7-36	51560	9-11	51681	6-128
50333	7-63	51082	3-15	51215	6-27	51415	7-46	51562	6-218	51683	6-145
50334	7-63	51083	10-174	51216	10-158	51416	7-22	51569	10-166	51689	6-133
50340	7-9	51084	10-177	51220	3-92	51417	7-24	51570	10-156	51690	6-133
50370	14-43	51085	3-15	51221	3-41	51418	7-26	51571	10-155	51693	6-158
50380	14-46	51086	3-141	51222	3-43	51419	7-27	51572	10-154	51700	9-46
50381	14-48	51088	3-108	51223	10-86	51420	7-8	51573	10-153	51710	3-86
50390	9-46	51089	3-15	51224	3-98	51422	6-293	51574	10-151	51718	3-69
50500	7-75	51090	3-35	51225	3-96	51423	7-65	51577	7-41	51720	3-82
50525	7-67	51092	3-38	51226	10-187	51425	7-5	51578	10-147	51726	3-62
50540	7-82	51093	3-35	51227	15-5	51427	7-14	51580	9-2	51728	3-62
50670	14-43	51095	3-109	51228	15-6	51428	9-41	51582	9-21	51729	3-62
50680	14-46	51096	10-181	51229	10-190	51430	9-33	51583	9-23	51730	3-62
50685	14-48	51097	10-179	51230	2-73	51431	9-35	51585	9-17	51734	3-55
50900	7-161	51098	3-111	51240	2-64	51435	7-130	51586	9-19	51735	3-90
51000	1-3	51100	3-15	51250	2-70	51437	7-134	51587	9-25	51738	3-54
51001	1-3	51101	3-49	51260	2-77	51440	7-136	51588	10-149	51739	3-66
51010	1-32	51102	10-83	51270	4-75	51445	7-140	51589	9-26	51740	5-5
51011	1-32	51104	10-84	51280	4-71	51446	7-141	51590	7-39	51742	5-19
51012	1-61	51106	3-46	51285	4-80	51447	7-107	51591	10-164	51743	5-21
51014	1-91	51107	10-172	51287	5-41	51448	7-112	51592	10-165	51748	6-242
51018	1-90	51108	3-50	51289	6-56	51450	7-67	51593	10-145	51749	6-245
51020	2-27	51110	6-14	51290	6-266	51456	7-80	51594	10-146	51750	6-203
51021	10-170	51111	6-14	51291	6-263	51458	7-81	51595	10-166	51751	6-218
51023	2-55	51112	3-89	51292	6-258	51460	7-82	51596	10-167	51754	6-242
51028	2-57	51113	3-112	51293	6-261	51462	7-85	51597	10-168	51755	6-237
51029	2-56	51119	3-52	51296	6-264	51463	7-86	51598	10-169	51756	6-206

Group Index

FABORY

Group	Page	Group	Page	Group	Page	Group	Page	Group	Page	Group	Page
51757	6-240	51828	6-277	51961	2-82	53521	1-33	54144	13-21	54224	13-47
51758	6-237	51829	6-273	51962	2-84	53522	1-33	54145	13-21	54225	13-49
51759	6-240	51830	3-122	51963	2-85	53530	7-32	54146	13-22	54226	13-49
51760	6-299	51840	3-123	51964	2-87	53570	2-3	54147	13-22	54227	13-50
51761	6-300	51843	6-237	51965	2-90	53580	3-15	54148	13-22	54228	13-51
51762	6-301	51844	6-240	51966	2-92	53581	3-4	54149	13-22	54229	13-52
51764	6-299	51845	6-237	51970	9-50	53710	9-53	54150	13-24	54230	13-52
51765	6-300	51846	6-240	52000	1-3	53730	3-62	54151	13-24	54231	13-52
51766	6-301	51847	6-237	52010	1-33	54100	13-3	54152	13-24	54232	13-54
51767	6-299	51848	6-240	52011	1-32	54101	13-3	54153	13-24	54233	13-54
51768	6-300	51849	6-242	52012	1-32	54102	13-5	54154	13-24	54234	13-54
51769	6-301	51850	6-245	52070	4-3	54103	13-8	54155	13-24	54235	13-54
51770	6-201	51851	6-242	52071	4-3	54104	13-5	54156	13-26	54236	13-54
51771	6-297	51852	6-245	52072	4-3	54105	13-5	54157	13-20	54237	13-56
51772	6-209	51853	6-237	52073	4-3	54106	13-5	54158	13-28	54238	13-56
51775	6-207	51854	6-240	52074	4-3	54108	13-8	54159	13-28	54239	13-56
51776	6-298	51855	6-237	52075	4-3	54109	13-5	54160	13-28	54240	13-56
51777	6-297	51857	6-242	52080	3-16	54110	13-8	54161	13-28	54241	13-58
51780	6-237	51858	6-245	52082	3-16	54111	13-8	54162	13-28	54242	13-58
51781	6-240	51859	6-242	52106	3-46	54112	13-5	54163	13-28	54243	13-58
51785	6-240	51860	6-219	52400	3-100	54113	13-5	54164	13-30	54244	13-58
51786	6-237	51861	6-245	52420	7-8	54114	13-9	54165	13-31	54245	13-59
51787	6-240	51862	6-242	52422	7-8	54115	13-5	54166	13-33	54246	13-59
51788	6-237	51864	6-160	52450	7-67	54116	13-5	54167	13-31	54247	13-59
51789	6-236	51865	6-175	52451	7-67	54117	13-5	54168	13-31	54248	13-62
51790	5-6	51866	6-222	52500	1-3	54118	13-9	54169	13-31	54249	13-62
51792	6-242	51867	6-175	52511	1-33	54119	13-10	54170	13-32	54250	13-62
51793	6-245	51870	6-223	52512	1-33	54120	13-10	54171	13-34	54251	13-62
51794	6-242	51872	6-234	52530	7-32	54121	13-11	54200	13-35	54252	13-64
51795	6-245	51874	6-235	52531	7-32	54122	13-11	54201	13-36	54253	13-64
51796	6-242	51876	6-226	52915	3-78	54123	13-13	54202	13-36	54254	13-65
51797	6-245	51878	6-211	53010	1-33	54124	13-13	54203	13-37	54255	13-65
51798	6-157	51880	6-227	53011	1-32	54125	13-13	54204	13-38	54256	13-65
51799	6-298	51885	6-230	53012	1-32	54126	13-13	54206	13-39	54257	13-65
51800	3-118	51886	6-230	53070	4-3	54127	13-15	54207	13-39	54258	13-55
51801	6-156	51890	6-231	53071	4-3	54128	13-16	54208	13-39	54300	13-66
51802	6-114	51891	6-295	53072	4-3	54129	13-13	54209	13-39	54301	13-68
51803	6-119	51892	6-295	53080	3-15	54130	13-13	54210	13-43	54302	13-68
51804	6-116	51893	6-296	53081	3-16	54131	13-13	54211	13-43	54303	13-68
51805	6-121	51894	6-296	53082	3-4	54132	13-17	54212	13-43	54304	13-68
51807	6-117	51900	6-231	53162	3-16	54133	13-17	54213	13-43	54305	13-68
51809	6-122	51908	7-38	53343	6-62	54134	13-17	54214	13-43	54306	13-68
51810	3-120	51910	7-126	53345	6-49	54135	13-17	54215	13-43	54307	13-68
51812	6-292	51914	7-119	53420	7-8	54136	13-17	54216	13-43	54308	13-68
51813	6-111	51920	7-43	53421	7-8	54137	13-17	54217	13-45	54309	13-68
51814	6-107	51922	7-45	53450	7-67	54138	13-13	54218	13-45	54310	13-68
51815	6-105	51930	7-20	53460	7-82	54139	13-19	54219	13-47	54311	13-68
51816	6-108	51935	10-89	53510	1-4	54140	13-19	54220	13-47	54312	13-68
51817	6-106	51936	10-87	53511	1-4	54141	13-131	54221	13-47	54313	13-68
51818	6-117	51940	5-11	53519	1-33	54142	13-17	54222	13-49	54314	13-68
51820	6-291	51950	5-13	53520	1-33	54143	13-20	54223	13-47	54315	13-68

FABORY

Group Index

Group	Page	Group	Page	Group	Page	Group	Page	Group	Page	Group	Page
54316	13-71	54541	13-92	54594	13-105	54646	13-126	55104	10-84	55418	7-26
54317	13-71	54542	13-92	54595	13-105	54647	13-126	55106	3-46	55419	7-27
54318	13-71	54543	13-92	54596	13-105	54648	13-126	55108	3-50	55420	7-8
54319	13-73	54544	13-81	54597	13-103	54649	13-126	55109	3-45	55425	7-5
54320	13-73	54545	13-81	54598	13-103	54650	13-126	55110	6-14	55426	7-17
54321	13-74	54546	13-94	54600	13-108	54651	13-126	55113	3-112	55427	7-14
54322	13-75	54547	13-83	54601	13-108	54652	13-126	55115	3-58	55436	7-95
54323	13-75	54548	13-83	54602	13-108	54653	13-128	55119	3-52	55437	7-95
54324	13-75	54549	13-95	54603	13-106	54654	13-129	55120	6-6	55438	7-102
54325	13-76	54550	13-97	54604	13-108	54655	13-129	55123	3-81	55440	7-136
54326	13-77	54551	13-95	54605	13-111	54656	13-129	55124	3-115	55443	7-94
54500	13-78	54552	13-97	54606	13-111	54701	13-130	55140	6-24	55447	7-107
54501	13-81	54553	13-95	54607	13-111	54702	13-130	55160	3-26	55450	7-67
54502	13-78	54554	13-97	54608	13-111	54703	13-131	55178	3-126	55453	7-97
54503	13-78	54555	13-95	54609	13-111	54704	13-41	55180	3-125	55454	7-103
54504	13-83	54556	13-97	54610	13-111	54705	13-41	55200	3-181	55456	7-97
54505	13-85	54557	13-95	54611	13-111	54706	13-41	55210	6-20	55460	7-82
54506	13-85	54558	13-97	54612	13-111	55000	1-3	55212	10-128	55462	7-85
54507	13-88	54559	13-95	54613	13-111	55001	1-3	55220	3-92	55463	7-95
54508	13-85	54561	13-95	54614	13-111	55010	1-33	55221	3-41	55464	7-102
54509	13-85	54562	13-97	54615	13-111	55011	1-33	55224	3-98	55465	7-97
54511	13-89	54563	13-95	54616	13-113	55012	1-61	55225	3-96	55466	7-103
54512	13-89	54564	13-97	54617	13-113	55018	1-90	55230	2-73	55490	14-43
54513	13-81	54565	13-95	54618	13-114	55020	2-27	55240	2-64	55500	1-105
54514	13-78	54566	13-97	54619	13-114	55025	2-57	55250	2-70	55501	1-108
54515	13-78	54567	13-95	54620	13-114	55030	2-52	55260	2-77	55505	1-115
54516	13-81	54568	13-97	54621	13-114	55032	2-56	55270	4-75	55506	1-116
54517	13-78	54569	13-95	54622	13-116	55040	2-30	55280	4-71	55510	9-53
54518	13-85	54570	13-97	54623	13-116	55042	2-34	55282	5-43	55512	9-52
54519	13-90	54571	13-95	54624	13-116	55047	2-51	55285	4-80	55516	9-57
54520	13-85	54572	13-97	54625	13-117	55050	2-3	55292	6-258	55520	7-74
54521	13-85	54573	13-90	54626	13-117	55060	2-43	55293	6-261	55530	7-32
54522	13-90	54574	13-90	54627	13-117	55067	4-16	55296	6-264	55531	7-30
54523	13-83	54576	13-100	54628	13-118	55068	4-3	55300	6-37	55532	7-49
54524	13-86	54577	13-100	54629	13-119	55070	4-3	55302	6-37	55533	7-42
54525	13-86	54578	13-100	54630	13-120	55071	4-3	55303	6-49	55534	7-52
54526	13-83	54579	13-100	54631	13-120	55072	4-3	55320	6-43	55535	7-54
54527	13-81	54580	13-101	54632	13-121	55074	4-3	55322	6-43	55540	7-124
54528	13-81	54581	13-102	54633	13-121	55080	3-15	55325	6-52	55551	7-78
54529	13-86	54582	13-102	54634	13-121	55081	3-4	55340	6-30	55560	9-11
54530	13-81	54583	13-103	54635	13-121	55085	3-15	55342	6-30	55561	6-247
54531	13-78	54584	13-103	54636	13-121	55088	3-108	55345	6-46	55577	7-41
54532	13-78	54585	13-103	54637	13-121	55089	3-16	55350	10-138	55580	9-2
54533	13-78	54586	13-103	54638	13-121	55090	3-35	55380	3-105	55585	9-17
54534	13-86	54587	13-106	54639	13-123	55092	3-38	55390	7-70	55590	7-39
54535	13-91	54588	13-106	54640	13-123	55095	3-109	55400	3-100	55650	6-151
54536	13-91	54589	13-106	54641	13-124	55097	10-179	55402	3-100	55651	6-154
54537	13-81	54590	13-106	54642	13-124	55098	3-111	55410	7-36	55660	6-137
54538	13-90	54591	13-106	54643	13-126	55100	3-15	55415	7-46	55661	6-137
54539	13-78	54592	13-109	54644	13-126	55101	3-49	55416	7-22	55664	6-148
54540	13-81	54593	13-109	54645	13-126	55102	10-83	55417	7-24	55680	6-128

Group Index

FABORY

Group	Page	Group	Page	Group	Page	Group	Page	Group	Page	Group	Page
55681	6-128	56120	2-27	56833	12-123	57053	12-86	6		61515	10-21
55683	6-145	56170	4-3	56834	12-121	57054	12-86	60311	10-50	61530	10-21
55689	6-133	56200	3-16	56835	12-126	57060	12-97	60313	10-51	61540	10-35
55690	6-133	56210	12-134	56837	12-128	57061	12-97	60315	10-52	61545	10-35
55693	6-158	56220	3-67	56839	12-129	57063	12-94	60317	10-52	61549	10-35
55700	9-46	56230	6-277	56840	12-125	57064	12-94	60319	10-49	61555	10-21
55718	3-69	56240	3-124	56843	12-135	57066	12-88	60321	10-50	61570	10-21
55720	3-82	56250	3-100	56890	12-136	57067	12-87	60323	10-49	61615	10-21
55730	3-62	56280	3-121	56901	12-95	57080	12-98	60325	10-53	61630	10-21
55734	3-55	56290	3-121	56914	12-72	57081	12-98	60331	10-54	61650	10-21
55735	3-90	56300	7-9	56915	12-73	57083	12-99	60562	10-46	61670	10-21
55738	3-54	56310	7-9	56916	12-72	57084	12-99	61015	10-11	61784	10-34
55740	5-5	56320	7-20	56921	12-75	57090	12-78	61020	10-11	61810	10-25
55750	6-203	56330	7-32	56922	12-74	57091	12-78	61035	10-11	61811	10-25
55755	6-210	56332	7-32	56931	12-84	57092	12-78	61040	10-11	61850	10-16
55775	6-207	56410	6-6	56940	12-96	57444	12-67	61055	10-11	61860	10-29
55782	5-3	56420	6-24	56949	2-76	57579	9-44	61060	10-11	61870	10-31
55790	5-6	56440	6-14	56954	12-100	57660	10-79	61115	10-11	61871	10-31
55792	3-132	56460	6-27	56955	12-90	57661	10-80	61120	10-11	61873	10-34
55793	3-131	56480	10-129	56966	12-85	57670	10-80	61135	10-11	61874	10-32
55800	3-118	56513	12-135	56970	12-80	57671	10-81	61140	10-11	61875	10-32
55810	3-120	56516	12-135	56972	12-84	57674	10-78	61155	10-11	61876	10-37
55820	6-291	56610	6-283	56988	12-92	57675	10-81	61165	10-11	61877	10-37
55860	6-219	56660	1-165	57003	12-95	57676	12-69	61170	10-14	61880	10-29
55870	6-223	56661	1-165	57007	12-50	57730	12-63	61180	10-14	61890	10-34
55874	6-235	56662	1-165	57008	12-51	57731	12-64	61265	10-15	61891	10-34
55878	6-211	56672	12-125	57011	12-78	57732	12-64	61290	10-20	61910	10-24
55880	6-227	56680	12-138	57012	12-78	57733	12-64	61300	10-20	61911	10-24
55900	6-231	56690	12-138	57013	12-52	57734	12-64	61317	10-26	61936	10-18
55908	7-38	56710	12-139	57014	12-88	57735	12-64	61341	10-26	61937	10-18
55910	7-126	56730	12-81	57015	12-89	57736	12-64	61345	10-27	61938	10-18
55914	7-119	56735	12-81	57020	12-79	57745	12-66	61355	10-27	61939	10-18
55920	7-43	56740	12-82	57021	12-79	57747	12-66	61380	10-30	61941	10-33
55922	7-45	56760	12-140	57023	12-79	57748	12-66	61381	10-30	61944	10-6
55930	7-20	56767	12-142	57025	12-83	57749	12-67	61385	10-30	61945	10-6
55935	10-89	56770	12-139	57027	12-83	57750	12-67	61386	10-30	61946	10-6
55936	10-87	56772	12-144	57028	12-83	57770	12-53	61390	10-28	61947	10-9
55940	5-11	56780	12-145	57030	12-90	57771	12-54	61391	10-28	61948	10-9
55950	5-13	56783	12-146	57031	12-91	57779	12-56	61415	10-21	61949	10-10
55961	2-82	56790	10-135	57033	12-91	57780	12-55	61420	10-21	61951	10-19
55962	2-84	56792	10-132	57035	12-92	57785	12-62	61429	10-21	61952	10-8
55963	2-85	56795	10-133	57037	12-93	57786	12-62	61430	10-21	61953	10-8
55964	2-87	56797	10-134	57040	12-76	57787	12-62	61435	10-21	61954	10-10
55965	2-90	56799	12-137	57041	12-76	57792	12-57	61440	10-21	61955	10-10
55966	2-92	56800	12-143	57043	12-76	57793	12-58	61450	10-15	61958	10-20
55970	9-51	56806	12-141	57045	12-77	57794	12-59	61451	10-17	61961	10-19
56050	4-19	56818	12-131	57046	12-77	57795	12-60	61452	10-17	61963	10-33
56052	4-20	56819	12-130	57048	12-77	57803	12-61	61460	10-35	61965	10-33
56054	4-21	56824	12-133	57049	12-93	57805	12-61	61461	10-35	61970	10-34
56090	1-4	56830	12-132	57050	12-86	57806	12-61	61465	10-35	62255	10-54
56100	1-33	56832	12-127	57051	12-85	57807	12-70	61466	10-35	62257	10-54

FABORY

Group Index

Group	Page	Group	Page	Group	Page	Group	Page	Group	Page	Group	Page
62265	10-56	63227	8-96	63961	8-31	66955	12-103	69955	14-41	71580	16-37
62267	10-56	63230	8-86	63962	8-107	66960	12-103	69956	14-41	71592	16-38
62272	10-74	63240	8-17	64010	10-130	66970	12-103	69960	14-42	71595	16-36
62273	10-74	63248	8-19	64030	10-131	66990	12-103	69961	14-42	71597	16-39
62274	10-75	63252	8-92	64050	10-131	67020	6-94	69965	14-41	71610	16-14
62276	10-75	63253	8-92	64060	16-44	67080	6-93	69975	14-38	71620	16-14
62282	10-71	63260	8-27	64061	16-41	67110	6-100	7		71640	16-14
62283	10-70	63261	8-22	64062	16-45	67155	6-92	70560	8-62	71710	16-16
62284	10-70	63270	8-15	64063	16-44	67551	6-112	70561	8-63	71711	16-16
62285	10-73	63276	8-14	64064	16-41	67552	6-113	70562	8-64	71720	16-17
62286	10-73	63277	8-14	64065	16-43	67553	6-113	70564	8-65	71730	16-18
62302	10-71	63280	8-7	64066	16-40	67560	6-157	70565	8-65	71740	16-17
62303	10-65	63281	8-27	64067	16-42	67561	6-157	70566	8-66	71751	16-32
62304	10-66	63298	8-34	64068	16-39	67565	6-156	70567	8-67	71752	16-33
62305	10-67	63300	8-23	64069	16-42	67570	6-114	70568	8-67	71754	16-33
62306	10-67	63309	8-24	64070	16-40	67571	6-114	70569	8-67	71755	16-35
62322	10-68	63310	8-25	64071	16-45	67572	6-119	70620	8-90	71760	16-22
62323	10-68	63312	8-26	64072	16-43	67573	6-119	70640	8-88	71762	16-25
62325	10-70	63313	8-26	64100	10-38	67575	6-116	70650	8-88	71763	16-25
62332	10-72	63320	8-54	64105	10-40	67577	6-121	70835	8-76	71764	16-24
62411	10-58	63321	8-54	64108	10-40	67580	6-117	70875	8-56	71766	16-23
62412	10-60	63322	8-57	64125	10-40	67581	6-117	70880	8-22	71768	16-23
62413	10-59	63323	8-79	64126	10-40	67582	6-122	70927	8-75	71774	16-21
62414	10-60	63324	8-73	64270	10-43	67583	6-122	70930	10-159	71776	16-21
62415	10-63	63325	8-73	64271	10-43	67585	6-117	70931	10-160	71778	16-21
62416	10-65	63328	8-71	64272	10-42	67586	6-117	70932	10-175	71780	16-21
62417	10-64	63400	8-49	64273	10-44	67587	6-111	70933	10-178	71782	16-26
63050	8-95	63410	8-50	64275	10-41	67588	6-107	70967	8-58	71784	16-26
63051	8-92	63421	8-81	64500	12-37	67589	6-105	71010	16-7	71786	16-26
63052	8-95	63422	8-82	64501	12-40	67590	6-108	71020	16-7	71788	16-23
63060	8-92	63428	8-59	64502	12-40	67591	6-106	71021	16-8	71790	16-20
63100	8-8	63445	8-83	64503	12-39	67593	6-109	71030	16-9	71792	16-29
63110	8-8	63500	10-45	64504	12-39	67596	6-110	71040	16-9	71794	16-29
63120	8-12	63560	8-41	64505	12-42	69025	14-29	71050	16-10	71798	16-29
63121	8-12	63562	8-41	64506	12-42	69035	14-36	71090	16-10	71810	16-19
63150	8-9	63590	8-42	64507	12-37	69045	14-33	71110	16-3	71860	16-19
63151	8-9	63600	8-44	65110	8-18	69135	14-28	71120	16-4	71910	16-8
63158	8-5	63601	8-43	65210	8-20	69155	14-32	71121	16-4	71920	16-4
63159	8-5	63611	8-31	65411	3-135	69190	14-31	71130	16-6	71930	16-13
63160	8-10	63615	8-33	65421	8-52	69195	14-34	71140	16-5	71940	16-14
63185	8-90	63616	8-31	65435	8-47	69315	14-28	71210	16-3	71950	16-18
63187	8-87	63617	8-33	65445	8-48	69335	14-32	71310	16-11	72000	6-278
63188	8-87	63640	8-59	65450	8-46	69355	14-31	71320	16-12	72002	6-278
63189	8-89	63641	8-60	66813	12-100	69400	14-30	71330	16-13	72004	14-27
63190	8-37	63645	8-61	66816	12-100	69407	14-30	71340	16-12	72005	6-279
63191	8-36	63690	8-84	66819	12-100	69435	14-35	71410	16-11	72008	6-279
63192	8-40	63691	8-93	66860	12-100	69440	14-36	71510	16-15	72011	6-280
63195	8-38	63950	8-74	66910	12-100	69445	14-35	71560	16-31	72018	6-280
63196	8-39	63951	8-106	66920	12-100	69450	14-37	71566	16-31	72022	6-279
63224	8-29	63957	8-107	66930	12-100	69525	14-33	71570	10-129	72030	7-72
63226	8-51	63958	8-107	66950	12-103	69526	14-28	71571	16-31	72035	7-72

Group Index

FABORY

Group	Page	Group	Page	Group	Page	Group	Page	Group	Page	Group	Page
72037	7-161	73930	10-114	U04160	1-133	U11072	3-147	U17263	5-55	U37480	7-181
72045	6-290	73931	10-114	U04162	3-139	U11090	3-150	U17264	5-55	U37500	7-177
72050	6-161	73932	10-115	U04170	1-142	U11095	3-150	U17267	5-55	U37590	7-180
72130	3-107	73933	10-95	U04180	3-139	U11120	3-170	U17272	5-53	U38100	7-162
72131	3-107	73934	10-96	U04200	1-145	U11121	3-171	U17273	5-53	U38130	7-162
72150	12-43	73935	10-96	U04210	1-146	U11122	3-171	U17274	5-53	U38157	7-162
72155	12-43	73936	10-98	U04211	1-150	U11140	3-170	U17277	5-53	U38160	7-166
72160	12-44	73937	10-98	U04225	1-149	U11360	3-144	U17567	5-51	U38200	7-164
72165	12-44	73938	10-99	U04237	1-152	U11361	3-144	U20170	4-22	U38205	7-164
72170	12-46	73939	10-99	U07000	2-96	U11362	3-144	U20200	4-22	U38210	7-167
72185	12-50	73940	10-100	U07001	2-96	U11374	3-147	U20300	4-22	U38213	7-167
72186	12-47	73941	10-104	U07040	2-103	U11380	3-147	U20360	4-26	U38400	7-170
72210	12-45	73942	10-104	U07041	2-103	U11390	3-149	U20365	4-26	U38402	7-170
72213	12-45	73943	10-105	U07111	2-116	U11391	3-149	U24210	6-80	U38403	7-170
72220	12-47	73944	10-106	U07150	2-113	U11400	3-151	U24211	6-78	U38805	7-192
72221	12-48	73945	10-111	U07151	2-113	U11610	3-163	U24212	6-82	U38869	7-192
72230	12-46	73946	10-111	U07230	2-115	U11612	3-164	U24520	6-77	U38871	7-192
72240	12-48	73947	10-112	U07410	2-108	U12000	3-165	U24522	6-75	U38875	7-192
72243	12-48	8		U07415	2-108	U12005	3-165	U24540	6-69	U38883	7-192
72260	12-49	87911	12-51	U07566	2-111	U12006	3-165	U24670	6-67	U39000	9-58
72340	3-183	87916	12-51	U07567	2-111	U12020	3-167	U24861	6-84	U39070	9-60
72342	3-183	U		U07800	2-119	U12025	3-167	U24862	6-83	U39078	9-64
72350	3-134	U01000	1-124	U07810	2-118	U12030	3-165	U25110	6-250	U39080	9-62
73901	10-93	U01010	1-138	U07820	2-120	U12035	3-167	U25120	6-251	U39100	9-72
73902	10-93	U01036	1-161	U07840	2-121	U12040	3-169	U25130	6-253	U39101	9-72
73903	10-94	U01037	1-161	U07845	2-127	U12050	3-169	U25140	6-254	U39130	9-67
73904	10-94	U01038	1-161	U07852	2-125	U12055	3-169	U25710	6-255	U39140	9-68
73905	10-95	U01060	1-133	U07860	2-121	U12100	3-162	U25880	6-256	U39150	9-70
73906	10-97	U01062	1-133	U07890	2-124	U12120	3-162	U26456	6-170	U39350	9-78
73907	10-97	U01070	1-142	U07891	2-126	U12300	3-152	U26661	6-170	U39351	9-80
73908	10-100	U01080	1-155	U08100	3-136	U12320	3-154	U28100	6-171	U39710	9-65
73909	10-101	U01100	3-136	U08110	3-136	U12348	3-152	U29580	6-198	U39750	9-66
73910	10-101	U01120	3-139	U08160	3-139	U12353	3-154	U31860	6-198	U39797	9-75
73911	10-102	U01200	1-124	U08161	3-139	U12380	3-157	U31870	6-199	U39798	9-75
73912	10-102	U01209	1-138	U08200	1-124	U12381	3-157	U31880	6-200	U43150	7-172
73913	10-103	U01210	1-138	U08210	1-124	U12411	3-152	U36000	7-185	U47550	3-172
73914	10-107	U01252	1-142	U08280	6-248	U12421	3-154	U36050	7-187	U47551	3-173
73915	10-107	U01258	1-154	U08300	1-158	U12423	3-156	U36200	7-188	U48170	6-69
73916	10-108	U01300	3-136	U08305	1-158	U12470	3-163	U36230	7-189	U48210	6-80
73917	10-108	U01330	3-139	U08307	1-158	U12601	3-158	U36231	7-190	U48300	6-67
73918	10-106	U04000	1-145	U08320	1-158	U12705	3-159	U37000	7-172	U49250	6-256
73919	10-105	U04005	1-146	U08350	1-157	U12910	3-160	U37020	7-172	U49876	6-251
73920	10-109	U04006	1-150	U08360	1-156	U12950	3-161	U37025	7-172	U50450	7-178
73921	10-109	U04008	1-146	U08361	1-156	U16250	3-172	U37170	7-174	U50462	7-181
73922	10-110	U04025	1-149	U08440	1-153	U16251	3-173	U37171	7-174	U51000	1-124
73923	10-112	U04026	1-149	U08441	1-153	U16260	3-174	U37180	7-175	U51007	1-133
73924	10-113	U04035	1-152	U08450	6-248	U17242	5-51	U37183	7-175	U51010	1-138
73925	10-113	U04100	1-124	U11060	3-144	U17243	5-51	U37200	7-176	U51017	1-142
73926	10-114	U04110	1-138	U11061	3-144	U17244	5-51	U37320	7-183	U51030	2-113
73927	10-103	U04120	3-136	U11070	3-147	U17253	7-191	U37321	7-183	U51041	2-103
73928	10-110	U04132	1-154	U11071	3-147	U17257	7-191	U37420	7-178	U51044	2-116

Bolts 1


Page 1-3
ISO 4014
Hex head bolt Metric


Page 1-27
ISO 8765
Hex head bolt Metric fine


Page 1-32
ISO 4017
Hex head screw Metric


Page 1-61
DIN ≈933
Hex head screw with slot Metric


Page 1-62
DIN ≈933
Hex head screw Metric ASTM


Page 1-64
Hex head screw Metric fine


Page 1-68
ISO 4014/4032
Assembly set for pressure vessels


Page 1-69
ISO 4017/4032
Assembly set for pressure vessels


Page 1-70
EN 15048
Structural assembly set, CE marking


Page 1-72
EN 15048
Structural assembly set, CE marking


Page 1-74
EN 15048
Structural assembly set, fit bolt, CE marking


Page 1-76
EN 15048
Structural assembly set with short thread, CE marking


Page 1-77
EN 14399-4
PEINER HV CE marking


Page 1-80
EN 14399-4
PEINER HV CE marking


Page 1-81
EN 14399-6
PEINER HV CE marking


Page 1-82
DIN 6917
For I-sections HV


Page 1-83
DIN 6918
For U-sections HV


Page 1-84
DIN 609
Fit bolt, long thread


Page 1-86
DIN 610
Fit bolt, short thread


Page 1-87
DIN 6921
Flange bolt Metric


Page 1-89
DIN 6921
Flange bolt Metric fine


Page 1-90
DIN ≈6921
Flange bolt fully threaded Metric


Page 1-91
DIN ≈6921
Serrated flange bolt fully threaded Metric


Page 1-92
EN 1665
Flange bolt Metric


Page 1-93
MBN 10105
Flange bolt Metric fine


Page 1-94
DIN ≈6921
Toothed flange bolt Metric


Page 1-96
DIN ≈6921
Ribbed flange bolt Metric


Page 1-98
DIN 601/555
With hexagon nut Metric

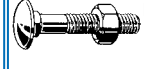
Page 1-102
DIN 603/555
With hexagon nut Metric


Page 1-105
DIN 603
Without hexagon nut Metric


Page 1-108
DIN ≈603
Without hexagon nut fully threaded Metric

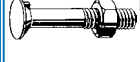
Page 1-110
DIN 604/555
With hexagon nut Metric

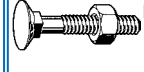
Page 1-111
DIN 605/555
With hexagon nut Metric


Page 1-112
DIN 607/555
Cup head with nib


Page 1-113
DIN ≈608
With short square neck Metric


Page 1-114
Metric


Page 1-114
DIN 15237
Seating screw set Metric


Page 1-115
DIN 15237
Seating screw Metric


Page 1-116
DIN 15237
For seating screws


Page 1-117
DIN 561
Small hex and dog point

Page 1-118
DIN 561 Ri
Small hex, with undercut and dog point

Page 1-120
DIN 564 Ri
Small hex, with undercut and coned half dog point

Page 1-121
DIN 564
Small hex and coned half dog point

Page 1-122
DIN 478
With collar

Page 1-122
DIN 479
With short dog point

Page 1-123
DIN 480
With collar and short dog point

Page 1-124
DIN 22424 A
Triangle head

Page 1-124
ASME B18.2.1
Hex cap screw UNC

Page 1-133
ASME B18.2.1
Hex cap screw UNF

Page 1-138
ASME B18.2.1
Hex cap screw UNC fully threaded

Bolts 1


Page 1-142
ASME B18.2.1
Hex cap screw UNF fully threaded


Page 1-143
ASME B18.2.1
Heavy hex bolt UNC, fully threaded, ASTM


Page 1-145
ASME B18.2.1
Heavy hex bolt UNC


Page 1-146
ASME B18.2.6
Heavy hex structural UNC


Page 1-149
ASME B18.2.6
Heavy hex nut UNC


Page 1-150
ASME B18.2.6
Heavy hex structural bolt set UNC


Page 1-152
ASTM F436
Hardened circular washer, type 1


Page 1-153
Track shoe bolt UNF


Page 1-153
ASME B18.2.1
Tower bolt UNC


Page 1-154
ASME B18.2.1
Flange bolt UNC


Page 1-155
ASME B18.6.2
Square head set screw UNC


Page 1-156
ASME B18.5
Elevator bolt UNC


Page 1-157
ASME B18.5
Step bolt UNC


Page 1-158
ASME B18.5
Carriage bolt UNC


Page 1-161
ASME B18.9
Plow bolt with No. 3 head UNC


Page 1-162
BS ≈1083
Hex head bolt BSF


Page 1-163
BS ≈1083
Hex head bolt BSW


Page 1-163
BS ≈1083
Hex head screw BSF


Page 1-164
BS ≈1083
Hex head screw BSW


Page 1-165
Plastic cap

Hexagon head bolt

Zeskantbout / Vis à tête hexagonale filetage partiel

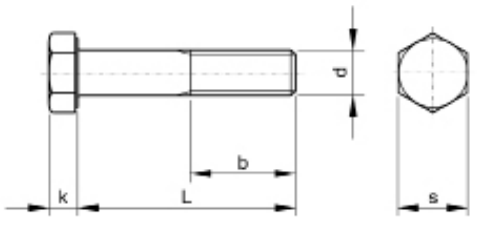

ISO	**4014**
DIN	931
NF	E25-112
NEN	1555
ASME	B18.2.3.1M



Technical Data

d	b (min.): L≤125mm	b (min.): 125mm<L≤200mm	b (min.): L>200mm	k	P	s
M3	12	-	-	2	0.50	5.5
M4	14	-	-	2.8	0.70	7
M5	16	22	-	3.5	0.80	8
M6	18	24	-	4	1.00	10
M7	20	26	-	4.8	1.00	11
M8	22	28	-	5.3	1.25	13
M10	26	32	45	6.4	1.50	16
M10 (DIN)	26	32	45	6.4	1.50	17
M12	30	36	49	7.5	1.75	18
M12 (DIN)	30	36	49	7.5	1.75	19
M14	34	40	53	8.8	2.00	21
M14 (DIN)	34	40	53	8.8	2.00	22
M16	38	44	57	10	2.00	24
M18	42	48	61	11.5	2.50	27
M20	46	52	65	12.5	2.50	30
M22	50	56	69	14	2.50	34
M22 (DIN)	50	56	69	14	2.50	32
M24	54	60	73	15	3.00	36
M27	60	66	79	17	3.00	41
M30	66	72	85	18.7	3.50	46
M33	72	78	91	21	3.50	50
M36	78	84	97	22.5	4.00	55
M39	84	90	103	25	4.00	60
M42	90	96	109	26	4.50	65
M45	96	102	115	28	4.50	70
M48	102	108	121	30	5.00	75
M52	-	116	119	33	5.00	80
M56	-	124	137	35	5.50	85
M60	-	132	145	38	5.50	90
M64	-	140	153	40	6.00	95

Article groups

Thread	Driving features	Material	Class	Surface treatment		Color	Code	Page
M	Hexagon	St. (AD-W7)	5.6	Plain	for pressure vessels		08750	1-4
M	Hexagon	St. (AD-W7)	5.6	ZPL	for pressure vessels		08751	1-4
M	Hexagon	St. 25CrMo4+QT		Plain	for pressure vessels		23015	1-5
M	Hexagon	St. 25CrMo4+QT		ZPL	for pressure vessels		23020	1-6
M	Hexagon	St.	8.8	Plain			01000	1-6
M	Hexagon	St.	8.8	ZPL			01200	1-9
M	Hexagon	St.	8.8	Znthp/nc			01224	1-11
M	Hexagon	St.	8.8	Znthp/nc			01221	1-12
M	Hexagon	St.	8.8	flZn/nc			01226	1-12
M	Hexagon	St.	8.8	HDG	ISO metric		01400	1-13
M	Hexagon	St.	8.8	HDG	oversized		01420	1-14
M	Hexagon	St.	10.9	Plain			04100	1-15
M	Hexagon	St.	10.9	ZPL			04101	1-17
M	Hexagon	St.	10.9	ZPL			04102	1-18
M	Hexagon	St.	10.9	flZn/nc			04105	1-19
M	Hexagon	St.	12.9	Plain			04108	1-19
M	Hexagon	St.st. A2	70				51001	1-20
M	Hexagon	St.st. A2 (AD-W2)	70		for pressure vessels		52000	1-20
M	Hexagon	St.st. A2	70				51000	1-20
M	Hexagon	St.st. A4	70				55001	1-22
M	Hexagon	St.st. A4 (AD-W2)	70		for pressure vessels		52500	1-23
M	Hexagon	St.st. A4	70				55000	1-23

FABORY

1

Article groups

Thread	Driving features	Material	Class	Surface treatment	Color	Code	Page
M	Hexagon	St.st. A4	80			53511	1-25
M	Hexagon	St.st. A4	80			53510	1-26
M	Hexagon	Br. CU2/CU3				46015	1-27
M	Hexagon	Plastic PA	6.6		White	56090	1-27

08750 Hexagon head bolt for pressure vessels / Zeskantbout voor drukvaten / Vis à tête hexagonale pour appareils de pression E11A

Thread Metric thread
Material Steel (AD-W7)
Class 5.6
Surface treatment Plain



d x L	✉	Art.number	d x L	✉	Art.number	d x L	✉	Art.number
M12X50	100	08750.120.051	M16X160*	25	08750.160.160	M24X100	10	08750.240.100
M12X55	100	08750.120.056	M16X180*	1	08750.160.180	M24X110	10	08750.240.110
M12X60	100	08750.120.061				M24X120	10	08750.240.120
M12X65*	50	08750.120.066	M20X75	25	08750.200.075	M24X150*	10	08750.240.150
M12X70	50	08750.120.071	M20X80	25	08750.200.080	M24X160	10	08750.240.160
M12X80	50	08750.120.081	M20X90	25	08750.200.090	M24X180	10	08750.240.180
			M20X100	25	08750.200.100	M24X200	10	08750.240.200
M16X60	50	08750.160.060	M20X110*	25	08750.200.110			
M16X65	25	08750.160.065	M20X120*	25	08750.200.120	M27X90	10	08750.270.090
M16X70	25	08750.160.070	M20X130*	25	08750.200.130	M27X100*	1	08750.270.100
M16X75*	25	08750.160.075	M20X140*	25	08750.200.140	M27X110	10	08750.270.110
M16X80	25	08750.160.080	M20X150*	25	08750.200.150	M27X120	10	08750.270.120
M16X90*	25	08750.160.090	M20X160	10	08750.200.160	M27X130*	1	08750.270.130
M16X110*	25	08750.160.110	M20X180	10	08750.200.180	M27X240	5	08750.270.240
M16X120	25	08750.160.120						
M16X140*	25	08750.160.140	M24X90	10	08750.240.090	M30X120	10	08750.300.120

Specific features of fasteners for pressure vessels:
- Intended for use in pressure vessels, steam appliances, equipment and flange connections at temperatures from -10 °C up to +300 °C.
- Meets the requirements of AD2000-W7, TRD106 and DIN 267-13.
- Manufacturers included in VdTÜV-Merkblatt 1253/4 are entitled to replace a certificate EN 10204 3.1 by marking the fasteners with the property class and the manufacturer's mark. This recognition is equally accepted by Lloyd's Register Energy.

08751 Hexagon head bolt for pressure vessels / Zeskantbout voor drukvaten / Vis à tête hexagonale pour appareil de pression E11A

Thread Metric thread
Material Steel (AD-W7)
Class 5.6
Surface treatment Zinc plated



d x L	✉	Art.number	d x L	✉	Art.number	d x L	✉	Art.number
M10X45*	100	08751.100.045	M16X95*	25	08751.160.095	M24X170*	10	08751.240.170
M10X50*	100	08751.100.050	M16X100*	25	08751.160.100	M24X180*	10	08751.240.180
M10X55*	100	08751.100.055	M16X110*	25	08751.160.110	M24X190*	10	08751.240.190
M10X60*	100	08751.100.060	M16X120*	25	08751.160.120	M24X220*	10	08751.240.220
M10X65*	100	08751.100.065	M16X130*	25	08751.160.130	M24X240*	10	08751.240.240
M10X70*	100	08751.100.070	M16X140*	25	08751.160.140			
M10X80*	100	08751.100.080	M16X150*	25	08751.160.150	M27X100*	10	08751.270.100
M10X90*	100	08751.100.090	M16X160*	25	08751.160.160	M27X110*	10	08751.270.110
M10X100*	100	08751.100.100	M16X180*	25	08751.160.180	M27X120*	10	08751.270.120
M10X110*	50	08751.100.110				M27X130*	10	08751.270.130
			M20X80*	25	08751.200.080	M27X140*	10	08751.270.140
M12X50*	100	08751.120.050	M20X85*	25	08751.200.085	M27X150*	10	08751.270.150
M12X55*	100	08751.120.055	M20X90*	25	08751.200.090	M27X160*	10	08751.270.160
M12X60*	100	08751.120.060	M20X100*	25	08751.200.100	M27X170*	10	08751.270.170
M12X65*	50	08751.120.065	M20X110*	25	08751.200.110	M27X180*	10	08751.270.180
M12X70*	50	08751.120.070	M20X120*	25	08751.200.120	M27X190*	10	08751.270.190
M12X75*	50	08751.120.075	M20X130*	25	08751.200.130	M27X200*	10	08751.270.200
M12X80*	50	08751.120.080	M20X140*	25	08751.200.140	M27X220*	5	08751.270.220
M12X85*	50	08751.120.085	M20X150*	25	08751.200.150	M27X230*	5	08751.270.230
M12X90*	50	08751.120.090	M20X160*	10	08751.200.160	M27X240*	5	08751.270.240
M12X100*	50	08751.120.100	M20X180*	10	08751.200.180	M27X260*	5	08751.270.260
M12X110*	50	08751.120.110	M20X190*	10	08751.200.190			
M12X120*	50	08751.120.120	M20X200*	10	08751.200.200	M30X110*	10	08751.300.110
M12X130*	50	08751.120.130	M20X220*	10	08751.200.220	M30X120*	10	08751.300.120
M12X140*	50	08751.120.140	M20X240*	10	08751.200.240	M30X130*	10	08751.300.130
M12X150*	50	08751.120.150				M30X140*	10	08751.300.140
M12X160*	25	08751.120.160	M24X90*	10	08751.240.090	M30X150*	10	08751.300.150
			M24X100*	10	08751.240.100	M30X160*	10	08751.300.160
M16X65*	25	08751.160.065	M24X110*	10	08751.240.110	M30X180*	10	08751.300.180
M16X70*	25	08751.160.070	M24X120*	10	08751.240.120	M30X190*	10	08751.300.190
M16X75*	25	08751.160.075	M24X130*	10	08751.240.130	M30X200*	10	08751.300.200
M16X80*	25	08751.160.080	M24X140*	10	08751.240.140	M30X210*	5	08751.300.210
M16X85*	25	08751.160.085	M24X150*	10	08751.240.150	M30X220*	5	08751.300.220
M16X90*	25	08751.160.090	M24X160*	10	08751.240.160	M30X230*	5	08751.300.230

08751 Hexagon head bolt for pressure vessels / Zeskantbout voor drukvaten / Vis à tête hexagonale pour appareil de pression ←

d x L	✉	Art.number	d x L	✉	Art.number	d x L	✉	Art.number
M30X240*	5	08751.300.240	M33X170*	5	08751.330.170	M36X150*	5	08751.360.150
M30X250*	5	08751.300.250	M33X180*	5	08751.330.180	M36X160*	5	08751.360.160
			M33X190*	5	08751.330.190	M36X165*	5	08751.360.165
M33X130*	5	08751.330.130				M36X170*	5	08751.360.170
M33X140*	5	08751.330.140	M36X120*	5	08751.360.120	M36X180*	5	08751.360.180
M33X150*	5	08751.330.150	M36X130*	5	08751.360.130	M36X200*	5	08751.360.200
M33X160*	5	08751.330.160	M36X140*	5	08751.360.140	M36X220*	5	08751.360.220

Specific features of fasteners for pressure vessels:
- Intended for use in pressure vessels, steam appliances, equipment and flange connections at temperatures from -10 °C up to +300 °C.
- Meets the requirements of AD2000-W7, TRD106 and DIN 267-13.
- Manufacturers included in VdTÜV-Merkblatt 1253/4 are entitled to replace a certificate EN 10204 3.1 by marking the fasteners with the property class and the manufacturer's mark. This recognition is equally accepted by Lloyd's Register Energy.

23015 Hexagon head bolt / Zeskantbout / Vis à tête hexagonale filetage partiel C06A

Thread Metric thread
Material Steel 25CrMo4+QT
Surface treatment Plain



d x L	✉	Art.number	d x L	✉	Art.number	d x L	✉	Art.number
M12X55	100	23015.120.055	M20X190*	10	23015.200.190	M30X140*	10	23015.300.140
M12X60*	100	23015.120.060	M20X200*	10	23015.200.200	M30X150*	10	23015.300.150
M12X65*	50	23015.120.065	M20X210*	10	23015.200.210	M30X160*	10	23015.300.160
M12X70*	50	23015.120.070	M20X220*	10	23015.200.220	M30X170*	10	23015.300.170
M12X75*	50	23015.120.075	M20X230*	5	23015.200.230	M30X180*	10	23015.300.180
M12X80*	50	23015.120.080	M20X240*	10	23015.200.240	M30X190*	10	23015.300.190
M12X85*	50	23015.120.085	M20X250*	10	23015.200.250	M30X200*	10	23015.300.200
M12X90*	50	23015.120.090	M20X260*	10	23015.200.260	M30X210*	5	23015.300.210
M12X100*	50	23015.120.100	M20X280*	10	23015.200.280	M30X220*	5	23015.300.220
M12X110*	50	23015.120.110				M30X230*	5	23015.300.230
M12X120*	50	23015.120.120	M24X90*	10	23015.240.090	M30X240*	5	23015.300.240
M12X140*	50	23015.120.140	M24X95*	10	23015.240.095	M30X250*	5	23015.300.250
M12X150*	50	23015.120.150	M24X100*	10	23015.240.100	M30X260*	5	23015.300.260
M12X160*	25	23015.120.160	M24X110*	10	23015.240.110	M30X280*	5	23015.300.280
			M24X120*	10	23015.240.120	M30X300*	5	23015.300.300
M16X65*	25	23015.160.065	M24X130*	10	23015.240.130	M30X320*	5	23015.300.320
M16X70*	25	23015.160.070	M24X140*	10	23015.240.140			
M16X75*	25	23015.160.075	M24X150*	10	23015.240.150	M33X130*	5	23015.330.130
M16X80*	25	23015.160.080	M24X160*	10	23015.240.160	M33X140*	5	23015.330.140
M16X85*	25	23015.160.085	M24X170*	10	23015.240.170	M33X150*	5	23015.330.150
M16X90*	25	23015.160.090	M24X180*	10	23015.240.180	M33X160*	5	23015.330.160
M16X95*	25	23015.160.095	M24X190*	10	23015.240.190	M33X165*	5	23015.330.165
M16X110*	25	23015.160.110	M24X200*	10	23015.240.200	M33X170*	5	23015.330.170
M16X120*	25	23015.160.120	M24X210*	10	23015.240.210	M33X180*	5	23015.330.180
M16X130*	25	23015.160.130	M24X220*	10	23015.240.220	M33X190*	5	23015.330.190
M16X140*	25	23015.160.140	M24X240*	10	23015.240.240	M33X200*	5	23015.330.200
M16X150*	25	23015.160.150	M24X260*	10	23015.240.260	M33X210*	5	23015.330.210
M16X160*	25	23015.160.160	M24X280*	10	23015.240.280	M33X220*	5	23015.330.220
M16X180*	25	23015.160.180	M24X300*	10	23015.240.300			
M16X200*	25	23015.160.200				M36X120*	5	23015.360.120
			M27X110*	10	23015.270.110	M36X140*	5	23015.360.140
M20X80*	25	23015.200.080	M27X130*	10	23015.270.130	M36X150*	5	23015.360.150
M20X85*	25	23015.200.085	M27X140*	10	23015.270.140	M36X160*	5	23015.360.160
M20X90*	25	23015.200.090	M27X150*	10	23015.270.150	M36X170*	5	23015.360.170
M20X95*	25	23015.200.095	M27X160*	10	23015.270.160	M36X180*	5	23015.360.180
M20X100*	25	23015.200.100	M27X170*	10	23015.270.170	M36X200*	5	23015.360.200
M20X110*	25	23015.200.110	M27X180*	10	23015.270.180	M36X220*	5	23015.360.220
M20X120*	25	23015.200.120	M27X190*	10	23015.270.190	M36X240*	5	23015.360.240
M20X130*	25	23015.200.130	M27X200*	10	23015.270.200	M36X260*	5	23015.360.260
M20X140*	25	23015.200.140	M27X220*	5	23015.270.220	M36X300*	5	23015.360.300
M20X150*	25	23015.200.150	M27X230*	5	23015.270.230			
M20X160*	10	23015.200.160	M27X240*	5	23015.270.240	M39X150*	5	23015.390.150
M20X170*	10	23015.200.170	M27X260*	5	23015.270.260	M39X160*	5	23015.390.160
M20X180*	10	23015.200.180				M39X180*	5	23015.390.180

- Approved for use in accordance with the PED (Pressure Equipment Directive).
- Certificate EN 10204 3.1 available on request against a charge.

23020 Hexagon head bolt / Zeskantbout / Vis à tête hexagonale filetage partiel C06A

Thread Metric thread
Material Steel 25CrMo4+QT
Surface treatment Zinc plated



d x L	✉	Art.number	d x L	✉	Art.number	d x L	✉	Art.number
M12X55*	100	23020.120.055	M20X110*	25	23020.200.110	M27X220*	10	23020.270.220
M12X60*	100	23020.120.060	M20X120*	25	23020.200.120	M27X230*	10	23020.270.230
M12X65*	50	23020.120.065	M20X140*	25	23020.200.140	M27X240*	10	23020.270.240
M12X70*	50	23020.120.070	M20X150*	25	23020.200.150	M27X260*	10	23020.270.260
M12X75*	50	23020.120.075	M20X160*	10	23020.200.160			
M12X80*	50	23020.120.080	M20X170*	10	23020.200.170	M30X130*	10	23020.300.130
M12X85*	50	23020.120.085	M20X180*	10	23020.200.180	M30X140*	10	23020.300.140
M12X90*	50	23020.120.090	M20X190*	10	23020.200.190	M30X180*	10	23020.300.180
M12X100*	50	23020.120.100	M20X200*	10	23020.200.200	M30X190*	10	23020.300.190
M12X110*	50	23020.120.110	M20X220*	10	23020.200.220	M30X200*	10	23020.300.200
M12X120*	50	23020.120.120	M20X240*	10	23020.200.240	M30X210*	10	23020.300.210
M12X130*	50	23020.120.130				M30X220*	10	23020.300.220
M12X140*	50	23020.120.140	M24X90*	10	23020.240.090	M30X230*	10	23020.300.230
M12X150*	50	23020.120.150	M24X100*	10	23020.240.100	M30X240*	10	23020.300.240
M12X160*	25	23020.120.160	M24X110*	10	23020.240.110	M30X250*	10	23020.300.250
			M24X120*	10	23020.240.120	M30X260*	10	23020.300.260
M16X65*	25	23020.160.065	M24X130*	10	23020.240.130			
M16X70*	25	23020.160.070	M24X140*	10	23020.240.140	M33X130*	5	23020.330.130
M16X75*	25	23020.160.075	M24X150*	10	23020.240.150	M33X140*	10	23020.330.140
M16X80*	25	23020.160.080	M24X170*	10	23020.240.170	M33X150*	5	23020.330.150
M16X85*	25	23020.160.085	M24X180*	10	23020.240.180	M33X160*	5	23020.330.160
M16X90*	25	23020.160.090	M24X190*	10	23020.240.190	M33X170*	5	23020.330.170
M16X95*	25	23020.160.095	M24X200*	10	23020.240.200	M33X180*	5	23020.330.180
M16X100*	25	23020.160.100	M24X220*	10	23020.240.220	M33X190*	5	23020.330.190
M16X110*	25	23020.160.110	M24X240*	10	23020.240.240			
M16X120*	25	23020.160.120				M36X120*	5	23020.360.120
M16X130*	25	23020.160.130	M27X120*	10	23020.270.120	M36X130*	5	23020.360.130
M16X140*	25	23020.160.140	M27X130*	10	23020.270.130	M36X140*	5	23020.360.140
M16X150*	25	23020.160.150	M27X140*	10	23020.270.140	M36X150*	5	23020.360.150
M16X160*	25	23020.160.160	M27X150*	10	23020.270.150	M36X160*	5	23020.360.160
M16X180*	25	23020.160.180	M27X160*	10	23020.270.160	M36X165*	5	23020.360.165
			M27X170*	10	23020.270.170	M36X170*	5	23020.360.170
M20X80*	25	23020.200.080	M27X180*	10	23020.270.180	M36X180*	5	23020.360.180
M20X90*	25	23020.200.090	M27X190*	10	23020.270.190	M36X200*	5	23020.360.200
M20X100*	25	23020.200.100	M27X200*	10	23020.270.200	M36X220*	5	23020.360.220

- Approved for use in accordance with the PED (Pressure Equipment Directive).
- Certificate EN 10204 3.1 available on request against a charge.

01000 Hexagon head bolt / Zeskantbout / Vis à tête hexagonale filetage partiel A01A

Thread Metric thread DIN 931
Material Steel
Class 8.8
Surface treatment Plain



d x L	✉	Art.number	d x L	✉	Art.number	d x L	✉	Art.number
M3X30*	500	01000.030.030	M5X70	200	01000.050.070	M6X110*	100	01000.060.110
M3X35*	500	01000.030.035	M5X75*	200	01000.050.075	M6X115*	100	01000.060.115
M3X40*	500	01000.030.040	M5X80*	200	01000.050.080	M6X120	100	01000.060.120
			M5X85*	200	01000.050.085	M6X125*	100	01000.060.125
M4X25	500	01000.040.025	M5X90	200	01000.050.090	M6X130	100	01000.060.130
M4X30	500	01000.040.030	M5X95*	200	01000.050.095	M6X135*	100	01000.060.135
M4X35*	500	01000.040.035	M5X100*	200	01000.050.100	M6X140*	100	01000.060.140
M4X40	500	01000.040.040	M5X110*	200	01000.050.110	M6X145*	100	01000.060.145
M4X45	500	01000.040.045	M5X120*	200	01000.050.120	M6X150*	100	01000.060.150
M4X50*	500	01000.040.050	M5X130*	200	01000.050.130	M6X160*	100	01000.060.160
M4X55*	200	01000.040.055				M6X170*	100	01000.060.170
M4X60*	200	01000.040.060	M6X30	200	01000.060.030	M6X180*	100	01000.060.180
M4X65*	200	01000.040.065	M6X35	200	01000.060.035	M6X200*	100	01000.060.200
M4X70*	200	01000.040.070	M6X40	200	01000.060.040			
M4X75*	200	01000.040.075	M6X45	200	01000.060.045	M7X35	200	01000.070.035
M4X80*	200	01000.040.080	M6X50	200	01000.060.050	M7X40	200	01000.070.040
M4X100*	200	01000.040.100	M6X55	200	01000.060.055	M7X45*	200	01000.070.045
			M6X60	200	01000.060.060	M7X50	200	01000.070.050
M5X25	500	01000.050.025	M6X65	200	01000.060.065	M7X55*	200	01000.070.055
M5X30	200	01000.050.030	M6X70	200	01000.060.070	M7X60	200	01000.070.060
M5X35	200	01000.050.035	M6X75	200	01000.060.075	M7X80	200	01000.070.080
M5X40	200	01000.050.040	M6X80	200	01000.060.080			
M5X45	200	01000.050.045	M6X85*	100	01000.060.085	M8X35	200	01000.080.035
M5X50	200	01000.050.050	M6X90	200	01000.060.090	M8X40	200	01000.080.040
M5X55	200	01000.050.055	M6X95*	100	01000.060.095	M8X45	200	01000.080.045
M5X60	200	01000.050.060	M6X100	100	01000.060.100	M8X50	200	01000.080.050
M5X65*	200	01000.050.065	M6X105*	100	01000.060.105	M8X55	200	01000.080.055

01000 Hexagon head bolt / Zeskantbout / Vis à tête hexagonale filetage partiel ←

d x L	✉	Art.number	d x L	✉	Art.number	d x L	✉	Art.number
M8X60	200	01000.080.060	M12X65	50	01000.120.065	M16X70	25	01000.160.070
M8X65	200	01000.080.065	M12X70	50	01000.120.070	M16X75	25	01000.160.075
M8X70	200	01000.080.070	M12X75	50	01000.120.075	M16X80	25	01000.160.080
M8X75	200	01000.080.075	M12X80	50	01000.120.080	M16X85	25	01000.160.085
M8X80	200	01000.080.080	M12X85	50	01000.120.085	M16X90	25	01000.160.090
M8X85	100	01000.080.085	M12X90	50	01000.120.090	M16X95*	25	01000.160.095
M8X90	100	01000.080.090	M12X95*	50	01000.120.095	M16X100	25	01000.160.100
M8X95*	100	01000.080.095	M12X100	50	01000.120.100	M16X110	25	01000.160.110
M8X100	100	01000.080.100	M12X105*	50	01000.120.105	M16X120	25	01000.160.120
M8X105*	100	01000.080.105	M12X110	50	01000.120.110	M16X130	25	01000.160.130
M8X110	100	01000.080.110	M12X115*	50	01000.120.115	M16X140	25	01000.160.140
M8X115*	100	01000.080.115	M12X120	50	01000.120.120	M16X150	25	01000.160.150
M8X120	100	01000.080.120	M12X130	50	01000.120.130	M16X160	25	01000.160.160
M8X125*	100	01000.080.125	M12X140	50	01000.120.140	M16X170	25	01000.160.170
M8X130	100	01000.080.130	M12X150	50	01000.120.150	M16X180	25	01000.160.180
M8X135*	100	01000.080.135	M12X160	25	01000.120.160	M16X190	25	01000.160.190
M8X140	50	01000.080.140	M12X170	25	01000.120.170	M16X200	25	01000.160.200
M8X145*	100	01000.080.145	M12X180	25	01000.120.180	M16X210	25	01000.160.210
M8X150	50	01000.080.150	M12X190	25	01000.120.190	M16X220	25	01000.160.220
M8X160*	100	01000.080.160	M12X200	25	01000.120.200	M16X230	25	01000.160.230
M8X170*	100	01000.080.170	M12X210*	25	01000.120.210	M16X240	10	01000.160.240
M8X180*	100	01000.080.180	M12X220	25	01000.120.220	M16X250	25	01000.160.250
M8X190*	100	01000.080.190	M12X230*	25	01000.120.230	M16X260	10	01000.160.260
M8X200*	100	01000.080.200	M12X240	25	01000.120.240	M16X270	10	01000.160.270
M8X210*	100	01000.080.210	M12X250*	25	01000.120.250	M16X280	10	01000.160.280
M8X220*	100	01000.080.220	M12X260	25	01000.120.260	M16X290*	25	01000.160.290
M8X230*	100	01000.080.230	M12X270*	25	01000.120.270	M16X300	10	01000.160.300
M8X240*	100	01000.080.240	M12X280	25	01000.120.280	M16X310*	10	01000.160.310
M8X250*	100	01000.080.250	M12X290*	25	01000.120.290	M16X320	10	01000.160.320
M8X260*	100	01000.080.260	M12X300*	25	01000.120.300	M16X330*	10	01000.160.330
M8X280*	100	01000.080.280	M12X310*	25	01000.120.310	M16X340	10	01000.160.340
M8X300*	100	01000.080.300	M12X320*	25	01000.120.320	M16X350*	10	01000.160.350
			M12X330*	25	01000.120.330	M16X360	10	01000.160.360
M10X35	100	01000.100.035	M12X340*	25	01000.120.340	M16X370*	10	01000.160.370
M10X40	100	01000.100.040	M12X350*	25	01000.120.350	M16X380	10	01000.160.380
M10X45	100	01000.100.045	M12X360*	25	01000.120.360	M16X390*	10	01000.160.390
M10X50	100	01000.100.050	M12X380*	25	01000.120.380	M16X400	10	01000.160.400
M10X55	100	01000.100.055	M12X400*	25	01000.120.400	M16X410*	10	01000.160.410
M10X60	100	01000.100.060	M12X420*	25	01000.120.420	M16X420*	10	01000.160.420
M10X65	100	01000.100.065	M12X440*	25	01000.120.440	M16X430*	10	01000.160.430
M10X70	100	01000.100.070	M12X460*	25	01000.120.460	M16X440*	10	01000.160.440
M10X75	100	01000.100.075	M12X480*	25	01000.120.480	M16X450*	10	01000.160.450
M10X80	100	01000.100.080	M12X500*	25	01000.120.500	M16X460	10	01000.160.460
M10X85	100	01000.100.085				M16X480*	10	01000.160.480
M10X90	100	01000.100.090	M14X50	50	01000.140.050	M16X500*	10	01000.160.500
M10X95	100	01000.100.095	M14X55	50	01000.140.055			
M10X100	100	01000.100.100	M14X60	50	01000.140.060	M18X55	25	01000.180.055
M10X105*	50	01000.100.105	M14X65	50	01000.140.065	M18X60	25	01000.180.060
M10X110	50	01000.100.110	M14X70	50	01000.140.070	M18X65	25	01000.180.065
M10X115*	50	01000.100.115	M14X75	50	01000.140.075	M18X70	25	01000.180.070
M10X120	50	01000.100.120	M14X80	50	01000.140.080	M18X75	25	01000.180.075
M10X125*	50	01000.100.125	M14X85	50	01000.140.085	M18X80	25	01000.180.080
M10X130	50	01000.100.130	M14X90	50	01000.140.090	M18X85*	25	01000.180.085
M10X135*	50	01000.100.135	M14X95	50	01000.140.095	M18X90	25	01000.180.090
M10X140	50	01000.100.140	M14X100	50	01000.140.100	M18X95*	25	01000.180.095
M10X145*	50	01000.100.145	M14X110	50	01000.140.110	M18X100	25	01000.180.100
M10X150	50	01000.100.150	M14X120	50	01000.140.120	M18X110	25	01000.180.110
M10X160	50	01000.100.160	M14X130	25	01000.140.130	M18X120	25	01000.180.120
M10X170	50	01000.100.170	M14X140	25	01000.140.140	M18X130	25	01000.180.130
M10X180	50	01000.100.180	M14X150	25	01000.140.150	M18X140	25	01000.180.140
M10X190*	50	01000.100.190	M14X160	25	01000.140.160	M18X150	25	01000.180.150
M10X200	50	01000.100.200	M14X170*	25	01000.140.170	M18X160	25	01000.180.160
M10X210*	50	01000.100.210	M14X180	25	01000.140.180	M18X170	25	01000.180.170
M10X220	50	01000.100.220	M14X190*	25	01000.140.190	M18X180	10	01000.180.180
M10X230*	50	01000.100.230	M14X200	25	01000.140.200	M18X190*	25	01000.180.190
M10X240*	50	01000.100.240	M14X210*	25	01000.140.210	M18X200	10	01000.180.200
M10X250*	50	01000.100.250	M14X220*	25	01000.140.220	M18X210*	25	01000.180.210
M10X260*	50	01000.100.260	M14X230*	25	01000.140.230	M18X220	10	01000.180.220
M10X270*	50	01000.100.270	M14X240*	25	01000.140.240	M18X230*	10	01000.180.230
M10X280	50	01000.100.280	M14X250*	25	01000.140.250	M18X240	10	01000.180.240
M10X300*	50	01000.100.300	M14X260*	25	01000.140.260	M18X250*	10	01000.180.250
M10X320*	50	01000.100.320	M14X270*	25	01000.140.270	M18X260	10	01000.180.260
M10X340*	50	01000.100.340	M14X280*	25	01000.140.280	M18X270*	10	01000.180.270
M10X360*	50	01000.100.360	M14X290*	25	01000.140.290	M18X280	10	01000.180.280
M10X380*	50	01000.100.380	M14X300*	25	01000.140.300	M18X290*	10	01000.180.290
M10X400*	50	01000.100.400	M14X310*	25	01000.140.310	M18X300	10	01000.180.300
			M14X320*	25	01000.140.320			
M12X40	100	01000.120.040				M20X60	50	01000.200.060
M12X45	100	01000.120.045	M16X50	100	01000.160.050	M20X65	25	01000.200.065
M12X50	100	01000.120.050	M16X55	50	01000.160.055	M20X70	25	01000.200.070
M12X55	100	01000.120.055	M16X60	50	01000.160.060	M20X75	25	01000.200.075
M12X60	100	01000.120.060	M16X65	25	01000.160.065	M20X80	25	01000.200.080

01000 Hexagon head bolt / Zeskantbout / Vis à tête hexagonale filetage partiel ←

d x L	✉	Art.number	d x L	✉	Art.number	d x L	✉	Art.number
M20X85	25	01000.200.085	M24X190	10	01000.240.190	M30X180	5	01000.300.180
M20X90	25	01000.200.090	M24X200	10	01000.240.200	M30X190	5	01000.300.190
M20X95*	25	01000.200.095	M24X210	10	01000.240.210	M30X200	5	01000.300.200
M20X100	25	01000.200.100	M24X220	10	01000.240.220	M30X210*	5	01000.300.210
M20X110	25	01000.200.110	M24X230	10	01000.240.230	M30X220	5	01000.300.220
M20X120	25	01000.200.120	M24X240	10	01000.240.240	M30X240	5	01000.300.240
M20X130	25	01000.200.130	M24X250	10	01000.240.250	M30X250	5	01000.300.250
M20X140	25	01000.200.140	M24X260	10	01000.240.260	M30X260	5	01000.300.260
M20X150	25	01000.200.150	M24X270*	10	01000.240.270	M30X270*	5	01000.300.270
M20X160	10	01000.200.160	M24X280	10	01000.240.280	M30X280	5	01000.300.280
M20X170	10	01000.200.170	M24X290*	10	01000.240.290	M30X290*	5	01000.300.290
M20X180	10	01000.200.180	M24X300	10	01000.240.300	M30X300	5	01000.300.300
M20X190	10	01000.200.190	M24X310*	10	01000.240.310	M30X310	5	01000.300.310
M20X200	10	01000.200.200	M24X320	5	01000.240.320	M30X320	2	01000.300.320
M20X210	10	01000.200.210	M24X330*	10	01000.240.330	M30X330*	5	01000.300.330
M20X220	10	01000.200.220	M24X340	5	01000.240.340	M30X340	2	01000.300.340
M20X230	10	01000.200.230	M24X350	1	01000.240.350	M30X350*	5	01000.300.350
M20X240	10	01000.200.240	M24X360	5	01000.240.360	M30X360	2	01000.300.360
M20X250	10	01000.200.250	M24X370*	10	01000.240.370	M30X370*	5	01000.300.370
M20X260	10	01000.200.260	M24X380	5	01000.240.380	M30X380	1	01000.300.380
M20X270	10	01000.200.270	M24X390*	10	01000.240.390	M30X390*	5	01000.300.390
M20X280	10	01000.200.280	M24X400	5	01000.240.400	M30X400	2	01000.300.400
M20X290*	10	01000.200.290	M24X410*	5	01000.240.410	M30X420	2	01000.300.420
M20X300	10	01000.200.300	M24X420	5	01000.240.420	M30X440	2	01000.300.440
M20X310*	10	01000.200.310	M24X430*	5	01000.240.430	M30X450*	5	01000.300.450
M20X320	5	01000.200.320	M24X440	5	01000.240.440	M30X460	5	01000.300.460
M20X330*	10	01000.200.330	M24X450*	1	01000.240.450	M30X480	2	01000.300.480
M20X340	5	01000.200.340	M24X460*	5	01000.240.460	M30X500*	5	01000.300.500
M20X350*	10	01000.200.350	M24X480*	5	01000.240.480	M30X520	5	01000.300.520
M20X360	5	01000.200.360	M24X500	5	01000.240.500	M30X560*	5	01000.300.560
M20X370*	10	01000.200.370	M24X560*	5	01000.240.560	M30X580*	5	01000.300.580
M20X380	5	01000.200.380	M24X600*	5	01000.240.600	M30X600*	5	01000.300.600
M20X390*	10	01000.200.390	M24X640*	5	01000.240.640			
M20X400	5	01000.200.400				M33X90*	10	01000.330.090
M20X410*	10	01000.200.410	M27X80	10	01000.270.080	M33X100	5	01000.330.100
M20X420*	1	01000.200.420	M27X85*	10	01000.270.085	M33X110	5	01000.330.110
M20X430*	10	01000.200.430	M27X90	10	01000.270.090	M33X120	5	01000.330.120
M20X440*	10	01000.200.440	M27X100	10	01000.270.100	M33X130	5	01000.330.130
M20X450*	10	01000.200.450	M27X110	10	01000.270.110	M33X140	5	01000.330.140
M20X460*	10	01000.200.460	M27X120	10	01000.270.120	M33X150	5	01000.330.150
M20X480*	10	01000.200.480	M27X130	10	01000.270.130	M33X160	5	01000.330.160
M20X500*	10	01000.200.500	M27X140	10	01000.270.140	M33X170	2	01000.330.170
			M27X150	10	01000.270.150	M33X180	2	01000.330.180
M22X70	25	01000.220.070	M27X160	10	01000.270.160	M33X190	2	01000.330.190
M22X75	25	01000.220.075	M27X170	5	01000.270.170	M33X200	2	01000.330.200
M22X80	25	01000.220.080	M27X180	5	01000.270.180	M33X210*	5	01000.330.210
M22X90	25	01000.220.090	M27X190	5	01000.270.190	M33X220	2	01000.330.220
M22X100	10	01000.220.100	M27X200	5	01000.270.200	M33X230*	5	01000.330.230
M22X110	10	01000.220.110	M27X210*	5	01000.270.210	M33X240	2	01000.330.240
M22X120	10	01000.220.120	M27X220	5	01000.270.220	M33X250	2	01000.330.250
M22X130	10	01000.220.130	M27X230*	5	01000.270.230	M33X260	2	01000.330.260
M22X140	10	01000.220.140	M27X240	5	01000.270.240	M33X270*	5	01000.330.270
M22X150	10	01000.220.150	M27X250*	5	01000.270.250	M33X280	2	01000.330.280
M22X160	10	01000.220.160	M27X260	5	01000.270.260	M33X300*	1	01000.330.300
M22X180	10	01000.220.180	M27X270*	5	01000.270.270	M33X320	2	01000.330.320
M22X190*	1	01000.220.190	M27X280	5	01000.270.280	M33X360	2	01000.330.360
M22X200	5	01000.220.200	M27X290*	5	01000.270.290	M33X400*	5	01000.330.400
M22X210*	10	01000.220.210	M27X300	5	01000.270.300			
M22X220	5	01000.220.220	M27X320	5	01000.270.320	M36X100	5	01000.360.100
M22X230*	10	01000.220.230	M27X340	5	01000.270.340	M36X110	5	01000.360.110
M22X240	5	01000.220.240	M27X360	5	01000.270.360	M36X120	5	01000.360.120
M22X250*	10	01000.220.250	M27X380	5	01000.270.380	M36X130	5	01000.360.130
M22X260	5	01000.220.260	M27X400	5	01000.270.400	M36X140	5	01000.360.140
M22X270*	10	01000.220.270	M27X420*	5	01000.270.420	M36X150	5	01000.360.150
M22X280	5	01000.220.280	M27X440*	5	01000.270.440	M36X160	5	01000.360.160
M22X300	5	01000.220.300	M27X460*	5	01000.270.460	M36X170	2	01000.360.170
			M27X480*	5	01000.270.480	M36X180	2	01000.360.180
M24X70	25	01000.240.070	M27X500*	5	01000.270.500	M36X190	2	01000.360.190
M24X75	25	01000.240.075	M27X520*	5	01000.270.520	M36X200	2	01000.360.200
M24X80	25	01000.240.080	M27X540*	5	01000.270.540	M36X210	5	01000.360.210
M24X85	25	01000.240.085	M27X560*	5	01000.270.560	M36X220	2	01000.360.220
M24X90	10	01000.240.090				M36X230*	5	01000.360.230
M24X95*	10	01000.240.095	M30X80	10	01000.300.080	M36X240	2	01000.360.240
M24X100	10	01000.240.100	M30X90	10	01000.300.090	M36X250	2	01000.360.250
M24X110	10	01000.240.110	M30X100	10	01000.300.100	M36X260	2	01000.360.260
M24X120	10	01000.240.120	M30X110	10	01000.300.110	M36X270	2	01000.360.270
M24X130	10	01000.240.130	M30X120	10	01000.300.120	M36X280	2	01000.360.280
M24X140	10	01000.240.140	M30X130	10	01000.300.130	M36X290*	5	01000.360.290
M24X150	10	01000.240.150	M30X140	10	01000.300.140	M36X300	2	01000.360.300
M24X160	10	01000.240.160	M30X150	10	01000.300.150	M36X310*	5	01000.360.310
M24X170	10	01000.240.170	M30X160	10	01000.300.160	M36X320	1	01000.360.320
M24X180	10	01000.240.180	M30X170	5	01000.300.170	M36X330*	5	01000.360.330

01000 Hexagon head bolt / Zeskantbout / Vis à tête hexagonale filetage partiel ←

d x L	✉	Art.number	d x L	✉	Art.number	d x L	✉	Art.number
M36X340	1	01000.360.340	M42X240	1	01000.420.240	M48X320	1	01000.480.320
M36X350*	5	01000.360.350	M42X250*	5	01000.420.250	M48X340	1	01000.480.340
M36X360	1	01000.360.360	M42X260	1	01000.420.260	M48X360	1	01000.480.360
M36X380	1	01000.360.380	M42X280	1	01000.420.280	M48X380*	2	01000.480.380
M36X400	1	01000.360.400	M42X300	1	01000.420.300	M48X400	1	01000.480.400
M36X420	1	01000.360.420	M42X320	1	01000.420.320	M48X420*	2	01000.480.420
M36X440	1	01000.360.440	M42X340*	1	01000.420.340	M48X480*	2	01000.480.480
M36X460	1	01000.360.460	M42X360	1	01000.420.360	M48X500	1	01000.480.500
M36X480	1	01000.360.480	M42X380	2	01000.420.380			
M36X500	1	01000.360.500	M42X400	1	01000.420.400	M52X150*	5	01000.520.150
M36X540*	2	01000.360.540	M42X420	1	01000.420.420	M52X160	1	01000.520.160
M36X580*	2	01000.360.580	M42X460	1	01000.420.460	M52X180	1	01000.520.180
			M42X480	1	01000.420.480	M52X200	1	01000.520.200
M39X110	1	01000.390.110	M42X500	1	01000.420.500	M52X240	1	01000.520.240
M39X120	1	01000.390.120				M52X280	1	01000.520.280
M39X130	1	01000.390.130	M45X120	1	01000.450.120	M52X320	1	01000.520.320
M39X140	1	01000.390.140	M45X130*	5	01000.450.130			
M39X150	1	01000.390.150	M45X140	1	01000.450.140	M56X130*	5	01000.560.130
M39X160	1	01000.390.160	M45X150*	5	01000.450.150	M56X140*	2	01000.560.140
M39X170	1	01000.390.170	M45X160*	1	01000.450.160	M56X150*	2	01000.560.150
M39X180	1	01000.390.180	M45X170*	5	01000.450.170	M56X160	1	01000.560.160
M39X190	1	01000.390.190	M45X180	1	01000.450.180	M56X170*	2	01000.560.170
M39X200	1	01000.390.200	M45X190*	5	01000.450.190	M56X180	1	01000.560.180
M39X220	1	01000.390.220	M45X200	1	01000.450.200	M56X190*	2	01000.560.190
M39X240	1	01000.390.240	M45X220	1	01000.450.220	M56X200	1	01000.560.200
M39X250*	5	01000.390.250	M45X240	1	01000.450.240	M56X220*	2	01000.560.220
M39X260	1	01000.390.260	M45X360	1	01000.450.360	M56X240	1	01000.560.240
M39X280	1	01000.390.280				M56X250*	2	01000.560.250
M39X300	1	01000.390.300	M48X130*	5	01000.480.130	M56X260	1	01000.560.260
M39X360	1	01000.390.360	M48X140	1	01000.480.140	M56X280	1	01000.560.280
M39X400	1	01000.390.400	M48X150	1	01000.480.150	M56X300*	2	01000.560.300
			M48X160	1	01000.480.160	M56X320	1	01000.560.320
M42X120	1	01000.420.120	M48X170	1	01000.480.170	M56X360	1	01000.560.360
M42X130	1	01000.420.130	M48X180	1	01000.480.180	M56X380*	2	01000.560.380
M42X140	1	01000.420.140	M48X190*	5	01000.480.190	M56X400	1	01000.560.400
M42X150	1	01000.420.150	M48X200	1	01000.480.200			
M42X160	1	01000.420.160	M48X220	1	01000.480.220	M64X200	1	01000.640.200
M42X170	1	01000.420.170	M48X240	1	01000.480.240	M64X240	1	01000.640.240
M42X180	1	01000.420.180	M48X250*	2	01000.480.250	M64X280	1	01000.640.280
M42X190*	5	01000.420.190	M48X260	1	01000.480.260	M64X300*	2	01000.640.300
M42X200	1	01000.420.200	M48X280	1	01000.480.280	M64X320	1	01000.640.320
M42X210	1	01000.420.210	M48X290*	2	01000.480.290	M64X360	1	01000.640.360
M42X220	1	01000.420.220	M48X300	1	01000.480.300	M64X400	1	01000.640.400

01200 Hexagon head bolt / Zeskantbout / Vis à tête hexagonale filetage partiel A05A

Thread Metric thread
Material Steel
Class 8.8
Surface treatment Zinc plated

RoHS



d x L	✉	Art.number	d x L	✉	Art.number	d x L	✉	Art.number
M3X30*	500	01200.030.030	M5X100	200	01200.050.100	M6X190*	100	01200.060.190
M3X35*	500	01200.030.035	M5X120*	200	01200.050.120	M6X200*	100	01200.060.200
M3X40*	500	01200.030.040	M5X130*	200	01200.050.130			
						M7X30	200	01200.070.030
M4X25	500	01200.040.025	M6X30	200	01200.060.030	M7X35	200	01200.070.035
M4X30	500	01200.040.030	M6X35	200	01200.060.035	M7X40	200	01200.070.040
M4X35	500	01200.040.035	M6X40	200	01200.060.040	M7X45	200	01200.070.045
M4X40	500	01200.040.040	M6X45	200	01200.060.045	M7X50	200	01200.070.050
M4X45*	500	01200.040.045	M6X50	200	01200.060.050	M7X60	200	01200.070.060
M4X50	500	01200.040.050	M6X55	200	01200.060.055	M7X70	200	01200.070.070
M4X55*	200	01200.040.055	M6X60	200	01200.060.060	M7X80	200	01200.070.080
M4X60	200	01200.040.060	M6X65	200	01200.060.065			
M4X70*	200	01200.040.070	M6X70	200	01200.060.070	M8X35	200	01200.080.035
M4X80	200	01200.040.080	M6X75	200	01200.060.075	M8X40	200	01200.080.040
			M6X80	200	01200.060.080	M8X45	200	01200.080.045
M5X30	200	01200.050.030	M6X85	100	01200.060.085	M8X50	200	01200.080.050
M5X35	200	01200.050.035	M6X90	100	01200.060.090	M8X55	200	01200.080.055
M5X40	200	01200.050.040	M6X95	100	01200.060.095	M8X60	200	01200.080.060
M5X45	200	01200.050.045	M6X100	100	01200.060.100	M8X65	200	01200.080.065
M5X50	200	01200.050.050	M6X105*	100	01200.060.105	M8X70	200	01200.080.070
M5X55	200	01200.050.055	M6X110	100	01200.060.110	M8X75	200	01200.080.075
M5X60	200	01200.050.060	M6X120	100	01200.060.120	M8X80	200	01200.080.080
M5X65	200	01200.050.065	M6X130	100	01200.060.130	M8X85	200	01200.080.085
M5X70	200	01200.050.070	M6X140	100	01200.060.140	M8X90	100	01200.080.090
M5X80	200	01200.050.080	M6X150	100	01200.060.150	M8X95	100	01200.080.095
M5X85*	200	01200.050.085	M6X160	100	01200.060.160	M8X100	100	01200.080.100
M5X90	200	01200.050.090	M6X170*	100	01200.060.170	M8X105	100	01200.080.105
M5X95*	200	01200.050.095	M6X180	100	01200.060.180	M8X110	100	01200.080.110

01200 Hexagon head bolt / Zeskantbout / Vis à tête hexagonale filetage partiel ←

d x L	✉	Art.number	d x L	✉	Art.number	d x L	✉	Art.number
M8X115	100	01200.080.115	M12X80/S=19	50	01200.120.080	M16X170	25	01200.160.170
M8X120	100	01200.080.120	M12X80	50	01200.120.081	M16X180	25	01200.160.180
M8X125	100	01200.080.125	M12X85/S=19	50	01200.120.085	M16X190	25	01200.160.190
M8X130	100	01200.080.130	M12X90/S=19	50	01200.120.090	M16X200	25	01200.160.200
M8X135*	100	01200.080.135	M12X90	50	01200.120.091	M16X210	25	01200.160.210
M8X140	50	01200.080.140	M12X95/S=19	50	01200.120.095	M16X220	25	01200.160.220
M8X145*	100	01200.080.145	M12X100/S=19	50	01200.120.100	M16X230	25	01200.160.230
M8X150	50	01200.080.150	M12X100*	50	01200.120.101	M16X240	10	01200.160.240
M8X160	50	01200.080.160	M12X110/S=19	50	01200.120.110	M16X250	10	01200.160.250
M8X170	100	01200.080.170	M12X110	50	01200.120.111	M16X260	10	01200.160.260
M8X180	50	01200.080.180	M12X115/S=19	50	01200.120.115	M16X270	25	01200.160.270
M8X190	100	01200.080.190	M12X120/S=19	50	01200.120.120	M16X280	10	01200.160.280
M8X200	50	01200.080.200	M12X120	50	01200.120.121	M16X290*	1	01200.160.290
M8X210*	100	01200.080.210	M12X130/S=19	50	01200.120.130	M16X300	10	01200.160.300
M8X220	100	01200.080.220	M12X140/S=19	50	01200.120.140	M16X310*	10	01200.160.310
			M12X150/S=19	50	01200.120.150	M16X320	10	01200.160.320
M10X40/S=17	100	01200.100.040	M12X160/S=19	25	01200.120.160	M16X330*	10	01200.160.330
M10X40	100	01200.100.041	M12X170/S=19	25	01200.120.170	M16X340	10	01200.160.340
M10X45/S=17	100	01200.100.045	M12X180/S=19	25	01200.120.180	M16X350	10	01200.160.350
M10X45	100	01200.100.046	M12X190/S=19	25	01200.120.190	M16X360	10	01200.160.360
M10X50/S=17	100	01200.100.050	M12X200/S=19	25	01200.120.200	M16X370*	5	01200.160.370
M10X50	100	01200.100.051	M12X210/S=19	25	01200.120.210	M16X380	10	01200.160.380
M10X55/S=17	100	01200.100.055	M12X220/S=19	25	01200.120.220	M16X390*	10	01200.160.390
M10X55	100	01200.100.056	M12X230/S=19	25	01200.120.230	M16X400	10	01200.160.400
M10X60/S=17	100	01200.100.060	M12X240/S=19	25	01200.120.240	M16X420*	10	01200.160.420
M10X60	100	01200.100.061	M12X250/S=19	25	01200.120.250	M16X430*	5	01200.160.430
M10X65/S=17	100	01200.100.065	M12X260/S=19	25	01200.120.260	M16X440*	5	01200.160.440
M10X65	100	01200.100.066	M12X270/S=19	25	01200.120.270			
M10X70/S=17	100	01200.100.070	M12X280/S=19	25	01200.120.280	M18X60	25	01200.180.060
M10X70	100	01200.100.071	M12X290/S=19*	25	01200.120.290	M18X65	25	01200.180.065
M10X75/S=17	100	01200.100.075	M12X300/S=19	25	01200.120.300	M18X70	25	01200.180.070
M10X75	100	01200.100.076	M12X310/S=19*	25	01200.120.310	M18X75	25	01200.180.075
M10X80/S=17	100	01200.100.080	M12X320/S=19	25	01200.120.320	M18X80	25	01200.180.080
M10X80	100	01200.100.081	M12X330/S=19*	10	01200.120.330	M18X90	25	01200.180.090
M10X85/S=17	100	01200.100.085				M18X95*	25	01200.180.095
M10X85	100	01200.100.086	M14X50/S=22	50	01200.140.050	M18X100	25	01200.180.100
M10X90/S=17	100	01200.100.090	M14X55/S=22	50	01200.140.055	M18X110	25	01200.180.110
M10X90	100	01200.100.091	M14X55	50	01200.140.056	M18X120	25	01200.180.120
M10X95/S=17	100	01200.100.095	M14X60/S=22	50	01200.140.060	M18X130	25	01200.180.130
M10X100/S=17	100	01200.100.100	M14X60	50	01200.140.061	M18X140	25	01200.180.140
M10X100	100	01200.100.101	M14X65/S=22	50	01200.140.065	M18X150	25	01200.180.150
M10X105/S=17	50	01200.100.105	M14X70/S=22	50	01200.140.070	M18X160	25	01200.180.160
M10X110/S=17	50	01200.100.110	M14X75/S=22	50	01200.140.075	M18X170	25	01200.180.170
M10X110	50	01200.100.111	M14X80/S=22	50	01200.140.080	M18X180	10	01200.180.180
M10X115/S=17	50	01200.100.115	M14X80	50	01200.140.081	M18X190*	25	01200.180.190
M10X120/S=17	50	01200.100.120	M14X85/S=22	50	01200.140.085	M18X200	10	01200.180.200
M10X120	50	01200.100.121	M14X90/S=22	50	01200.140.090	M18X220	10	01200.180.220
M10X130/S=17	50	01200.100.130	M14X95/S=22*	50	01200.140.095	M18X230*	10	01200.180.230
M10X140/S=17	50	01200.100.140	M14X100/S=22	50	01200.140.100	M18X240	5	01200.180.240
M10X150/S=17	50	01200.100.150	M14X100	50	01200.140.101			
M10X155/S=17	50	01200.100.155	M14X110/S=22	50	01200.140.110	M20X60	25	01200.200.060
M10X160/S=17	50	01200.100.160	M14X110	50	01200.140.111	M20X65	25	01200.200.065
M10X170/S=17	50	01200.100.170	M14X120/S=22	50	01200.140.120	M20X70	25	01200.200.070
M10X180/S=17	50	01200.100.180	M14X130/S=22	25	01200.140.130	M20X75	25	01200.200.075
M10X190/S=17	50	01200.100.190	M14X140/S=22	25	01200.140.140	M20X80	25	01200.200.080
M10X200/S=17	50	01200.100.200	M14X150/S=22	25	01200.140.150	M20X85	25	01200.200.085
M10X210/S=17	25	01200.100.210	M14X160/S=22	25	01200.140.160	M20X90	25	01200.200.090
M10X220/S=17	25	01200.100.220	M14X170/S=22	25	01200.140.170	M20X95	25	01200.200.095
M10X230/S=17*	50	01200.100.230	M14X180/S=22	25	01200.140.180	M20X100	25	01200.200.100
M10X240/S=17	25	01200.100.240	M14X190/S=22	25	01200.140.190	M20X110	25	01200.200.110
M10X250/S=17*	50	01200.100.250	M14X200/S=22	25	01200.140.200	M20X120	25	01200.200.120
M10X260/S=17	50	01200.100.260	M14X220/S=22	25	01200.140.220	M20X130	25	01200.200.130
M10X270/S=17*	50	01200.100.270	M14X240/S=22	25	01200.140.240	M20X140	25	01200.200.140
M10X280/S=17	50	01200.100.280	M14X260/S=22	25	01200.140.260	M20X150	25	01200.200.150
M10X290/S=17*	50	01200.100.290				M20X160	10	01200.200.160
M10X300/S=17	50	01200.100.300	M16X50	50	01200.160.050	M20X170	10	01200.200.170
			M16X55	50	01200.160.055	M20X180	10	01200.200.180
M12X40/S=19	100	01200.120.040	M16X60	50	01200.160.060	M20X190	10	01200.200.190
M12X45/S=19	100	01200.120.045	M16X65	25	01200.160.065	M20X200	10	01200.200.200
M12X45	100	01200.120.046	M16X70	25	01200.160.070	M20X210	10	01200.200.210
M12X50/S=19	100	01200.120.050	M16X75	25	01200.160.075	M20X220	10	01200.200.220
M12X50	100	01200.120.051	M16X80	25	01200.160.080	M20X230	10	01200.200.230
M12X55/S=19	100	01200.120.055	M16X85	25	01200.160.085	M20X240	10	01200.200.240
M12X55	100	01200.120.056	M16X90	25	01200.160.090	M20X250	10	01200.200.250
M12X60/S=19	100	01200.120.060	M16X95	50	01200.160.095	M20X260	10	01200.200.260
M12X60	100	01200.120.061	M16X100	25	01200.160.100	M20X270	10	01200.200.270
M12X65/S=19	50	01200.120.065	M16X110	25	01200.160.110	M20X280	10	01200.200.280
M12X65	50	01200.120.066	M16X120	25	01200.160.120	M20X290*	10	01200.200.290
M12X70/S=19	50	01200.120.070	M16X130	25	01200.160.130	M20X300	10	01200.200.300
M12X70	50	01200.120.071	M16X140	25	01200.160.140	M20X310*	10	01200.200.310
M12X75/S=19	50	01200.120.075	M16X150	25	01200.160.150	M20X320	5	01200.200.320
M12X75*	50	01200.120.076	M16X160	25	01200.160.160	M20X330*	10	01200.200.330

01200 Hexagon head bolt / Zeskantbout / Vis à tête hexagonale filetage partiel ←

d x L	✉	Art.number	d x L	✉	Art.number	d x L	✉	Art.number
M20X340	10	01200.200.340	M24X400	5	01200.240.400	M33X170*	5	01200.330.170
M20X350	10	01200.200.350	M24X410*	10	01200.240.410	M33X180	2	01200.330.180
M20X360	10	01200.200.360	M24X420*	10	01200.240.420	M33X190*	5	01200.330.190
M20X380	10	01200.200.380	M24X430*	10	01200.240.430	M33X200	2	01200.330.200
M20X390*	10	01200.200.390	M24X440*	10	01200.240.440	M33X210*	5	01200.330.210
M20X400	10	01200.200.400	M24X450*	10	01200.240.450	M33X220	5	01200.330.220
M20X420	10	01200.200.420				M33X240	5	01200.330.240
M20X430*	10	01200.200.430	M27X80	10	01200.270.080	M33X260*	5	01200.330.260
M20X440	10	01200.200.440	M27X90	10	01200.270.090	M33X280	1	01200.330.280
M20X450*	10	01200.200.450	M27X100	10	01200.270.100	M33X300*	5	01200.330.300
M20X460*	10	01200.200.460	M27X110	10	01200.270.110			
M20X480*	10	01200.200.480	M27X120	10	01200.270.120	M36X100	5	01200.360.100
M20X500*	10	01200.200.500	M27X130	10	01200.270.130	M36X110	5	01200.360.110
			M27X140	10	01200.270.140	M36X120	5	01200.360.120
M22X70/S=32	25	01200.220.070	M27X150	10	01200.270.150	M36X130	5	01200.360.130
M22X75/S=32	25	01200.220.075	M27X160	10	01200.270.160	M36X140	5	01200.360.140
M22X80/S=32	25	01200.220.080	M27X170*	10	01200.270.170	M36X150	5	01200.360.150
M22X90/S=32	25	01200.220.090	M27X180	5	01200.270.180	M36X160	5	01200.360.160
M22X100/S=32	10	01200.220.100	M27X190	5	01200.270.190	M36X170	5	01200.360.170
M22X110/S=32	10	01200.220.110	M27X200	5	01200.270.200	M36X180	2	01200.360.180
M22X120/S=32	10	01200.220.120	M27X220	5	01200.270.220	M36X190*	5	01200.360.190
M22X130/S=32	10	01200.220.130	M27X230*	10	01200.270.230	M36X200	2	01200.360.200
M22X140/S=32	10	01200.220.140	M27X240	5	01200.270.240	M36X210*	5	01200.360.210
M22X150/S=32	10	01200.220.150	M27X260	5	01200.270.260	M36X220	2	01200.360.220
M22X160/S=32	10	01200.220.160	M27X270*	10	01200.270.270	M36X230*	5	01200.360.230
M22X180/S=32	10	01200.220.180	M27X280	5	01200.270.280	M36X240	2	01200.360.240
M22X200/S=32	5	01200.220.200	M27X300	5	01200.270.300	M36X250*	5	01200.360.250
M22X240/S=32	10	01200.220.240	M27X320*	10	01200.270.320	M36X260	2	01200.360.260
M22X260/S=32*	10	01200.220.260				M36X270*	10	01200.360.270
M22X280/S=32*	10	01200.220.280	M30X90	10	01200.300.090	M36X280	2	01200.360.280
M22X300/S=32*	10	01200.220.300	M30X100	10	01200.300.100	M36X300	2	01200.360.300
			M30X110	10	01200.300.110	M36X320	5	01200.360.320
M24X70	25	01200.240.070	M30X120	10	01200.300.120	M36X360	5	01200.360.360
M24X75	25	01200.240.075	M30X130	10	01200.300.130	M36X400	5	01200.360.400
M24X80	25	01200.240.080	M30X140	10	01200.300.140			
M24X85	10	01200.240.085	M30X150	10	01200.300.150	M39X140	10	01200.390.140
M24X90	10	01200.240.090	M30X160	10	01200.300.160	M39X150*	10	01200.390.150
M24X95	10	01200.240.095	M30X170	5	01200.300.170	M39X160	1	01200.390.160
M24X100	10	01200.240.100	M30X180	5	01200.300.180	M39X170	5	01200.390.170
M24X110	10	01200.240.110	M30X190	10	01200.300.190	M39X180*	5	01200.390.180
M24X120	10	01200.240.120	M30X200	5	01200.300.200	M39X190*	5	01200.390.190
M24X130	10	01200.240.130	M30X210	5	01200.300.210	M39X200	5	01200.390.200
M24X140	10	01200.240.140	M30X220	5	01200.300.220			
M24X150	10	01200.240.150	M30X230	5	01200.300.230	M42X120*	5	01200.420.120
M24X160	10	01200.240.160	M30X240	5	01200.300.240	M42X130*	5	01200.420.130
M24X170	10	01200.240.170	M30X250*	10	01200.300.250	M42X140*	5	01200.420.140
M24X180	10	01200.240.180	M30X260	5	01200.300.260	M42X150	5	01200.420.150
M24X190	10	01200.240.190	M30X280	5	01200.300.280	M42X160*	5	01200.420.160
M24X200	10	01200.240.200	M30X290*	10	01200.300.290	M42X170*	5	01200.420.170
M24X210	10	01200.240.210	M30X300	5	01200.300.300	M42X180*	1	01200.420.180
M24X220	10	01200.240.220	M30X310*	10	01200.300.310	M42X190*	5	01200.420.190
M24X230	10	01200.240.230	M30X320	2	01200.300.320	M42X200*	5	01200.420.200
M24X240	10	01200.240.240	M30X330*	10	01200.300.330	M42X220*	10	01200.420.220
M24X250	10	01200.240.250	M30X340	2	01200.300.340	M42X240	10	01200.420.240
M24X260	10	01200.240.260	M30X350*	5	01200.300.350	M42X250*	10	01200.420.250
M24X270	10	01200.240.270	M30X360	2	01200.300.360	M42X260*	5	01200.420.260
M24X280	10	01200.240.280	M30X380	5	01200.300.380	M42X280*	5	01200.420.280
M24X300	10	01200.240.300	M30X400	2	01200.300.400			
M24X310*	10	01200.240.310				M48X140	5	01200.480.140
M24X320	5	01200.240.320	M33X100	5	01200.330.100	M48X150*	5	01200.480.150
M24X330*	10	01200.240.330	M33X110	5	01200.330.110	M48X160	5	01200.480.160
M24X340	5	01200.240.340	M33X120	5	01200.330.120	M48X170*	5	01200.480.170
M24X350*	10	01200.240.350	M33X130	5	01200.330.130	M48X180*	5	01200.480.180
M24X360	5	01200.240.360	M33X140	5	01200.330.140	M48X200	5	01200.480.200
M24X380	5	01200.240.380	M33X150	5	01200.330.150	M48X220*	2	01200.480.220
M24X390*	10	01200.240.390	M33X160	5	01200.330.160	M48X240*	2	01200.480.240

01224 Hexagon head bolt / Zeskantbout / Vis à tête hexagonale filetage partiel A96A

Thread Metric thread
Material Steel
Class 8.8
Surface treatment Zinc plated with thick Cr(III) passivation

RoHS



d x L	✉	Art.number	d x L	✉	Art.number	d x L	✉	Art.number
M5X40*	200	01224.050.040	M6X35*	200	01224.060.035	M6X60	200	01224.060.060
M5X45*	200	01224.050.045	M6X40*	200	01224.060.040	M6X65*	200	01224.060.065
M5X50*	200	01224.050.050	M6X45*	200	01224.060.045	M6X70*	200	01224.060.070
			M6X50*	200	01224.060.050	M6X75*	200	01224.060.075
M6X30*	500	01224.060.030	M6X55*	200	01224.060.055	M6X80	200	01224.060.080

01224 Hexagon head bolt / Zeskantbout / Vis à tête hexagonale filetage partiel

d x L	✉	Art.number	d x L	✉	Art.number	d x L	✉	Art.number
M6X90*	100	01224.060.090	M10X90*	100	01224.100.090	M16X90	25	01224.160.090
M6X100*	100	01224.060.100	M10X95*	100	01224.100.095	M16X100	25	01224.160.100
M6X110*	100	01224.060.110	M10X100*	100	01224.100.100	M16X110*	25	01224.160.110
M6X120*	100	01224.060.120	M10X110*	50	01224.100.110	M16X120*	25	01224.160.120
			M10X120*	50	01224.100.120	M16X130	25	01224.160.130
M8X35*	200	01224.080.035	M10X130*	50	01224.100.130	M16X140*	25	01224.160.140
M8X40*	200	01224.080.040	M10X140*	50	01224.100.140	M16X150*	25	01224.160.150
M8X45*	200	01224.080.045	M10X150*	50	01224.100.150	M16X160*	25	01224.160.160
M8X50*	200	01224.080.050				M16X180	25	01224.160.180
M8X55*	200	01224.080.055	M12X45*	100	01224.120.045	M16X190*	25	01224.160.190
M8X60*	200	01224.080.060	M12X50*	100	01224.120.050	M16X200*	25	01224.160.200
M8X65*	200	01224.080.065	M12X55*	100	01224.120.055			
M8X70*	200	01224.080.070	M12X60*	100	01224.120.060	M20X70*	25	01224.200.070
M8X75*	200	01224.080.075	M12X65*	50	01224.120.065	M20X75*	25	01224.200.075
M8X80*	200	01224.080.080	M12X70*	50	01224.120.070	M20X80*	25	01224.200.080
M8X85*	100	01224.080.085	M12X75*	50	01224.120.075	M20X100*	25	01224.200.100
M8X90*	100	01224.080.090	M12X80*	50	01224.120.080	M20X110*	25	01224.200.110
M8X100*	100	01224.080.100	M12X85*	50	01224.120.085	M20X120*	25	01224.200.120
M8X110*	100	01224.080.110	M12X90*	50	01224.120.090	M20X130*	25	01224.200.130
M8X120*	100	01224.080.120	M12X100*	50	01224.120.100	M20X140*	25	01224.200.140
M8X130*	100	01224.080.130	M12X110*	50	01224.120.110	M20X160*	10	01224.200.160
M8X140*	50	01224.080.140	M12X120*	50	01224.120.120	M20X240*	1	01224.200.240
M8X150*	100	01224.080.150	M12X130*	50	01224.120.130			
			M12X140*	50	01224.120.140	M24X75*	25	01224.240.075
M10X40*	100	01224.100.040	M12X150*	50	01224.120.150	M24X80*	25	01224.240.080
M10X45*	100	01224.100.045	M12X160*	25	01224.120.160	M24X90*	10	01224.240.090
M10X50*	100	01224.100.050	M12X180*	25	01224.120.180	M24X100*	10	01224.240.100
M10X55*	100	01224.100.055				M24X110*	10	01224.240.110
M10X60*	100	01224.100.060	M16X55*	50	01224.160.055	M24X120*	10	01224.240.120
M10X65*	100	01224.100.065	M16X60*	50	01224.160.060	M24X130*	10	01224.240.130
M10X70*	100	01224.100.070	M16X65*	25	01224.160.065	M24X140*	10	01224.240.140
M10X75*	100	01224.100.075	M16X70*	25	01224.160.070	M24X150*	10	01224.240.150
M10X80*	100	01224.100.080	M16X75	25	01224.160.075	M24X180*	1	01224.240.180
M10X85*	100	01224.100.085	M16X80*	25	01224.160.080	M24X200*	1	01224.240.200

01221 Hexagon head bolt / Zeskantbout / Vis à tête hexagonale filetage partiel — A96A

Thread Metric thread DIN 931
Material Steel
Class 8.8
Surface treatment Zinc plated with thick Cr(III) passivation

RoHS



d x L	✉	Art.number	d x L	✉	Art.number	d x L	✉	Art.number
M5X40*	200	01221.050.040	M10X95*	100	01221.100.095	M12X70*	50	01221.120.070
			M10X100*	100	01221.100.100	M12X75*	50	01221.120.075
M10X40*	100	01221.100.040	M10X110*	50	01221.100.110	M12X80*	50	01221.120.080
M10X45*	100	01221.100.045	M10X120*	50	01221.100.120	M12X85	50	01221.120.085
M10X50*	100	01221.100.050	M10X130*	50	01221.100.130	M12X90*	50	01221.120.090
M10X55*	100	01221.100.055	M10X140*	50	01221.100.140	M12X100*	50	01221.120.100
M10X60*	100	01221.100.060	M10X150*	50	01221.100.150	M12X110*	50	01221.120.110
M10X65*	100	01221.100.065				M12X120*	50	01221.120.120
M10X70*	100	01221.100.070	M12X45*	100	01221.120.045	M12X130*	50	01221.120.130
M10X75*	100	01221.100.075	M12X50*	100	01221.120.050	M12X140*	50	01221.120.140
M10X80*	100	01221.100.080	M12X55*	100	01221.120.055	M12X150*	50	01221.120.150
M10X85*	100	01221.100.085	M12X60*	100	01221.120.060	M12X160*	25	01221.120.160
M10X90*	100	01221.100.090	M12X65*	50	01221.120.065	M12X180*	25	01221.120.180

01226 Hexagon head bolt / Zeskantbout / Vis à tête hexagonale filetage partiel — A96A

Thread Metric thread DIN 931
Material Steel
Class 8.8
Surface treatment Zinc flake Cr(VI) free - flZn/nc

RoHS



d x L	✉	Art.number	d x L	✉	Art.number	d x L	✉	Art.number
M6X30	200	01226.060.030	M8X35	200	01226.080.035			
M6X35	200	01226.060.035	M8X40	200	01226.080.040	M10X40	100	01226.100.040
M6X40	200	01226.060.040	M8X45	200	01226.080.045	M10X45	100	01226.100.045
M6X45	200	01226.060.045	M8X50	200	01226.080.050	M10X50	100	01226.100.050
M6X50	200	01226.060.050	M8X60	200	01226.080.060	M10X60	100	01226.100.060
M6X55*	200	01226.060.055	M8X65*	200	01226.080.065	M10X70	100	01226.100.070
M6X60	200	01226.060.060	M8X70	200	01226.080.070	M10X80	100	01226.100.080
M6X65*	200	01226.060.065	M8X75*	200	01226.080.075	M10X90	100	01226.100.090
M6X70*	200	01226.060.070	M8X80	200	01226.080.080	M10X100	100	01226.100.100
M6X75*	200	01226.060.075	M8X90	100	01226.080.090	M10X120	50	01226.100.120
M6X80	200	01226.060.080	M8X100*	100	01226.080.100			
			M8X110	100	01226.080.110	M12X45	100	01226.120.045

01226 Hexagon head bolt / Zeskantbout / Vis à tête hexagonale filetage partiel ←

d x L	✉	Art.number	d x L	✉	Art.number	d x L	✉	Art.number
M12X50	100	01226.120.050	M16X100	25	01226.160.100	M20X140	25	01226.200.140
M12X55	100	01226.120.055	M16X110	25	01226.160.110	M20X150	25	01226.200.150
M12X60	100	01226.120.060	M16X120	25	01226.160.120	M20X160	10	01226.200.160
M12X65	50	01226.120.065	M16X130*	25	01226.160.130	M20X170	10	01226.200.170
M12X70	50	01226.120.070	M16X140	25	01226.160.140	M20X180	10	01226.200.180
M12X80	50	01226.120.080	M16X160	25	01226.160.160	M20X200	10	01226.200.200
M12X90	50	01226.120.090	M16X180	25	01226.160.180			
M12X100	50	01226.120.100				M24X70	25	01226.240.070
M12X110	50	01226.120.110	M18X60	25	01226.180.060	M24X75*	25	01226.240.075
M12X120	50	01226.120.120	M18X80	25	01226.180.080	M24X80	25	01226.240.080
M12X140	50	01226.120.140	M18X90	25	01226.180.090	M24X90	10	01226.240.090
M12X150	50	01226.120.150				M24X100	10	01226.240.100
M12X170	25	01226.120.170	M20X65	25	01226.200.065	M24X110	10	01226.240.110
			M20X70	25	01226.200.070	M24X120	10	01226.240.120
M16X55	50	01226.160.055	M20X75	25	01226.200.075	M24X130	10	01226.240.130
M16X60	50	01226.160.060	M20X80	25	01226.200.080	M24X140	10	01226.240.140
M16X65	25	01226.160.065	M20X90	25	01226.200.090	M24X150*	10	01226.240.150
M16X70	25	01226.160.070	M20X100	25	01226.200.100	M24X160	10	01226.240.160
M16X75	25	01226.160.075	M20X110	25	01226.200.110	M24X170*	10	01226.240.170
M16X80	25	01226.160.080	M20X120	25	01226.200.120	M24X200	10	01226.240.200
M16X90	25	01226.160.090	M20X130	25	01226.200.130			

- A zinc flake coating eliminates the risk of hydrogen embrittlement.

01400 Hexagon head bolt ISO metric thread / Zeskantbout ISO-Metrisch / Vis à tête hexagonale filetage partiel ISO-Métrique A08A

Thread Metric thread DIN 931
Material Steel
Class 8.8
Surface treatment Hot dip galvanized



d x L	✉	Art.number	d x L	✉	Art.number	d x L	✉	Art.number
M8X35	100	01400.080.035	M16X70	25	01400.160.070	M24X75	25	01400.240.075
M8X40	100	01400.080.040	M16X75	25	01400.160.075	M24X80	25	01400.240.080
M8X45	100	01400.080.045	M16X80	25	01400.160.080	M24X85	10	01400.240.085
M8X50	100	01400.080.050	M16X90	25	01400.160.090	M24X90	10	01400.240.090
M8X55	100	01400.080.055	M16X100	25	01400.160.100	M24X95	10	01400.240.095
M8X60	100	01400.080.060	M16X110	25	01400.160.110	M24X100	10	01400.240.100
M8X65	100	01400.080.065	M16X120	25	01400.160.120	M24X110	10	01400.240.110
M8X70	100	01400.080.070	M16X130	25	01400.160.130	M24X120	10	01400.240.120
M8X75	100	01400.080.075	M16X140	25	01400.160.140	M24X130	10	01400.240.130
M8X80	100	01400.080.080	M16X150	25	01400.160.150	M24X140	10	01400.240.140
M8X90	100	01400.080.090	M16X160	25	01400.160.160	M24X150	10	01400.240.150
M8X100	50	01400.080.100	M16X180	25	01400.160.180	M24X160	10	01400.240.160
			M16X200	25	01400.160.200	M24X180	10	01400.240.180
M10X40/S=17	100	01400.100.040	M16X220	25	01400.160.220	M24X200	10	01400.240.200
M10X45/S=17	100	01400.100.045	M16X240	25	01400.160.240	M24X220	10	01400.240.220
M10X50/S=17	50	01400.100.050	M16X260	25	01400.160.260	M24X240	10	01400.240.240
M10X55/S=17	50	01400.100.055	M16X300	25	01400.160.300	M24X260	10	01400.240.260
M10X60/S=17	50	01400.100.060				M24X280	10	01400.240.280
M10X65/S=17	50	01400.100.065	M18X60	25	01400.180.060	M24X300	10	01400.240.300
M10X70/S=17	50	01400.100.070	M18X70	25	01400.180.070	M24X320	5	01400.240.320
M10X75/S=17	50	01400.100.075	M18X80	25	01400.180.080	M24X340	5	01400.240.340
M10X80/S=17	50	01400.100.080	M18X90	25	01400.180.090	M24X360	5	01400.240.360
M10X90/S=17	50	01400.100.090	M18X100	25	01400.180.100			
M10X100/S=17	50	01400.100.100	M18X120	25	01400.180.120	M27X80	10	01400.270.080
M10X110/S=17	50	01400.100.110	M18X140	25	01400.180.140	M27X90	10	01400.270.090
M10X140	50	01400.100.141				M27X100	10	01400.270.100
			M20X65	25	01400.200.065	M27X110	10	01400.270.110
M12X45/S=19	50	01400.120.045	M20X70	25	01400.200.070	M27X120	10	01400.270.120
M12X50/S=19	50	01400.120.050	M20X75	25	01400.200.075	M27X130	10	01400.270.130
M12X55/S=19	25	01400.120.055	M20X80	25	01400.200.080	M27X140	10	01400.270.140
M12X60/S=19	25	01400.120.060	M20X85	25	01400.200.085	M27X150	10	01400.270.150
M12X65/S=19	25	01400.120.065	M20X90	25	01400.200.090	M27X160	10	01400.270.160
M12X70/S=19	25	01400.120.070	M20X100	25	01400.200.100	M27X180*	10	01400.270.180
M12X75/S=19	25	01400.120.075	M20X110	25	01400.200.110	M27X200*	10	01400.270.200
M12X80/S=19	25	01400.120.080	M20X120	25	01400.200.120			
M12X90/S=19	25	01400.120.090	M20X130	25	01400.200.130	M30X90	10	01400.300.090
M12X100/S=19	25	01400.120.100	M20X140	25	01400.200.140	M30X100	10	01400.300.100
M12X110/S=19	25	01400.120.110	M20X150	25	01400.200.150	M30X110	10	01400.300.110
M12X120/S=19	25	01400.120.120	M20X160	10	01400.200.160	M30X120	10	01400.300.120
M12X130/S=19	25	01400.120.130	M20X180	10	01400.200.180	M30X130	10	01400.300.130
M12X140/S=19	25	01400.120.140	M20X200	10	01400.200.200	M30X140	10	01400.300.140
M12X150/S=19	25	01400.120.150	M20X210*	10	01400.200.210	M30X150	10	01400.300.150
M12X160/S=19	25	01400.120.160	M20X220	10	01400.200.220	M30X160	10	01400.300.160
M12X180/S=19	25	01400.120.180	M20X240	10	01400.200.240	M30X180	10	01400.300.180
M12X200/S=19	25	01400.120.200	M20X260	10	01400.200.260	M30X200	10	01400.300.200
			M20X280	10	01400.200.280	M30X220	5	01400.300.220
M16X55	25	01400.160.055	M20X300	10	01400.200.300	M30X240	5	01400.300.240
M16X60	25	01400.160.060				M30X260	5	01400.300.260
M16X65	25	01400.160.065						

01400 Hexagon head bolt ISO metric thread / Zeskantbout ISO-Metrisch / Vis à tête hexagonale filetage partiel ISO-Métrique ←

d x L	✉	Art.number	d x L	✉	Art.number	d x L	✉	Art.number
			M33X200*	1	01400.330.200	M36X160	2	01400.360.160
M33X100	5	01400.330.100				M36X180	2	01400.360.180
M33X120	5	01400.330.120	M36X110	5	01400.360.110	M36X190*	5	01400.360.190
M33X130	5	01400.330.130	M36X120	5	01400.360.120	M36X200	2	01400.360.200
M33X140	5	01400.330.140	M36X130	5	01400.360.130	M36X220*	1	01400.360.220
M33X160	5	01400.330.160	M36X140	5	01400.360.140	M36X240	2	01400.360.240
M33X180*	5	01400.330.180	M36X150*	5	01400.360.150			

- ISO metric hot dip galvanized bolts and screws are manufactured with thread tolerance class 6az (undersize) before coating.
- After galvanizing they will fit into standard nuts and threaded holes with thread tolerance class 6H.

01420 Hexagon head bolt oversized thread / Zeskantbout overmaats / Vis à tête hexagonale filetage partiel en surcote A08A

Thread	Metric thread	DIN	931
Material	Steel		
Class	8.8		
Surface treatment	Hot dip galvanized		



d x L	✉	Art.number	d x L	✉	Art.number	d x L	✉	Art.number
M10X40	100	01420.100.040	M16X200	25	01420.160.200	M24X85	10	01420.240.085
M10X50	50	01420.100.050	M16X220	25	01420.160.220	M24X90	10	01420.240.090
M10X60	50	01420.100.060	M16X240	25	01420.160.240	M24X100	10	01420.240.100
M10X80	50	01420.100.080	M16X260	10	01420.160.260	M24X110	10	01420.240.110
M10X100	50	01420.100.100	M16X300	10	01420.160.300	M24X120	10	01420.240.120
						M24X130	10	01420.240.130
M12X45	100	01420.120.045	M18X60	50	01420.180.060	M24X140	10	01420.240.140
M12X50	100	01420.120.050	M18X70	50	01420.180.070	M24X150	10	01420.240.150
M12X55	100	01420.120.055	M18X80	25	01420.180.080	M24X180	10	01420.240.180
M12X60	100	01420.120.060	M18X90	25	01420.180.090	M24X200	10	01420.240.200
M12X65	100	01420.120.065	M18X100	25	01420.180.100	M24X220	10	01420.240.220
M12X70	100	01420.120.070	M18X120	25	01420.180.120	M24X240	10	01420.240.240
M12X75	50	01420.120.075	M18X140	25	01420.180.140	M24X260	5	01420.240.260
M12X80	50	01420.120.080						
M12X90	50	01420.120.090	M20X65	25	01420.200.065	M27X80	10	01420.270.080
M12X100	50	01420.120.100	M20X70	25	01420.200.070	M27X90	10	01420.270.090
M12X110	50	01420.120.110	M20X75	25	01420.200.075	M27X100	10	01420.270.100
M12X120	50	01420.120.120	M20X80	25	01420.200.080	M27X120	10	01420.270.120
M12X130	50	01420.120.130	M20X85	25	01420.200.085	M27X130	10	01420.270.130
M12X140	50	01420.120.140	M20X90	25	01420.200.090	M27X140	10	01420.270.140
M12X150	50	01420.120.150	M20X95	25	01420.200.095	M27X160	10	01420.270.160
M12X160	25	01420.120.160	M20X100	25	01420.200.100	M27X180	10	01420.270.180
M12X200	25	01420.120.200	M20X110	25	01420.200.110	M27X200	10	01420.270.200
M12X240	25	01420.120.240	M20X120	25	01420.200.120			
M12X260	25	01420.120.260	M20X130	25	01420.200.130	M30X90	10	01420.300.090
			M20X140	25	01420.200.140	M30X100	10	01420.300.100
M14X50	50	01420.140.050	M20X150	25	01420.200.150	M30X110	10	01420.300.110
M14X60	50	01420.140.060	M20X160	10	01420.200.160	M30X120	10	01420.300.120
M14X70	50	01420.140.070	M20X180	10	01420.200.180	M30X130	10	01420.300.130
M14X80	25	01420.140.080	M20X200	10	01420.200.200	M30X140	10	01420.300.140
M14X90	25	01420.140.090	M20X220	10	01420.200.220	M30X150	5	01420.300.150
M14X100	25	01420.140.100	M20X260	10	01420.200.260	M30X160	10	01420.300.160
M14X120	25	01420.140.120	M20X280	10	01420.200.280	M30X200	5	01420.300.200
M14X140	25	01420.140.140	M20X320	5	01420.200.320			
			M20X360	5	01420.200.360	M33X110	5	01420.330.110
M16X55	50	01420.160.055				M33X140	5	01420.330.140
M16X60	50	01420.160.060	M22X70	25	01420.220.070			
M16X65	50	01420.160.065	M22X75	25	01420.220.075	M36X100	5	01420.360.100
M16X70	50	01420.160.070	M22X80	25	01420.220.080	M36X150	5	01420.360.150
M16X75	25	01420.160.075	M22X90	10	01420.220.090	M36X160	5	01420.360.160
M16X80	25	01420.160.080	M22X100	10	01420.220.100	M36X180	5	01420.360.180
M16X90	25	01420.160.090	M22X120	10	01420.220.120	M36X220	1	01420.360.220
M16X100	25	01420.160.100	M22X140	10	01420.220.140	M36X320	1	01420.360.320
M16X110	25	01420.160.110	M22X160	10	01420.220.160			
M16X120	25	01420.160.120	M22X180	10	01420.220.180	M42X140	1	01420.420.140
M16X130	25	01420.160.130	M22X200	10	01420.220.200	M42X150	1	01420.420.150
M16X140	25	01420.160.140				M42X160	1	01420.420.160
M16X150	25	01420.160.150	M24X70	25	01420.240.070			
M16X160	25	01420.160.160	M24X75	25	01420.240.075	M52X200	1	01420.520.200
M16X180	25	01420.160.180	M24X80	25	01420.240.080			

- Oversized hot dip galvanized bolts and screws are manufactured with standard thread tolerance class 6g before coating.
- After galvanizing they will therefore NOT fit into standard nuts or threaded holes with thread tolerance class 6H. Suitable nuts have been tapped with thread tolerance class 6AZ (oversized).

04100 Hexagon head bolt / Zeskantbout / Vis à tête hexagonale filetage partiel C01A

Thread	Metric thread	DIN	931
Material	Steel		
Class	10.9		
Surface treatment	Plain		



d x L	✉	Art.number
M6X30	200	04100.060.030
M6X35	200	04100.060.035
M6X40	200	04100.060.040
M6X45	200	04100.060.045
M6X50	200	04100.060.050
M6X55	200	04100.060.055
M6X60	200	04100.060.060
M6X65*	200	04100.060.065
M6X70	200	04100.060.070
M6X80	200	04100.060.080
M6X90*	200	04100.060.090
M6X100*	100	04100.060.100
M6X110*	100	04100.060.110
M6X120*	100	04100.060.120
M6X130*	100	04100.060.130
M6X140*	100	04100.060.140
M8X30	200	04100.080.030
M8X35	200	04100.080.035
M8X40	200	04100.080.040
M8X45	200	04100.080.045
M8X50	200	04100.080.050
M8X55	200	04100.080.055
M8X60	200	04100.080.060
M8X65	200	04100.080.065
M8X70	200	04100.080.070
M8X80	200	04100.080.080
M8X90	100	04100.080.090
M8X100	100	04100.080.100
M8X110	100	04100.080.110
M8X120	100	04100.080.120
M8X130*	100	04100.080.130
M8X140*	100	04100.080.140
M8X150*	100	04100.080.150
M8X160*	100	04100.080.160
M8X170	100	04100.080.170
M8X180*	100	04100.080.180
M8X190*	100	04100.080.190
M8X200*	100	04100.080.200
M8X220*	100	04100.080.220
M8X240*	100	04100.080.240
M10X35	100	04100.100.035
M10X40	100	04100.100.040
M10X45	100	04100.100.045
M10X50	100	04100.100.050
M10X55	100	04100.100.055
M10X60	100	04100.100.060
M10X65	100	04100.100.065
M10X70	100	04100.100.070
M10X75	100	04100.100.075
M10X80	100	04100.100.080
M10X90	100	04100.100.090
M10X100	100	04100.100.100
M10X110	50	04100.100.110
M10X120	50	04100.100.120
M10X130	50	04100.100.130
M10X140	50	04100.100.140
M10X150	50	04100.100.150
M10X160	50	04100.100.160
M10X170*	50	04100.100.170
M10X180	50	04100.100.180
M10X190*	50	04100.100.190
M10X200*	50	04100.100.200
M10X210*	25	04100.100.210
M10X220*	50	04100.100.220
M10X240*	50	04100.100.240
M10X260*	50	04100.100.260
M10X280*	50	04100.100.280
M10X300*	50	04100.100.300
M12X40	100	04100.120.040
M12X45	100	04100.120.045
M12X50	100	04100.120.050
M12X55	100	04100.120.055
M12X60	100	04100.120.060
M12X65	50	04100.120.065
M12X70	50	04100.120.070
M12X75	100	04100.120.075
M12X80	50	04100.120.080
M12X85	50	04100.120.085
M12X90	50	04100.120.090
M12X95	50	04100.120.095
M12X100	50	04100.120.100
M12X110	50	04100.120.110
M12X120	50	04100.120.120
M12X130	25	04100.120.130
M12X140	25	04100.120.140
M12X150	25	04100.120.150
M12X160	25	04100.120.160
M12X170	25	04100.120.170
M12X180	25	04100.120.180
M12X190	25	04100.120.190
M12X200	25	04100.120.200
M12X210*	25	04100.120.210
M12X220	25	04100.120.220
M12X240	25	04100.120.240
M12X260*	25	04100.120.260
M12X280*	25	04100.120.280
M12X300*	25	04100.120.300
M12X320*	25	04100.120.320
M14X45	50	04100.140.045
M14X50	50	04100.140.050
M14X55	50	04100.140.055
M14X60	50	04100.140.060
M14X65	50	04100.140.065
M14X70	50	04100.140.070
M14X75	50	04100.140.075
M14X80	50	04100.140.080
M14X85	50	04100.140.085
M14X90	50	04100.140.090
M14X100	50	04100.140.100
M14X110	50	04100.140.110
M14X120	50	04100.140.120
M14X130	50	04100.140.130
M14X140	50	04100.140.140
M14X150	25	04100.140.150
M14X160	25	04100.140.160
M14X170	25	04100.140.170
M14X180	25	04100.140.180
M14X190*	25	04100.140.190
M14X200	25	04100.140.200
M14X220*	25	04100.140.220
M14X240*	25	04100.140.240
M16X50	50	04100.160.050
M16X55	50	04100.160.055
M16X60	50	04100.160.060
M16X65	25	04100.160.065
M16X70	25	04100.160.070
M16X75	25	04100.160.075
M16X80	25	04100.160.080
M16X85	25	04100.160.085
M16X90	25	04100.160.090
M16X95	25	04100.160.095
M16X100	25	04100.160.100
M16X110	25	04100.160.110
M16X120	25	04100.160.120
M16X130	25	04100.160.130
M16X140	25	04100.160.140
M16X150	25	04100.160.150
M16X160	25	04100.160.160
M16X170	25	04100.160.170
M16X180	25	04100.160.180
M16X190	25	04100.160.190
M16X200	25	04100.160.200
M16X210*	25	04100.160.210
M16X220	25	04100.160.220
M16X230*	25	04100.160.230
M16X240	10	04100.160.240
M16X250	10	04100.160.250
M16X260	25	04100.160.260
M16X270	25	04100.160.270
M16X280*	25	04100.160.280
M16X290*	25	04100.160.290
M16X300	25	04100.160.300
M16X310*	10	04100.160.310
M16X320*	10	04100.160.320
M16X330*	10	04100.160.330
M16X340*	10	04100.160.340
M16X350*	10	04100.160.350
M16X360*	10	04100.160.360
M16X380*	10	04100.160.380
M16X400*	10	04100.160.400
M16X420*	10	04100.160.420
M18X60	25	04100.180.060
M18X65	25	04100.180.065
M18X70	25	04100.180.070
M18X75*	25	04100.180.075
M18X80	25	04100.180.080
M18X85	100	04100.180.085
M18X90	25	04100.180.090
M18X100	25	04100.180.100
M18X110	25	04100.180.110
M18X120	25	04100.180.120
M18X130	25	04100.180.130
M18X140	25	04100.180.140
M18X150	25	04100.180.150
M18X160	25	04100.180.160
M18X170	25	04100.180.170
M18X180	25	04100.180.180
M18X190*	25	04100.180.190
M18X200	1	04100.180.200
M18X220	10	04100.180.220
M18X240*	10	04100.180.240
M18X260*	10	04100.180.260
M18X280*	10	04100.180.280
M18X300*	10	04100.180.300
M18X320*	10	04100.180.320
M20X65	25	04100.200.065
M20X70	25	04100.200.070
M20X75	25	04100.200.075
M20X80	25	04100.200.080
M20X85	25	04100.200.085
M20X90	25	04100.200.090
M20X95	25	04100.200.095
M20X100	25	04100.200.100
M20X110	25	04100.200.110
M20X120	25	04100.200.120
M20X130	25	04100.200.130
M20X140	25	04100.200.140
M20X150	25	04100.200.150
M20X160	10	04100.200.160
M20X170	10	04100.200.170
M20X180	10	04100.200.180
M20X190	10	04100.200.190
M20X200	10	04100.200.200
M20X210*	10	04100.200.210
M20X220	10	04100.200.220
M20X230	10	04100.200.230
M20X240	10	04100.200.240
M20X250	10	04100.200.250
M20X260	10	04100.200.260
M20X270*	1	04100.200.270
M20X280	1	04100.200.280
M20X290*	10	04100.200.290
M20X300	10	04100.200.300
M20X310*	10	04100.200.310
M20X320	10	04100.200.320
M20X330*	10	04100.200.330
M20X340*	10	04100.200.340
M20X350*	10	04100.200.350
M20X360	10	04100.200.360
M20X370*	10	04100.200.370
M20X380*	10	04100.200.380

04100 Hexagon head bolt / Zeskantbout / Vis à tête hexagonale filetage partiel ←

d x L	✉	Art.number	d x L	✉	Art.number	d x L	✉	Art.number
M20X390*	10	04100.200.390	M27X200	5	04100.270.200	M36X200	2	04100.360.200
M20X400	10	04100.200.400	M27X210*	5	04100.270.210	M36X210	1	04100.360.210
			M27X220	1	04100.270.220	M36X220	2	04100.360.220
M22X70	10	04100.220.070	M27X230*	5	04100.270.230	M36X230*	5	04100.360.230
M22X75	10	04100.220.075	M27X240	5	04100.270.240	M36X240	2	04100.360.240
M22X80	10	04100.220.080	M27X250	5	04100.270.250	M36X250*	5	04100.360.250
M22X90	10	04100.220.090	M27X260*	5	04100.270.260	M36X260	2	04100.360.260
M22X100	10	04100.220.100	M27X270*	5	04100.270.270	M36X270*	5	04100.360.270
M22X110	10	04100.220.110	M27X280*	5	04100.270.280	M36X280*	5	04100.360.280
M22X120	10	04100.220.120	M27X290*	5	04100.270.290	M36X290*	5	04100.360.290
M22X130	10	04100.220.130	M27X300	5	04100.270.300	M36X300	2	04100.360.300
M22X140	10	04100.220.140	M27X320*	5	04100.270.320	M36X320*	5	04100.360.320
M22X150	10	04100.220.150				M36X340*	5	04100.360.340
M22X160	10	04100.220.160	M30X80	10	04100.300.080	M36X360*	5	04100.360.360
M22X170	10	04100.220.170	M30X90	10	04100.300.090	M36X380*	5	04100.360.380
M22X180	10	04100.220.180	M30X100	10	04100.300.100	M36X400*	5	04100.360.400
M22X200	10	04100.220.200	M30X110	10	04100.300.110			
M22X220	10	04100.220.220	M30X120	10	04100.300.120	M39X110*	5	04100.390.110
M22X230*	10	04100.220.230	M30X130	10	04100.300.130	M39X120	1	04100.390.120
M22X240	10	04100.220.240	M30X140	10	04100.300.140	M39X130*	5	04100.390.130
M22X260	10	04100.220.260	M30X150	10	04100.300.150	M39X140	1	04100.390.140
M22X280	10	04100.220.280	M30X160	10	04100.300.160	M39X150	5	04100.390.150
M22X300*	10	04100.220.300	M30X170	5	04100.300.170	M39X160	1	04100.390.160
M22X320*	1	04100.220.320	M30X180	5	04100.300.180	M39X170*	5	04100.390.170
			M30X190*	10	04100.300.190	M39X180	1	04100.390.180
M24X75	25	04100.240.075	M30X200	5	04100.300.200	M39X200	1	04100.390.200
M24X80	25	04100.240.080	M30X210*	5	04100.300.210	M39X220	1	04100.390.220
M24X85*	10	04100.240.085	M30X220	5	04100.300.220	M39X240	5	04100.390.240
M24X90	10	04100.240.090	M30X230*	5	04100.300.230	M39X260*	5	04100.390.260
M24X100	10	04100.240.100	M30X240	5	04100.300.240	M39X280	1	04100.390.280
M24X110	10	04100.240.110	M30X250	5	04100.300.250	M39X300*	5	04100.390.300
M24X120	10	04100.240.120	M30X260	5	04100.300.260	M39X320*	5	04100.390.320
M24X130	10	04100.240.130	M30X270*	5	04100.300.270			
M24X140	10	04100.240.140	M30X280	5	04100.300.280	M42X120	1	04100.420.120
M24X150	10	04100.240.150	M30X290*	5	04100.300.290	M42X130*	5	04100.420.130
M24X160	10	04100.240.160	M30X300	5	04100.300.300	M42X140*	5	04100.420.140
M24X170	10	04100.240.170	M30X320*	5	04100.300.320	M42X150*	5	04100.420.150
M24X180	10	04100.240.180	M30X330*	5	04100.300.330	M42X160	1	04100.420.160
M24X190	10	04100.240.190	M30X340	5	04100.300.340	M42X170*	5	04100.420.170
M24X200	10	04100.240.200	M30X350*	5	04100.300.350	M42X180	1	04100.420.180
M24X210*	10	04100.240.210	M30X360*	5	04100.300.360	M42X190*	5	04100.420.190
M24X220	10	04100.240.220	M30X380*	5	04100.300.380	M42X200	1	04100.420.200
M24X230*	10	04100.240.230	M30X400*	5	04100.300.400	M42X220	1	04100.420.220
M24X240	10	04100.240.240				M42X240	1	04100.420.240
M24X250	10	04100.240.250	M33X100	5	04100.330.100	M42X260*	5	04100.420.260
M24X260	10	04100.240.260	M33X110	5	04100.330.110	M42X280*	5	04100.420.280
M24X270*	10	04100.240.270	M33X120	5	04100.330.120	M42X300*	5	04100.420.300
M24X280	10	04100.240.280	M33X130	5	04100.330.130	M42X320*	5	04100.420.320
M24X290*	10	04100.240.290	M33X140	5	04100.330.140			
M24X300	10	04100.240.300	M33X150	5	04100.330.150	M45X130*	5	04100.450.130
M24X310*	10	04100.240.310	M33X160	5	04100.330.160	M45X140*	5	04100.450.140
M24X320	10	04100.240.320	M33X170*	5	04100.330.170	M45X150*	5	04100.450.150
M24X330*	10	04100.240.330	M33X180	2	04100.330.180	M45X160	1	04100.450.160
M24X340*	10	04100.240.340	M33X190*	5	04100.330.190	M45X180*	5	04100.450.180
M24X350*	10	04100.240.350	M33X200	2	04100.330.200	M45X200*	1	04100.450.200
M24X360*	10	04100.240.360	M33X220*	5	04100.330.220	M45X240	1	04100.450.240
M24X370*	10	04100.240.370	M33X240	2	04100.330.240	M45X260*	5	04100.450.260
M24X380*	10	04100.240.380	M33X250*	5	04100.330.250	M45X280*	5	04100.450.280
M24X390*	10	04100.240.390	M33X260*	5	04100.330.260	M45X300*	5	04100.450.300
M24X400*	10	04100.240.400	M33X280*	5	04100.330.280	M45X320*	5	04100.450.320
			M33X300*	5	04100.330.300			
M27X80	10	04100.270.080	M33X320	5	04100.330.320	M48X140*	5	04100.480.140
M27X90	10	04100.270.090				M48X150*	5	04100.480.150
M27X100	10	04100.270.100	M36X100	5	04100.360.100	M48X160*	5	04100.480.160
M27X110	10	04100.270.110	M36X110	5	04100.360.110	M48X180*	5	04100.480.180
M27X120	10	04100.270.120	M36X120	5	04100.360.120	M48X200	5	04100.480.200
M27X130	10	04100.270.130	M36X130	5	04100.360.130	M48X220*	5	04100.480.220
M27X140	10	04100.270.140	M36X140	5	04100.360.140	M48X240*	5	04100.480.240
M27X150	10	04100.270.150	M36X150	5	04100.360.150	M48X260	5	04100.480.260
M27X160	10	04100.270.160	M36X160	5	04100.360.160	M48X280*	5	04100.480.280
M27X170	5	04100.270.170	M36X170	5	04100.360.170	M48X300*	5	04100.480.300
M27X180	5	04100.270.180	M36X180	2	04100.360.180	M48X320*	5	04100.480.320
M27X190*	1	04100.270.190	M36X190*	5	04100.360.190			

- Warning: electroplating of these products may cause hydrogen embrittlement.

04101 Hexagon head bolt / Zeskantbout / Vis à tête hexagonale filetage partiel C01A

Thread Metric thread
Material Steel
Class 10.9
Surface treatment Zinc plated



d x L	✉	Art.number	d x L	✉	Art.number	d x L	✉	Art.number
M6X30*	500	04101.060.030	M12X200*	25	04101.120.200	M20X200*	10	04101.200.200
M6X35*	200	04101.060.035				M20X220*	5	04101.200.220
M6X40*	200	04101.060.040	M14X45*	100	04101.140.045	M20X230*	5	04101.200.230
M6X45*	200	04101.060.045	M14X50*	50	04101.140.050	M20X240*	5	04101.200.240
M6X50*	200	04101.060.050	M14X55*	50	04101.140.055	M20X250*	5	04101.200.250
M6X55	200	04101.060.055	M14X60*	50	04101.140.060	M20X260	10	04101.200.260
M6X60*	200	04101.060.060	M14X70	50	04101.140.070	M20X270*	5	04101.200.270
M6X65*	200	04101.060.065	M14X75*	50	04101.140.075	M20X280*	5	04101.200.280
M6X70*	200	04101.060.070	M14X80*	50	04101.140.080	M20X290*	5	04101.200.290
M6X80*	200	04101.060.080	M14X90	50	04101.140.090	M20X300*	5	04101.200.300
M6X90*	200	04101.060.090	M14X100*	50	04101.140.100	M20X310*	1	04101.200.310
M6X100*	100	04101.060.100	M14X110*	50	04101.140.110	M20X320*	1	04101.200.320
			M14X120*	50	04101.140.120	M20X340*	1	04101.200.340
M8X35*	200	04101.080.035	M14X130*	50	04101.140.130			
M8X40*	200	04101.080.040	M14X140*	25	04101.140.140	M24X75*	25	04101.240.075
M8X45*	200	04101.080.045	M14X150*	25	04101.140.150	M24X80*	25	04101.240.080
M8X50*	200	04101.080.050				M24X90*	10	04101.240.090
M8X55*	200	04101.080.055	M16X55*	50	04101.160.055	M24X100	10	04101.240.100
M8X60*	200	04101.080.060	M16X60	50	04101.160.060	M24X110	10	04101.240.110
M8X65*	200	04101.080.065	M16X65*	25	04101.160.065	M24X120	10	04101.240.120
M8X70*	200	04101.080.070	M16X70*	25	04101.160.070	M24X130*	10	04101.240.130
M8X75*	200	04101.080.075	M16X75*	25	04101.160.075	M24X140*	10	04101.240.140
M8X80*	200	04101.080.080	M16X80	25	04101.160.080	M24X145*	10	04101.240.145
M8X100*	100	04101.080.100	M16X90*	25	04101.160.090	M24X150*	10	04101.240.150
M8X110*	100	04101.080.110	M16X100	25	04101.160.100	M24X160*	10	04101.240.160
M8X120*	100	04101.080.120	M16X110	25	04101.160.110	M24X170*	10	04101.240.170
M8X140	100	04101.080.140	M16X120*	25	04101.160.120	M24X180*	50	04101.240.180
M8X150*	100	04101.080.150	M16X130*	25	04101.160.130	M24X190*	10	04101.240.190
			M16X140	25	04101.160.140	M24X200*	10	04101.240.200
M10X40	100	04101.100.040	M16X150*	25	04101.160.150	M24X220*	10	04101.240.220
M10X45*	100	04101.100.045	M16X160*	25	04101.160.160	M24X240*	10	04101.240.240
M10X50*	100	04101.100.050	M16X170*	25	04101.160.170	M24X250*	10	04101.240.250
M10X55*	100	04101.100.055	M16X180*	25	04101.160.180	M24X260	10	04101.240.260
M10X60	100	04101.100.060	M16X190*	25	04101.160.190	M24X270*	10	04101.240.270
M10X65*	100	04101.100.065	M16X200*	25	04101.160.200	M24X280*	1	04101.240.280
M10X70*	100	04101.100.070	M16X210*	25	04101.160.210	M24X290*	1	04101.240.290
M10X75*	100	04101.100.075	M16X230*	25	04101.160.230	M24X300*	1	04101.240.300
M10X80*	100	04101.100.080	M16X240*	25	04101.160.240			
M10X90*	100	04101.100.090	M16X250*	25	04101.160.250	M27X80*	10	04101.270.080
M10X100	100	04101.100.100	M16X260*	25	04101.160.260	M27X90*	10	04101.270.090
M10X110*	50	04101.100.110	M16X280*	25	04101.160.280	M27X100*	10	04101.270.100
M10X120*	50	04101.100.120				M27X110*	10	04101.270.110
M10X130*	50	04101.100.130	M18X65*	25	04101.180.065	M27X120*	10	04101.270.120
M10X140*	100	04101.100.140	M18X70*	25	04101.180.070	M27X130*	10	04101.270.130
M10X150*	50	04101.100.150	M18X80*	25	04101.180.080	M27X140*	1	04101.270.140
M10X160*	50	04101.100.160	M18X90*	25	04101.180.090			
M10X170*	50	04101.100.170	M18X100*	25	04101.180.100	M30X80*	5	04101.300.080
M10X180*	50	04101.100.180	M18X110*	25	04101.180.110	M30X90	5	04101.300.090
			M18X120*	25	04101.180.120	M30X100*	1	04101.300.100
M12X45*	100	04101.120.045	M18X130*	25	04101.180.130	M30X110*	5	04101.300.110
M12X50*	100	04101.120.050	M18X140*	25	04101.180.140	M30X120*	1	04101.300.120
M12X55*	100	04101.120.055	M18X160*	25	04101.180.160	M30X130*	5	04101.300.130
M12X60*	100	04101.120.060				M30X140	1	04101.300.140
M12X65*	50	04101.120.065	M20X65*	25	04101.200.065	M30X150*	5	04101.300.150
M12X70*	50	04101.120.070	M20X70	25	04101.200.070	M30X160	1	04101.300.160
M12X80*	50	04101.120.080	M20X75*	25	04101.200.075	M30X170*	1	04101.300.170
M12X85*	50	04101.120.085	M20X80	25	04101.200.080	M30X180*	1	04101.300.180
M12X90*	50	04101.120.090	M20X85*	25	04101.200.085	M30X190*	1	04101.300.190
M12X95*	50	04101.120.095	M20X90*	25	04101.200.090	M30X200*	1	04101.300.200
M12X100*	50	04101.120.100	M20X100*	25	04101.200.100	M30X210*	1	04101.300.210
M12X110*	50	04101.120.110	M20X110*	25	04101.200.110	M30X220*	1	04101.300.220
M12X120*	50	04101.120.120	M20X115*	25	04101.200.115	M30X230*	1	04101.300.230
M12X130*	50	04101.120.130	M20X120*	25	04101.200.120	M30X240*	1	04101.300.240
M12X140*	50	04101.120.140	M20X130*	25	04101.200.130	M30X250*	1	04101.300.250
M12X150*	50	04101.120.150	M20X150*	25	04101.200.150	M30X260*	1	04101.300.260
M12X160*	25	04101.120.160	M20X160*	10	04101.200.160	M30X270*	1	04101.300.270
M12X170*	25	04101.120.170	M20X170*	10	04101.200.170	M30X280*	1	04101.300.280
M12X180*	25	04101.120.180	M20X180*	10	04101.200.180	M30X300*	1	04101.300.300
M12X190*	25	04101.120.190						

- Warning: electroplating of these products may cause hydrogen embrittlement.

04102 Hexagon head bolt / Zeskantbout / Vis à tête hexagonale filetage partiel C01A

Thread	Metric thread	DIN	931
Material	Steel		
Class	10.9		
Surface treatment	Zinc plated		



d x L	✉	Art.number	d x L	✉	Art.number	d x L	✉	Art.number
M6X30*	500	04102.060.030	M12X190*	25	04102.120.190	M20X200*	10	04102.200.200
M6X35*	200	04102.060.035	M12X200*	25	04102.120.200	M20X220*	5	04102.200.220
M6X40*	200	04102.060.040				M20X230*	5	04102.200.230
M6X45*	200	04102.060.045	M14X45*	100	04102.140.045	M20X240*	5	04102.200.240
M6X50*	200	04102.060.050	M14X50*	50	04102.140.050	M20X250*	5	04102.200.250
M6X55*	200	04102.060.055	M14X55*	50	04102.140.055	M20X260*	10	04102.200.260
M6X60*	200	04102.060.060	M14X60*	50	04102.140.060	M20X270*	5	04102.200.270
M6X65*	200	04102.060.065	M14X70	50	04102.140.070	M20X280*	5	04102.200.280
M6X70*	200	04102.060.070	M14X75*	50	04102.140.075	M20X290*	5	04102.200.290
M6X80*	200	04102.060.080	M14X80*	50	04102.140.080	M20X300*	5	04102.200.300
M6X90*	200	04102.060.090	M14X90	50	04102.140.090	M20X310*	10	04102.200.310
M6X100*	100	04102.060.100	M14X100	50	04102.140.100	M20X320*	10	04102.200.320
			M14X110*	50	04102.140.110	M20X340*	10	04102.200.340
M8X35*	200	04102.080.035	M14X120	50	04102.140.120			
M8X40*	200	04102.080.040	M14X130*	50	04102.140.130	M24X75*	25	04102.240.075
M8X45*	200	04102.080.045	M14X140*	25	04102.140.140	M24X80*	25	04102.240.080
M8X50*	200	04102.080.050	M14X150*	25	04102.140.150	M24X90	10	04102.240.090
M8X55*	200	04102.080.055				M24X100	10	04102.240.100
M8X60*	200	04102.080.060	M16X55*	50	04102.160.055	M24X110*	10	04102.240.110
M8X65*	200	04102.080.065	M16X60	50	04102.160.060	M24X120*	10	04102.240.120
M8X70*	200	04102.080.070	M16X65*	25	04102.160.065	M24X130	10	04102.240.130
M8X75*	200	04102.080.075	M16X70*	25	04102.160.070	M24X140*	10	04102.240.140
M8X80*	200	04102.080.080	M16X75*	25	04102.160.075	M24X145*	10	04102.240.145
M8X100*	100	04102.080.100	M16X80	25	04102.160.080	M24X150*	10	04102.240.150
M8X110*	100	04102.080.110	M16X90	25	04102.160.090	M24X160*	10	04102.240.160
M8X120*	100	04102.080.120	M16X100	25	04102.160.100	M24X170*	10	04102.240.170
M8X140*	100	04102.080.140	M16X110	25	04102.160.110	M24X180*	10	04102.240.180
M8X150*	100	04102.080.150	M16X120*	25	04102.160.120	M24X190*	10	04102.240.190
			M16X130*	25	04102.160.130	M24X200*	10	04102.240.200
M10X40*	100	04102.100.040	M16X140*	25	04102.160.140	M24X220	10	04102.240.220
M10X45	100	04102.100.045	M16X150*	25	04102.160.150	M24X240*	10	04102.240.240
M10X50*	100	04102.100.050	M16X160*	25	04102.160.160	M24X250*	10	04102.240.250
M10X55	100	04102.100.055	M16X170*	25	04102.160.170	M24X260*	10	04102.240.260
M10X60*	100	04102.100.060	M16X180*	25	04102.160.180	M24X270*	10	04102.240.270
M10X65*	100	04102.100.065	M16X190*	25	04102.160.190	M24X280*	10	04102.240.280
M10X70	100	04102.100.070	M16X200*	25	04102.160.200	M24X290*	10	04102.240.290
M10X75*	100	04102.100.075	M16X210*	25	04102.160.210	M24X300*	10	04102.240.300
M10X80*	100	04102.100.080	M16X230*	25	04102.160.230			
M10X90*	100	04102.100.090	M16X240*	25	04102.160.240	M27X80*	10	04102.270.080
M10X100	100	04102.100.100	M16X250*	25	04102.160.250	M27X90*	10	04102.270.090
M10X110*	50	04102.100.110	M16X260*	25	04102.160.260	M27X100*	10	04102.270.100
M10X120*	50	04102.100.120	M16X280*	25	04102.160.280	M27X110*	10	04102.270.110
M10X130*	50	04102.100.130				M27X120*	10	04102.270.120
M10X140*	100	04102.100.140	M18X65*	25	04102.180.065	M27X130*	10	04102.270.130
M10X150*	50	04102.100.150	M18X70*	25	04102.180.070	M27X140*	10	04102.270.140
M10X160*	50	04102.100.160	M18X80*	25	04102.180.080			
M10X170*	50	04102.100.170	M18X90*	25	04102.180.090	M30X80*	5	04102.300.080
M10X180*	50	04102.100.180	M18X100*	25	04102.180.100	M30X90*	5	04102.300.090
			M18X110*	25	04102.180.110	M30X100*	10	04102.300.100
M12X45*	100	04102.120.045	M18X120*	25	04102.180.120	M30X110	5	04102.300.110
M12X50	100	04102.120.050	M18X130*	25	04102.180.130	M30X120*	5	04102.300.120
M12X55	100	04102.120.055	M18X140*	25	04102.180.140	M30X130*	5	04102.300.130
M12X60*	100	04102.120.060	M18X160*	25	04102.180.160	M30X140*	5	04102.300.140
M12X65	50	04102.120.065				M30X150*	5	04102.300.150
M12X70	50	04102.120.070	M20X65	25	04102.200.065	M30X160*	10	04102.300.160
M12X75*	50	04102.120.075	M20X70	25	04102.200.070	M30X170*	10	04102.300.170
M12X80*	50	04102.120.080	M20X75*	25	04102.200.075	M30X180*	10	04102.300.180
M12X85*	50	04102.120.085	M20X80*	25	04102.200.080	M30X190*	10	04102.300.190
M12X90	50	04102.120.090	M20X85*	25	04102.200.085	M30X200	10	04102.300.200
M12X95*	50	04102.120.095	M20X90	25	04102.200.090	M30X210*	5	04102.300.210
M12X100*	50	04102.120.100	M20X100*	25	04102.200.100	M30X220*	5	04102.300.220
M12X110	50	04102.120.110	M20X110*	25	04102.200.110	M30X230*	5	04102.300.230
M12X120*	50	04102.120.120	M20X115*	25	04102.200.115	M30X240*	5	04102.300.240
M12X130	50	04102.120.130	M20X120*	25	04102.200.120	M30X250*	5	04102.300.250
M12X140	50	04102.120.140	M20X130*	25	04102.200.130	M30X260*	5	04102.300.260
M12X150*	50	04102.120.150	M20X150	25	04102.200.150	M30X270*	5	04102.300.270
M12X160*	25	04102.120.160	M20X160*	10	04102.200.160	M30X280*	5	04102.300.280
M12X170*	25	04102.120.170	M20X170*	10	04102.200.170	M30X300*	5	04102.300.300
M12X180*	25	04102.120.180	M20X180*	10	04102.200.180			

- Warning: electroplating of these products may cause hydrogen embrittlement.

04105 Hexagon head bolt / Zeskantbout / Vis à tête hexagonale filetage partiel — C95A

Thread	Metric thread	DIN	931
Material	Steel		
Class	10.9		
Surface treatment	Zinc flake Cr(VI) free - flZn/nc		



d x L	✉	Art.number	d x L	✉	Art.number	d x L	✉	Art.number
M6X30*	500	04105.060.030	M10X120	50	04105.100.120			
M6X35	200	04105.060.035				M20X65	25	04105.200.065
M6X40	200	04105.060.040	M12X45	100	04105.120.045	M20X70	25	04105.200.070
M6X45*	200	04105.060.045	M12X50	100	04105.120.050	M20X75*	25	04105.200.075
M6X50	200	04105.060.050	M12X60	100	04105.120.060	M20X80	25	04105.200.080
M6X55*	200	04105.060.055	M12X70	50	04105.120.070	M20X90	25	04105.200.090
M6X60	200	04105.060.060	M12X80	50	04105.120.080	M20X100	25	04105.200.100
M6X65*	200	04105.060.065	M12X90	50	04105.120.090	M20X110	25	04105.200.110
M6X70	200	04105.060.070	M12X100	50	04105.120.100	M20X120	25	04105.200.120
M6X80	200	04105.060.080	M12X120	50	04105.120.120	M20X130	25	04105.200.130
						M20X140	25	04105.200.140
M8X35	200	04105.080.035	M14X50	50	04105.140.050	M20X150	25	04105.200.150
M8X40	200	04105.080.040	M14X60	50	04105.140.060	M20X160	10	04105.200.160
M8X45	200	04105.080.045	M14X80	50	04105.140.080	M20X170	10	04105.200.170
M8X50	200	04105.080.050	M14X90	50	04105.140.090	M20X180*	10	04105.200.180
M8X55*	200	04105.080.055	M14X100	50	04105.140.100	M20X200	10	04105.200.200
M8X60	200	04105.080.060						
M8X65*	200	04105.080.065	M16X55	50	04105.160.055	M24X75*	25	04105.240.075
M8X70	200	04105.080.070	M16X60	50	04105.160.060	M24X80	25	04105.240.080
M8X75*	200	04105.080.075	M16X65	25	04105.160.065	M24X90	10	04105.240.090
M8X80	200	04105.080.080	M16X70	25	04105.160.070	M24X100	10	04105.240.100
M8X100*	100	04105.080.100	M16X75	25	04105.160.075	M24X110	10	04105.240.110
			M16X80	25	04105.160.080	M24X120	10	04105.240.120
M10X40	100	04105.100.040	M16X90	25	04105.160.090	M24X130	10	04105.240.130
M10X45	100	04105.100.045	M16X100	25	04105.160.100	M24X140	10	04105.240.140
M10X50	100	04105.100.050	M16X110	25	04105.160.110	M24X150*	10	04105.240.150
M10X60	100	04105.100.060	M16X120	25	04105.160.120	M24X160	10	04105.240.160
M10X70	100	04105.100.070	M16X130	25	04105.160.130	M24X170*	10	04105.240.170
M10X80	100	04105.100.080	M16X140	25	04105.160.140	M24X180	10	04105.240.180
M10X90	100	04105.100.090	M16X150	10	04105.160.150	M24X200	10	04105.240.200
M10X100	100	04105.100.100	M16X160	10	04105.160.160	M24X230*	10	04105.240.230
M10X110	50	04105.100.110						

- A zinc flake coating eliminates the risk of hydrogen embrittlement.

04108 Hexagon head bolt / Zeskantbout / Vis à tête hexagonale filetage partiel — C01A

Thread	Metric thread	DIN	931
Material	Steel		
Class	12.9		
Surface treatment	Plain		



d x L	✉	Art.number	d x L	✉	Art.number	d x L	✉	Art.number
M6X30	200	04108.060.030	M12X120	50	04108.120.120	M20X130	25	04108.200.130
M6X40	200	04108.060.040	M12X140	50	04108.120.140	M20X140	25	04108.200.140
M6X50	200	04108.060.050				M20X150*	25	04108.200.150
M6X60	200	04108.060.060	M14X50	50	04108.140.050	M20X160	10	04108.200.160
			M14X60	50	04108.140.060			
M8X40	200	04108.080.040	M14X70	50	04108.140.070	M24X80	25	04108.240.080
M8X50	200	04108.080.050	M14X80	50	04108.140.080	M24X90	10	04108.240.090
M8X60	200	04108.080.060	M14X90	50	04108.140.090	M24X100	10	04108.240.100
M8X80	200	04108.080.080	M14X100	50	04108.140.100	M24X110	10	04108.240.110
M8X100	100	04108.080.100	M14X120	50	04108.140.120	M24X120	10	04108.240.120
						M24X130*	10	04108.240.130
M10X40	100	04108.100.040	M16X55	50	04108.160.055	M24X140	10	04108.240.140
M10X45	100	04108.100.045	M16X60	50	04108.160.060	M24X150	10	04108.240.150
M10X50	100	04108.100.050	M16X70	25	04108.160.070	M24X160*	10	04108.240.160
M10X60	100	04108.100.060	M16X80	25	04108.160.080	M24X180	10	04108.240.180
M10X70	100	04108.100.070	M16X90	25	04108.160.090	M24X200	10	04108.240.200
M10X80	100	04108.100.080	M16X100	25	04108.160.100	M24X220*	10	04108.240.220
M10X90*	100	04108.100.090	M16X110	25	04108.160.110	M24X240	10	04108.240.240
M10X100	100	04108.100.100	M16X120	25	04108.160.120			
M10X120	50	04108.100.120	M16X130	25	04108.160.130	M30X90	10	04108.300.090
			M16X140	25	04108.160.140	M30X100	10	04108.300.100
M12X45	100	04108.120.045	M16X150*	25	04108.160.150	M30X110	10	04108.300.110
M12X50	100	04108.120.050	M16X160	25	04108.160.160	M30X120	10	04108.300.120
M12X55*	100	04108.120.055				M30X130*	5	04108.300.130
M12X60	100	04108.120.060	M20X65	25	04108.200.065	M30X140	5	04108.300.140
M12X65	50	04108.120.065	M20X70	25	04108.200.070	M30X150	5	04108.300.150
M12X70	50	04108.120.070	M20X80	25	04108.200.080	M30X160	5	04108.300.160
M12X80	50	04108.120.080	M20X90	25	04108.200.090	M30X180	5	04108.300.180
M12X90	50	04108.120.090	M20X100	25	04108.200.100	M30X200	5	04108.300.200
M12X100	50	04108.120.100	M20X110	25	04108.200.110			
M12X110	50	04108.120.110	M20X120	25	04108.200.120	M36X200	10	04108.360.200

04108 Hexagon head bolt / Zeskantbout / Vis à tête hexagonale filetage partiel ←

- Warning: electroplating of these products may cause hydrogen embrittlement.

51001 Hexagon head bolt / Zeskantbout / Vis à tête hexagonale filetage partiel R01A

Thread Metric thread
Material Stainless steel A2
Class 70



d x L	✉	Art.number	d x L	✉	Art.number	d x L	✉	Art.number
M10X45*	100	51001.100.045	M10X130*	50	51001.100.130	M12X90*	25	51001.120.090
M10X50*	50	51001.100.050	M10X140*	50	51001.100.140	M12X100*	25	51001.120.100
M10X60*	50	51001.100.060	M10X150*	50	51001.100.150	M12X110*	25	51001.120.110
M10X70*	50	51001.100.070				M12X120*	25	51001.120.120
M10X80*	50	51001.100.080	M12X50*	50	51001.120.050	M12X130*	50	51001.120.130
M10X90*	50	51001.100.090	M12X55*	50	51001.120.055	M12X140*	50	51001.120.140
M10X100*	50	51001.100.100	M12X60*	50	51001.120.060	M12X150*	50	51001.120.150
M10X110*	50	51001.100.110	M12X70*	50	51001.120.070			
M10X120*	50	51001.100.120	M12X80*	25	51001.120.080			

52000 Hexagon head bolt / Zeskantbout / Vis à tête hexagonale filetage partiel R10A

Thread Metric thread
Material Stainless steel A2 (AD-W2)
Class 70



d x L	✉	Art.number	d x L	✉	Art.number	d x L	✉	Art.number
M16X50*	50	52000.160.050						
M16X55*	50	52000.160.055	M20X65*	25	52000.200.065	M24X80*	10	52000.240.080
M16X60*	50	52000.160.060	M20X70*	25	52000.200.070	M24X85*	10	52000.240.085
M16X65*	50	52000.160.065	M20X75*	25	52000.200.075	M24X100*	10	52000.240.100
M16X70*	25	52000.160.070	M20X80*	25	52000.200.080	M24X110*	10	52000.240.110
M16X75*	25	52000.160.075	M20X85*	25	52000.200.085	M24X120*	10	52000.240.120
M16X80*	25	52000.160.080	M20X90*	25	52000.200.090	M24X130*	10	52000.240.130
M16X85*	25	52000.160.085	M20X95*	25	52000.200.095	M24X140*	10	52000.240.140
M16X90*	25	52000.160.090	M20X100*	25	52000.200.100	M24X170*	10	52000.240.170
M16X95*	25	52000.160.095	M20X110*	25	52000.200.110	M24X180*	10	52000.240.180
M16X100*	25	52000.160.100	M20X120*	25	52000.200.120	M24X190*	10	52000.240.190
M16X110*	25	52000.160.110	M20X130*	25	52000.200.130			
M16X120*	25	52000.160.120	M20X140*	25	52000.200.140	M27X140*	10	52000.270.140
M16X130*	25	52000.160.130	M20X150*	25	52000.200.150			
M16X140*	25	52000.160.140	M20X160*	10	52000.200.160	M30X130*	10	52000.300.130
M16X150*	25	52000.160.150	M20X170*	10	52000.200.170	M30X150*	10	52000.300.150
M16X180*	10	52000.160.180	M20X190*	10	52000.200.190	M30X160*	5	52000.300.160
M16X190*	10	52000.160.190	M20X200*	10	52000.200.200	M30X200*	5	52000.300.200
M16X200*	10	52000.160.200	M20X250*	10	52000.200.250			

Specific features of fasteners for pressure vessels:
- Intended for use in pressure vessels, steam appliances, equipment and flange connections at temperatures from -10 °C up to +300 °C.
- Meets the requirements of AD2000-W2, TRD106 and DIN 267-13.
- Manufacturers included in VdTÜV-Merkblatt 1253/4 are entitled to replace a certificate EN 10204 3.1 by marking the fasteners with the property class and the manufacturer's mark. This recognition is equally accepted by Lloyd's Register Energy.
- Sizes with a diameter > M24 are minimal property class 50.

51000 Hexagon head bolt / Zeskantbout / Vis à tête hexagonale filetage partiel Q01A

Thread Metric thread DIN 931
Material Stainless steel A2
Class 70



d x L	✉	Art.number	d x L	✉	Art.number	d x L	✉	Art.number
M5X25	200	51000.050.025	M5X100	100	51000.050.100	M6X90	100	51000.060.090
M5X30	100	51000.050.030				M6X95	100	51000.060.095
M5X35	100	51000.050.035	M6X25	200	51000.060.025	M6X100	100	51000.060.100
M5X40	100	51000.050.040	M6X30	200	51000.060.030	M6X110	50	51000.060.110
M5X45	100	51000.050.045	M6X35	100	51000.060.035	M6X120	50	51000.060.120
M5X50	100	51000.050.050	M6X40	100	51000.060.040	M6X130	50	51000.060.130
M5X55	100	51000.050.055	M6X45	100	51000.060.045	M6X140	50	51000.060.140
M5X60	100	51000.050.060	M6X50	100	51000.060.050	M6X150	50	51000.060.150
M5X65*	200	51000.050.065	M6X55	100	51000.060.055	M6X160	100	51000.060.160
M5X70	100	51000.050.070	M6X60	100	51000.060.060	M6X170*	100	51000.060.170
M5X75	100	51000.050.075	M6X65	100	51000.060.065	M6X180	50	51000.060.180
M5X80	100	51000.050.080	M6X70	100	51000.060.070	M6X190*	100	51000.060.190
M5X85*	100	51000.050.085	M6X75	100	51000.060.075	M6X200*	100	51000.060.200
M5X90	100	51000.050.090	M6X80	100	51000.060.080			
M5X95*	100	51000.050.095	M6X85	100	51000.060.085	M8X30	200	51000.080.030

51000 Hexagon head bolt / Zeskantbout / Vis à tête hexagonale filetage partiel ←

d x L	⊠	Art.number	d x L	⊠	Art.number	d x L	⊠	Art.number
M8X35	100	51000.080.035	M12X70	50	51000.120.070	M16X210	5	51000.160.210
M8X40	100	51000.080.040	M12X75	50	51000.120.075	M16X220	5	51000.160.220
M8X45	100	51000.080.045	M12X80	50	51000.120.080	M16X230	5	51000.160.230
M8X50	100	51000.080.050	M12X85	25	51000.120.085	M16X240	5	51000.160.240
M8X55	100	51000.080.055	M12X90	50	51000.120.090	M16X250	5	51000.160.250
M8X60	100	51000.080.060	M12X95	25	51000.120.095	M16X260	5	51000.160.260
M8X65	100	51000.080.065	M12X100	50	51000.120.100	M16X270*	10	51000.160.270
M8X70	100	51000.080.070	M12X110	25	51000.120.110	M16X280	5	51000.160.280
M8X75	100	51000.080.075	M12X120	25	51000.120.120	M16X290*	10	51000.160.290
M8X80	100	51000.080.080	M12X130	25	51000.120.130	M16X300*	10	51000.160.300
M8X85	50	51000.080.085	M12X140	25	51000.120.140	M16X320*	10	51000.160.320
M8X90	100	51000.080.090	M12X150	25	51000.120.150	M16X340*	10	51000.160.340
M8X95	50	51000.080.095	M12X160	25	51000.120.160	M16X360*	10	51000.160.360
M8X100	100	51000.080.100	M12X170	25	51000.120.170	M16X380*	10	51000.160.380
M8X110	50	51000.080.110	M12X180	25	51000.120.180	M16X400*	10	51000.160.400
M8X120	50	51000.080.120	M12X190	25	51000.120.190	M16X420*	10	51000.160.420
M8X130	50	51000.080.130	M12X200	10	51000.120.200	M16X440*	10	51000.160.440
M8X140	50	51000.080.140	M12X210	10	51000.120.210	M16X540*	10	51000.160.450
M8X150	50	51000.080.150	M12X220	10	51000.120.220	M16X460*	10	51000.160.460
M8X160	25	51000.080.160	M12X230*	10	51000.120.230	M16X480*	10	51000.160.480
M8X170	25	51000.080.170	M12X240	10	51000.120.240	M16X500*	10	51000.160.500
M8X180	25	51000.080.180	M12X250*	10	51000.120.250	M16X520*	10	51000.160.520
M8X190	25	51000.080.190	M12X260	10	51000.120.260	M16X560*	10	51000.160.560
M8X200	10	51000.080.200	M12X270*	10	51000.120.270	M16X580*	10	51000.160.580
M8X210	25	51000.080.210	M12X280*	10	51000.120.280			
M8X220	25	51000.080.220	M12X290*	10	51000.120.290	M18X60	25	51000.180.060
M8X230*	25	51000.080.230	M12X300	10	51000.120.300	M18X65*	25	51000.180.065
M8X240*	25	51000.080.240	M12X320*	10	51000.120.320	M18X70	25	51000.180.070
M8X250*	25	51000.080.250	M12X340*	10	51000.120.340	M18X75*	25	51000.180.075
M8X260*	25	51000.080.260	M12X360*	10	51000.120.360	M18X80	10	51000.180.080
M8X270*	25	51000.080.270	M12X380*	10	51000.120.380	M18X85*	25	51000.180.085
M8X280*	25	51000.080.280	M12X400	10	51000.120.400	M18X90	10	51000.180.090
			M12X420*	10	51000.120.420	M18X95*	25	51000.180.095
M10X35	100	51000.100.035	M12X440*	10	51000.120.440	M18X100	10	51000.180.100
M10X40	100	51000.100.040	M12X460*	10	51000.120.460	M18X110	10	51000.180.110
M10X45	100	51000.100.045	M12X480*	10	51000.120.480	M18X120	10	51000.180.120
M10X50	100	51000.100.050	M12X500*	10	51000.120.500	M18X130	10	51000.180.130
M10X55	100	51000.100.055				M18X140	10	51000.180.140
M10X60	100	51000.100.060	M14X50	50	51000.140.050	M18X150	10	51000.180.150
M10X65	50	51000.100.065	M14X55	50	51000.140.055	M18X160*	25	51000.180.160
M10X70	50	51000.100.070	M14X60	50	51000.140.060	M18X170*	25	51000.180.170
M10X75	50	51000.100.075	M14X65*	50	51000.140.065	M18X180*	25	51000.180.180
M10X80	50	51000.100.080	M14X70	50	51000.140.070	M18X190	25	51000.180.190
M10X85	50	51000.100.085	M14X75	25	51000.140.075	M18X200	5	51000.180.200
M10X90	50	51000.100.090	M14X80	10	51000.140.080			
M10X95	50	51000.100.095	M14X85*	25	51000.140.085	M20X55	25	51000.200.055
M10X100	50	51000.100.100	M14X90	10	51000.140.090	M20X60	25	51000.200.060
M10X110	50	51000.100.110	M14X95*	25	51000.140.095	M20X65	25	51000.200.065
M10X120	25	51000.100.120	M14X100	10	51000.140.100	M20X70	25	51000.200.070
M10X130	25	51000.100.130	M14X110	25	51000.140.110	M20X75	10	51000.200.075
M10X140	25	51000.100.140	M14X120	10	51000.140.120	M20X80	25	51000.200.080
M10X150	25	51000.100.150	M14X130	10	51000.140.130	M20X85	25	51000.200.085
M10X160	25	51000.100.160	M14X140	10	51000.140.140	M20X90	25	51000.200.090
M10X170	25	51000.100.170	M14X150	10	51000.140.150	M20X95	25	51000.200.095
M10X180	25	51000.100.180	M14X160	10	51000.140.160	M20X100	25	51000.200.100
M10X190	25	51000.100.190	M14X170*	10	51000.140.170	M20X110	25	51000.200.110
M10X200	10	51000.100.200	M14X180	10	51000.140.180	M20X120	10	51000.200.120
M10X210*	10	51000.100.210	M14X190*	10	51000.140.190	M20X130	10	51000.200.130
M10X220	10	51000.100.220	M14X200	10	51000.140.200	M20X140	10	51000.200.140
M10X230*	10	51000.100.230				M20X150	10	51000.200.150
M10X240	10	51000.100.240	M16X45	25	51000.160.045	M20X160	10	51000.200.160
M10X250*	10	51000.100.250	M16X50	50	51000.160.050	M20X170	10	51000.200.170
M10X260	10	51000.100.260	M16X55	50	51000.160.055	M20X180	10	51000.200.180
M10X270*	10	51000.100.270	M16X60	25	51000.160.060	M20X190	10	51000.200.190
M10X280*	10	51000.100.280	M16X65	25	51000.160.065	M20X200	5	51000.200.200
M10X290*	10	51000.100.290	M16X70	25	51000.160.070	M20X210	10	51000.200.210
M10X300	10	51000.100.300	M16X75	25	51000.160.075	M20X220	5	51000.200.220
M10X320*	10	51000.100.320	M16X80	25	51000.160.080	M20X230	5	51000.200.230
M10X340*	10	51000.100.340	M16X85	25	51000.160.085	M20X240	5	51000.200.240
M10X360*	10	51000.100.360	M16X90	25	51000.160.090	M20X250	10	51000.200.250
M10X380*	10	51000.100.380	M16X95	25	51000.160.095	M20X260	5	51000.200.260
M10X400*	10	51000.100.400	M16X100	25	51000.160.100	M20X270*	10	51000.200.270
M10X420*	10	51000.100.420	M16X110	25	51000.160.110	M20X280*	10	51000.200.280
M10X440*	10	51000.100.440	M16X120	10	51000.160.120	M20X290*	10	51000.200.290
M10X480*	10	51000.100.480	M16X130	10	51000.160.130	M20X300	5	51000.200.300
			M16X140	10	51000.160.140	M20X310*	5	51000.200.310
M12X40	50	51000.120.040	M16X150	10	51000.160.150	M20X320*	5	51000.200.320
M12X45	50	51000.120.045	M16X160	10	51000.160.160	M20X340*	5	51000.200.340
M12X50	50	51000.120.050	M16X170	10	51000.160.170	M20X360*	5	51000.200.360
M12X55	50	51000.120.055	M16X180	5	51000.160.180	M20X380*	5	51000.200.380
M12X60	50	51000.120.060	M16X190	5	51000.160.190	M20X400*	5	51000.200.400
M12X65	50	51000.120.065	M16X200	5	51000.160.200	M20X420*	5	51000.200.420

51000 Hexagon head bolt / Zeskantbout / Vis à tête hexagonale filetage partiel

d x L	✉	Art.number	d x L	✉	Art.number	d x L	✉	Art.number
M20X440*	5	51000.200.440	M24X500*	5	51000.240.500	M33X150	1	51000.330.150
M20X460*	5	51000.200.460	M24X520*	5	51000.240.520	M33X160*	5	51000.330.160
M20X480*	5	51000.200.480	M24X540*	5	51000.240.540	M33X170	1	51000.330.170
M20X500*	5	51000.200.500	M24X560*	5	51000.240.560	M33X180	1	51000.330.180
M20X520*	5	51000.200.520				M33X190*	5	51000.330.190
M20X540*	5	51000.200.540	M27X70*	10	51000.270.070	M33X200	1	51000.330.200
M20X560*	5	51000.200.560	M27X75	10	51000.270.075	M33X210*	5	51000.330.210
M20X580*	5	51000.200.580	M27X80*	10	51000.270.080	M33X220	1	51000.330.220
M20X600*	5	51000.200.600	M27X85*	10	51000.270.085	M33X230*	5	51000.330.230
			M27X90	3	51000.270.090	M33X240	1	51000.330.240
M22X70*	10	51000.220.070	M27X95*	10	51000.270.096	M33X260*	5	51000.330.260
M22X75*	25	51000.220.075	M27X100	3	51000.270.100	M33X300*	5	51000.330.300
M22X80	10	51000.220.080	M27X110	3	51000.270.110			
M22X85*	25	51000.220.085	M27X120	3	51000.270.120	M36X100	1	51000.360.100
M22X90	10	51000.220.090	M27X130	3	51000.270.130	M36X110	1	51000.360.110
M22X95*	25	51000.220.095	M27X140	3	51000.270.140	M36X120	1	51000.360.120
M22X100	10	51000.220.100	M27X150	3	51000.270.150	M36X130	1	51000.360.130
M22X110	5	51000.220.110	M27X160	3	51000.270.160	M36X140	1	51000.360.140
M22X120	5	51000.220.120	M27X170*	5	51000.270.170	M36X150	1	51000.360.150
M22X130	20	51000.220.130	M27X180	3	51000.270.180	M36X160*	5	51000.360.160
M22X140*	10	51000.220.140	M27X190*	5	51000.270.190	M36X170	1	51000.360.170
M22X150	5	51000.220.150	M27X200*	5	51000.270.200	M36X180*	5	51000.360.180
M22X160*	10	51000.220.160	M27X210*	5	51000.270.210	M36X190	1	51000.360.190
M22X170*	10	51000.220.170	M27X220*	5	51000.270.220	M36X200	1	51000.360.200
M22X180	5	51000.220.180	M27X230*	5	51000.270.230	M36X210*	5	51000.360.210
M22X190*	10	51000.220.190	M27X240	3	51000.270.240	M36X220*	1	51000.360.220
M22X200*	10	51000.220.200	M27X250*	5	51000.270.250	M36X230*	5	51000.360.230
			M27X260*	5	51000.270.260	M36X240*	5	51000.360.240
M24X65*	10	51000.240.065	M27X270*	5	51000.270.270	M36X250*	5	51000.360.250
M24X70	10	51000.240.070	M27X280*	5	51000.270.280	M36X260*	5	51000.360.260
M24X75	10	51000.240.075	M27X290*	5	51000.270.290	M36X270*	5	51000.360.270
M24X80	5	51000.240.080	M27X300*	5	51000.270.300	M36X280*	5	51000.360.280
M24X85	10	51000.240.085				M36X300*	5	51000.360.300
M24X90	5	51000.240.090	M30X80	1	51000.300.080			
M24X95*	10	51000.240.095	M30X85*	10	51000.300.085	M39X120*	10	51000.390.120
M24X100	5	51000.240.100	M30X90*	10	51000.300.090	M39X130*	10	51000.390.130
M24X110	5	51000.240.110	M30X95*	10	51000.300.095	M39X140*	10	51000.390.140
M24X120	5	51000.240.120	M30X100	1	51000.300.100	M39X150*	5	51000.390.150
M24X130	5	51000.240.130	M30X110	1	51000.300.110	M39X160*	5	51000.390.160
M24X140	5	51000.240.140	M30X120	1	51000.300.120	M39X170*	5	51000.390.170
M24X150	5	51000.240.150	M30X130	1	51000.300.130	M39X180*	5	51000.390.180
M24X160	5	51000.240.160	M30X140	1	51000.300.140	M39X190*	5	51000.390.190
M24X170	10	51000.240.170	M30X150	1	51000.300.150	M39X200*	5	51000.390.200
M24X180	5	51000.240.180	M30X160*	5	51000.300.160			
M24X190	10	51000.240.190	M30X170	1	51000.300.170	M42X120*	5	51000.420.120
M24X200	5	51000.240.200	M30X180	1	51000.300.180	M42X130*	5	51000.420.130
M24X210	5	51000.240.210	M30X190	1	51000.300.190	M42X140*	5	51000.420.140
M24X220	5	51000.240.220	M30X200	1	51000.300.200	M42X150*	5	51000.420.150
M24X230*	5	51000.240.230	M30X210*	5	51000.300.210	M42X160*	5	51000.420.160
M24X240	5	51000.240.240	M30X220	1	51000.300.220	M42X170*	5	51000.420.170
M24X250	5	51000.240.250	M30X230*	5	51000.300.230	M42X180*	5	51000.420.180
M24X260	5	51000.240.260	M30X240	1	51000.300.240	M42X200*	5	51000.420.200
M24X270*	5	51000.240.270	M30X250*	5	51000.300.250			
M24X280*	5	51000.240.280	M30X260	1	51000.300.260	M45X140*	5	51000.450.140
M24X290*	5	51000.240.290	M30X270*	5	51000.300.270	M45X150*	5	51000.450.150
M24X300*	5	51000.240.300	M30X280*	5	51000.300.280	M45X160*	5	51000.450.160
M24X320*	5	51000.240.320	M30X290*	5	51000.300.290	M45X170*	5	51000.450.170
M24X340*	5	51000.240.340	M30X300*	5	51000.300.300	M45X180*	5	51000.450.180
M24X360*	5	51000.240.360						
M24X380*	5	51000.240.380	M33X90	1	51000.330.090	M48X150*	5	51000.480.150
M24X400*	5	51000.240.400	M33X100	1	51000.330.100	M48X200*	5	51000.480.200
M24X420*	5	51000.240.420	M33X110*	1	51000.330.110			
M24X440*	5	51000.240.440	M33X120	1	51000.330.120	M52X160*	5	51000.520.160
M24X460*	5	51000.240.460	M33X130	1	51000.330.130	M52X180*	5	51000.520.180
M24X480*	5	51000.240.480	M33X140	1	51000.330.140	M52X200*	5	51000.520.200

- Sizes with a diameter > M20 and sizes with a length > 8xd are minimal property class 50.

55001 Hexagon head bolt / Zeskantbout / Vis à tête hexagonale filetage partiel R11A

Thread Metric thread
Material Stainless steel A4
Class 70



d x L	✉	Art.number	d x L	✉	Art.number	d x L	✉	Art.number
M10X40*	100	55001.100.040	M10X65*	50	55001.100.065	M10X100*	50	55001.100.100
M10X45*	100	55001.100.045	M10X70*	50	55001.100.070	M10X110*	50	55001.100.110
M10X50*	50	55001.100.050	M10X80*	50	55001.100.080	M10X120*	50	55001.100.120
M10X55*	50	55001.100.055	M10X90*	50	55001.100.090	M10X130*	50	55001.100.130
M10X60*	50	55001.100.060						

55001 Hexagon head bolt / Zeskantbout / Vis à tête hexagonale filetage partiel ←

d x L	✉	Art.number	d x L	✉	Art.number	d x L	✉	Art.number
M10X140*	50	55001.100.140	M12X60*	50	55001.120.060	M12X110*	25	55001.120.110
M10X150*	50	55001.100.150	M12X70*	50	55001.120.070	M12X120*	25	55001.120.120
			M12X80*	25	55001.120.080	M12X130*	25	55001.120.130
M12X50*	50	55001.120.050	M12X90*	25	55001.120.090	M12X140*	50	55001.120.140
M12X55*	50	55001.120.055	M12X100*	25	55001.120.100	M12X150*	50	55001.120.150

52500 Hexagon head bolt / Zeskantbout / Vis à tête hexagonale filetage partiel R50A

Thread Metric thread
Material Stainless steel A4 (AD-W2)
Class 70



d x L	✉	Art.number	d x L	✉	Art.number	d x L	✉	Art.number
M10X45*	100	52500.100.045	M12X140*	50	52500.120.140	M20X75*	25	52500.200.075
M10X50*	100	52500.100.050	M12X150*	50	52500.120.150	M20X80*	25	52500.200.080
M10X60*	100	52500.100.060	M12X180*	50	52500.120.180	M20X90*	25	52500.200.090
M10X65*	100	52500.100.065	M12X200*	50	52500.120.200	M20X95*	25	52500.200.095
M10X70*	100	52500.100.070				M20X100*	25	52500.200.100
M10X75*	50	52500.100.075	M16X55*	50	52500.160.055	M20X110*	25	52500.200.110
M10X80*	50	52500.100.080	M16X60*	50	52500.160.060	M20X120*	25	52500.200.120
M10X90*	50	52500.100.090	M16X65*	50	52500.160.065	M20X130*	25	52500.200.130
M10X100*	50	52500.100.100	M16X70*	25	52500.160.070	M20X140*	25	52500.200.140
M10X110*	50	52500.100.110	M16X75*	25	52500.160.075	M20X150*	25	52500.200.150
M10X120*	50	52500.100.120	M16X80*	25	52500.160.080	M20X170*	10	52500.200.170
M10X130*	50	52500.100.130	M16X85*	25	52500.160.085	M20X180*	10	52500.200.180
M10X140*	50	52500.100.140	M16X90*	25	52500.160.090	M20X200*	10	52500.200.200
M10X150*	50	52500.100.150	M16X95*	25	52500.160.095	M20X240*	10	52500.200.240
M10X160*	50	52500.100.160	M16X100*	25	52500.160.100			
			M16X110*	25	52500.160.110	M24X75*	10	52500.240.075
M12X45*	50	52500.120.045	M16X120*	25	52500.160.120	M24X80*	10	52500.240.080
M12X50*	50	52500.120.050	M16X130*	25	52500.160.130	M24X85*	10	52500.240.085
M12X55*	50	52500.120.055	M16X140*	25	52500.160.140	M24X90*	10	52500.240.090
M12X60*	50	52500.120.060	M16X150*	25	52500.160.150	M24X100*	10	52500.240.100
M12X65*	50	52500.120.065	M16X160*	10	52500.160.160	M24X110*	10	52500.240.110
M12X70*	50	52500.120.070	M16X170*	25	52500.160.170	M24X120*	10	52500.240.120
M12X75*	50	52500.120.075	M16X180*	10	52500.160.180	M24X130*	10	52500.240.130
M12X80*	50	52500.120.080	M16X190*	10	52500.160.190	M24X140*	10	52500.240.140
M12X90*	50	52500.120.090				M24X150*	10	52500.240.150
M12X110*	50	52500.120.110	M20X65*	25	52500.200.065	M24X160*	10	52500.240.160
M12X120*	50	52500.120.120	M20X70*	25	52500.200.070	M24X180*	10	52500.240.180
M12X130*	50	52500.120.130						

Specific features of fasteners for pressure vessels:
- Intended for use in pressure vessels, steam appliances, equipment and flange connections at temperatures from -10 °C up to +300 °C.
- Meets the requirements of AD2000-W2, TRD106 and DIN 267-13.
- Manufacturers included in VdTÜV-Merkblatt 1253/4 are entitled to replace a certificate EN 10204 3.1 by marking the fasteners with the property class and the manufacturer's mark. This recognition is equally accepted by Lloyd's Register Energy.
- Sizes with a diameter > M24 are minimal property class 50.

55000 Hexagon head bolt / Zeskantbout / Vis à tête hexagonale filetage partiel Q41A

Thread Metric thread DIN 931
Material Stainless steel A4
Class 70



d x L	✉	Art.number	d x L	✉	Art.number	d x L	✉	Art.number
M5X25*	200	55000.050.025	M6X55	100	55000.060.055	M8X35	100	55000.080.035
M5X30	100	55000.050.030	M6X60	100	55000.060.060	M8X40	100	55000.080.040
M5X35	100	55000.050.035	M6X65	100	55000.060.065	M8X45	100	55000.080.045
M5X40	100	55000.050.040	M6X70	100	55000.060.070	M8X50	100	55000.080.050
M5X45	100	55000.050.045	M6X75	100	55000.060.075	M8X55	100	55000.080.055
M5X50	100	55000.050.050	M6X80	100	55000.060.080	M8X60	100	55000.080.060
M5X55*	200	55000.050.055	M6X85*	100	55000.060.085	M8X65	100	55000.080.065
M5X60	200	55000.050.060	M6X90	100	55000.060.090	M8X70	100	55000.080.070
M5X65*	200	55000.050.065	M6X95*	100	55000.060.095	M8X75	100	55000.080.075
M5X70*	100	55000.050.070	M6X100	100	55000.060.100	M8X80	100	55000.080.080
M5X75*	100	55000.050.075	M6X110	50	55000.060.110	M8X85	50	55000.080.085
M5X80*	100	55000.050.080	M6X120	50	55000.060.120	M8X90	100	55000.080.090
M5X90*	100	55000.050.090	M6X130	50	55000.060.130	M8X95*	50	55000.080.095
M5X100*	200	55000.050.100	M6X140	50	55000.060.140	M8X100	100	55000.080.100
			M6X150	50	55000.060.150	M8X110	50	55000.080.110
M6X25	200	55000.060.025	M6X160	50	55000.060.160	M8X120	50	55000.080.120
M6X30	200	55000.060.030	M6X170	50	55000.060.170	M8X130	50	55000.080.130
M6X35	100	55000.060.035	M6X180	50	55000.060.180	M8X140	50	55000.080.140
M6X40	100	55000.060.040	M6X200*	100	55000.060.200	M8X150	50	55000.080.150
M6X45	100	55000.060.045				M8X160	25	55000.080.160
M6X50	100	55000.060.050	M8X30	100	55000.080.030	M8X170	25	55000.080.170

55000 Hexagon head bolt / Zeskantbout / Vis à tête hexagonale filetage partiel ←

d x L	✉	Art.number	d x L	✉	Art.number	d x L	✉	Art.number
M8X180	25	55000.080.180	M12X340*	10	55000.120.340	M18X130*	25	55000.180.130
M8X190*	50	55000.080.190	M12X360*	10	55000.120.360	M18X140	25	55000.180.140
M8X200	10	55000.080.200	M12X380*	10	55000.120.380	M18X150	10	55000.180.150
M8X210*	25	55000.080.210	M12X400*	10	55000.120.400	M18X160*	25	55000.180.160
M8X220	10	55000.080.220				M18X170*	25	55000.180.170
M8X230*	25	55000.080.230	M14X45*	50	55000.140.045	M18X180*	25	55000.180.180
M8X240*	25	55000.080.240	M14X50*	50	55000.140.050	M18X190*	25	55000.180.190
M8X260*	25	55000.080.260	M14X55	50	55000.140.055	M18X200*	25	55000.180.200
M8X270*	25	55000.080.270	M14X60	50	55000.140.060			
M8X300*	25	55000.080.300	M14X65*	50	55000.140.065	M20X55	25	55000.200.055
			M14X70	50	55000.140.070	M20X60	25	55000.200.060
M10X35	100	55000.100.035	M14X75*	25	55000.140.075	M20X65	25	55000.200.065
M10X40	100	55000.100.040	M14X80	10	55000.140.080	M20X70	25	55000.200.070
M10X45	100	55000.100.045	M14X85*	25	55000.140.085	M20X75	25	55000.200.075
M10X50	100	55000.100.050	M14X90	10	55000.140.090	M20X80	25	55000.200.080
M10X55	100	55000.100.055	M14X95*	25	55000.140.095	M20X85	25	55000.200.085
M10X60	100	55000.100.060	M14X100	10	55000.140.100	M20X90	25	55000.200.090
M10X65	50	55000.100.065	M14X110	10	55000.140.110	M20X95	25	55000.200.095
M10X70	50	55000.100.070	M14X120	10	55000.140.120	M20X100	25	55000.200.100
M10X75	50	55000.100.075	M14X130*	25	55000.140.130	M20X110	25	55000.200.110
M10X80	50	55000.100.080	M14X140	10	55000.140.140	M20X120	10	55000.200.120
M10X85	50	55000.100.085	M14X150	10	55000.140.150	M20X130	10	55000.200.130
M10X90	50	55000.100.090	M14X160	10	55000.140.160	M20X140	10	55000.200.140
M10X95	50	55000.100.095	M14X170*	10	55000.140.170	M20X150	10	55000.200.150
M10X100	50	55000.100.100	M14X180*	10	55000.140.180	M20X160	10	55000.200.160
M10X110	50	55000.100.110	M14X190*	10	55000.140.190	M20X170	10	55000.200.170
M10X120	25	55000.100.120	M14X200	10	55000.140.200	M20X180	10	55000.200.180
M10X130	25	55000.100.130				M20X190	10	55000.200.190
M10X140	25	55000.100.140	M16X45	25	55000.160.045	M20X200	5	55000.200.200
M10X150	25	55000.100.150	M16X50	25	55000.160.050	M20X210*	10	55000.200.210
M10X160	25	55000.100.160	M16X55	50	55000.160.055	M20X220	5	55000.200.220
M10X170	25	55000.100.170	M16X60	25	55000.160.060	M20X230*	10	55000.200.230
M10X180	25	55000.100.180	M16X65	25	55000.160.065	M20X240	5	55000.200.240
M10X190*	50	55000.100.190	M16X70	25	55000.160.070	M20X250*	10	55000.200.250
M10X200	10	55000.100.200	M16X75	25	55000.160.075	M20X260	5	55000.200.260
M10X210*	10	55000.100.210	M16X80	25	55000.160.080	M20X270	5	55000.200.270
M10X220	10	55000.100.220	M16X85	25	55000.160.085	M20X280	5	55000.200.280
M10X230*	10	55000.100.230	M16X90	25	55000.160.090	M20X290*	10	55000.200.290
M10X240*	10	55000.100.240	M16X95	25	55000.160.095	M20X300	5	55000.200.300
M10X250*	10	55000.100.250	M16X100	25	55000.160.100	M20X320*	5	55000.200.320
M10X260*	10	55000.100.260	M16X110	25	55000.160.110	M20X340*	5	55000.200.340
M10X270*	10	55000.100.270	M16X120	10	55000.160.120	M20X360*	5	55000.200.360
M10X280*	10	55000.100.280	M16X130	10	55000.160.130	M20X380*	5	55000.200.380
M10X290*	10	55000.100.290	M16X140	10	55000.160.140	M20X400*	5	55000.200.400
M10X300*	10	55000.100.300	M16X150	10	55000.160.150	M20X420*	5	55000.200.420
M10X360*	10	55000.100.360	M16X160	10	55000.160.160	M20X440*	5	55000.200.440
M10X400*	10	55000.100.400	M16X170	10	55000.160.170	M20X460*	5	55000.200.460
			M16X180	5	55000.160.180	M20X500*	5	55000.200.500
M12X40	50	55000.120.040	M16X190	10	55000.160.190			
M12X45	50	55000.120.045	M16X200	5	55000.160.200	M22X70*	25	55000.220.070
M12X50	50	55000.120.050	M16X210*	10	55000.160.210	M22X75*	25	55000.220.075
M12X55	50	55000.120.055	M16X220	5	55000.160.220	M22X80	10	55000.220.080
M12X60	50	55000.120.060	M16X230*	10	55000.160.230	M22X85*	25	55000.220.085
M12X65	50	55000.120.065	M16X240	5	55000.160.240	M22X90*	10	55000.220.090
M12X70	50	55000.120.070	M16X250*	10	55000.160.250	M22X95*	25	55000.220.095
M12X75	50	55000.120.075	M16X260	5	55000.160.260	M22X100	10	55000.220.100
M12X80	50	55000.120.080	M16X270*	10	55000.160.270	M22X110*	20	55000.220.110
M12X85	25	55000.120.085	M16X280*	10	55000.160.280	M22X120	5	55000.220.120
M12X90	50	55000.120.090	M16X290*	10	55000.160.290	M22X130	5	55000.220.130
M12X95	25	55000.120.095	M16X300	5	55000.160.300	M22X140	5	55000.220.140
M12X100	50	55000.120.100	M16X320*	10	55000.160.320	M22X150	5	55000.220.150
M12X110	25	55000.120.110	M16X340*	10	55000.160.340	M22X160*	10	55000.220.160
M12X120	25	55000.120.120	M16X360*	10	55000.160.360	M22X170*	10	55000.220.170
M12X130	25	55000.120.130	M16X380*	10	55000.160.380	M22X180*	10	55000.220.180
M12X140	25	55000.120.140	M16X400*	10	55000.160.400	M22X200*	10	55000.220.200
M12X150	25	55000.120.150	M16X420*	10	55000.160.420			
M12X160	25	55000.120.160	M16X440*	10	55000.160.440	M24X65*	10	55000.240.065
M12X170	25	55000.120.170	M16X460*	10	55000.160.460	M24X70	10	55000.240.070
M12X180	25	55000.120.180	M16X480*	10	55000.160.480	M24X75	10	55000.240.075
M12X190	25	55000.120.190	M16X500*	10	55000.160.500	M24X80	5	55000.240.080
M12X200	10	55000.120.200				M24X85*	10	55000.240.085
M12X210	10	55000.120.210	M18X60	25	55000.180.060	M24X90	5	55000.240.090
M12X220	10	55000.120.220	M18X65	25	55000.180.065	M24X95*	10	55000.240.095
M12X230*	10	55000.120.230	M18X70	25	55000.180.070	M24X100	5	55000.240.100
M12X240	10	55000.120.240	M18X75*	25	55000.180.075	M24X110	5	55000.240.110
M12X250	10	55000.120.250	M18X80	10	55000.180.080	M24X120	5	55000.240.120
M12X260*	10	55000.120.260	M18X85*	25	55000.180.085	M24X130	5	55000.240.130
M12X270*	10	55000.120.270	M18X90	10	55000.180.090	M24X140	5	55000.240.140
M12X280*	10	55000.120.280	M18X95*	25	55000.180.095	M24X150	5	55000.240.150
M12X290*	10	55000.120.290	M18X100	10	55000.180.100	M24X160	5	55000.240.160
M12X300*	10	55000.120.300	M18X110	10	55000.180.110	M24X170	10	55000.240.170
M12X320*	10	55000.120.320	M18X120	10	55000.180.120	M24X180	5	55000.240.180

55000 Hexagon head bolt / Zeskantbout / Vis à tête hexagonale filetage partiel ←

d x L	✉	Art.number	d x L	✉	Art.number	d x L	✉	Art.number
M24X190*	10	55000.240.190	M27X290*	5	55000.270.290	M33X260	1	55000.330.260
M24X200	5	55000.240.200	M27X300*	5	55000.270.300	M33X290*	5	55000.330.290
M24X210	5	55000.240.210				M33X300*	5	55000.330.300
M24X220	5	55000.240.220	M30X80*	10	55000.300.080			
M24X230	5	55000.240.230	M30X85*	10	55000.300.085	M36X100*	5	55000.360.100
M24X240	5	55000.240.240	M30X90	1	55000.300.090	M36X110	1	55000.360.110
M24X250	5	55000.240.250	M30X95*	10	55000.300.095	M36X120	1	55000.360.120
M24X260	5	55000.240.260	M30X100	1	55000.300.100	M36X130	1	55000.360.130
M24X270*	5	55000.240.270	M30X110	1	55000.300.110	M36X140	1	55000.360.140
M24X280*	5	55000.240.280	M30X120	1	55000.300.120	M36X150	1	55000.360.150
M24X290*	5	55000.240.290	M30X130	1	55000.300.130	M36X160	1	55000.360.160
M24X300*	5	55000.240.300	M30X140	1	55000.300.140	M36X170*	5	55000.360.170
M24X320*	5	55000.240.320	M30X150	1	55000.300.150	M36X180	1	55000.360.180
M24X340*	5	55000.240.340	M30X160	1	55000.300.160	M36X190	1	55000.360.190
M24X360*	5	55000.240.360	M30X170*	5	55000.300.170	M36X200	1	55000.360.200
M24X380*	5	55000.240.380	M30X180*	5	55000.300.180	M36X210*	5	55000.360.210
M24X400*	5	55000.240.400	M30X190*	5	55000.300.190	M36X220	1	55000.360.220
M24X440*	5	55000.240.440	M30X200	1	55000.300.200	M36X230*	5	55000.360.230
M24X480*	5	55000.240.480	M30X210*	5	55000.300.210	M36X240	1	55000.360.240
M24X500*	5	55000.240.500	M30X220*	5	55000.300.220	M36X250*	5	55000.360.250
			M30X230*	5	55000.300.230	M36X260*	5	55000.360.260
M27X70*	10	55000.270.070	M30X240	1	55000.300.240	M36X300*	5	55000.360.300
M27X75*	10	55000.270.075	M30X250	1	55000.300.250			
M27X80	3	55000.270.080	M30X260*	5	55000.300.260	M39X120*	10	55000.390.120
M27X85*	10	55000.270.085	M30X270*	5	55000.300.270	M39X130*	10	55000.390.130
M27X90	3	55000.270.090	M30X280*	5	55000.300.280	M39X140*	10	55000.390.140
M27X95*	10	55000.270.095	M30X290*	5	55000.300.290	M39X150*	5	55000.390.150
M27X100	3	55000.270.100	M30X300*	5	55000.300.300	M39X160*	5	55000.390.160
M27X110	3	55000.270.110				M39X170*	5	55000.390.170
M27X120	3	55000.270.120	M33X90	1	55000.330.090	M39X180*	5	55000.390.180
M27X130	3	55000.270.130	M33X100	1	55000.330.100	M39X200*	5	55000.390.200
M27X140	3	55000.270.140	M33X110	1	55000.330.110			
M27X150	3	55000.270.150	M33X120	1	55000.330.120	M42X120*	5	55000.420.120
M27X160	3	55000.270.160	M33X130*	5	55000.330.130	M42X130*	5	55000.420.130
M27X170	5	55000.270.170	M33X140	1	55000.330.140	M42X140*	5	55000.420.140
M27X180	3	55000.270.180	M33X150	1	55000.330.150	M42X150*	5	55000.420.150
M27X190*	5	55000.270.190	M33X160	1	55000.330.160	M42X160*	5	55000.420.160
M27X200	3	55000.270.200	M33X170	1	55000.330.170	M42X190*	5	55000.420.190
M27X210*	5	55000.270.210	M33X180	1	55000.330.180	M42X200*	5	55000.420.200
M27X220	3	55000.270.220	M33X190	1	55000.330.190			
M27X230*	5	55000.270.230	M33X200	1	55000.330.200	M45X140*	5	55000.450.140
M27X240	3	55000.270.240	M33X210*	5	55000.330.210	M45X180*	5	55000.450.180
M27X250*	5	55000.270.250	M33X220	1	55000.330.220			
M27X260*	5	55000.270.260	M33X230*	5	55000.330.230	M48X150*	5	55000.480.150
M27X270*	5	55000.270.270	M33X240	1	55000.330.240	M48X180*	5	55000.480.180
M27X280*	5	55000.270.280	M33X250*	5	55000.330.250	M48X200*	5	55000.480.200

- Sizes with a diameter > M20 and sizes with a length > 8xd are minimal property class 50.

53511 Hexagon head bolt / Zeskantbout / Vis à tête hexagonale filetage partiel Q41A

Thread Metric thread
Material Stainless steel A4
Class 80



d x L	✉	Art.number	d x L	✉	Art.number	d x L	✉	Art.number
M10X40*	100	53511.100.040	M10X120*	50	53511.100.120	M12X70*	50	53511.120.070
M10X45*	100	53511.100.045	M10X130*	50	53511.100.130	M12X75*	50	53511.120.075
M10X50*	50	53511.100.050	M10X140*	50	53511.100.140	M12X80*	25	53511.120.080
M10X55*	50	53511.100.055	M10X150*	50	53511.100.150	M12X90*	25	53511.120.090
M10X60*	50	53511.100.060				M12X100*	25	53511.120.100
M10X65*	50	53511.100.065	M12X45*	50	53511.120.045	M12X110*	25	53511.120.110
M10X70*	50	53511.100.070	M12X50*	50	53511.120.050	M12X120*	25	53511.120.120
M10X80*	50	53511.100.080	M12X55*	50	53511.120.055	M12X130*	25	53511.120.130
M10X90*	50	53511.100.090	M12X60*	50	53511.120.060	M12X140*	25	53511.120.140
M10X100*	50	53511.100.100	M12X65*	50	53511.120.065	M12X150*	25	53511.120.150
M10X110*	50	53511.100.110						

53510 Hexagon head bolt / Zeskantbout / Vis à tête hexagonale filetage partiel R11A

Thread Metric thread DIN 931
Material Stainless steel A4
Class 80



d x L	✉	Art.number	d x L	✉	Art.number	d x L	✉	Art.number
M5X25	200	53510.050.025	M10X70	50	53510.100.070	M16X85	25	53510.160.085
M5X30	200	53510.050.030	M10X75	50	53510.100.075	M16X90	25	53510.160.090
M5X35*	200	53510.050.035	M10X80	50	53510.100.080	M16X95*	25	53510.160.095
M5X40*	200	53510.050.040	M10X85*	50	53510.100.085	M16X100	25	53510.160.100
M5X45*	200	53510.050.045	M10X90	50	53510.100.090	M16X110	25	53510.160.110
M5X50*	200	53510.050.050	M10X95*	50	53510.100.095	M16X120	25	53510.160.120
M5X55*	200	53510.050.055	M10X100	50	53510.100.100	M16X130	25	53510.160.130
M5X60*	200	53510.050.060	M10X110	50	53510.100.110	M16X140	25	53510.160.140
M5X65*	200	53510.050.065	M10X120	50	53510.100.120	M16X150	25	53510.160.150
M5X70*	100	53510.050.070	M10X130	50	53510.100.130	M16X160	10	53510.160.160
M5X75*	100	53510.050.075	M10X140*	50	53510.100.140	M16X170	10	53510.160.170
M5X80*	100	53510.050.080	M10X150*	50	53510.100.150	M16X180*	10	53510.160.180
M5X90*	100	53510.050.090	M10X160	25	53510.100.160	M16X190*	10	53510.160.190
M5X100*	100	53510.050.100	M10X170*	25	53510.100.170	M16X200*	10	53510.160.200
			M10X180*	25	53510.100.180	M16X210*	10	53510.160.210
M6X25	200	53510.060.025	M10X190*	25	53510.100.190	M16X220*	10	53510.160.220
M6X30	100	53510.060.030	M10X200*	25	53510.100.200	M16X230*	10	53510.160.230
M6X35	100	53510.060.035	M10X210*	10	53510.100.210	M16X240*	10	53510.160.240
M6X40	100	53510.060.040	M10X220*	10	53510.100.220	M16X250	10	53510.160.250
M6X45	100	53510.060.045	M10X230*	10	53510.100.230	M16X260*	10	53510.160.260
M6X50	100	53510.060.050	M10X240*	10	53510.100.240			
M6X55*	100	53510.060.055	M10X250*	10	53510.100.250	M20X55*	25	53510.200.055
M6X60	100	53510.060.060				M20X60	25	53510.200.060
M6X65	100	53510.060.065	M12X40	50	53510.120.040	M20X65	25	53510.200.065
M6X70	100	53510.060.070	M12X45	25	53510.120.045	M20X70	10	53510.200.070
M6X75	100	53510.060.075	M12X50	25	53510.120.050	M20X75	25	53510.200.075
M6X80	100	53510.060.080	M12X55	25	53510.120.055	M20X80	10	53510.200.080
M6X85*	100	53510.060.085	M12X60	25	53510.120.060	M20X85*	25	53510.200.085
M6X90*	100	53510.060.090	M12X65	25	53510.120.065	M20X90	10	53510.200.090
M6X95*	100	53510.060.095	M12X70	25	53510.120.070	M20X95*	25	53510.200.095
M6X100	100	53510.060.100	M12X75	25	53510.120.075	M20X100	10	53510.200.100
M6X110*	100	53510.060.110	M12X80	25	53510.120.080	M20X110	25	53510.200.110
M6X120*	100	53510.060.120	M12X85*	25	53510.120.085	M20X120	10	53510.200.120
M6X130*	100	53510.060.130	M12X90	25	53510.120.090	M20X130	25	53510.200.130
M6X140*	100	53510.060.140	M12X95*	25	53510.120.095	M20X140*	25	53510.200.140
M6X150*	100	53510.060.150	M12X100	25	53510.120.100	M20X150	10	53510.200.150
M6X160*	100	53510.060.160	M12X110	25	53510.120.110	M20X160*	10	53510.200.160
M6X170*	100	53510.060.170	M12X120	25	53510.120.120	M20X170*	10	53510.200.170
M6X180*	100	53510.060.180	M12X130	25	53510.120.130	M20X180*	10	53510.200.180
M6X190*	100	53510.060.190	M12X140	25	53510.120.140	M20X190*	10	53510.200.190
M6X200*	100	53510.060.200	M12X150*	25	53510.120.150	M20X200*	10	53510.200.200
			M12X160*	10	53510.120.160	M20X210*	10	53510.200.210
M8X30	100	53510.080.030	M12X170*	10	53510.120.170	M20X220*	10	53510.200.220
M8X35	100	53510.080.035	M12X180	10	53510.120.180	M20X230*	10	53510.200.230
M8X40	50	53510.080.040	M12X190*	10	53510.120.190	M20X240*	10	53510.200.240
M8X45	50	53510.080.045	M12X200	10	53510.120.200	M20X250*	10	53510.200.250
M8X50	50	53510.080.050	M12X210*	10	53510.120.210			
M8X55	100	53510.080.055	M12X220*	10	53510.120.220	M24X70*	10	53510.240.070
M8X60	50	53510.080.060	M12X230*	10	53510.120.230	M24X75*	10	53510.240.075
M8X65	100	53510.080.065	M12X240*	10	53510.120.240	M24X80	10	53510.240.080
M8X70	50	53510.080.070	M12X250*	10	53510.120.250	M24X85*	10	53510.240.085
M8X75	50	53510.080.075				M24X90*	10	53510.240.090
M8X80	50	53510.080.080	M14X50*	50	53510.140.050	M24X95*	10	53510.240.095
M8X85*	50	53510.080.085	M14X55*	50	53510.140.055	M24X100	10	53510.240.100
M8X90*	50	53510.080.090	M14X60*	50	53510.140.060	M24X110*	10	53510.240.110
M8X95*	50	53510.080.095	M14X65*	50	53510.140.065	M24X120	10	53510.240.120
M8X100	50	53510.080.100	M14X70*	50	53510.140.070	M24X130*	10	53510.240.130
M8X110*	50	53510.080.110	M14X75*	25	53510.140.075	M24X140	10	53510.240.140
M8X120	50	53510.080.120	M14X80	25	53510.140.080	M24X150*	10	53510.240.150
M8X130*	50	53510.080.130	M14X90*	25	53510.140.090	M24X160*	10	53510.240.160
M8X140	50	53510.080.140	M14X95*	25	53510.140.095	M24X170*	10	53510.240.170
M8X150*	50	53510.080.150	M14X100*	25	53510.140.100	M24X180*	10	53510.240.180
M8X160*	25	53510.080.160	M14X110*	25	53510.140.110	M24X190*	10	53510.240.190
M8X170*	25	53510.080.170	M14X120*	25	53510.140.120	M24X200	10	53510.240.200
M8X180*	25	53510.080.180	M14X130*	25	53510.140.130	M24X220*	5	53510.240.220
M8X190*	25	53510.080.190	M14X140*	25	53510.140.140	M24X230*	5	53510.240.230
M8X200*	25	53510.080.200	M14X160*	10	53510.140.160	M24X240*	5	53510.240.240
M8X220*	25	53510.080.220	M14X180*	10	53510.140.180	M24X250*	5	53510.240.250
						M24X260*	5	53510.240.260
M10X35	100	53510.100.035	M16X50	25	53510.160.050	M24X280*	5	53510.240.280
M10X40	50	53510.100.040	M16X55	25	53510.160.055	M24X300*	5	53510.240.300
M10X45	50	53510.100.045	M16X60	25	53510.160.060			
M10X50	50	53510.100.050	M16X65	25	53510.160.065	M27X120*	10	53510.270.120
M10X55*	50	53510.100.055	M16X70	25	53510.160.070	M27X130*	10	53510.270.130
M10X60	50	53510.100.060	M16X75	25	53510.160.075	M27X140*	10	53510.270.140
M10X65	50	53510.100.065	M16X80	25	53510.160.080			

53510 **Hexagon head bolt / Zeskantbout / Vis à tête hexagonale filetage partiel** ←

d x L	✉	Art.number	d x L	✉	Art.number	d x L	✉	Art.number
M30X90*	10	53510.300.090	M30X120*	10	53510.300.120	M30X150*	10	53510.300.150
M30X100*	10	53510.300.100	M30X130*	10	53510.300.130			
M30X110*	10	53510.300.110	M30X140*	10	53510.300.140			

- Sizes with a diameter > M24 are minimal property class 50.

46015 **Hexagon head bolt / Zeskantbout / Vis à tête hexagonale filetage partiel** **M01A**

Thread	Metric thread	DIN	931
Material	Brass CU2/CU3		



d x L	✉	Art.number	d x L	✉	Art.number	d x L	✉	Art.number
M8X40*	100	46015.080.040	M10X50*	100	46015.100.050	M12X50*	50	46015.120.050
M8X50*	100	46015.080.050	M10X60*	100	46015.100.060	M12X60*	50	46015.120.060
M8X60*	100	46015.080.060				M12X70*	50	46015.120.070

56090 **Hexagon head bolt / Zeskantbout / Vis à tête hexagonale filetage partiel** **W02A**

Thread	Metric thread	DIN	≈931
Material	Plastic Polyamide (nylon)	ISO	≈4014
Class	6.6	NF	≈E25-112
Color	White	NEN	≈1555
		ASME	≈B18.2.3.1M



d x L/b	✉	Art.number	d x L/b	✉	Art.number	d x L/b	✉	Art.number
M8X70/65	50	56090.080.070	M12X40/30	25	56090.120.040	M12X60/50	25	56090.120.060
M10X60/50	25	56090.100.060	M12X50/50	25	56090.120.050	M12X80/50	25	56090.120.080

Hexagon head bolt MF

Zeskantbout MF / Vis à tête hexagonale filetage partiel MF

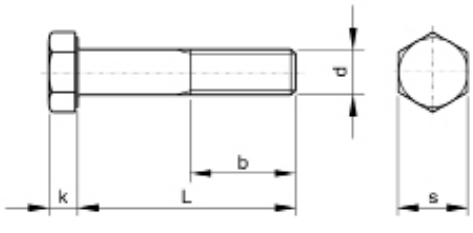

ISO	**8765**
DIN	960
NF	E25-152
NEN	1555



Technical Data

d	b (min.): L≤125mm	b (min.): 125mm<L≤200mm	b (min.): L>200mm	k	s
M8	22	28	41	5.3	13
M10	26	32	45	6.4	16
M10 (DIN)	26	32	45	6.4	17
M12	30	36	49	7.5	18
M12 (DIN)	30	36	49	7.5	19
M14	34	40	53	8.8	21
M14 (DIN)	34	40	53	8.8	22
M16	38	44	57	10	24
M18	42	48	61	11.5	27
M20	46	52	65	12.5	30
M22 (DIN)	50	56	69	14	32
M24	54	60	73	15	36
M27	60	66	79	17	41
M30	66	72	85	18.7	46
M36	-	84	97	22.5	55
M42	-	96	109	26	65

Article groups

Thread	Driving features	Material	Class	Surface treatment	Code	Page
MF	Hexagon	St.	8.8	Plain	01060	1-28
MF	Hexagon	St.	8.8	ZPL	01243	1-28
MF	Hexagon	St.	8.8	ZPL	01062	1-29
MEF	Hexagon	St.	8.8	Plain	01061	1-29

Article groups

Thread	Driving features	Material	Class	Surface treatment	Code	Page
MEF	Hexagon	St.	8.8	ZPL	01244	1-29
MEF	Hexagon	St.	8.8	ZPL	01063	1-30
MF	Hexagon	St.	10.9	Plain	04160	1-30
MF	Hexagon	St.	10.9	ZPL	04165	1-30
MF	Hexagon	St.	10.9	ZPL	04162	1-31
MEF	Hexagon	St.	10.9	Plain	04161	1-31
MEF	Hexagon	St.	10.9	ZPL	04166	1-31
MEF	Hexagon	St.	10.9	ZPL	04163	1-31

01060 Hexagon head bolt MF / Zeskantbout MF / Vis à tête hexagonale filetage partiel MF — A09A

Thread Metric fine thread
Material Steel
Class 8.8
Surface treatment Plain

DIN 960



d x P x L	✉	Art.number	d x P x L	✉	Art.number	d x P x L	✉	Art.number
M8X1,00X35	200	01060.080.035	M12X1,50X130*	50	01060.120.130			
M8X1,00X40	200	01060.080.040	M12X1,50X140	50	01060.120.140	M20X2,00X70*	25	01060.200.070
M8X1,00X50	200	01060.080.050				M20X2,00X80*	25	01060.200.080
M8X1,00X60	200	01060.080.060	M14X1,50X50	50	01060.140.050	M20X2,00X100	25	01060.200.100
M8X1,00X70	200	01060.080.070	M14X1,50X55	50	01060.140.055	M20X2,00X120*	25	01060.200.120
M8X1,00X90	100	01060.080.090	M14X1,50X60	50	01060.140.060			
			M14X1,50X65	50	01060.140.065	M24X2,00X80	25	01060.240.080
M10X1,25X40	100	01060.100.040	M14X1,50X70	50	01060.140.070	M24X2,00X90*	25	01060.240.090
M10X1,25X45	100	01060.100.045	M14X1,50X75	50	01060.140.075	M24X2,00X100	5	01060.240.100
M10X1,25X50	100	01060.100.050	M14X1,50X80	50	01060.140.080	M24X2,00X120*	10	01060.240.120
M10X1,25X55	100	01060.100.055	M14X1,50X90	50	01060.140.090	M24X2,00X130*	10	01060.240.130
M10X1,25X60	100	01060.100.060	M14X1,50X100	50	01060.140.100	M24X2,00X140*	10	01060.240.140
M10X1,25X70	100	01060.100.070	M14X1,50X110	50	01060.140.110	M24X2,00X150	10	01060.240.150
M10X1,25X80	100	01060.100.080	M14X1,50X120*	50	01060.140.120			
M10X1,25X90	100	01060.100.090	M14X1,50X130*	50	01060.140.130	M30X2,00X100*	10	01060.300.100
M10X1,25X100	100	01060.100.100	M14X1,50X140*	25	01060.140.140	M30X2,00X120*	10	01060.300.120
M10X1,25X110	50	01060.100.110				M30X2,00X130*	10	01060.300.130
M10X1,25X120	100	01060.100.120	M16X1,50X55	50	01060.160.055	M30X2,00X140*	10	01060.300.140
M10X1,25X130*	50	01060.100.130	M16X1,50X60	50	01060.160.060	M30X2,00X150*	10	01060.300.150
			M16X1,50X65	25	01060.160.065	M30X2,00X160*	10	01060.300.160
M12X1,50X45	100	01060.120.045	M16X1,50X70	25	01060.160.070			
M12X1,50X50	100	01060.120.050	M16X1,50X75	25	01060.160.075	M36X3,00X120*	5	01060.360.120
M12X1,50X55	100	01060.120.055	M16X1,50X80	25	01060.160.080	M36X3,00X130*	5	01060.360.130
M12X1,50X60	100	01060.120.060	M16X1,50X85*	25	01060.160.085	M36X3,00X140*	5	01060.360.140
M12X1,50X65	50	01060.120.065	M16X1,50X90	25	01060.160.090	M36X3,00X150*	5	01060.360.150
M12X1,50X70	50	01060.120.070	M16X1,50X100	25	01060.160.100	M36X3,00X160*	5	01060.360.160
M12X1,50X75	50	01060.120.075	M16X1,50X110	25	01060.160.110			
M12X1,50X80	50	01060.120.080	M16X1,50X120	25	01060.160.120	M42X3,00X140*	5	01060.420.140
M12X1,50X90	50	01060.120.090	M16X1,50X130	25	01060.160.130	M42X3,00X160*	5	01060.420.160
M12X1,50X100	50	01060.120.100	M16X1,50X140	25	01060.160.140	M42X3,00X180*	5	01060.420.180
M12X1,50X110	50	01060.120.110	M16X1,50X150	25	01060.160.150	M42X3,00X200*	5	01060.420.200
M12X1,50X120	100	01060.120.120	M16X1,50X160*	25	01060.160.160			

01243 Hexagon head bolt MF / Zeskantbout MF / Vis à tête hexagonale filetage partiel MF — A09A

Thread Metric fine thread
Material Steel
Class 8.8
Surface treatment Zinc plated



d x P x L	✉	Art.number	d x P x L	✉	Art.number	d x P x L	✉	Art.number
M12X1,50X45*	100	01243.120.045	M14X1,50X65*	50	01243.140.065	M16X1,50X100*	25	01243.160.100
M12X1,50X50*	100	01243.120.050	M14X1,50X70*	50	01243.140.070	M16X1,50X110*	25	01243.160.110
M12X1,50X60*	100	01243.120.060	M14X1,50X75*	50	01243.140.075	M16X1,50X120*	25	01243.160.120
M12X1,50X65*	50	01243.120.065	M14X1,50X80*	50	01243.140.080	M16X1,50X130*	25	01243.160.130
M12X1,50X70*	50	01243.120.070	M14X1,50X90*	50	01243.140.090	M16X1,50X140*	25	01243.160.140
M12X1,50X80*	50	01243.120.080	M14X1,50X100*	50	01243.140.100	M16X1,50X150*	25	01243.160.150
M12X1,50X90*	50	01243.120.090				M16X1,50X160*	25	01243.160.160
M12X1,50X100*	50	01243.120.100	M16X1,50X55*	50	01243.160.055			
M12X1,50X110*	50	01243.120.110	M16X1,50X60*	50	01243.160.060	M24X2,00X80*	25	01243.240.080
M12X1,50X120*	50	01243.120.120	M16X1,50X65*	25	01243.160.065	M24X2,00X100*	10	01243.240.100
M12X1,50X130*	50	01243.120.130	M16X1,50X70*	25	01243.160.070	M24X2,00X120*	10	01243.240.120
M12X1,50X140*	50	01243.120.140	M16X1,50X75*	25	01243.160.075	M24X2,00X130*	10	01243.240.130
			M16X1,50X80*	25	01243.160.080	M24X2,00X140*	10	01243.240.140
M14X1,50X50*	50	01243.140.050	M16X1,50X85*	25	01243.160.085	M24X2,00X150*	10	01243.240.150
M14X1,50X60*	50	01243.140.060	M16X1,50X90*	100	01243.160.090	M24X2,00X160*	10	01243.240.160

01062 Hexagon head bolt MF / Zeskantbout MF / Vis à tête hexagonale filetage partiel MF — A09A

Thread Metric fine thread DIN 960
Material Steel
Class 8.8
Surface treatment Zinc plated



d x P x L	✉	Art.number	d x P x L	✉	Art.number	d x P x L	✉	Art.number
M12X1,50X45*	100	01062.120.045	M14X1,50X70*	50	01062.140.070	M16X1,50X110*	25	01062.160.110
M12X1,50X50*	100	01062.120.050	M14X1,50X75*	50	01062.140.075	M16X1,50X120*	25	01062.160.120
M12X1,50X60*	100	01062.120.060	M14X1,50X80*	50	01062.140.080	M16X1,50X130*	25	01062.160.130
M12X1,50X65*	50	01062.120.065	M14X1,50X90*	50	01062.140.090	M16X1,50X140*	25	01062.160.140
M12X1,50X70*	50	01062.120.070	M14X1,50X100*	50	01062.140.100	M16X1,50X150*	25	01062.160.150
M12X1,50X80*	50	01062.120.080				M16X1,50X160*	25	01062.160.160
M12X1,50X90*	50	01062.120.090	M16X1,50X55*	50	01062.160.055			
M12X1,50X100*	50	01062.120.100	M16X1,50X60*	50	01062.160.060	M24X2,00X80*	25	01062.240.080
M12X1,50X110*	50	01062.120.110	M16X1,50X65*	25	01062.160.065	M24X2,00X100	10	01062.240.100
M12X1,50X120*	50	01062.120.120	M16X1,50X70*	25	01062.160.070	M24X2,00X120*	10	01062.240.120
M12X1,50X130	50	01062.120.130	M16X1,50X75*	25	01062.160.075	M24X2,00X130*	10	01062.240.130
M12X1,50X140*	50	01062.120.140	M16X1,50X80*	25	01062.160.080	M24X2,00X140*	10	01062.240.140
			M16X1,50X85*	25	01062.160.085	M24X2,00X150*	10	01062.240.150
M14X1,50X50*	50	01062.140.050	M16X1,50X90*	25	01062.160.090	M24X2,00X160*	10	01062.240.160
M14X1,50X60*	50	01062.140.060	M16X1,50X100*	25	01062.160.100	M24X2,00X170*	10	01062.240.170
M14X1,50X65*	50	01062.140.065						

01061 Hexagon head bolt MEF / Zeskantbout MEF / Vis à tête hexagonale filetage partiel MEF — A09A

Thread Metric extra fine thread DIN 960
Material Steel
Class 8.8
Surface treatment Plain



d x P x L	✉	Art.number	d x P x L	✉	Art.number	d x P x L	✉	Art.number
M10X1,00X40	100	01061.100.040	M12X1,25X140	100	01061.120.140	M20X1,50X90	25	01061.200.090
M10X1,00X45	100	01061.100.045				M20X1,50X100	25	01061.200.100
M10X1,00X50	100	01061.100.050	M18X1,50X60*	25	01061.180.060	M20X1,50X110	25	01061.200.110
M10X1,00X60	100	01061.100.060	M18X1,50X65*	25	01061.180.065	M20X1,50X120	25	01061.200.120
M10X1,00X65*	100	01061.100.065	M18X1,50X70	25	01061.180.070	M20X1,50X130	25	01061.200.130
M10X1,00X70	100	01061.100.070	M18X1,50X80	25	01061.180.080	M20X1,50X140	25	01061.200.140
M10X1,00X80	100	01061.100.080	M18X1,50X90	25	01061.180.090	M20X1,50X150	25	01061.200.150
			M18X1,50X100	25	01061.180.100	M20X1,50X160*	10	01061.200.160
M12X1,25X45	100	01061.120.045	M18X1,50X120	25	01061.180.120	M20X1,50X180*	10	01061.200.180
M12X1,25X50	100	01061.120.050	M18X1,50X130	25	01061.180.130	M20X1,50X200*	10	01061.200.200
M12X1,25X55	100	01061.120.055	M18X1,50X150	25	01061.180.150			
M12X1,25X60	100	01061.120.060	M18X1,50X160	10	01061.180.160	M24X1,50X80*	25	01061.240.080
M12X1,25X70	50	01061.120.070	M18X1,50X180	10	01061.180.180	M24X1,50X90*	25	01061.240.090
M12X1,25X80	50	01061.120.080	M18X1,50X200	10	01061.180.200	M24X1,50X100*	10	01061.240.100
M12X1,25X90	50	01061.120.090				M24X1,50X120*	10	01061.240.120
M12X1,25X100	50	01061.120.100	M20X1,50X65*	25	01061.200.065	M24X1,50X130*	10	01061.240.130
M12X1,25X110	50	01061.120.110	M20X1,50X70	25	01061.200.070	M24X1,50X140*	10	01061.240.140
M12X1,25X120	50	01061.120.120	M20X1,50X75	25	01061.200.075	M24X1,50X150*	10	01061.240.150
M12X1,25X130*	50	01061.120.130	M20X1,50X80	25	01061.200.080			

01244 Hexagon head bolt MEF / Zeskantbout MEF / Vis à tête hexagonale filetage partiel MEF — A09A

Thread Metric extra fine thread
Material Steel
Class 8.8
Surface treatment Zinc plated



d x P x L	✉	Art.number	d x P x L	✉	Art.number	d x P x L	✉	Art.number
M12X1,25X50*	100	01244.120.050	M12X1,25X130*	50	01244.120.130	M20X1,50X110*	25	01244.200.110
M12X1,25X60*	100	01244.120.060				M20X1,50X120*	25	01244.200.120
M12X1,25X70*	50	01244.120.070	M20X1,50X65*	25	01244.200.065	M20X1,50X140*	25	01244.200.140
M12X1,25X80*	50	01244.120.080	M20X1,50X70	25	01244.200.070	M20X1,50X150*	25	01244.200.150
M12X1,25X90*	50	01244.120.090	M20X1,50X75*	25	01244.200.075	M20X1,50X160*	10	01244.200.160
M12X1,25X100*	50	01244.120.100	M20X1,50X80*	25	01244.200.080	M20X1,50X180*	10	01244.200.180
M12X1,25X110*	50	01244.120.110	M20X1,50X90*	25	01244.200.090	M20X1,50X200*	10	01244.200.200
M12X1,25X120*	50	01244.120.120	M20X1,50X100*	25	01244.200.100			

01063 Hexagon head bolt MEF / Zeskantbout MEF / Vis à tête hexagonale filetage partiel MEF — A09A

Thread Metric extra fine thread DIN 960
Material Steel
Class 8.8
Surface treatment Zinc plated



d x P x L	✉	Art.number	d x P x L	✉	Art.number	d x P x L	✉	Art.number
M12X1,25X50*	100	01063.120.050				M20X1,50X110*	25	01063.200.110
M12X1,25X70*	50	01063.120.070	M20X1,50X65*	25	01063.200.065	M20X1,50X120*	25	01063.200.120
M12X1,25X80*	50	01063.120.080	M20X1,50X70*	25	01063.200.070	M20X1,50X140*	25	01063.200.140
M12X1,25X90*	50	01063.120.090	M20X1,50X75*	25	01063.200.075	M20X1,50X150*	25	01063.200.150
M12X1,25X100*	50	01063.120.100	M20X1,50X80*	25	01063.200.080	M20X1,50X160*	10	01063.200.160
M12X1,25X110*	50	01063.120.110	M20X1,50X90*	25	01063.200.090	M20X1,50X180*	10	01063.200.180
M12X1,25X120*	50	01063.120.120	M20X1,50X100*	25	01063.200.100	M20X1,50X200	10	01063.200.200
M12X1,25X130*	50	01063.120.130						

04160 Hexagon head bolt MF / Zeskantbout MF / Vis à tête hexagonale filetage partiel MF — C02A

Thread Metric fine thread DIN 960
Material Steel
Class 10.9
Surface treatment Plain



d x P x L	✉	Art.number	d x P x L	✉	Art.number	d x P x L	✉	Art.number
M8X1,00X35	200	04160.080.035	M14X1,50X60	50	04160.140.060			
M8X1,00X40	200	04160.080.040	M14X1,50X65	50	04160.140.065	M24X2,00X80	15	04160.240.080
M8X1,00X50	200	04160.080.050	M14X1,50X70	50	04160.140.070	M24X2,00X90	15	04160.240.090
M8X1,00X60	200	04160.080.060	M14X1,50X75*	50	04160.140.075	M24X2,00X100	10	04160.240.100
M8X1,00X70	100	04160.080.070	M14X1,50X80	25	04160.140.080	M24X2,00X110	10	04160.240.110
M8X1,00X80	100	04160.080.080	M14X1,50X90	25	04160.140.090	M24X2,00X120	10	04160.240.120
M8X1,00X90	100	04160.080.090	M14X1,50X100	25	04160.140.100	M24X2,00X130	10	04160.240.130
			M14X1,50X110	25	04160.140.110	M24X2,00X140	10	04160.240.140
M10X1,25X45	100	04160.100.045	M14X1,50X120	25	04160.140.120	M24X2,00X150	10	04160.240.150
M10X1,25X50	100	04160.100.050	M14X1,50X130*	25	04160.140.130	M24X2,00X160	10	04160.240.160
M10X1,25X60	100	04160.100.060	M14X1,50X140*	25	04160.140.140	M24X2,00X180	10	04160.240.180
M10X1,25X70	100	04160.100.070	M14X1,50X160	25	04160.140.160	M24X2,00X200	10	04160.240.200
M10X1,25X80	100	04160.100.080						
M10X1,25X90	100	04160.100.090	M16X1,50X50	25	04160.160.050	M30X2,00X100*	10	04160.300.100
M10X1,25X100	100	04160.100.100	M16X1,50X55	25	04160.160.055	M30X2,00X120*	10	04160.300.120
M10X1,25X110	100	04160.100.110	M16X1,50X60	25	04160.160.060	M30X2,00X130*	10	04160.300.130
			M16X1,50X65	25	04160.160.065	M30X2,00X140	5	04160.300.140
M12X1,50X45*	100	04160.120.045	M16X1,50X70	25	04160.160.070	M30X2,00X150*	10	04160.300.150
M12X1,50X50	50	04160.120.050	M16X1,50X75	25	04160.160.075	M30X2,00X160*	10	04160.300.160
M12X1,50X55*	100	04160.120.055	M16X1,50X80	25	04160.160.080			
M12X1,50X60	50	04160.120.060	M16X1,50X90	25	04160.160.090	M36X3,00X120*	5	04160.360.120
M12X1,50X65*	50	04160.120.065	M16X1,50X100	25	04160.160.100	M36X3,00X130*	5	04160.360.130
M12X1,50X70	50	04160.120.070	M16X1,50X110	25	04160.160.110	M36X3,00X140	5	04160.360.140
M12X1,50X75*	50	04160.120.075	M16X1,50X115*	25	04160.160.115	M36X3,00X150*	5	04160.360.150
M12X1,50X80	50	04160.120.080	M16X1,50X120	25	04160.160.120	M36X3,00X160*	5	04160.360.160
M12X1,50X90	50	04160.120.090	M16X1,50X130	20	04160.160.130			
M12X1,50X100	50	04160.120.100	M16X1,50X140	20	04160.160.140	M42X3,00X140*	5	04160.420.140
M12X1,50X120	25	04160.120.120	M16X1,50X150	20	04160.160.150	M42X3,00X160*	5	04160.420.160
			M16X1,50X160	20	04160.160.160	M42X3,00X180*	5	04160.420.180
M14X1,50X50	50	04160.140.050				M42X3,00X200*	5	04160.420.200
M14X1,50X55*	50	04160.140.055	M22X2,00X70*	25	04160.220.070			

- Warning: electroplating of these products may cause hydrogen embrittlement.

04165 Hexagon head bolt MF / Zeskantbout MF / Vis à tête hexagonale filetage partiel MF — C02A

Thread Metric fine thread
Material Steel
Class 10.9
Surface treatment Zinc plated



d x P x L	✉	Art.number	d x P x L	✉	Art.number	d x P x L	✉	Art.number
M12X1,50X45*	100	04165.120.045	M14X1,50X65*	50	04165.140.065	M16X1,50X70*	100	04165.160.070
M12X1,50X50*	100	04165.120.050	M14X1,50X70*	50	04165.140.070	M16X1,50X75*	25	04165.160.075
M12X1,50X60*	100	04165.120.060	M14X1,50X75*	50	04165.140.075	M16X1,50X80*	25	04165.160.080
M12X1,50X65*	50	04165.120.065	M14X1,50X80*	50	04165.140.080	M16X1,50X90*	25	04165.160.090
M12X1,50X70*	50	04165.120.070	M14X1,50X90*	50	04165.140.090	M16X1,50X100*	25	04165.160.100
			M14X1,50X100*	50	04165.140.100	M16X1,50X110*	25	04165.160.110
M14X1,50X50*	50	04165.140.050	M14X1,50X110*	25	04165.140.110	M16X1,50X120*	25	04165.160.120
M14X1,50X55*	50	04165.140.055				M16X1,50X130*	25	04165.160.130
M14X1,50X60*	50	04165.140.060	M16X1,50X60*	50	04165.160.060			

- Warning: electroplating of these products may cause hydrogen embrittlement.

04162 Hexagon head bolt MF / Zeskantbout MF / Vis à tête hexagonale filetage partiel MF — C02A

Thread Metric fine thread DIN 960
Material Steel
Class 10.9
Surface treatment Zinc plated



d x P x L	✉	Art.number	d x P x L	✉	Art.number	d x P x L	✉	Art.number
M12X1,50X45*	100	04162.120.045	M14X1,50X65*	50	04162.140.065	M16X1,50X70*	25	04162.160.070
M12X1,50X50*	100	04162.120.050	M14X1,50X70*	50	04162.140.070	M16X1,50X75*	25	04162.160.075
M12X1,50X60*	100	04162.120.060	M14X1,50X75*	25	04162.140.075	M16X1,50X80*	25	04162.160.080
M12X1,50X65*	50	04162.120.065	M14X1,50X80*	50	04162.140.080	M16X1,50X90*	25	04162.160.090
M12X1,50X70*	50	04162.120.070	M14X1,50X90*	50	04162.140.090	M16X1,50X100*	25	04162.160.100
			M14X1,50X100*	50	04162.140.100	M16X1,50X110*	25	04162.160.110
M14X1,50X50*	50	04162.140.050	M14X1,50X110*	25	04162.140.110	M16X1,50X120*	25	04162.160.120
M14X1,50X55*	50	04162.140.055				M16X1,50X130*	25	04162.160.130
M14X1,50X60*	50	04162.140.060	M16X1,50X60*	50	04162.160.060			

- Warning: electroplating of these products may cause hydrogen embrittlement.

04161 Hexagon head bolt MEF / Zeskantbout MEF / Vis à tête hexagonale filetage partiel MEF — C02A

Thread Metric extra fine thread DIN 960
Material Steel
Class 10.9
Surface treatment Plain



d x P x L	✉	Art.number	d x P x L	✉	Art.number	d x P x L	✉	Art.number
M10X1,00X45*	100	04161.100.045	M18X1,50X130	15	04161.180.130	M20X1,50X180	10	04161.200.180
M10X1,00X50	100	04161.100.050	M18X1,50X140	10	04161.180.140	M20X1,50X200	10	04161.200.200
M10X1,00X55*	100	04161.100.055	M18X1,50X150	10	04161.180.150			
M10X1,00X60	100	04161.100.060	M18X1,50X160	10	04161.180.160	M22X1,50X70	25	04161.220.070
M10X1,00X70	100	04161.100.070				M22X1,50X80*	25	04161.220.080
M10X1,00X80	100	04161.100.080	M20X1,50X65*	25	04161.200.065	M22X1,50X90*	10	04161.220.090
M10X1,00X100	50	04161.100.100	M20X1,50X70	25	04161.200.070	M22X1,50X100*	10	04161.220.100
			M20X1,50X75*	25	04161.200.075	M22X1,50X110*	10	04161.220.110
M12X1,25X70*	50	04161.120.070	M20X1,50X80	25	04161.200.080	M22X1,50X120*	10	04161.220.120
			M20X1,50X85*	25	04161.200.085	M22X1,50X130*	10	04161.220.130
M18X1,50X60	25	04161.180.060	M20X1,50X90	25	04161.200.090	M22X1,50X140	10	04161.220.140
M18X1,50X65*	25	04161.180.065	M20X1,50X100	25	04161.200.100			
M18X1,50X70	25	04161.180.070	M20X1,50X110	10	04161.200.110	M24X1,50X80	25	04161.240.080
M18X1,50X75	25	04161.180.075	M20X1,50X120	10	04161.200.120	M24X1,50X90*	10	04161.240.090
M18X1,50X80	25	04161.180.080	M20X1,50X130	10	04161.200.130	M24X1,50X100*	10	04161.240.100
M18X1,50X90	25	04161.180.090	M20X1,50X140	10	04161.200.140	M24X1,50X110*	10	04161.240.110
M18X1,50X100	25	04161.180.100	M20X1,50X150	10	04161.200.150	M24X1,50X120*	10	04161.240.120
M18X1,50X110	15	04161.180.110	M20X1,50X160	10	04161.200.160	M24X1,50X130*	10	04161.240.130
M18X1,50X120	15	04161.180.120	M20X1,50X170*	10	04161.200.170			

- Warning: electroplating of these products may cause hydrogen embrittlement.

04166 Hexagon head bolt MEF / Zeskantbout MEF / Vis à tête hexagonale filetage partiel MEF — C02A

Thread Metric extra fine thread
Material Steel
Class 10.9
Surface treatment Zinc plated



d x P x L	✉	Art.number	d x P x L	✉	Art.number	d x P x L	✉	Art.number
M10X1,00X45*	100	04166.100.045	M20X1,50X80*	25	04166.200.080	M20X1,50X100*	25	04166.200.100
			M20X1,50X90*	25	04166.200.090	M20X1,50X120*	10	04166.200.120

- Warning: electroplating of these products may cause hydrogen embrittlement.

04163 Hexagon head bolt MF / Zeskantbout MF / Vis à tête hexagonale filetage partiel MF — C02A

Thread Metric extra fine thread DIN 960
Material Steel
Class 10.9
Surface treatment Zinc plated



d x P x L	✉	Art.number	d x P x L	✉	Art.number	d x P x L	✉	Art.number
M10X1,00X45*	100	04163.100.045	M20X1,50X80*	25	04163.200.080	M20X1,50X100*	25	04163.200.100
			M20X1,50X90*	25	04163.200.090	M20X1,50X120*	10	04163.200.120

- Warning: electroplating of these products may cause hydrogen embrittlement.

Hexagon head screw

Zeskanttapbout / Vis à tête hexagonale filetage total

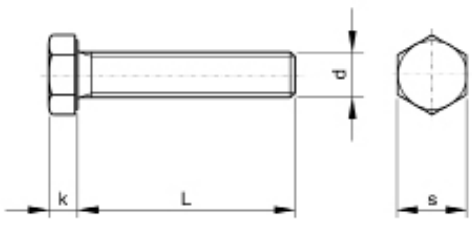

ISO	**4017**
DIN	933
NF	E25-114
NEN	1568
ASME	B18.2.3.1M



Technical Data

d	k	P	s
M2	1.4	0.40	4
M2.5	1.7	0.45	5
M3	2	0.50	5.5
M4	2.8	0.70	7
M5	3.5	0.80	8
M6	4	1.00	10
M7	4.8	1.00	11
M8	5.3	1.25	13
M10	6.4	1.50	16
M10 (DIN)	6.4	1.50	17
M12	7.5	1.75	18
M12 (DIN)	7.5	1.75	19
M14	8.8	2.00	21
M14 (DIN)	8.8	2.00	22
M16	10	2.00	24
M18	11.5	2.50	27
M20	12.5	2.50	30
M22	14	2.50	34
M22 (DIN)	14	2.50	32
M24	15	3.00	36
M27	17	3.00	41
M30	18.7	3.50	46
M33	21	3.50	50
M36	22.5	4.00	55
M39	25	4.00	60
M42	26	4.50	65
M45	28	4.50	70
M48	30	5.00	75
M52	33	5.00	80
M64	40	6.00	95

Article groups

Thread	Driving features	Material	Class	Surface treatment		Color	Code	Page
M	Hexagon	St. (AD-W7)	5.6	Plain	for pressure vessels		08760	1-33
M	Hexagon	St. (AD-W7)	5.6	ZPL	for pressure vessels		08761	1-33
M	Hexagon	St. 25CrMo4+QT		Plain	for pressure vessels		23030	1-34
M	Hexagon	St. 25CrMo4+QT		ZPL	for pressure vessels		23035	1-35
M	Hexagon	St.	8.8	Plain			01010	1-35
M	Hexagon	St.	8.8	ZPL			01210	1-38
M	Hexagon	St.	8.8	Znthp/nc			01237	1-40
M	Hexagon	St.	8.8	Znthp/nc			01235	1-41
M	Hexagon	St.	8.8	flZn/nc			01236	1-41
M	Hexagon	St.	8.8	HDG	ISO metric		01410	1-42
M	Hexagon	St.	8.8	HDG	oversized		01430	1-43
M	Hexagon	St.	10.9	Plain			04110	1-43
M	Hexagon	St.	10.9	ZPL			04115	1-45
M	Hexagon	St.	10.9	ZPL			04112	1-46
M	Hexagon	St.	10.9	flZn/nc			04116	1-47
M	Hexagon	St.	12.9	Plain			04118	1-47
M	Hexagon	St.st. A2	70				51011	1-48
M	Hexagon	St.st. A2 (AD-W2)	70				52012	1-48
M	Hexagon	St.st. A2	70				51010	1-48
M	Hexagon	St.st. A2 (AD-W2)	70		for pressure vessels		52011	1-50
M	Hexagon	St.st. A2	80				53011	1-51
M	Hexagon	St.st. A2	80				53012	1-51

Article groups

Thread	Driving features	Material	Class	Surface treatment	Color	Code	Page
M	Hexagon	St.st. A4	70			55011	1-51
M	Hexagon	St.st. A4 (AD-W2)	70	for pressure vessels		52512	1-52
M	Hexagon	St.st. A4	70			55010	1-52
M	Hexagon	St.st. A4 (AD-W2)	70	for pressure vessels		52511	1-54
M	Hexagon	St.st. A4	80			53519	1-54
M	Hexagon	St.st. A4	80			53520	1-55
M	Hexagon	St.st. A5 (1.4571)				53521	1-56
M	Hexagon	St.st. D6 (1.4462)				52010	1-56
M	Hexagon	St.st. A8 (1.4529)				53010	1-57
M	Hexagon	St.st. 1.4828				53522	1-58
M	Hexagon	Br. CU2/CU3				46011	1-58
M	Hexagon	Br. CU2/CU3				46010	1-58
M	Hexagon	Br. CU2/CU3		Ni.pl.		46060	1-59
M	Hexagon	Kuprodur CU5	60			45810	1-59
M	Hexagon	Al	P40			45010	1-59
M	Hexagon	Al	P60	Anod.		45210	1-59
M	Hexagon	Ti	Gr.2			45910	1-60
M	Hexagon	Plastic PA	6.6		White	56100	1-60

08760 Hexagon head screw for pressure vessels / Zeskanttapbout voor drukvaten / Vis à tête hexagonale filetée jusqu'à proximité de la tête pour appareils de pression — E11A

Thread Metric thread
Material Steel (AD-W7)
Class 5.6
Surface treatment Plain



d x L	✉	Art.number	d x L	✉	Art.number	d x L	✉	Art.number
M10X25	200	08760.100.026				M20X50	25	08760.200.050
			M16X35	50	08760.160.035	M20X60	25	08760.200.060
M12X25	100	08760.120.026	M16X45	50	08760.160.045	M20X70	25	08760.200.070
M12X30	100	08760.120.031	M16X50	50	08760.160.050			
M12X35*	100	08760.120.036	M16X55	50	08760.160.055	M24X70	25	08760.240.070
M12X40*	100	08760.120.041	M16X60	50	08760.160.060	M24X80	25	08760.240.080
M12X45	100	08760.120.046						

Specific features of fasteners for pressure vessels:
- Intended for use in pressure vessels, steam appliances, equipment and flange connections at temperatures from -10 °C up to +300 °C.
- Meets the requirements of AD2000-W7, TRD106 and DIN 267-13.
- Manufacturers included in VdTÜV-Merkblatt 1253/4 are entitled to replace a certificate EN 10204 3.1 by marking the fasteners with the property class and the manufacturer's mark. This recognition is equally accepted by Lloyd's Register Energy.

08761 Hexagon head screw for pressure vessels / Zeskanttapbout voor drukvaten / Vis à tête hexagonale pour appareil de pression — E11A

Thread Metric thread
Material Steel (AD-W7)
Class 5.6
Surface treatment Zinc plated



d x L	✉	Art.number	d x L	✉	Art.number	d x L	✉	Art.number
M6X12*	500	08761.060.012	M10X35*	100	08761.100.035			
M6X16*	500	08761.060.016	M10X40*	100	08761.100.040	M16X25*	50	08761.160.025
M6X20*	500	08761.060.020	M10X45*	100	08761.100.045	M16X30*	50	08761.160.030
M6X25*	500	08761.060.025	M10X50*	100	08761.100.050	M16X35*	50	08761.160.035
M6X30*	500	08761.060.030	M10X55*	100	08761.100.055	M16X40*	50	08761.160.040
M6X35*	200	08761.060.035	M10X60*	100	08761.100.060	M16X45*	50	08761.160.045
M6X40*	200	08761.060.040	M10X70*	100	08761.100.070	M16X50*	50	08761.160.050
M6X50*	200	08761.060.050	M10X80*	100	08761.100.080	M16X55*	50	08761.160.055
						M16X60*	50	08761.160.060
M8X10*	200	08761.080.010	M12X20*	100	08761.120.020	M16X65*	25	08761.160.065
M8X12*	200	08761.080.012	M12X25*	100	08761.120.025	M16X70*	25	08761.160.070
M8X16*	200	08761.080.016	M12X30*	100	08761.120.030	M16X80*	25	08761.160.080
M8X20*	200	08761.080.020	M12X35*	100	08761.120.035	M16X90*	25	08761.160.090
M8X25*	200	08761.080.025	M12X40*	100	08761.120.040	M16X100*	25	08761.160.100
M8X30*	200	08761.080.030	M12X45*	100	08761.120.045	M16X110*	25	08761.160.110
M8X35*	200	08761.080.035	M12X50*	100	08761.120.050	M16X120*	25	08761.160.120
M8X40*	200	08761.080.040	M12X55*	100	08761.120.055			
M8X45*	200	08761.080.045	M12X60*	100	08761.120.060	M20X35*	25	08761.200.035
M8X50*	200	08761.080.050	M12X65*	50	08761.120.065	M20X40*	25	08761.200.040
M8X60*	200	08761.080.060	M12X70*	50	08761.120.070	M20X45*	25	08761.200.045
M8X80*	200	08761.080.080	M12X80*	50	08761.120.080	M20X50*	25	08761.200.050
			M12X90*	50	08761.120.090	M20X55*	25	08761.200.055
M10X16*	200	08761.100.016	M12X100*	50	08761.120.100	M20X60*	25	08761.200.060
M10X20*	200	08761.100.020	M12X110*	50	08761.120.110	M20X65*	25	08761.200.065
M10X25*	200	08761.100.025				M20X70*	25	08761.200.070
M10X30*	200	08761.100.030	M14X50*	100	08761.140.050	M20X75*	25	08761.200.075

08761 Hexagon head screw for pressure vessels / Zeskanttapbout voor drukvaten / Vis à tête hexagonale pour appareil de pression ←

d x L	✉	Art.number	d x L	✉	Art.number	d x L	✉	Art.number
M20X80*	25	08761.200.080	M24X85*	10	08761.240.085	M27X110*	10	08761.270.110
M20X90*	25	08761.200.090	M24X90*	10	08761.240.090	M27X120*	10	08761.270.120
M20X100*	25	08761.200.100	M24X100*	10	08761.240.100	M27X140*	10	08761.270.140
M20X130*	25	08761.200.130	M24X110*	10	08761.240.110			
M20X140*	25	08761.200.140	M24X120*	10	08761.240.120	M30X60*	10	08761.300.060
M20X150*	25	08761.200.150	M24X130*	10	08761.240.130	M30X65*	10	08761.300.065
M20X160*	10	08761.200.160	M24X150*	10	08761.240.150	M30X70*	10	08761.300.070
M20X180*	10	08761.200.180	M24X180*	10	08761.240.180	M30X75*	10	08761.300.075
M20X200*	10	08761.200.200	M24X220*	10	08761.240.220	M30X80*	10	08761.300.080
						M30X90*	10	08761.300.090
M24X40*	25	08761.240.040	M27X60*	10	08761.270.060	M30X100*	10	08761.300.100
M24X50*	25	08761.240.050	M27X65*	10	08761.270.065	M30X110*	10	08761.300.110
M24X55*	25	08761.240.055	M27X70*	10	08761.270.070			
M24X60*	25	08761.240.060	M27X75*	10	08761.270.075	M33X90*	10	08761.330.090
M24X65*	25	08761.240.065	M27X80*	10	08761.270.080	M33X100*	5	08761.330.100
M24X70*	25	08761.240.070	M27X90*	10	08761.270.090	M33X110*	5	08761.330.110
M24X75*	25	08761.240.075	M27X95*	10	08761.270.095	M33X120*	5	08761.330.120
M24X80*	25	08761.240.080	M27X100*	10	08761.270.100	M33X130*	5	08761.330.130

Specific features of fasteners for pressure vessels:
- Intended for use in pressure vessels, steam appliances, equipment and flange connections at temperatures from -10 °C up to +300 °C.
- Meets the requirements of AD2000-W7, TRD106 and DIN 267-13.
- Manufacturers included in VdTÜV-Merkblatt 1253/4 are entitled to replace a certificate EN 10204 3.1 by marking the fasteners with the property class and the manufacturer's mark. This recognition is equally accepted by Lloyd's Register Energy.

23030 Hexagon head screw / Zeskanttapbout / Vis à tête hexagonale filetage total C06A

Thread Metric thread
Material Steel 25CrMo4+QT (1.7218)
Surface treatment Plain

RoHS



d x L	✉	Art.number	d x L	✉	Art.number	d x L	✉	Art.number
M12X20*	100	23030.120.020	M20X70*	25	23030.200.070	M27X75*	10	23030.270.075
M12X25*	100	23030.120.025	M20X75*	25	23030.200.075	M27X80*	10	23030.270.080
M12X30*	100	23030.120.030	M20X80*	25	23030.200.080	M27X90*	10	23030.270.090
M12X35*	100	23030.120.035	M20X90*	25	23030.200.090	M27X100*	10	23030.270.100
M12X40*	100	23030.120.040	M20X100*	25	23030.200.100	M27X110*	10	23030.270.110
M12X45*	100	23030.120.045	M20X110*	25	23030.200.110	M27X120*	10	23030.270.120
M12X50*	100	23030.120.050	M20X120*	25	23030.200.120	M27X140*	10	23030.270.140
M12X55*	100	23030.120.055	M20X130*	25	23030.200.130			
M12X60*	100	23030.120.060	M20X140*	25	23030.200.140	M30X50*	10	23030.300.050
M12X70*	50	23030.120.070	M20X150*	25	23030.200.150	M30X55*	10	23030.300.055
M12X80*	50	23030.120.080	M20X160*	10	23030.200.160	M30X60*	10	23030.300.060
M12X90*	50	23030.120.090	M20X180*	10	23030.200.180	M30X65*	10	23030.300.065
M12X100*	50	23030.120.100	M20X200*	10	23030.200.200	M30X75*	10	23030.300.075
M12X110*	50	23030.120.110				M30X80*	10	23030.300.080
M12X120*	50	23030.120.120	M24X30*	25	23030.240.030	M30X90*	10	23030.300.090
			M24X35*	25	23030.240.035	M30X100*	10	23030.300.100
M16X25*	50	23030.160.025	M24X40*	25	23030.240.040	M30X110*	10	23030.300.110
M16X30*	50	23030.160.030	M24X45*	25	23030.240.045	M30X120*	10	23030.300.120
M16X35*	50	23030.160.035	M24X50*	25	23030.240.050	M30X130*	10	23030.300.130
M16X40*	50	23030.160.040	M24X55*	25	23030.240.055	M30X140*	10	23030.300.140
M16X45*	50	23030.160.045	M24X60*	25	23030.240.060	M30X150*	10	23030.300.150
M16X50*	50	23030.160.050	M24X65*	25	23030.240.065	M30X180*	10	23030.300.180
M16X55*	50	23030.160.055	M24X70*	25	23030.240.070	M30X200*	10	23030.300.200
M16X60*	50	23030.160.060	M24X75*	25	23030.240.075			
M16X65*	25	23030.160.065	M24X80*	25	23030.240.080	M33X90*	10	23030.330.090
M16X70*	25	23030.160.070	M24X85*	10	23030.240.085	M33X100*	5	23030.330.100
M16X80*	25	23030.160.080	M24X90*	10	23030.240.090	M33X110*	5	23030.330.110
M16X90*	25	23030.160.090	M24X100*	10	23030.240.100	M33X120*	5	23030.330.120
M16X100*	25	23030.160.100	M24X110*	10	23030.240.110	M33X130*	5	23030.330.130
M16X110*	25	23030.160.110	M24X120*	10	23030.240.120			
M16X120*	25	23030.160.120	M24X130*	10	23030.240.130	M36X55*	10	23030.360.055
			M24X140*	10	23030.240.140	M36X60*	10	23030.360.060
M20X30*	25	23030.200.030	M24X150*	10	23030.240.150	M36X70*	10	23030.360.070
M20X35*	25	23030.200.035	M24X160*	10	23030.240.160	M36X80*	10	23030.360.080
M20X40*	25	23030.200.040	M24X180*	10	23030.240.180	M36X90*	10	23030.360.090
M20X45*	25	23030.200.045	M24X200*	10	23030.240.200	M36X100*	5	23030.360.100
M20X50*	25	23030.200.050				M36X110*	5	23030.360.110
M20X55*	25	23030.200.055	M27X60*	10	23030.270.060	M36X120*	5	23030.360.120
M20X60*	25	23030.200.060	M27X65*	10	23030.270.065	M36X130*	5	23030.360.130
M20X65*	25	23030.200.065	M27X70*	10	23030.270.070			

- Approved for use in accordance with the PED (Pressure Equipment Directive).
- Certificate EN 10204 3.1 available on request against a charge.

23035 Hexagon head screw / Zeskanttapbout / Vis à tête hexagonale filetage total C06A

Thread Metric thread
Material Steel 25CrMo4+QT (1.7218)
Surface treatment Zinc plated



d x L	✉	Art.number	d x L	✉	Art.number	d x L	✉	Art.number
M12X20*	100	23035.120.020	M20X45*	25	23035.200.045	M24X150*	10	23035.240.150
M12X25*	100	23035.120.025	M20X50*	25	23035.200.050	M24X160*	10	23035.240.160
M12X30*	100	23035.120.030	M20X55*	25	23035.200.055	M24X180*	10	23035.240.180
M12X35*	100	23035.120.035	M20X60*	25	23035.200.060	M24X220*	10	23035.240.220
M12X40*	100	23035.120.040	M20X65*	25	23035.200.065			
M12X45*	100	23035.120.045	M20X70*	25	23035.200.070	M27X60*	10	23035.270.060
M12X50*	100	23035.120.050	M20X75*	25	23035.200.075	M27X65*	10	23035.270.065
M12X55*	100	23035.120.055	M20X80*	25	23035.200.080	M27X70*	10	23035.270.070
M12X60*	100	23035.120.060	M20X90*	25	23035.200.090	M27X75*	10	23035.270.075
M12X65*	50	23035.120.065	M20X100*	25	23035.200.100	M27X80*	10	23035.270.080
M12X70*	50	23035.120.070	M20X130*	25	23035.200.130	M27X90*	10	23035.270.090
M12X80*	50	23035.120.080	M20X140*	25	23035.200.140	M27X95*	10	23035.270.095
M12X90*	50	23035.120.090	M20X150*	25	23035.200.150	M27X100*	10	23035.270.100
M12X100*	50	23035.120.100	M20X160*	10	23035.200.160	M27X110*	10	23035.270.110
			M20X180*	10	23035.200.180	M27X120*	10	23035.270.120
M16X25*	50	23035.160.025	M20X200*	10	23035.200.200	M27X140*	10	23035.270.140
M16X30*	50	23035.160.030						
M16X35*	50	23035.160.035	M24X35*	25	23035.240.035	M30X50*	10	23035.300.050
M16X40*	50	23035.160.040	M24X40*	25	23035.240.040	M30X60*	10	23035.300.060
M16X45*	50	23035.160.045	M24X45*	25	23035.240.045	M30X65*	10	23035.300.065
M16X50*	50	23035.160.050	M24X50*	25	23035.240.050	M30X70*	10	23035.300.070
M16X55*	50	23035.160.055	M24X55*	25	23035.240.055	M30X75*	10	23035.300.075
M16X60*	50	23035.160.060	M24X60*	25	23035.240.060	M30X80*	10	23035.300.080
M16X65*	25	23035.160.065	M24X65*	25	23035.240.065	M30X90*	10	23035.300.090
M16X70*	25	23035.160.070	M24X70*	25	23035.240.070	M30X100*	10	23035.300.100
M16X80*	25	23035.160.080	M24X75*	25	23035.240.075	M30X110*	10	23035.300.110
M16X90*	25	23035.160.090	M24X80*	25	23035.240.080	M30X120*	10	23035.300.120
M16X100*	25	23035.160.100	M24X85*	10	23035.240.085			
M16X110*	25	23035.160.110	M24X90*	10	23035.240.090	M33X90*	10	23035.330.090
M16X120*	25	23035.160.120	M24X100*	10	23035.240.100	M33X100*	5	23035.330.100
			M24X110*	10	23035.240.110	M33X110*	5	23035.330.110
M20X30*	25	23035.200.030	M24X120*	10	23035.240.120	M33X120*	5	23035.330.120
M20X35*	25	23035.200.035	M24X130*	10	23035.240.130	M33X130*	5	23035.330.130
M20X40*	25	23035.200.040						

- Approved for use in accordance with the PED (Pressure Equipment Directive).
- Certificate EN 10204 3.1 available on request against a charge.

01010 Hexagon head screw / Zeskanttapbout / Vis à tête hexagonale filetage total A01A

Thread Metric thread DIN 933
Material Steel
Class 8.8
Surface treatment Plain



d x L	✉	Art.number	d x L	✉	Art.number	d x L	✉	Art.number
M3X5*	500	01010.030.005	M4X45*	500	01010.040.045	M6X6*	500	01010.060.006
M3X6*	500	01010.030.006	M4X50	500	01010.040.050	M6X8	200	01010.060.008
M3X8	500	01010.030.008	M4X55	100	01010.040.055	M6X10	200	01010.060.010
M3X10	500	01010.030.010	M4X60	100	01010.040.060	M6X12	200	01010.060.012
M3X12	500	01010.030.012	M4X65*	100	01010.040.065	M6X14	200	01010.060.014
M3X16	500	01010.030.016	M4X70*	100	01010.040.070	M6X16	200	01010.060.016
M3X18*	500	01010.030.018				M6X18	200	01010.060.018
M3X20	500	01010.030.020	M5X8	200	01010.050.008	M6X20	200	01010.060.020
M3X22*	500	01010.030.022	M5X10	200	01010.050.010	M6X22	200	01010.060.022
M3X25	500	01010.030.025	M5X12	200	01010.050.012	M6X25	200	01010.060.025
M3X30	500	01010.030.030	M5X14*	500	01010.050.014	M6X28*	500	01010.060.028
M3X35*	500	01010.030.035	M5X16	200	01010.050.016	M6X30	200	01010.060.030
M3X40	500	01010.030.040	M5X18	200	01010.050.018	M6X35	200	01010.060.035
M3X50	500	01010.030.050	M5X20	200	01010.050.020	M6X40	200	01010.060.040
M3X60*	500	01010.030.060	M5X22*	500	01010.050.022	M6X45	200	01010.060.045
			M5X25	200	01010.050.025	M6X50	200	01010.060.050
M4X6	500	01010.040.006	M5X30	200	01010.050.030	M6X55	200	01010.060.055
M4X8	500	01010.040.008	M5X35	200	01010.050.035	M6X60	200	01010.060.060
M4X10	500	01010.040.010	M5X40	200	01010.050.040	M6X65	200	01010.060.065
M4X12	500	01010.040.012	M5X45	200	01010.050.045	M6X70	200	01010.060.070
M4X14*	500	01010.040.014	M5X50	200	01010.050.050	M6X75*	200	01010.060.075
M4X16	500	01010.040.016	M5X55*	200	01010.050.055	M6X80	200	01010.060.080
M4X18	500	01010.040.018	M5X60	200	01010.050.060	M6X85*	200	01010.060.085
M4X20	500	01010.040.020	M5X65*	200	01010.050.065	M6X90	200	01010.060.090
M4X22*	500	01010.040.022	M5X80	200	01010.050.080	M6X100	100	01010.060.100
M4X25	500	01010.040.025	M5X90*	200	01010.050.090	M6X110*	100	01010.060.110
M4X30	500	01010.040.030	M5X100*	200	01010.050.100	M6X120	100	01010.060.120
M4X35	500	01010.040.035				M6X130*	100	01010.060.130
M4X40	500	01010.040.040						

01010 Hexagon head screw / Zeskanttapbout / Vis à tête hexagonale filetage total ←

d x L	✉	Art.number	d x L	✉	Art.number	d x L	✉	Art.number
M6X140*	100	01010.060.140	M10X300*	50	01010.100.300	M16X95*	25	01010.160.095
M6X150*	100	01010.060.150				M16X100	25	01010.160.100
			M12X10*	100	01010.120.010	M16X110	25	01010.160.110
M7X12	200	01010.070.012	M12X12	100	01010.120.012	M16X120	25	01010.160.120
M7X16	200	01010.070.016	M12X16	100	01010.120.016	M16X130	25	01010.160.130
M7X20	200	01010.070.020	M12X18*	100	01010.120.018	M16X140	25	01010.160.140
M7X25	200	01010.070.025	M12X20	100	01010.120.020	M16X150	25	01010.160.150
M7X30	200	01010.070.030	M12X22*	100	01010.120.022	M16X160	25	01010.160.160
M7X35	200	01010.070.035	M12X25	100	01010.120.025	M16X170*	25	01010.160.170
M7X40	200	01010.070.040	M12X28	100	01010.120.028	M16X180	25	01010.160.180
M7X45	200	01010.070.045	M12X30	100	01010.120.030	M16X190*	25	01010.160.190
M7X50	200	01010.070.050	M12X35	100	01010.120.035	M16X200	25	01010.160.200
			M12X40	100	01010.120.040	M16X210*	25	01010.160.210
M8X8*	200	01010.080.008	M12X45	100	01010.120.045	M16X220*	25	01010.160.220
M8X10	200	01010.080.010	M12X50	100	01010.120.050	M16X230*	25	01010.160.230
M8X12	200	01010.080.012	M12X55	100	01010.120.055	M16X240*	25	01010.160.240
M8X14	200	01010.080.014	M12X60	100	01010.120.060	M16X250*	25	01010.160.250
M8X16	200	01010.080.016	M12X65	50	01010.120.065	M16X260	1	01010.160.260
M8X18	200	01010.080.018	M12X70	50	01010.120.070	M16X280*	25	01010.160.280
M8X20	200	01010.080.020	M12X75	50	01010.120.075	M16X300*	25	01010.160.300
M8X22	200	01010.080.022	M12X80	50	01010.120.080	M16X320*	10	01010.160.320
M8X25	200	01010.080.025	M12X85	50	01010.120.085	M16X340*	10	01010.160.340
M8X28*	200	01010.080.028	M12X90	50	01010.120.090	M16X400*	10	01010.160.400
M8X30	200	01010.080.030	M12X100	50	01010.120.100	M16X500*	10	01010.160.500
M8X35	200	01010.080.035	M12X110	50	01010.120.110			
M8X40	200	01010.080.040	M12X120	50	01010.120.120	M18X20*	50	01010.180.020
M8X45	200	01010.080.045	M12X130	50	01010.120.130	M18X25*	50	01010.180.025
M8X50	200	01010.080.050	M12X140	50	01010.120.140	M18X30	50	01010.180.030
M8X55	200	01010.080.055	M12X150	50	01010.120.150	M18X35	50	01010.180.035
M8X60	200	01010.080.060	M12X160	50	01010.120.160	M18X40	50	01010.180.040
M8X65	200	01010.080.065	M12X170*	25	01010.120.170	M18X45	50	01010.180.045
M8X70	200	01010.080.070	M12X180	50	01010.120.180	M18X50	50	01010.180.050
M8X75	200	01010.080.075	M12X190	25	01010.120.190	M18X55	25	01010.180.055
M8X80	200	01010.080.080	M12X200	25	01010.120.200	M18X60	25	01010.180.060
M8X85*	200	01010.080.085	M12X220*	25	01010.120.220	M18X65	25	01010.180.065
M8X90	100	01010.080.090	M12X240*	25	01010.120.240	M18X70	25	01010.180.070
M8X100	100	01010.080.100	M12X300*	25	01010.120.300	M18X75	25	01010.180.075
M8X110	100	01010.080.110				M18X80	25	01010.180.080
M8X120	100	01010.080.120	M14X16*	100	01010.140.016	M18X85*	25	01010.180.085
M8X130	100	01010.080.130	M14X20	100	01010.140.020	M18X90	25	01010.180.090
M8X140*	100	01010.080.140	M14X25	100	01010.140.025	M18X100	25	01010.180.100
M8X150*	100	01010.080.150	M14X30	100	01010.140.030	M18X110	25	01010.180.110
M8X160*	100	01010.080.160	M14X35	100	01010.140.035	M18X120	25	01010.180.120
M8X170*	100	01010.080.170	M14X40	100	01010.140.040	M18X130*	25	01010.180.130
M8X180*	100	01010.080.180	M14X45	50	01010.140.045	M18X140*	25	01010.180.140
M8X200*	100	01010.080.200	M14X50	50	01010.140.050	M18X150*	25	01010.180.150
			M14X55	50	01010.140.055	M18X160	25	01010.180.160
M10X10	200	01010.100.010	M14X60	50	01010.140.060	M18X170*	25	01010.180.170
M10X12	200	01010.100.012	M14X65	50	01010.140.065	M18X180	25	01010.180.180
M10X16	200	01010.100.016	M14X70	50	01010.140.070	M18X190*	25	01010.180.190
M10X18*	200	01010.100.018	M14X75	50	01010.140.075	M18X200*	25	01010.180.200
M10X20	200	01010.100.020	M14X80	50	01010.140.080			
M10X22	200	01010.100.022	M14X90	50	01010.140.090	M20X20	25	01010.200.020
M10X25	200	01010.100.025	M14X100	50	01010.140.100	M20X25	25	01010.200.025
M10X28	200	01010.100.028	M14X110*	50	01010.140.110	M20X30	25	01010.200.030
M10X30	200	01010.100.030	M14X120	50	01010.140.120	M20X35	25	01010.200.035
M10X35	100	01010.100.035	M14X130*	50	01010.140.130	M20X40	25	01010.200.040
M10X40	100	01010.100.040	M14X140	50	01010.140.140	M20X45	25	01010.200.045
M10X45	100	01010.100.045	M14X150*	50	01010.140.150	M20X50	25	01010.200.050
M10X50	100	01010.100.050	M14X160*	25	01010.140.160	M20X55	25	01010.200.055
M10X55	100	01010.100.055	M14X170*	25	01010.140.170	M20X60	25	01010.200.060
M10X60	100	01010.100.060	M14X180*	25	01010.140.180	M20X65	25	01010.200.065
M10X65	100	01010.100.065	M14X200*	25	01010.140.200	M20X70	25	01010.200.070
M10X70	100	01010.100.070	M14X220*	25	01010.140.220	M20X75	25	01010.200.075
M10X75	100	01010.100.075				M20X80	25	01010.200.080
M10X80	100	01010.100.080	M16X12	50	01010.160.012	M20X85	25	01010.200.085
M10X85*	100	01010.100.085	M16X16*	50	01010.160.016	M20X90	25	01010.200.090
M10X90	100	01010.100.090	M16X20	50	01010.160.020	M20X100	25	01010.200.100
M10X100	100	01010.100.100	M16X25	50	01010.160.025	M20X110	25	01010.200.110
M10X110	50	01010.100.110	M16X30	50	01010.160.030	M20X120	25	01010.200.120
M10X120	50	01010.100.120	M16X35	50	01010.160.035	M20X130	25	01010.200.130
M10X130	50	01010.100.130	M16X40	50	01010.160.040	M20X140	25	01010.200.140
M10X140	50	01010.100.140	M16X45	50	01010.160.045	M20X150	10	01010.200.150
M10X150	50	01010.100.150	M16X50	50	01010.160.050	M20X160	10	01010.200.160
M10X160*	50	01010.100.160	M16X55	50	01010.160.055	M20X170	10	01010.200.170
M10X170*	50	01010.100.170	M16X60	50	01010.160.060	M20X180	10	01010.200.180
M10X180*	50	01010.100.180	M16X65	25	01010.160.065	M20X190	10	01010.200.190
M10X190*	50	01010.100.190	M16X70	25	01010.160.070	M20X200	10	01010.200.200
M10X200*	50	01010.100.200	M16X75	25	01010.160.075	M20X210*	10	01010.200.210
M10X220*	50	01010.100.220	M16X80	25	01010.160.080	M20X220	10	01010.200.220
M10X240*	50	01010.100.240	M16X85*	25	01010.160.085	M20X230*	10	01010.200.230
M10X280*	50	01010.100.280	M16X90	25	01010.160.090	M20X240*	10	01010.200.240

01010 Hexagon head screw / Zeskanttapbout / Vis à tête hexagonale filetage total ←

d x L	✉	Art.number	d x L	✉	Art.number	d x L	✉	Art.number
M20X250*	1	01010.200.250	M27X140	10	01010.270.140	M36X120	5	01010.360.120
M20X260*	1	01010.200.260	M27X150	10	01010.270.150	M36X130	5	01010.360.130
M20X280*	1	01010.200.280	M27X160*	10	01010.270.160	M36X140	5	01010.360.140
M20X300*	10	01010.200.300	M27X170*	10	01010.270.170	M36X150*	5	01010.360.150
M20X360*	10	01010.200.360	M27X180*	10	01010.270.180	M36X160	5	01010.360.160
			M27X190*	10	01010.270.190	M36X170	1	01010.360.170
M22X30*	25	01010.220.030	M27X200*	10	01010.270.200	M36X180	5	01010.360.180
M22X35*	25	01010.220.035	M27X300*	5	01010.270.300	M36X190*	5	01010.360.190
M22X40	25	01010.220.040				M36X200*	5	01010.360.200
M22X45	25	01010.220.045	M30X35	5	01010.300.035	M36X220*	5	01010.360.220
M22X50	25	01010.220.050	M30X40	10	01010.300.040	M36X260*	5	01010.360.260
M22X55	25	01010.220.055	M30X45	10	01010.300.045	M36X280*	5	01010.360.280
M22X60	25	01010.220.060	M30X50	10	01010.300.050	M36X300*	5	01010.360.300
M22X65	25	01010.220.065	M30X55*	10	01010.300.055	M36X320*	5	01010.360.320
M22X70	25	01010.220.070	M30X60	10	01010.300.060	M36X340*	5	01010.360.340
M22X75*	25	01010.220.075	M30X65	10	01010.300.065	M36X400*	5	01010.360.400
M22X80	25	01010.220.080	M30X70	10	01010.300.070	M36X600*	5	01010.360.600
M22X90	25	01010.220.090	M30X75	10	01010.300.075			
M22X100	10	01010.220.100	M30X80	10	01010.300.080	M39X80	1	01010.390.080
M22X110*	10	01010.220.110	M30X85	10	01010.300.085	M39X90	1	01010.390.090
M22X120	25	01010.220.120	M30X90	10	01010.300.090	M39X100	1	01010.390.100
M22X130*	10	01010.220.130	M30X100	10	01010.300.100	M39X110*	5	01010.390.110
M22X140	10	01010.220.140	M30X110	10	01010.300.110	M39X120*	5	01010.390.120
M22X150	10	01010.220.150	M30X120	10	01010.300.120	M39X130*	5	01010.390.130
M22X160*	10	01010.220.160	M30X130	10	01010.300.130	M39X140*	5	01010.390.140
M22X170*	10	01010.220.170	M30X140	5	01010.300.140	M39X160*	5	01010.390.160
M22X180*	10	01010.220.180	M30X150	10	01010.300.150	M39X180*	5	01010.390.180
M22X190*	10	01010.220.190	M30X160	5	01010.300.160	M39X190*	5	01010.390.190
M22X200*	10	01010.220.200	M30X170*	10	01010.300.170	M39X200*	5	01010.390.200
			M30X180	5	01010.300.180			
M24X25*	25	01010.240.025	M30X190*	10	01010.300.190	M42X50	5	01010.420.050
M24X30	25	01010.240.030	M30X200	5	01010.300.200	M42X55*	5	01010.420.055
M24X35*	25	01010.240.035	M30X210*	5	01010.300.210	M42X60*	5	01010.420.060
M24X40	25	01010.240.040	M30X220	5	01010.300.220	M42X70*	5	01010.420.070
M24X45	25	01010.240.045	M30X230*	5	01010.300.230	M42X75*	5	01010.420.075
M24X50	25	01010.240.050	M30X240*	1	01010.300.240	M42X80	1	01010.420.080
M24X55	25	01010.240.055	M30X250*	5	01010.300.250	M42X85*	5	01010.420.085
M24X60	25	01010.240.060	M30X260*	5	01010.300.260	M42X90	1	01010.420.090
M24X65	25	01010.240.065	M30X280*	5	01010.300.280	M42X100	1	01010.420.100
M24X70	25	01010.240.070	M30X300*	5	01010.300.300	M42X110*	5	01010.420.110
M24X75	25	01010.240.075	M30X320*	5	01010.300.320	M42X120	1	01010.420.120
M24X80	25	01010.240.080	M30X340*	5	01010.300.340	M42X130*	1	01010.420.130
M24X85	10	01010.240.085	M30X360*	5	01010.300.360	M42X140*	5	01010.420.140
M24X90	10	01010.240.090	M30X380*	5	01010.300.380	M42X150*	5	01010.420.150
M24X100	10	01010.240.100	M30X400*	5	01010.300.400	M42X160*	5	01010.420.160
M24X110	10	01010.240.110	M30X500*	5	01010.300.500	M42X170*	5	01010.420.170
M24X120	10	01010.240.120	M30X600*	5	01010.300.600	M42X180*	5	01010.420.180
M24X130	10	01010.240.130				M42X190*	5	01010.420.190
M24X140	10	01010.240.140	M33X40*	5	01010.330.040	M42X200*	5	01010.420.200
M24X150	10	01010.240.150	M33X50	5	01010.330.050	M42X220*	5	01010.420.220
M24X160	10	01010.240.160	M33X60*	1	01010.330.060	M42X250*	5	01010.420.250
M24X170*	10	01010.240.170	M33X65*	10	01010.330.065	M42X260*	5	01010.420.260
M24X180	10	01010.240.180	M33X70	5	01010.330.070	M42X300*	5	01010.420.300
M24X190*	10	01010.240.190	M33X75*	10	01010.330.075	M42X360*	5	01010.420.360
M24X200	10	01010.240.200	M33X80	5	01010.330.080	M42X400*	2	01010.420.400
M24X210	1	01010.240.210	M33X90	5	01010.330.090			
M24X220*	1	01010.240.220	M33X100	5	01010.330.100	M45X90	1	01010.450.090
M24X230*	10	01010.240.230	M33X110*	5	01010.330.110	M45X100*	1	01010.450.100
M24X240*	10	01010.240.240	M33X120*	5	01010.330.120	M45X110*	5	01010.450.110
M24X250*	10	01010.240.250	M33X130*	5	01010.330.130	M45X120*	5	01010.450.120
M24X260	10	01010.240.260	M33X140*	5	01010.330.140	M45X130*	5	01010.450.130
M24X280*	10	01010.240.280	M33X150*	5	01010.330.150	M45X140*	5	01010.450.140
M24X300	10	01010.240.300	M33X160*	5	01010.330.160	M45X150*	5	01010.450.150
M24X320*	10	01010.240.320	M33X170*	5	01010.330.170			
M24X500*	5	01010.240.500	M33X180*	5	01010.330.180	M48X60	1	01010.480.060
			M33X190*	5	01010.330.190	M48X70*	5	01010.480.070
M27X30*	10	01010.270.030	M33X200*	5	01010.330.200	M48X80*	5	01010.480.080
M27X40*	10	01010.270.040	M33X300	5	01010.330.300	M48X90*	5	01010.480.090
M27X45*	10	01010.270.045				M48X100	1	01010.480.100
M27X50	10	01010.270.050	M36X40	5	01010.360.040	M48X110	1	01010.480.110
M27X55*	10	01010.270.055	M36X45*	5	01010.360.045	M48X120	1	01010.480.120
M27X60	10	01010.270.060	M36X50	5	01010.360.050	M48X130*	5	01010.480.130
M27X65*	10	01010.270.065	M36X55*	10	01010.360.055	M48X140*	5	01010.480.140
M27X70	10	01010.270.070	M36X60	5	01010.360.060	M48X150*	5	01010.480.150
M27X75	10	01010.270.075	M36X65*	10	01010.360.065	M48X160*	5	01010.480.160
M27X80	10	01010.270.080	M36X70	5	01010.360.070	M48X170*	5	01010.480.170
M27X85*	10	01010.270.085	M36X75*	10	01010.360.075	M48X180	5	01010.480.180
M27X90	10	01010.270.090	M36X80	5	01010.360.080	M48X190*	5	01010.480.190
M27X100	10	01010.270.100	M36X85*	10	01010.360.085	M48X420*	2	01010.480.420
M27X110	10	01010.270.110	M36X90	5	01010.360.090			
M27X120	10	01010.270.120	M36X100	5	01010.360.100	M52X100	1	01010.520.100
M27X130	10	01010.270.130	M36X110	5	01010.360.110	M52X120	1	01010.520.120

01010 Hexagon head screw / Zeskanttapbout / Vis à tête hexagonale filetage total ←

d x L	✉	Art.number	d x L	✉	Art.number
			M64X160	1	01010.640.160

01210 Hexagon head screw / Zeskanttapbout / Vis à tête hexagonale filetage total A05A

Thread Metric thread
Material Steel
Class 8.8
Surface treatment Zinc plated



d x L	✉	Art.number	d x L	✉	Art.number	d x L	✉	Art.number
M3X5*	500	01210.030.005	M6X45	200	01210.060.045	M10X16	200	01210.100.017
M3X6	500	01210.030.006	M6X50	200	01210.060.050	M10X18/S=17	200	01210.100.018
M3X8	500	01210.030.008	M6X55	200	01210.060.055	M10X20/S=17	200	01210.100.020
M3X10	500	01210.030.010	M6X60	200	01210.060.060	M10X20	200	01210.100.021
M3X12	500	01210.030.012	M6X65	200	01210.060.065	M10X22/S=17	200	01210.100.022
M3X16	500	01210.030.016	M6X70	200	01210.060.070	M10X25/S=17	200	01210.100.025
M3X20	500	01210.030.020	M6X75	200	01210.060.075	M10X25	200	01210.100.026
M3X25	500	01210.030.025	M6X80	200	01210.060.080	M10X28/S=17	200	01210.100.028
M3X30	500	01210.030.030	M6X85	200	01210.060.085	M10X30/S=17	200	01210.100.030
M3X35	500	01210.030.035	M6X90	100	01210.060.090	M10X30	200	01210.100.031
M3X40	500	01210.030.040	M6X100	100	01210.060.100	M10X35/S=17	100	01210.100.035
M3X50	500	01210.030.050	M6X110	100	01210.060.110	M10X35	100	01210.100.036
			M6X120	100	01210.060.120	M10X40/S=17	100	01210.100.040
M4X6	500	01210.040.006	M6X130	100	01210.060.130	M10X40	100	01210.100.041
M4X8	500	01210.040.008	M6X140	100	01210.060.140	M10X45/S=17	100	01210.100.045
M4X10	500	01210.040.010	M6X150	100	01210.060.150	M10X45	100	01210.100.046
M4X12	500	01210.040.012				M10X50/S=17	100	01210.100.050
M4X14	500	01210.040.014	M7X10	200	01210.070.010	M10X50	100	01210.100.051
M4X16	500	01210.040.016	M7X12	200	01210.070.012	M10X55/S=17	100	01210.100.055
M4X18	500	01210.040.018	M7X16	200	01210.070.016	M10X60/S=17	100	01210.100.060
M4X20	500	01210.040.020	M7X20	200	01210.070.020	M10X60	100	01210.100.061
M4X22*	500	01210.040.022	M7X25	200	01210.070.025	M10X65/S=17	100	01210.100.065
M4X25	500	01210.040.025	M7X30	200	01210.070.030	M10X65	100	01210.100.066
M4X30	500	01210.040.030	M7X35	200	01210.070.035	M10X70/S=17	100	01210.100.070
M4X35	500	01210.040.035	M7X40	200	01210.070.040	M10X75/S=17	100	01210.100.075
M4X40	500	01210.040.040	M7X45	200	01210.070.045	M10X80/S=17	100	01210.100.080
M4X45	500	01210.040.045	M7X50	200	01210.070.050	M10X85/S=17	100	01210.100.085
M4X50	500	01210.040.050	M7X60	200	01210.070.060	M10X90/S=17	100	01210.100.090
M4X55	100	01210.040.055	M7X70	200	01210.070.070	M10X95/S=17	100	01210.100.095
M4X60	200	01210.040.060				M10X100/S=17	100	01210.100.100
M4X70	100	01210.040.070	M8X8	200	01210.080.008	M10X110/S=17	50	01210.100.110
			M8X10	200	01210.080.010	M10X120/S=17	50	01210.100.120
M5X6	200	01210.050.006	M8X12	200	01210.080.012	M10X130/S=17	50	01210.100.130
M5X8	200	01210.050.008	M8X14	200	01210.080.014	M10X140/S=17	50	01210.100.140
M5X10	200	01210.050.010	M8X16	200	01210.080.016	M10X150/S=17	50	01210.100.150
M5X12	200	01210.050.012	M8X18	200	01210.080.018	M10X160/S=17	50	01210.100.160
M5X14	500	01210.050.014	M8X20	200	01210.080.020	M10X170/S=17	50	01210.100.170
M5X16	200	01210.050.016	M8X22	200	01210.080.022	M10X180/S=17	50	01210.100.180
M5X18	200	01210.050.018	M8X25	200	01210.080.025	M10X190/S=17*	50	01210.100.190
M5X20	200	01210.050.020	M8X28	200	01210.080.028	M10X200/S=17	50	01210.100.200
M5X22	200	01210.050.022	M8X30	200	01210.080.030	M10X220/S=17*	50	01210.100.220
M5X25	200	01210.050.025	M8X35	200	01210.080.035			
M5X30	200	01210.050.030	M8X40	200	01210.080.040	M12X12/S=19	100	01210.120.012
M5X35	200	01210.050.035	M8X45	200	01210.080.045	M12X16/S=19	100	01210.120.016
M5X40	200	01210.050.040	M8X50	200	01210.080.050	M12X18/S=19*	100	01210.120.018
M5X45	200	01210.050.045	M8X55	200	01210.080.055	M12X20/S=19	100	01210.120.020
M5X50	200	01210.050.050	M8X60	200	01210.080.060	M12X20	100	01210.120.021
M5X55	200	01210.050.055	M8X65	200	01210.080.065	M12X22/S=19	100	01210.120.022
M5X60	200	01210.050.060	M8X70	200	01210.080.070	M12X25/S=19	100	01210.120.025
M5X65	200	01210.050.065	M8X75	200	01210.080.075	M12X25	100	01210.120.026
M5X70	200	01210.050.070	M8X80	200	01210.080.080	M12X28/S=19	100	01210.120.028
M5X75	200	01210.050.075	M8X85	200	01210.080.085	M12X30/S=19	100	01210.120.030
M5X80	200	01210.050.080	M8X90	100	01210.080.090	M12X30	100	01210.120.031
M5X90	200	01210.050.090	M8X95	100	01210.080.095	M12X35/S=19	100	01210.120.035
M5X100	200	01210.050.100	M8X100	100	01210.080.100	M12X35	100	01210.120.036
			M8X110	100	01210.080.110	M12X40/S=19	100	01210.120.040
M6X6	500	01210.060.006	M8X120	100	01210.080.120	M12X40	100	01210.120.041
M6X8	200	01210.060.008	M8X130	100	01210.080.130	M12X45/S=19	100	01210.120.045
M6X10	200	01210.060.010	M8X140	100	01210.080.140	M12X45	100	01210.120.046
M6X12	200	01210.060.012	M8X150	50	01210.080.150	M12X50/S=19	100	01210.120.050
M6X14	200	01210.060.014	M8X160	100	01210.080.160	M12X50	100	01210.120.051
M6X16	200	01210.060.016	M8X170*	100	01210.080.170	M12X55/S=19	100	01210.120.055
M6X18	200	01210.060.018	M8X180	100	01210.080.180	M12X60/S=19	100	01210.120.060
M6X20	200	01210.060.020	M8X190*	100	01210.080.190	M12X60	100	01210.120.061
M6X22	200	01210.060.022	M8X200	100	01210.080.200	M12X65/S=19	50	01210.120.065
M6X25	200	01210.060.025				M12X70/S=19	50	01210.120.070
M6X28	500	01210.060.028	M10X10/S=17	200	01210.100.010	M12X70	50	01210.120.071
M6X30	200	01210.060.030	M10X12/S=17	200	01210.100.012	M12X75/S=19	50	01210.120.075
M6X35	200	01210.060.035	M10X14/S=17	200	01210.100.014	M12X80/S=19	50	01210.120.080
M6X40	200	01210.060.040	M10X16/S=17	200	01210.100.016	M12X80	50	01210.120.081

01210 Hexagon head screw / Zeskanttapbout / Vis à tête hexagonale filetage total ←

d x L	✉	Art.number	d x L	✉	Art.number	d x L	✉	Art.number
M12X85/S=19	50	01210.120.085	M16X320*	10	01210.160.320	M24X80	25	01210.240.080
M12X90/S=19	50	01210.120.090	M16X340*	10	01210.160.340	M24X85	25	01210.240.085
M12X95/S=19	50	01210.120.095				M24X90	10	01210.240.090
M12X100/S=19	50	01210.120.100	M18X20	50	01210.180.020	M24X95	10	01210.240.095
M12X110/S=19	50	01210.120.110	M18X25	50	01210.180.025	M24X100	10	01210.240.100
M12X120/S=19	50	01210.120.120	M18X30	50	01210.180.030	M24X110	10	01210.240.110
M12X130/S=19	50	01210.120.130	M18X35	50	01210.180.035	M24X120	10	01210.240.120
M12X140/S=19	50	01210.120.140	M18X40	50	01210.180.040	M24X130	10	01210.240.130
M12X150/S=19	50	01210.120.150	M18X45	50	01210.180.045	M24X140	10	01210.240.140
M12X160/S=19	25	01210.120.160	M18X50	50	01210.180.050	M24X150	10	01210.240.150
M12X170/S=19	25	01210.120.170	M18X55	25	01210.180.055	M24X160	10	01210.240.160
M12X180/S=19	25	01210.120.180	M18X60	25	01210.180.060	M24X170	10	01210.240.170
M12X190/S=19*	25	01210.120.190	M18X65	25	01210.180.065	M24X180	10	01210.240.180
M12X200/S=19	25	01210.120.200	M18X70	25	01210.180.070	M24X190*	10	01210.240.190
M12X220/S=19	25	01210.120.220	M18X75	25	01210.180.075	M24X200	10	01210.240.200
M12X240/S=19	25	01210.120.240	M18X80	25	01210.180.080	M24X210*	5	01210.240.210
M12X260/S=19	25	01210.120.260	M18X90	25	01210.180.090	M24X220*	10	01210.240.220
			M18X100	25	01210.180.100	M24X240	10	01210.240.240
M14X20/S=22	100	01210.140.020				M24X250*	10	01210.240.250
M14X20*	100	01210.140.021	M20X20	25	01210.200.020	M24X260*	10	01210.240.260
M14X25/S=22	100	01210.140.025	M20X25	25	01210.200.025	M24X280*	10	01210.240.280
M14X25	100	01210.140.026	M20X30	25	01210.200.030	M24X300*	10	01210.240.300
M14X30/S=22	100	01210.140.030	M20X35	25	01210.200.035	M24X320*	10	01210.240.320
M14X35/S=22	100	01210.140.035	M20X40	25	01210.200.040			
M14X35	100	01210.140.036	M20X45	25	01210.200.045	M27X40*	10	01210.270.040
M14X40/S=22	100	01210.140.040	M20X50	25	01210.200.050	M27X45*	10	01210.270.045
M14X40	100	01210.140.041	M20X55	25	01210.200.055	M27X50	10	01210.270.050
M14X45/S=22	50	01210.140.045	M20X60	25	01210.200.060	M27X55*	10	01210.270.055
M14X45	50	01210.140.046	M20X65	25	01210.200.065	M27X60	10	01210.270.060
M14X50/S=22	50	01210.140.050	M20X70	25	01210.200.070	M27X65*	10	01210.270.065
M14X50	50	01210.140.051	M20X75	25	01210.200.075	M27X70	10	01210.270.070
M14X55/S=22	50	01210.140.055	M20X80	25	01210.200.080	M27X75	10	01210.270.075
M14X60/S=22	50	01210.140.060	M20X85	25	01210.200.085	M27X80	10	01210.270.080
M14X60	50	01210.140.061	M20X90	25	01210.200.090	M27X90	10	01210.270.090
M14X65/S=22	50	01210.140.065	M20X100	25	01210.200.100	M27X100	10	01210.270.100
M14X70/S=22	50	01210.140.070	M20X110	25	01210.200.110	M27X110	10	01210.270.110
M14X75/S=22	50	01210.140.075	M20X120	25	01210.200.120	M27X120	10	01210.270.120
M14X80/S=22	50	01210.140.080	M20X130	25	01210.200.130	M27X130	10	01210.270.130
M14X90/S=22	50	01210.140.090	M20X140	25	01210.200.140	M27X140	10	01210.270.140
M14X100/S=22	50	01210.140.100	M20X150	10	01210.200.150	M27X150	10	01210.270.150
M14X110/S=22	50	01210.140.110	M20X160	10	01210.200.160	M27X160	10	01210.270.160
M14X120/S=22	50	01210.140.120	M20X170	10	01210.200.170	M27X180*	10	01210.270.180
M14X130/S=22	50	01210.140.130	M20X180	10	01210.200.180	M27X200*	10	01210.270.200
M14X140/S=22	50	01210.140.140	M20X190*	10	01210.200.190			
M14X200/S=22	25	01210.140.200	M20X200	10	01210.200.200	M30X35	5	01210.300.035
			M20X210*	5	01210.200.210	M30X40	10	01210.300.040
M16X16	50	01210.160.016	M20X220	10	01210.200.220	M30X45*	10	01210.300.045
M16X20	50	01210.160.020	M20X230*	10	01210.200.230	M30X50	10	01210.300.050
M16X25	50	01210.160.025	M20X240	10	01210.200.240	M30X55*	10	01210.300.055
M16X30	50	01210.160.030	M20X250	1	01210.200.250	M30X60	10	01210.300.060
M16X35	50	01210.160.035	M20X260	10	01210.200.260	M30X65	10	01210.300.065
M16X40	50	01210.160.040	M20X280*	10	01210.200.280	M30X70	10	01210.300.070
M16X45	50	01210.160.045	M20X300*	10	01210.200.300	M30X75	10	01210.300.075
M16X50	50	01210.160.050	M20X320*	10	01210.200.320	M30X80	10	01210.300.080
M16X55	50	01210.160.055	M20X340*	10	01210.200.340	M30X85	10	01210.300.085
M16X60	50	01210.160.060	M20X360	10	01210.200.360	M30X90	10	01210.300.090
M16X65	25	01210.160.065	M20X460*	10	01210.200.460	M30X100	10	01210.300.100
M16X70	25	01210.160.070				M30X110	10	01210.300.110
M16X75	25	01210.160.075	M22X40/S=32	25	01210.220.040	M30X120	10	01210.300.120
M16X80	25	01210.160.080	M22X50/S=32	25	01210.220.050	M30X130	10	01210.300.130
M16X85	25	01210.160.085	M22X55/S=32	25	01210.220.055	M30X140	10	01210.300.140
M16X90	25	01210.160.090	M22X60/S=32	25	01210.220.060	M30X150	10	01210.300.150
M16X95	25	01210.160.095	M22X65/S=32	25	01210.220.065	M30X160	10	01210.300.160
M16X100	25	01210.160.100	M22X70/S=32	25	01210.220.070	M30X170	10	01210.300.170
M16X110	25	01210.160.110	M22X75/S=32*	25	01210.220.075	M30X180	10	01210.300.180
M16X120	25	01210.160.120	M22X80/S=32	25	01210.220.080	M30X190*	10	01210.300.190
M16X130	25	01210.160.130	M22X90/S=32	25	01210.220.090	M30X200	10	01210.300.200
M16X140	25	01210.160.140	M22X100/S=32	10	01210.220.100	M30X210*	10	01210.300.210
M16X150	25	01210.160.150	M22X110/S=32	10	01210.220.110	M30X220	5	01210.300.220
M16X160	25	01210.160.160	M22X120/S=32	10	01210.220.120	M30X240*	5	01210.300.240
M16X170	25	01210.160.170				M30X260*	1	01210.300.260
M16X180	25	01210.160.180	M24X25*	25	01210.240.025	M30X280*	5	01210.300.280
M16X190	25	01210.160.190	M24X30	25	01210.240.030	M30X300*	1	01210.300.300
M16X200	25	01210.160.200	M24X35	25	01210.240.035	M30X320*	5	01210.300.320
M16X210*	25	01210.160.210	M24X40	25	01210.240.040			
M16X220	25	01210.160.220	M24X45	25	01210.240.045	M33X60	5	01210.330.060
M16X230*	25	01210.160.230	M24X50	25	01210.240.050	M33X70	5	01210.330.070
M16X240	25	01210.160.240	M24X55	25	01210.240.055	M33X75*	10	01210.330.075
M16X250	1	01210.160.250	M24X60	25	01210.240.060	M33X80	5	01210.330.080
M16X260	25	01210.160.260	M24X65	25	01210.240.065	M33X90	5	01210.330.090
M16X280*	25	01210.160.280	M24X70	25	01210.240.070	M33X100	5	01210.330.100
M16X300	25	01210.160.300	M24X75	25	01210.240.075	M33X110*	5	01210.330.110

01210 Hexagon head screw / Zeskanttapbout / Vis à tête hexagonale filetage total ←

d x L	✉	Art.number	d x L	✉	Art.number	d x L	✉	Art.number
M33X120*	5	01210.330.120	M36X170*	5	01210.360.170	M42X100	1	01210.420.100
M33X130	5	01210.330.130	M36X180	5	01210.360.180	M42X110*	5	01210.420.110
M33X140*	5	01210.330.140	M36X190*	5	01210.360.190	M42X120	5	01210.420.120
M33X150*	5	01210.330.150	M36X200	5	01210.360.200	M42X130*	5	01210.420.130
M33X160	5	01210.330.160	M36X220	10	01210.360.220	M42X140*	5	01210.420.140
M33X170*	10	01210.330.170	M36X280*	5	01210.360.280	M42X150*	5	01210.420.150
M33X180*	10	01210.330.180				M42X160*	5	01210.420.160
M33X190*	10	01210.330.190	M39X80*	10	01210.390.080	M42X170*	5	01210.420.170
M33X200*	10	01210.330.200	M39X90*	1	01210.390.090	M42X180*	5	01210.420.180
			M39X100	10	01210.390.100	M42X190*	5	01210.420.190
M36X50	5	01210.360.050	M39X110*	10	01210.390.110	M42X200*	5	01210.420.200
M36X55*	10	01210.360.055	M39X120*	10	01210.390.120	M42X220*	5	01210.420.220
M36X60*	10	01210.360.060	M39X130*	10	01210.390.130			
M36X70	5	01210.360.070	M39X140*	5	01210.390.140	M48X60*	10	01210.480.060
M36X75*	10	01210.360.075	M39X150*	10	01210.390.150	M48X70*	10	01210.480.070
M36X80	5	01210.360.080	M39X160*	10	01210.390.160	M48X80*	5	01210.480.080
M36X85*	10	01210.360.085	M39X180*	5	01210.390.180	M48X90*	5	01210.480.090
M36X90	5	01210.360.090	M39X200*	5	01210.390.200	M48X100	1	01210.480.100
M36X100	5	01210.360.100				M48X110*	5	01210.480.110
M36X110	5	01210.360.110	M42X50	5	01210.420.050	M48X120	5	01210.480.120
M36X120	5	01210.360.120	M42X60*	5	01210.420.060	M48X130*	5	01210.480.130
M36X130	5	01210.360.130	M42X70*	5	01210.420.070	M48X140*	5	01210.480.140
M36X140	5	01210.360.140	M42X75*	5	01210.420.075	M48X150*	5	01210.480.150
M36X150	5	01210.360.150	M42X80	1	01210.420.080	M48X200*	5	01210.480.200
M36X160	5	01210.360.160	M42X90	1	01210.420.090			

01237 Hexagon head screw / Zeskanttapbout / Vis à tête hexagonale filetage total A96A

Thread Metric thread
Material Steel
Class 8.8
Surface treatment Zinc plated with thick Cr(III) passivation

RoHS



d x L	✉	Art.number	d x L	✉	Art.number	d x L	✉	Art.number
M3X8*	500	01237.030.008	M8X10*	200	01237.080.010	M12X45	100	01237.120.045
M3X10*	500	01237.030.010	M8X12*	200	01237.080.012	M12X50*	100	01237.120.050
M3X12*	500	01237.030.012	M8X16	200	01237.080.016	M12X55*	100	01237.120.055
M3X16*	500	01237.030.016	M8X18*	200	01237.080.018	M12X60*	100	01237.120.060
M3X20*	500	01237.030.020	M8X22*	200	01237.080.022	M12X65*	50	01237.120.065
M3X25*	500	01237.030.025	M8X25*	200	01237.080.025	M12X70*	50	01237.120.070
			M8X30*	200	01237.080.030	M12X75*	50	01237.120.075
M4X6*	500	01237.040.006	M8X40*	200	01237.080.040	M12X80*	50	01237.120.080
M4X10*	500	01237.040.010	M8X45*	200	01237.080.045	M12X90*	50	01237.120.090
M4X12*	500	01237.040.012	M8X50*	200	01237.080.050	M12X100*	50	01237.120.100
M4X16*	500	01237.040.016	M8X55*	200	01237.080.055	M12X120*	50	01237.120.120
M4X20*	500	01237.040.020	M8X60*	200	01237.080.060			
M4X25*	500	01237.040.025	M8X65*	200	01237.080.065	M14X30*	100	01237.140.030
M4X30*	500	01237.040.030	M8X70*	200	01237.080.070	M14X35*	100	01237.140.035
M4X35*	500	01237.040.035	M8X75*	200	01237.080.075	M14X40*	100	01237.140.040
M4X40*	500	01237.040.040	M8X80*	200	01237.080.080	M14X45*	100	01237.140.045
			M8X90*	100	01237.080.090	M14X50*	100	01237.140.050
M5X8*	500	01237.050.008	M8X100*	100	01237.080.100			
M5X10*	500	01237.050.010	M8X110*	100	01237.080.110	M16X20*	50	01237.160.020
M5X12*	500	01237.050.012				M16X25*	50	01237.160.025
M5X16*	500	01237.050.016	M10X12*	200	01237.100.012	M16X30	50	01237.160.030
M5X20*	500	01237.050.020	M10X16*	200	01237.100.016	M16X35*	50	01237.160.035
M5X25*	500	01237.050.025	M10X20*	200	01237.100.020	M16X40*	50	01237.160.040
M5X30*	500	01237.050.030	M10X25*	200	01237.100.025	M16X45	50	01237.160.045
M5X35*	200	01237.050.035	M10X30*	200	01237.100.030	M16X50*	50	01237.160.050
M5X40*	200	01237.050.040	M10X35*	100	01237.100.035	M16X55*	50	01237.160.055
M5X50*	200	01237.050.050	M10X40*	100	01237.100.040	M16X60*	50	01237.160.060
			M10X45*	100	01237.100.045	M16X65*	25	01237.160.065
M6X8*	100	01237.060.008	M10X50*	100	01237.100.050	M16X70*	25	01237.160.070
M6X10*	500	01237.060.010	M10X55*	100	01237.100.055	M16X75*	25	01237.160.075
M6X12*	500	01237.060.012	M10X60*	100	01237.100.060	M16X80*	25	01237.160.080
M6X16*	500	01237.060.016	M10X65*	100	01237.100.065	M16X85	25	01237.160.085
M6X18*	500	01237.060.018	M10X70*	100	01237.100.070	M16X90*	25	01237.160.090
M6X20*	500	01237.060.020	M10X80*	100	01237.100.080	M16X100*	25	01237.160.100
M6X30*	100	01237.060.030	M10X90*	100	01237.100.090	M16X120*	25	01237.160.120
M6X35*	200	01237.060.035	M10X100*	100	01237.100.100	M16X130*	25	01237.160.130
M6X40*	200	01237.060.040	M10X110*	50	01237.100.110	M16X150*	25	01237.160.150
M6X45*	200	01237.060.045	M10X120*	50	01237.100.120			
M6X50*	200	01237.060.050	M10X130*	50	01237.100.130	M20X30*	25	01237.200.030
M6X55*	200	01237.060.055				M20X35*	25	01237.200.035
M6X60*	200	01237.060.060	M12X16*	100	01237.120.016	M20X40*	25	01237.200.040
M6X65*	200	01237.060.065	M12X20*	100	01237.120.020	M20X45*	25	01237.200.045
M6X70*	200	01237.060.070	M12X25*	100	01237.120.025	M20X50*	25	01237.200.050
M6X75*	200	01237.060.075	M12X30	100	01237.120.030	M20X60*	25	01237.200.060
M6X80*	200	01237.060.080	M12X35	100	01237.120.035	M20X65*	25	01237.200.065
			M12X40*	100	01237.120.040	M20X70*	25	01237.200.070

01237 Hexagon head screw / Zeskanttapbout / Vis à tête hexagonale filetage total ←

d x L	✉	Art.number	d x L	✉	Art.number	d x L	✉	Art.number
M20X75*	25	01237.200.075	M24X50*	25	01237.240.050	M24X90*	10	01237.240.090
M20X80*	25	01237.200.080	M24X55*	25	01237.240.055	M24X100*	10	01237.240.100
M20X90*	25	01237.200.090	M24X60*	25	01237.240.060	M24X110*	10	01237.240.110
M20X100*	25	01237.200.100	M24X65*	25	01237.240.065			
M20X110*	25	01237.200.110	M24X70*	25	01237.240.070	M30X100*	10	01237.300.100
M20X120*	25	01237.200.120	M24X75*	25	01237.240.075	M30X120*	1	01237.300.120
			M24X80*	25	01237.240.080			

01235 Hexagon head screw / Zeskanttapbout / Vis à tête hexagonale filetage total A96A

Thread Metric thread DIN 933
Material Steel
Class 8.8
Surface treatment Zinc plated with thick Cr(III) passivation



d x L	✉	Art.number	d x L	✉	Art.number	d x L	✉	Art.number
M10X12*	200	01235.100.012	M10X100*	100	01235.100.100	M12X60*	100	01235.120.060
M10X16*	200	01235.100.016	M10X110*	50	01235.100.110	M12X65	50	01235.120.065
M10X20*	200	01235.100.020	M10X120*	50	01235.100.120	M12X70*	50	01235.120.070
M10X25*	200	01235.100.025	M10X130*	50	01235.100.130	M12X75*	50	01235.120.075
M10X30*	200	01235.100.030				M12X80*	50	01235.120.080
M10X35*	100	01235.100.035	M12X16*	100	01235.120.016	M12X90*	50	01235.120.090
M10X40*	100	01235.100.040	M12X20*	100	01235.120.020	M12X100*	50	01235.120.100
M10X45*	100	01235.100.045	M12X25*	100	01235.120.025	M12X120*	50	01235.120.120
M10X50*	100	01235.100.050	M12X30*	100	01235.120.030			
M10X55*	100	01235.100.055	M12X35*	100	01235.120.035	M14X30*	100	01235.140.030
M10X60*	100	01235.100.060	M12X40*	100	01235.120.040	M14X35*	100	01235.140.035
M10X65	100	01235.100.065	M12X45*	100	01235.120.045	M14X40*	100	01235.140.040
M10X70*	100	01235.100.070	M12X50*	100	01235.120.050	M14X45*	100	01235.140.045
M10X80*	100	01235.100.080	M12X55*	100	01235.120.055	M14X50*	100	01235.140.050
M10X90*	100	01235.100.090						

01236 Hexagon head screw / Zeskanttapbout / Vis à tête hexagonale filetage total A96A

Thread Metric thread DIN 933
Material Steel
Class 8.8
Surface treatment Zinc flake Cr(VI) free - flZn/nc



d x L	✉	Art.number	d x L	✉	Art.number	d x L	✉	Art.number
M4X10	500	01236.040.010	M8X35	200	01236.080.035	M14X60	50	01236.140.060
M4X12	500	01236.040.012	M8X40	200	01236.080.040	M14X65	50	01236.140.065
M4X16	500	01236.040.016	M8X45	200	01236.080.045	M14X70	50	01236.140.070
M4X20	500	01236.040.020	M8X50	200	01236.080.050			
M4X25	500	01236.040.025	M8X55*	200	01236.080.055	M16X20	50	01236.160.020
M4X30	500	01236.040.030	M8X60	200	01236.080.060	M16X25	50	01236.160.025
			M8X65*	200	01236.080.065	M16X30	50	01236.160.030
M5X10	500	01236.050.010	M8X70	200	01236.080.070	M16X35	50	01236.160.035
M5X12	500	01236.050.012	M8X80	200	01236.080.080	M16X40	50	01236.160.040
M5X16	500	01236.050.016				M16X45	50	01236.160.045
M5X20	500	01236.050.020	M10X16	200	01236.100.016	M16X50	50	01236.160.050
M5X25	500	01236.050.025	M10X20	200	01236.100.020	M16X55	50	01236.160.055
M5X30	500	01236.050.030	M10X25	200	01236.100.025	M16X60	50	01236.160.060
M5X35	200	01236.050.035	M10X30	200	01236.100.030	M16X65	25	01236.160.065
M5X40	200	01236.050.040	M10X35	100	01236.100.035	M16X70	25	01236.160.070
			M10X40	100	01236.100.040	M16X75*	25	01236.160.075
M6X10	500	01236.060.010	M10X45	100	01236.100.045	M16X80	25	01236.160.080
M6X12	500	01236.060.012	M10X50	100	01236.100.050	M16X90*	25	01236.160.090
M6X14*	500	01236.060.014	M10X55	100	01236.100.055	M16X100	25	01236.160.100
M6X16	500	01236.060.016	M10X60	100	01236.100.060	M16X110	25	01236.160.110
M6X18*	500	01236.060.018	M10X70	100	01236.100.070	M16X120*	25	01236.160.120
M6X20	500	01236.060.020	M10X80	100	01236.100.080			
M6X25	500	01236.060.025	M10X90	100	01236.100.090	M18X45	25	01236.180.045
M6X30	500	01236.060.030				M18X50	50	01236.180.050
M6X35	200	01236.060.035	M12X20	100	01236.120.020	M18X60	25	01236.180.060
M6X40	200	01236.060.040	M12X25	100	01236.120.025	M18X65	25	01236.180.065
M6X45*	200	01236.060.045	M12X30	100	01236.120.030			
M6X50	200	01236.060.050	M12X35	100	01236.120.035	M20X30*	25	01236.200.030
M6X55*	200	01236.060.055	M12X40	100	01236.120.040	M20X35*	25	01236.200.035
M6X60	200	01236.060.060	M12X45	100	01236.120.045	M20X40	25	01236.200.040
M6X70	200	01236.060.070	M12X50	100	01236.120.050	M20X45*	25	01236.200.045
			M12X60	100	01236.120.060	M20X50	25	01236.200.050
M8X10	200	01236.080.010	M12X70	50	01236.120.070	M20X55	25	01236.200.055
M8X12	200	01236.080.012				M20X60	25	01236.200.060
M8X16	200	01236.080.016	M14X30	100	01236.140.030	M20X65	25	01236.200.065
M8X20	200	01236.080.020	M14X35	100	01236.140.035	M20X70	25	01236.200.070
M8X25	200	01236.080.025	M14X40	100	01236.140.040	M20X75*	25	01236.200.075
M8X30	200	01236.080.030	M14X45	50	01236.140.045	M20X80	25	01236.200.080

01236 Hexagon head screw / Zeskanttapbout / Vis à tête hexagonale filetage total ←

d x L	✉	Art.number	d x L	✉	Art.number	d x L	✉	Art.number
M20X90	25	01236.200.090	M24X45*	25	01236.240.045	M24X75*	25	01236.240.075
M20X100*	25	01236.200.100	M24X50	25	01236.240.050	M24X80*	25	01236.240.080
M20X110*	25	01236.200.110	M24X55*	25	01236.240.055	M24X90*	10	01236.240.090
M20X120*	25	01236.200.120	M24X60	25	01236.240.060	M24X100*	10	01236.240.100
			M24X65*	25	01236.240.065	M24X110*	10	01236.240.110
M24X40*	25	01236.240.040	M24X70*	25	01236.240.070	M24X120*	10	01236.240.120

- A zinc flake coating eliminates the risk of hydrogen embrittlement.

01410 Hexagon head screw ISO metric thread / Zeskanttapbout ISO-Metrisch / Vis à tête hexagonale filetage ISO-Métrique A08A

Thread Metric thread DIN 933
Material Steel
Class 8.8
Surface treatment Hot dip galvanized



d x L	✉	Art.number	d x L	✉	Art.number	d x L	✉	Art.number
M6X12	500	01410.060.012	M12X70	50	01410.120.070	M20X130	1	01410.200.130
M6X16	100	01410.060.016	M12X80	50	01410.120.080	M20X140	25	01410.200.140
M6X20	100	01410.060.020	M12X90	50	01410.120.090	M20X150	25	01410.200.150
M6X25	100	01410.060.025	M12X100	50	01410.120.100	M20X160	10	01410.200.160
M6X30	500	01410.060.030	M12X120	50	01410.120.120	M20X180	10	01410.200.180
M6X35	200	01410.060.035						
M6X40	200	01410.060.040	M16X20	50	01410.160.020	M24X40	25	01410.240.040
			M16X25	50	01410.160.025	M24X45	25	01410.240.045
M8X10*	200	01410.080.010	M16X30	50	01410.160.030	M24X50	25	01410.240.050
M8X12	100	01410.080.012	M16X35	50	01410.160.035	M24X55	25	01410.240.055
M8X16	100	01410.080.016	M16X40	50	01410.160.040	M24X60	25	01410.240.060
M8X18*	200	01410.080.018	M16X45	50	01410.160.045	M24X65	25	01410.240.065
M8X20	100	01410.080.020	M16X50	50	01410.160.050	M24X70	25	01410.240.070
M8X25	100	01410.080.025	M16X55	50	01410.160.055	M24X80	25	01410.240.080
M8X30	100	01410.080.030	M16X60	50	01410.160.060	M24X90	10	01410.240.090
M8X35	100	01410.080.035	M16X65	50	01410.160.065	M24X100	10	01410.240.100
M8X40	100	01410.080.040	M16X70	50	01410.160.070	M24X110	10	01410.240.110
M8X45	100	01410.080.045	M16X80	50	01410.160.080	M24X120	10	01410.240.120
M8X50	100	01410.080.050	M16X85	25	01410.160.085	M24X130	10	01410.240.130
M8X60	100	01410.080.060	M16X90	25	01410.160.090	M24X140	10	01410.240.140
M8X70	200	01410.080.070	M16X100	25	01410.160.100	M24X150*	25	01410.240.150
M8X80	100	01410.080.080	M16X110	25	01410.160.110	M24X180	5	01410.240.180
M8X90	100	01410.080.090	M16X120	25	01410.160.120			
M8X100	100	01410.080.100	M16X130	25	01410.160.130	M27X50	10	01410.270.050
			M16X140	25	01410.160.140	M27X60	10	01410.270.060
M10X12	200	01410.100.012	M16X150	25	01410.160.150	M27X65	10	01410.270.065
M10X16	100	01410.100.016	M16X160	25	01410.160.160	M27X70	10	01410.270.070
M10X18*	200	01410.100.018	M16X170*	25	01410.160.170	M27X80	10	01410.270.080
M10X20	100	01410.100.020	M16X180	25	01410.160.180	M27X90	10	01410.270.090
M10X25	100	01410.100.025	M16X200	25	01410.160.200	M27X100	10	01410.270.100
M10X30	100	01410.100.030	M16X220*	25	01410.160.220			
M10X35	100	01410.100.035	M16X240*	25	01410.160.240	M30X60	10	01410.300.060
M10X40	100	01410.100.040	M16X260*	10	01410.160.260	M30X70	10	01410.300.070
M10X45	100	01410.100.045	M16X280*	25	01410.160.280	M30X80	10	01410.300.080
M10X50	100	01410.100.050				M30X90	10	01410.300.090
M10X55	100	01410.100.055	M18X40	25	01410.180.040	M30X100	10	01410.300.100
M10X60	100	01410.100.060	M18X45	25	01410.180.045	M30X120	10	01410.300.120
M10X70	100	01410.100.070	M18X50	25	01410.180.050	M30X130*	5	01410.300.130
M10X80	100	01410.100.080	M18X55	25	01410.180.055	M30X140	1	01410.300.140
M10X90	100	01410.100.090				M30X150	10	01410.300.150
M10X100	100	01410.100.100	M20X30	25	01410.200.030	M30X160*	10	01410.300.160
M10X110	50	01410.100.110	M20X35	25	01410.200.035	M30X170*	10	01410.300.170
M10X120	50	01410.100.120	M20X40	25	01410.200.040	M30X180*	10	01410.300.180
			M20X45	25	01410.200.045	M30X190*	10	01410.300.190
M12X16	100	01410.120.016	M20X50	25	01410.200.050	M30X200*	1	01410.300.200
M12X20	100	01410.120.020	M20X55	25	01410.200.055			
M12X25	100	01410.120.025	M20X60	25	01410.200.060	M33X80	5	01410.330.080
M12X30	100	01410.120.030	M20X65	25	01410.200.065	M33X90	5	01410.330.090
M12X35	100	01410.120.035	M20X70	25	01410.200.070	M33X100	5	01410.330.100
M12X40	100	01410.120.040	M20X75	25	01410.200.075			
M12X45	100	01410.120.045	M20X80	25	01410.200.080	M36X80	5	01410.360.080
M12X50	100	01410.120.050	M20X90	25	01410.200.090	M36X90	5	01410.360.090
M12X55	100	01410.120.055	M20X100	25	01410.200.100	M36X100	5	01410.360.100
M12X60	100	01410.120.060	M20X110	25	01410.200.110	M36X130	5	01410.360.130
M12X65	50	01410.120.065	M20X120	25	01410.200.120			

- ISO metric hot dip galvanized bolts and screws are manufactured with thread tolerance class 6az (undersize) before coating.
- After galvanizing they will fit into standard nuts and threaded holes with thread tolerance class 6H.

01430 Hexagon head screw oversized thread / Zeskanttapbout overmaats / Vis à tête hexagonale filetage total en surcote A08A

Thread Metric thread DIN 933
Material Steel
Class 8.8
Surface treatment Hot dip galvanized



d x L	✉	Art.number	d x L	✉	Art.number	d x L	✉	Art.number
M8X25	200	01430.080.025	M16X40	50	01430.160.040	M20X90	25	01430.200.090
			M16X45	50	01430.160.045	M20X100	25	01430.200.100
M10X20	100	01430.100.020	M16X50	50	01430.160.050	M20X110	25	01430.200.110
M10X25	100	01430.100.025	M16X55	50	01430.160.055	M20X130	25	01430.200.130
M10X30	100	01430.100.030	M16X60	50	01430.160.060			
M10X35	100	01430.100.035	M16X65	25	01430.160.065	M22X50	25	01430.220.050
M10X40	100	01430.100.040	M16X70	25	01430.160.070	M22X60	25	01430.220.060
M10X50	100	01430.100.050	M16X80	25	01430.160.080	M22X70	25	01430.220.070
			M16X90	25	01430.160.090	M22X80	25	01430.220.080
M12X20	100	01430.120.020	M16X100	25	01430.160.100			
M12X25	100	01430.120.025	M16X110	25	01430.160.110	M24X40	25	01430.240.040
M12X30	100	01430.120.030	M16X120	25	01430.160.120	M24X50	25	01430.240.050
M12X35	100	01430.120.035				M24X55	25	01430.240.055
M12X40	100	01430.120.040	M18X30	50	01430.180.030	M24X60	25	01430.240.060
M12X45	100	01430.120.045	M18X40	50	01430.180.040	M24X65	25	01430.240.065
M12X50	100	01430.120.050	M18X50	25	01430.180.050	M24X70	25	01430.240.070
M12X60	100	01430.120.060	M18X60	25	01430.180.060	M24X75	25	01430.240.075
M12X70	50	01430.120.070	M18X70	25	01430.180.070	M24X80	25	01430.240.080
M12X80	50	01430.120.080	M18X80	25	01430.180.080	M24X90	10	01430.240.090
M12X100	50	01430.120.100	M18X100	25	01430.180.100	M24X100	10	01430.240.100
M12X120	50	01430.120.120						
			M20X40	25	01430.200.040	M27X60	10	01430.270.060
M14X30	100	01430.140.030	M20X45	25	01430.200.045	M27X75	10	01430.270.075
M14X35	100	01430.140.035	M20X50	25	01430.200.050	M27X80	10	01430.270.080
M14X40	100	01430.140.040	M20X55	25	01430.200.055			
M14X50	50	01430.140.050	M20X60	25	01430.200.060	M30X60	10	01430.300.060
M14X60	50	01430.140.060	M20X65	25	01430.200.065	M30X70	10	01430.300.070
			M20X70	25	01430.200.070	M30X80	10	01430.300.080
M16X30	50	01430.160.030	M20X75	25	01430.200.075	M30X90	10	01430.300.090
M16X35	50	01430.160.035	M20X80	25	01430.200.080	M30X100	10	01430.300.100

- Oversized hot dip galvanized bolts and screws are manufactured with standard thread tolerance class 6g before coating.
- After galvanizing they will therefore NOT fit into standard nuts or threaded holes with thread tolerance class 6H. Suitable nuts have been tapped with thread tolerance class 6AZ (oversized).

04110 Hexagon head screw / Zeskanttapbout / Vis à tête hexagonale filetage total C01A

Thread Metric thread DIN 933
Material Steel
Class 10.9
Surface treatment Plain



d x L	✉	Art.number	d x L	✉	Art.number	d x L	✉	Art.number
M6X10	200	04110.060.010	M8X70	200	04110.080.070	M10X120	50	04110.100.120
M6X12	200	04110.060.012	M8X75*	200	04110.080.075	M10X130*	50	04110.100.130
M6X16	200	04110.060.016	M8X80	200	04110.080.080	M10X140	50	04110.100.140
M6X18	500	04110.060.018	M8X90	100	04110.080.090	M10X150	50	04110.100.150
M6X20	200	04110.060.020	M8X100	100	04110.080.100	M10X200	50	04110.100.200
M6X22*	500	04110.060.022	M8X110	200	04110.080.110			
M6X25	200	04110.060.025	M8X120	100	04110.080.120	M12X16	100	04110.120.016
M6X30	200	04110.060.030	M8X130*	100	04110.080.130	M12X20	100	04110.120.020
M6X35	200	04110.060.035	M8X140*	100	04110.080.140	M12X25	100	04110.120.025
M6X40	200	04110.060.040	M8X150*	100	04110.080.150	M12X30	100	04110.120.030
M6X45	200	04110.060.045	M8X180*	100	04110.080.180	M12X35	100	04110.120.035
M6X50	200	04110.060.050				M12X40	100	04110.120.040
M6X55*	200	04110.060.055	M10X12*	200	04110.100.012	M12X45	100	04110.120.045
M6X60	200	04110.060.060	M10X16	200	04110.100.016	M12X50	100	04110.120.050
M6X70	200	04110.060.070	M10X18*	200	04110.100.018	M12X55	100	04110.120.055
M6X80	200	04110.060.080	M10X20	200	04110.100.020	M12X60	100	04110.120.060
			M10X22*	200	04110.100.022	M12X65	50	04110.120.065
M8X10	200	04110.080.010	M10X25	200	04110.100.025	M12X70	100	04110.120.070
M8X12	200	04110.080.012	M10X30	200	04110.100.030	M12X75	100	04110.120.075
M8X16	200	04110.080.016	M10X35	100	04110.100.035	M12X80	100	04110.120.080
M8X18*	200	04110.080.018	M10X40	100	04110.100.040	M12X90	50	04110.120.090
M8X20	200	04110.080.020	M10X45	100	04110.100.045	M12X100	50	04110.120.100
M8X22*	200	04110.080.022	M10X50	100	04110.100.050	M12X110	50	04110.120.110
M8X25	200	04110.080.025	M10X55	100	04110.100.055	M12X120	50	04110.120.120
M8X30	200	04110.080.030	M10X60	100	04110.100.060	M12X130*	50	04110.120.130
M8X35	200	04110.080.035	M10X65*	100	04110.100.065	M12X140	50	04110.120.140
M8X40	200	04110.080.040	M10X70	100	04110.100.070	M12X150	50	04110.120.150
M8X45	200	04110.080.045	M10X75*	100	04110.100.075	M12X160	25	04110.120.160
M8X50	200	04110.080.050	M10X80	100	04110.100.080	M12X170*	25	04110.120.170
M8X55	200	04110.080.055	M10X90	100	04110.100.090	M12X180*	25	04110.120.180
M8X60	200	04110.080.060	M10X100	100	04110.100.100	M12X200*	25	04110.120.200
M8X65	200	04110.080.065	M10X110	50	04110.100.110			

04110 Hexagon head screw / Zeskanttapbout / Vis à tête hexagonale filetage total ←

d x L	✉	Art.number	d x L	✉	Art.number	d x L	✉	Art.number
M14X25	100	04110.140.025	M20X45	25	04110.200.045	M24X300*	10	04110.240.300
M14X30	100	04110.140.030	M20X50	25	04110.200.050			
M14X35	100	04110.140.035	M20X55	25	04110.200.055	M27X50*	10	04110.270.050
M14X40	100	04110.140.040	M20X60	25	04110.200.060	M27X55*	10	04110.270.055
M14X45	50	04110.140.045	M20X65	25	04110.200.065	M27X60	10	04110.270.060
M14X50	50	04110.140.050	M20X70	25	04110.200.070	M27X65*	10	04110.270.065
M14X55	50	04110.140.055	M20X75*	25	04110.200.075	M27X70	10	04110.270.070
M14X60	50	04110.140.060	M20X80	25	04110.200.080	M27X75*	10	04110.270.075
M14X65*	50	04110.140.065	M20X90	25	04110.200.090	M27X80	10	04110.270.080
M14X70	50	04110.140.070	M20X100	25	04110.200.100	M27X90*	10	04110.270.090
M14X75*	50	04110.140.075	M20X110	25	04110.200.110	M27X100*	10	04110.270.100
M14X80	50	04110.140.080	M20X120	25	04110.200.120	M27X110*	10	04110.270.110
M14X90	50	04110.140.090	M20X130*	25	04110.200.130	M27X120*	10	04110.270.120
M14X100	50	04110.140.100	M20X140	25	04110.200.140	M27X130*	10	04110.270.130
M14X110*	50	04110.140.110	M20X150	25	04110.200.150	M27X140*	10	04110.270.140
M14X120	50	04110.140.120	M20X160*	25	04110.200.160	M27X150*	10	04110.270.150
M14X160*	25	04110.140.160	M20X170*	25	04110.200.170	M27X160*	10	04110.270.160
M14X200*	25	04110.140.200	M20X180*	25	04110.200.180	M27X180*	10	04110.270.180
			M20X190*	25	04110.200.190	M27X200*	10	04110.270.200
M16X20*	50	04110.160.020	M20X200	10	04110.200.200			
M16X25	50	04110.160.025	M20X210*	10	04110.200.210	M30X40*	10	04110.300.040
M16X30	50	04110.160.030	M20X220*	10	04110.200.220	M30X50*	10	04110.300.050
M16X35	50	04110.160.035	M20X240*	10	04110.200.240	M30X55*	10	04110.300.055
M16X40	50	04110.160.040	M20X260*	10	04110.200.260	M30X60	10	04110.300.060
M16X45	50	04110.160.045	M20X280*	10	04110.200.280	M30X65*	10	04110.300.065
M16X50	50	04110.160.050	M20X300*	10	04110.200.300	M30X70	10	04110.300.070
M16X55	50	04110.160.055				M30X75*	10	04110.300.075
M16X60	25	04110.160.060	M22X50	25	04110.220.050	M30X80	10	04110.300.080
M16X65	25	04110.160.065	M22X55	25	04110.220.055	M30X90	10	04110.300.090
M16X70	25	04110.160.070	M22X60	25	04110.220.060	M30X100	10	04110.300.100
M16X75	25	04110.160.075	M22X65*	25	04110.220.065	M30X110	10	04110.300.110
M16X80	25	04110.160.080	M22X70	25	04110.220.070	M30X120	10	04110.300.120
M16X90	25	04110.160.090	M22X75*	25	04110.220.075	M30X130	10	04110.300.130
M16X100	25	04110.160.100	M22X80	25	04110.220.080	M30X140	10	04110.300.140
M16X110	25	04110.160.110	M22X90*	25	04110.220.090	M30X150*	10	04110.300.150
M16X120	25	04110.160.120	M22X100	10	04110.220.100	M30X160*	10	04110.300.160
M16X130	25	04110.160.130	M22X110*	10	04110.220.110	M30X170*	10	04110.300.170
M16X140	100	04110.160.140	M22X120*	10	04110.220.120	M30X180	10	04110.300.180
M16X150	25	04110.160.150	M22X130*	10	04110.220.130	M30X190*	10	04110.300.190
M16X160	25	04110.160.160	M22X140*	10	04110.220.140	M30X200*	10	04110.300.200
M16X170*	25	04110.160.170	M22X150*	10	04110.220.150			
M16X180	25	04110.160.180	M22X200*	10	04110.220.200	M33X100	5	04110.330.100
M16X190*	25	04110.160.190				M33X160*	5	04110.330.160
M16X200	25	04110.160.200	M24X30*	25	04110.240.030	M33X200*	5	04110.330.200
M16X220*	25	04110.160.220	M24X35*	25	04110.240.035			
M16X240*	25	04110.160.240	M24X40	25	04110.240.040	M36X40*	10	04110.360.040
M16X260*	25	04110.160.260	M24X45	25	04110.240.045	M36X50*	10	04110.360.050
M16X280*	25	04110.160.280	M24X50	25	04110.240.050	M36X55*	10	04110.360.055
M16X300*	25	04110.160.300	M24X55	25	04110.240.055	M36X60*	10	04110.360.060
			M24X60	25	04110.240.060	M36X65*	10	04110.360.065
M18X30	50	04110.180.030	M24X65	25	04110.240.065	M36X70	5	04110.360.070
M18X35	50	04110.180.035	M24X70	25	04110.240.070	M36X75*	10	04110.360.075
M18X40	50	04110.180.040	M24X75*	25	04110.240.075	M36X80	5	04110.360.080
M18X45	50	04110.180.045	M24X80	25	04110.240.080	M36X90	5	04110.360.090
M18X50	50	04110.180.050	M24X90	10	04110.240.090	M36X100	5	04110.360.100
M18X55	25	04110.180.055	M24X100	10	04110.240.100	M36X110	5	04110.360.110
M18X60	25	04110.180.060	M24X110	10	04110.240.110	M36X120*	5	04110.360.120
M18X65	25	04110.180.065	M24X120	10	04110.240.120	M36X130*	5	04110.360.130
M18X70	25	04110.180.070	M24X130	10	04110.240.130	M36X140*	5	04110.360.140
M18X75*	25	04110.180.075	M24X140	10	04110.240.140	M36X150*	5	04110.360.150
M18X80	25	04110.180.080	M24X150	10	04110.240.150	M36X160*	5	04110.360.160
M18X90	25	04110.180.090	M24X160	10	04110.240.160	M36X170*	5	04110.360.170
M18X100	25	04110.180.100	M24X170*	1	04110.240.170	M36X180*	5	04110.360.180
M18X120*	25	04110.180.120	M24X180*	10	04110.240.180	M36X190*	5	04110.360.190
M18X130*	25	04110.180.130	M24X190*	10	04110.240.190	M36X200*	1	04110.360.200
M18X160	25	04110.180.160	M24X200*	10	04110.240.200			
M18X200*	25	04110.180.200	M24X210*	10	04110.240.210	M42X100	5	04110.420.100
			M24X220*	10	04110.240.220	M42X110*	5	04110.420.110
M20X30	25	04110.200.030	M24X240*	10	04110.240.240	M42X130*	5	04110.420.130
M20X35	25	04110.200.035	M24X260*	10	04110.240.260	M42X200*	5	04110.420.200
M20X40	25	04110.200.040	M24X280*	10	04110.240.280			

- Warning: electroplating of these products may cause hydrogen embrittlement.

04115 Hexagon head screw / Zeskanttapbout / Vis à tête hexagonale filetage total C01A

Thread Metric thread
Material Steel
Class 10.9
Surface treatment Zinc plated



d x L	✉	Art.number	d x L	✉	Art.number	d x L	✉	Art.number
M6X10*	500	04115.060.010				M20X240*	5	04115.200.240
M6X12*	500	04115.060.012	M14X30*	100	04115.140.030	M20X260*	5	04115.200.260
M6X16*	500	04115.060.016	M14X35*	100	04115.140.035			
M6X20*	500	04115.060.020	M14X40*	100	04115.140.040	M24X30*	25	04115.240.030
M6X22*	500	04115.060.022	M14X45*	50	04115.140.045	M24X40*	25	04115.240.040
M6X25*	500	04115.060.025	M14X50*	50	04115.140.050	M24X45*	25	04115.240.045
M6X30*	500	04115.060.030	M14X60*	50	04115.140.060	M24X50*	25	04115.240.050
M6X35*	500	04115.060.035	M14X65*	50	04115.140.065	M24X55*	25	04115.240.055
M6X40*	500	04115.060.040	M14X70*	50	04115.140.070	M24X60*	25	04115.240.060
M6X45*	200	04115.060.045	M14X80*	50	04115.140.080	M24X65*	25	04115.240.065
M6X50*	200	04115.060.050	M14X90*	50	04115.140.090	M24X70*	25	04115.240.070
M6X55*	200	04115.060.055				M24X75*	25	04115.240.075
M6X60*	200	04115.060.060	M16X20*	50	04115.160.020	M24X80*	25	04115.240.080
			M16X25*	50	04115.160.025	M24X90*	10	04115.240.090
M8X12*	200	04115.080.012	M16X30*	50	04115.160.030	M24X100*	10	04115.240.100
M8X16*	200	04115.080.016	M16X35*	50	04115.160.035	M24X110*	10	04115.240.110
M8X18*	200	04115.080.018	M16X40	50	04115.160.040	M24X120*	10	04115.240.120
M8X20	200	04115.080.020	M16X45*	50	04115.160.045	M24X130*	5	04115.240.130
M8X22*	200	04115.080.022	M16X50*	50	04115.160.050	M24X140*	5	04115.240.140
M8X25*	200	04115.080.025	M16X55	50	04115.160.055	M24X150*	5	04115.240.150
M8X30*	200	04115.080.030	M16X60*	50	04115.160.060	M24X160*	5	04115.240.160
M8X35*	200	04115.080.035	M16X65*	25	04115.160.065	M24X170*	5	04115.240.170
M8X40*	200	04115.080.040	M16X70*	25	04115.160.070	M24X180*	5	04115.240.180
M8X45*	200	04115.080.045	M16X75*	25	04115.160.075	M24X190*	5	04115.240.190
M8X50*	200	04115.080.050	M16X80*	25	04115.160.080	M24X200*	5	04115.240.200
M8X55*	200	04115.080.055	M16X90*	25	04115.160.090			
M8X60*	200	04115.080.060	M16X100*	25	04115.160.100	M27X60*	10	04115.270.060
M8X70*	200	04115.080.070	M16X110*	100	04115.160.110	M27X70*	10	04115.270.070
M8X75*	200	04115.080.075	M16X120*	25	04115.160.120	M27X80*	10	04115.270.080
M8X80*	200	04115.080.080	M16X140*	25	04115.160.140	M27X90*	10	04115.270.090
M8X100*	100	04115.080.100	M16X150*	25	04115.160.150	M27X100*	10	04115.270.100
			M16X160*	25	04115.160.160	M27X110*	10	04115.270.110
M10X12*	200	04115.100.012	M16X170*	25	04115.160.170	M27X120*	10	04115.270.120
M10X16*	200	04115.100.016	M16X180*	25	04115.160.180	M27X130*	5	04115.270.130
M10X18*	200	04115.100.018	M16X190*	25	04115.160.190	M27X140*	5	04115.270.140
M10X20*	200	04115.100.020	M16X200*	25	04115.160.200			
M10X25*	200	04115.100.025	M16X220*	15	04115.160.220	M30X40*	10	04115.300.040
M10X30*	200	04115.100.030	M16X240*	10	04115.160.240	M30X50*	10	04115.300.050
M10X35*	100	04115.100.035	M16X260*	10	04115.160.260	M30X55*	5	04115.300.055
M10X40*	100	04115.100.040	M16X280*	10	04115.160.280	M30X60*	25	04115.300.060
M10X45*	200	04115.100.045	M16X300*	10	04115.160.300	M30X65*	5	04115.300.065
M10X50*	100	04115.100.050				M30X70*	10	04115.300.070
M10X55*	100	04115.100.055	M18X40*	50	04115.180.040	M30X75*	5	04115.300.075
M10X60*	100	04115.100.060	M18X45*	50	04115.180.045	M30X80*	5	04115.300.080
M10X70*	100	04115.100.070	M18X50*	50	04115.180.050	M30X90*	5	04115.300.090
M10X75*	100	04115.100.075	M18X55*	25	04115.180.055	M30X100*	5	04115.300.100
M10X80*	100	04115.100.080	M18X60*	25	04115.180.060	M30X110*	5	04115.300.110
M10X90*	100	04115.100.090	M18X70*	25	04115.180.070	M30X130*	5	04115.300.130
M10X100*	100	04115.100.100				M30X140*	5	04115.300.140
M10X110*	50	04115.100.110	M20X30*	25	04115.200.030	M30X150*	5	04115.300.150
			M20X35*	25	04115.200.035	M30X160*	1	04115.300.160
M12X20*	100	04115.120.020	M20X40*	25	04115.200.040	M30X170*	1	04115.300.170
M12X25*	100	04115.120.025	M20X45*	25	04115.200.045	M30X180*	1	04115.300.180
M12X30*	100	04115.120.030	M20X50*	25	04115.200.050	M30X190*	1	04115.300.190
M12X35*	100	04115.120.035	M20X55*	25	04115.200.055	M30X200*	1	04115.300.200
M12X40*	100	04115.120.040	M20X60	25	04115.200.060			
M12X45*	100	04115.120.045	M20X65	25	04115.200.065	M36X40*	5	04115.360.040
M12X50*	100	04115.120.050	M20X70*	25	04115.200.070	M36X50*	5	04115.360.050
M12X55*	100	04115.120.055	M20X75*	25	04115.200.075	M36X60*	5	04115.360.060
M12X60*	100	04115.120.060	M20X80*	25	04115.200.080	M36X70*	5	04115.360.070
M12X65*	50	04115.120.065	M20X90*	25	04115.200.090	M36X80*	5	04115.360.080
M12X70*	50	04115.120.070	M20X100*	25	04115.200.100	M36X90*	1	04115.360.090
M12X75*	50	04115.120.075	M20X110*	25	04115.200.110	M36X100*	1	04115.360.100
M12X80*	50	04115.120.080	M20X120*	25	04115.200.120	M36X110*	1	04115.360.110
M12X90	50	04115.120.090	M20X130*	25	04115.200.130	M36X120*	1	04115.360.120
M12X110*	100	04115.120.110	M20X150*	25	04115.200.150	M36X130*	1	04115.360.130
M12X120*	100	04115.120.120	M20X160*	25	04115.200.160	M36X140*	1	04115.360.140
M12X130*	50	04115.120.130	M20X170*	25	04115.200.170	M36X150*	1	04115.360.150
M12X140*	50	04115.120.140	M20X180*	25	04115.200.180	M36X160*	1	04115.360.160
M12X150*	50	04115.120.150	M20X190*	25	04115.200.190	M36X170*	1	04115.360.170
M12X160*	25	04115.120.160	M20X200*	25	04115.200.200	M36X180*	1	04115.360.180
M12X180*	25	04115.120.180	M20X210*	5	04115.200.210	M36X190*	1	04115.360.190
M12X200*	25	04115.120.200	M20X220*	5	04115.200.220	M36X200*	1	04115.360.200

- Warning: electroplating of these products may cause hydrogen embrittlement.

04112 Hexagon head screw / Zeskanttapbout / Vis à tête hexagonale filetage total C01A

Thread	Metric thread	DIN	933
Material	Steel		
Class	10.9		
Surface treatment	Zinc plated		



d x L	✉	Art.number	d x L	✉	Art.number	d x L	✉	Art.number
M6X10	500	04112.060.010				M20X240*	5	04112.200.240
M6X12*	500	04112.060.012	M14X30*	100	04112.140.030	M20X260*	5	04112.200.260
M6X16	500	04112.060.016	M14X35	100	04112.140.035			
M6X20	500	04112.060.020	M14X40	100	04112.140.040	M24X30*	25	04112.240.030
M6X22	500	04112.060.022	M14X45*	50	04112.140.045	M24X40*	25	04112.240.040
M6X25	500	04112.060.025	M14X50	50	04112.140.050	M24X45*	25	04112.240.045
M6X30	500	04112.060.030	M14X60*	50	04112.140.060	M24X50*	25	04112.240.050
M6X35*	500	04112.060.035	M14X65*	50	04112.140.065	M24X55*	25	04112.240.055
M6X40	500	04112.060.040	M14X70*	50	04112.140.070	M24X60*	25	04112.240.060
M6X45*	200	04112.060.045	M14X80*	50	04112.140.080	M24X65*	25	04112.240.065
M6X50*	200	04112.060.050	M14X90*	50	04112.140.090	M24X70*	25	04112.240.070
M6X55*	200	04112.060.055				M24X75	25	04112.240.075
M6X60*	200	04112.060.060	M16X20*	50	04112.160.020	M24X80*	25	04112.240.080
			M16X25	50	04112.160.025	M24X90*	10	04112.240.090
M8X12*	200	04112.080.012	M16X30*	50	04112.160.030	M24X100*	10	04112.240.100
M8X16	200	04112.080.016	M16X35	50	04112.160.035	M24X110*	10	04112.240.110
M8X18*	200	04112.080.018	M16X40	50	04112.160.040	M24X120*	10	04112.240.120
M8X20	200	04112.080.020	M16X45	50	04112.160.045	M24X130	1	04112.240.130
M8X22*	200	04112.080.022	M16X50	50	04112.160.050	M24X140*	5	04112.240.140
M8X25	200	04112.080.025	M16X55	50	04112.160.055	M24X150*	5	04112.240.150
M8X30	200	04112.080.030	M16X60	50	04112.160.060	M24X160*	1	04112.240.160
M8X35*	200	04112.080.035	M16X65	25	04112.160.065	M24X170*	5	04112.240.170
M8X40	200	04112.080.040	M16X70	25	04112.160.070	M24X180*	5	04112.240.180
M8X45*	200	04112.080.045	M16X75*	25	04112.160.075	M24X190*	5	04112.240.190
M8X50*	200	04112.080.050	M16X80	25	04112.160.080	M24X200*	5	04112.240.200
M8X55*	200	04112.080.055	M16X90*	25	04112.160.090			
M8X60	200	04112.080.060	M16X100*	25	04112.160.100	M27X60*	10	04112.270.060
M8X70*	200	04112.080.070	M16X110*	25	04112.160.110	M27X70*	10	04112.270.070
M8X75*	200	04112.080.075	M16X120*	25	04112.160.120	M27X80*	10	04112.270.080
M8X80*	200	04112.080.080	M16X140*	25	04112.160.140	M27X90*	10	04112.270.090
M8X100*	100	04112.080.100	M16X150*	25	04112.160.150	M27X100*	10	04112.270.100
			M16X160	25	04112.160.160	M27X110*	10	04112.270.110
M10X12*	200	04112.100.012	M16X170*	25	04112.160.170	M27X120*	10	04112.270.120
M10X16	200	04112.100.016	M16X180*	25	04112.160.180	M27X130*	5	04112.270.130
M10X18*	200	04112.100.018	M16X190*	25	04112.160.190	M27X140*	5	04112.270.140
M10X20	200	04112.100.020	M16X200	25	04112.160.200			
M10X25	200	04112.100.025	M16X220*	15	04112.160.220	M30X40*	10	04112.300.040
M10X30	200	04112.100.030	M16X240*	10	04112.160.240	M30X50*	10	04112.300.050
M10X35	100	04112.100.035	M16X260*	10	04112.160.260	M30X55*	5	04112.300.055
M10X40	100	04112.100.040	M16X280*	10	04112.160.280	M30X60*	10	04112.300.060
M10X45	100	04112.100.045	M16X300*	10	04112.160.300	M30X65*	5	04112.300.065
M10X50	100	04112.100.050				M30X70*	10	04112.300.070
M10X55*	100	04112.100.055	M18X40*	50	04112.180.040	M30X75*	5	04112.300.075
M10X60	100	04112.100.060	M18X45*	50	04112.180.045	M30X80*	10	04112.300.080
M10X70	100	04112.100.070	M18X50*	50	04112.180.050	M30X90*	5	04112.300.090
M10X75*	100	04112.100.075	M18X55*	25	04112.180.055	M30X100*	5	04112.300.100
M10X80	100	04112.100.080	M18X60*	25	04112.180.060	M30X110*	5	04112.300.110
M10X90*	100	04112.100.090	M18X70*	25	04112.180.070	M30X130*	5	04112.300.130
M10X100	100	04112.100.100				M30X140*	5	04112.300.140
M10X110*	50	04112.100.110	M20X30*	25	04112.200.030	M30X150*	5	04112.300.150
			M20X35*	25	04112.200.035	M30X160*	10	04112.300.160
M12X20*	100	04112.120.020	M20X40	25	04112.200.040	M30X170*	10	04112.300.170
M12X25	100	04112.120.025	M20X45*	25	04112.200.045	M30X180*	10	04112.300.180
M12X30	100	04112.120.030	M20X50	25	04112.200.050	M30X190*	10	04112.300.190
M12X35	100	04112.120.035	M20X55*	25	04112.200.055	M30X200*	10	04112.300.200
M12X40	100	04112.120.040	M20X60	25	04112.200.060			
M12X45	100	04112.120.045	M20X65*	25	04112.200.065	M36X40*	5	04112.360.040
M12X50	100	04112.120.050	M20X70	25	04112.200.070	M36X50*	5	04112.360.050
M12X55	100	04112.120.055	M20X75	25	04112.200.075	M36X60*	5	04112.360.060
M12X65*	50	04112.120.065	M20X80	25	04112.200.080	M36X70*	5	04112.360.070
M12X70	50	04112.120.070	M20X90	25	04112.200.090	M36X80*	5	04112.360.080
M12X75*	50	04112.120.075	M20X100*	25	04112.200.100	M36X90*	10	04112.360.090
M12X80	50	04112.120.080	M20X110*	25	04112.200.110	M36X100*	5	04112.360.100
M12X90*	50	04112.120.090	M20X120*	25	04112.200.120	M36X110*	5	04112.360.110
M12X100	50	04112.120.100	M20X130*	25	04112.200.130	M36X120*	5	04112.360.120
M12X110	50	04112.120.110	M20X150*	25	04112.200.150	M36X130*	5	04112.360.130
M12X120*	50	04112.120.120	M20X160*	25	04112.200.160	M36X140*	5	04112.360.140
M12X130*	50	04112.120.130	M20X170*	25	04112.200.170	M36X150*	5	04112.360.150
M12X140*	50	04112.120.140	M20X180*	25	04112.200.180	M36X160*	5	04112.360.160
M12X150*	50	04112.120.150	M20X190*	25	04112.200.190	M36X170*	5	04112.360.170
M12X160*	25	04112.120.160	M20X200*	25	04112.200.200	M36X180*	5	04112.360.180
M12X180*	25	04112.120.180	M20X210*	5	04112.200.210	M36X190*	5	04112.360.190
M12X200*	25	04112.120.200	M20X220*	5	04112.200.220	M36X200*	5	04112.360.200

- Warning: electroplating of these products may cause hydrogen embrittlement.

04116 Hexagon head screw / Zeskanttapbout / Vis à tête hexagonale filetage total C02C

Thread Metric thread DIN 933
Material Steel
Class 10.9
Surface treatment Zinc flake Cr(VI) free - flZn/nc



d x L	✉	Art.number	d x L	✉	Art.number	d x L	✉	Art.number
M6X10	200	04116.060.010	M10X35	100	04116.100.035	M16X120*	25	04116.160.120
M6X12	200	04116.060.012	M10X60	100	04116.100.060			
M6X16	200	04116.060.016				M20X30*	25	04116.200.030
M6X20	200	04116.060.020	M12X20	100	04116.120.020	M20X35	25	04116.200.035
M6X22*	500	04116.060.022	M12X25	100	04116.120.025	M20X40	25	04116.200.040
M6X25	200	04116.060.025	M12X30	100	04116.120.030	M20X45	25	04116.200.045
M6X30	200	04116.060.030	M12X35	100	04116.120.035	M20X50	25	04116.200.050
M6X35*	200	04116.060.035	M12X40	100	04116.120.040	M20X55	25	04116.200.055
M6X40*	200	04116.060.040	M12X45	100	04116.120.045	M20X60	25	04116.200.060
M6X45*	200	04116.060.045	M12X50	100	04116.120.050	M20X65	25	04116.200.065
M6X50*	200	04116.060.050	M12X60	100	04116.120.060	M20X70	25	04116.200.070
M6X55*	200	04116.060.055				M20X75	25	04116.200.075
M6X60*	200	04116.060.060	M14X40	100	04116.140.040	M20X80	25	04116.200.080
			M14X45	50	04116.140.045	M20X90	25	04116.200.090
M8X12	200	04116.080.012	M14X50	50	04116.140.050	M20X100	25	04116.200.100
M8X16	200	04116.080.016				M20X110	25	04116.200.110
M8X20	200	04116.080.020	M16X25	50	04116.160.025	M20X120	25	04116.200.120
M8X25	200	04116.080.025	M16X30	50	04116.160.030			
M8X30	200	04116.080.030	M16X35	50	04116.160.035	M24X40*	25	04116.240.040
M8X35	200	04116.080.035	M16X40	50	04116.160.040	M24X45*	25	04116.240.045
M8X40	200	04116.080.040	M16X45	50	04116.160.045	M24X50	25	04116.240.050
M8X45	200	04116.080.045	M16X50	50	04116.160.050	M24X55*	25	04116.240.055
M8X50	200	04116.080.050	M16X55	50	04116.160.055	M24X60	25	04116.240.060
M8X55*	200	04116.080.055	M16X60	25	04116.160.060	M24X65*	25	04116.240.065
M8X60*	200	04116.080.060	M16X65	25	04116.160.065	M24X70	25	04116.240.070
M8X70*	200	04116.080.070	M16X70	25	04116.160.070	M24X75	25	04116.240.075
			M16X75*	25	04116.160.075	M24X80	25	04116.240.080
M10X16	200	04116.100.016	M16X80	25	04116.160.080	M24X90	10	04116.240.090
M10X20	200	04116.100.020	M16X90	25	04116.160.090	M24X100	10	04116.240.100
M10X25	200	04116.100.025	M16X100	25	04116.160.100	M24X110	10	04116.240.110
M10X30	200	04116.100.030	M16X110	25	04116.160.110	M24X120	10	04116.240.120

- A zinc flake coating eliminates the risk of hydrogen embrittlement.

04118 Hexagon head screw / Zeskanttapbout / Vis à tête hexagonale filetage total C01A

Thread Metric thread DIN 933
Material Steel
Class 12.9
Surface treatment Plain



d x L	✉	Art.number	d x L	✉	Art.number	d x L	✉	Art.number
M6X12*	500	04118.060.012						
M6X16	500	04118.060.016	M12X25	100	04118.120.025	M20X40	25	04118.200.040
M6X20	500	04118.060.020	M12X30	100	04118.120.030	M20X45	25	04118.200.045
M6X25	500	04118.060.025	M12X35	100	04118.120.035	M20X50	25	04118.200.050
M6X30*	500	04118.060.030	M12X40	100	04118.120.040	M20X55	25	04118.200.055
			M12X45	100	04118.120.045	M20X60	25	04118.200.060
M8X16	200	04118.080.016	M12X50	100	04118.120.050	M20X70	25	04118.200.070
M8X20	200	04118.080.020	M12X60	100	04118.120.060	M20X80	25	04118.200.080
M8X25	200	04118.080.025				M20X90	25	04118.200.090
M8X30	200	04118.080.030	M14X35	100	04118.140.035	M20X100	25	04118.200.100
M8X35	200	04118.080.035	M14X40	100	04118.140.040			
M8X40	200	04118.080.040	M14X50	50	04118.140.050	M24X50	25	04118.240.050
M8X45*	200	04118.080.045				M24X60	25	04118.240.060
M8X50	200	04118.080.050	M16X30	50	04118.160.030	M24X70	25	04118.240.070
M8X60	200	04118.080.060	M16X35	50	04118.160.035	M24X80	25	04118.240.080
			M16X40	50	04118.160.040	M24X90	10	04118.240.090
M10X20	200	04118.100.020	M16X45	50	04118.160.045	M24X100	10	04118.240.100
M10X25	200	04118.100.025	M16X50	50	04118.160.050			
M10X30	200	04118.100.030	M16X60	50	04118.160.060	M30X60	10	04118.300.060
M10X35	100	04118.100.035	M16X70	25	04118.160.070	M30X70	10	04118.300.070
M10X40	100	04118.100.040	M16X80	25	04118.160.080	M30X80	10	04118.300.080
M10X45*	100	04118.100.045	M16X90	25	04118.160.090	M30X90	10	04118.300.090
M10X50	100	04118.100.050	M16X100	25	04118.160.100	M30X100	10	04118.300.100
M10X60	100	04118.100.060						

- Warning: electroplating of these products may cause hydrogen embrittlement.

51011 Hexagon head screw / Zeskanttapbout / Vis à tête hexagonale filetage total — Q01A

Thread Metric thread
Material Stainless steel A2
Class 70



d x L	✉	Art.number	d x L	✉	Art.number	d x L	✉	Art.number
M10X16*	100	51011.100.016	M10X90*	50	51011.100.090	M12X50*	50	51011.120.050
M10X20*	100	51011.100.020	M10X100*	50	51011.100.100	M12X55*	50	51011.120.055
M10X25*	100	51011.100.025	M10X110*	50	51011.100.110	M12X60*	50	51011.120.060
M10X30*	100	51011.100.030	M10X120*	50	51011.100.120	M12X65*	50	51011.120.065
M10X35*	100	51011.100.035	M10X130*	50	51011.100.130	M12X70*	50	51011.120.070
M10X40*	100	51011.100.040	M10X140*	50	51011.100.140	M12X80*	25	51011.120.080
M10X45*	100	51011.100.045	M10X150*	50	51011.100.150	M12X90*	25	51011.120.090
M10X50*	100	51011.100.050				M12X100*	25	51011.120.100
M10X55*	50	51011.100.055	M12X25*	50	51011.120.025	M12X110*	50	51011.120.110
M10X60*	50	51011.100.060	M12X30*	50	51011.120.030	M12X120*	50	51011.120.120
M10X65*	50	51011.100.065	M12X35*	50	51011.120.035	M12X130*	50	51011.120.130
M10X70*	50	51011.100.070	M12X40*	50	51011.120.040	M12X140*	50	51011.120.140
M10X80*	50	51011.100.080	M12X45*	50	51011.120.045	M12X150*	50	51011.120.150

52012 Hexagon head screw / Zeskanttapbout / Vis à tête hexagonale filetage total — R10A

Thread Metric thread
Material Stainless steel A2 (AD-W2)
Class 70



d x L	✉	Art.number	d x L	✉	Art.number	d x L	✉	Art.number
M16X20*	50	52012.160.020	M16X200*	10	52012.160.200	M20X180*	10	52012.200.180
M16X25*	50	52012.160.025						
M16X30*	50	52012.160.030	M20X25*	25	52012.200.025	M24X50*	20	52012.240.050
M16X35*	50	52012.160.035	M20X30*	25	52012.200.030	M24X55*	20	52012.240.055
M16X40*	50	52012.160.040	M20X35*	25	52012.200.035	M24X60*	20	52012.240.060
M16X45*	50	52012.160.045	M20X40*	25	52012.200.040	M24X65*	10	52012.240.065
M16X50*	50	52012.160.050	M20X45*	25	52012.200.045	M24X80*	10	52012.240.080
M16X55*	50	52012.160.055	M20X50*	25	52012.200.050	M24X90*	10	52012.240.090
M16X60*	50	52012.160.060	M20X55*	25	52012.200.055	M24X100*	10	52012.240.100
M16X65*	50	52012.160.065	M20X60*	25	52012.200.060	M24X110*	10	52012.240.110
M16X70*	25	52012.160.070	M20X65*	25	52012.200.065	M24X120*	10	52012.240.120
M16X75*	25	52012.160.075	M20X70*	25	52012.200.070	M24X130*	10	52012.240.130
M16X80*	25	52012.160.080	M20X75*	25	52012.200.075	M24X140*	10	52012.240.140
M16X90*	25	52012.160.090	M20X80*	25	52012.200.080	M24X160*	10	52012.240.160
M16X100*	25	52012.160.100	M20X90*	25	52012.200.090	M24X180*	10	52012.240.180
M16X110*	25	52012.160.110	M20X100*	25	52012.200.100	M24X190*	10	52012.240.190
M16X120*	25	52012.160.120	M20X110*	25	52012.200.110			
M16X130*	25	52012.160.130	M20X130*	25	52012.200.130	M27X120*	10	52012.270.120
M16X140*	25	52012.160.140	M20X140*	25	52012.200.140			
M16X150*	25	52012.160.150	M20X150*	25	52012.200.150	M30X70*	10	52012.300.070
M16X160*	10	52012.160.160	M20X160*	10	52012.200.160			

- Sizes with a diameter > M24 are minimal property class 50.

51010 Hexagon head screw / Zeskanttapbout / Vis à tête hexagonale filetage total — Q01A

Thread Metric thread DIN 933
Material Stainless steel A2
Class 70



d x L	✉	Art.number	d x L	✉	Art.number	d x L	✉	Art.number
M2X3*	1.000	51010.020.003	M2,5X16	1.000	51010.025.016	M3X40	200	51010.030.040
M2X4*	1.000	51010.020.004	M2,5X18*	1.000	51010.025.018	M3X45*	500	51010.030.045
M2X5*	1.000	51010.020.005	M2,5X20*	1.000	51010.025.020	M3X50	200	51010.030.050
M2X6*	1.000	51010.020.006						
M2X8*	1.000	51010.020.008	M3X4*	1.000	51010.030.004	M4X4*	1.000	51010.040.004
M2X10*	1.000	51010.020.010	M3X5	1.000	51010.030.005	M4X5	1.000	51010.040.005
M2X12*	1.000	51010.020.012	M3X6	200	51010.030.006	M4X6	200	51010.040.006
M2X14*	1.000	51010.020.014	M3X8	200	51010.030.008	M4X8	200	51010.040.008
M2X16	1.000	51010.020.016	M3X10	200	51010.030.010	M4X10	200	51010.040.010
M2X20*	1.000	51010.020.020	M3X12	200	51010.030.012	M4X12	200	51010.040.012
			M3X14	1.000	51010.030.014	M4X14	1.000	51010.040.014
M2,5X4*	1.000	51010.025.004	M3X16	200	51010.030.016	M4X16	200	51010.040.016
M2,5X5*	1.000	51010.025.005	M3X18*	1.000	51010.030.018	M4X18	1.000	51010.040.018
M2,5X6*	1.000	51010.025.006	M3X20	200	51010.030.020	M4X20	200	51010.040.020
M2,5X8*	1.000	51010.025.008	M3X22*	1.000	51010.030.022	M4X22	500	51010.040.022
M2,5X10*	1.000	51010.025.010	M3X25	200	51010.030.025	M4X25	200	51010.040.025
M2,5X12*	1.000	51010.025.012	M3X30	200	51010.030.030	M4X30	200	51010.040.030
M2,5X14*	1.000	51010.025.014	M3X35	500	51010.030.035	M4X35	200	51010.040.035

51010 Hexagon head screw / Zeskanttapbout / Vis à tête hexagonale filetage total ←

d x L	✉	Art.number	d x L	✉	Art.number	d x L	✉	Art.number
M4X40	200	51010.040.040	M8X50	100	51010.080.050	M12X140	25	51010.120.140
M4X45	200	51010.040.045	M8X55	100	51010.080.055	M12X150	10	51010.120.150
M4X50	200	51010.040.050	M8X60	100	51010.080.060	M12X160	10	51010.120.160
M4X55	200	51010.040.055	M8X65	100	51010.080.065	M12X170	10	51010.120.170
M4X60	200	51010.040.060	M8X70	50	51010.080.070	M12X180	10	51010.120.180
M4X65	100	51010.040.065	M8X75	50	51010.080.075	M12X190*	10	51010.120.190
M4X70	100	51010.040.070	M8X80	50	51010.080.080	M12X200	10	51010.120.200
M4X75*	100	51010.040.075	M8X85	50	51010.080.085	M12X210*	10	51010.120.210
M4X80	100	51010.040.080	M8X90	50	51010.080.090	M12X220*	10	51010.120.220
			M8X95	50	51010.080.095	M12X230*	10	51010.120.230
M5X5*	500	51010.050.005	M8X100	50	51010.080.100	M12X240*	10	51010.120.240
M5X6	200	51010.050.006	M8X105*	50	51010.080.105	M12X250	10	51010.120.250
M5X8	200	51010.050.008	M8X110	25	51010.080.110			
M5X10	200	51010.050.010	M8X120	25	51010.080.120	M14X20	50	51010.140.020
M5X12	200	51010.050.012	M8X130	50	51010.080.130	M14X25	50	51010.140.025
M5X14	500	51010.050.014	M8X140	50	51010.080.140	M14X30	50	51010.140.030
M5X16	200	51010.050.016	M8X150	50	51010.080.150	M14X35	50	51010.140.035
M5X18	200	51010.050.018	M8X160	25	51010.080.160	M14X40	50	51010.140.040
M5X20	200	51010.050.020	M8X170*	25	51010.080.170	M14X45	50	51010.140.045
M5X22	500	51010.050.022	M8X180	25	51010.080.180	M14X50	50	51010.140.050
M5X25	200	51010.050.025	M8X190*	25	51010.080.190	M14X55	50	51010.140.055
M5X30	200	51010.050.030	M8X200	25	51010.080.200	M14X60	50	51010.140.060
M5X35	200	51010.050.035				M14X65	50	51010.140.065
M5X40	200	51010.050.040	M10X10	100	51010.100.010	M14X70	50	51010.140.070
M5X45	200	51010.050.045	M10X12	100	51010.100.012	M14X75	50	51010.140.075
M5X50	200	51010.050.050	M10X14	100	51010.100.014	M14X80	25	51010.140.080
M5X55	200	51010.050.055	M10X16	100	51010.100.016	M14X85*	50	51010.140.085
M5X60	200	51010.050.060	M10X18	100	51010.100.018	M14X90	50	51010.140.090
M5X65	200	51010.050.065	M10X20	100	51010.100.020	M14X100	10	51010.140.100
M5X70	200	51010.050.070	M10X22	100	51010.100.022	M14X110	25	51010.140.110
M5X75*	100	51010.050.075	M10X25	100	51010.100.025	M14X120*	25	51010.140.120
M5X80	100	51010.050.080	M10X28*	100	51010.100.028	M14X130*	25	51010.140.130
M5X85*	100	51010.050.085	M10X30	100	51010.100.030	M14X140	25	51010.140.140
M5X90*	100	51010.050.090	M10X35	100	51010.100.035	M14X150*	25	51010.140.150
M5X100	100	51010.050.100	M10X40	100	51010.100.040			
			M10X45	100	51010.100.045	M16X20	25	51010.160.020
M6X6	500	51010.060.006	M10X50	100	51010.100.050	M16X25	50	51010.160.025
M6X8	200	51010.060.008	M10X55	50	51010.100.055	M16X30	50	51010.160.030
M6X10	200	51010.060.010	M10X60	50	51010.100.060	M16X35	50	51010.160.035
M6X12	200	51010.060.012	M10X65	50	51010.100.065	M16X40	50	51010.160.040
M6X14	200	51010.060.014	M10X70	50	51010.100.070	M16X45	50	51010.160.045
M6X16	200	51010.060.016	M10X75	50	51010.100.075	M16X50	50	51010.160.050
M6X18	200	51010.060.018	M10X80	50	51010.100.080	M16X55	25	51010.160.055
M6X20	200	51010.060.020	M10X85	50	51010.100.085	M16X60	25	51010.160.060
M6X22	200	51010.060.022	M10X90	25	51010.100.090	M16X65	25	51010.160.065
M6X25	200	51010.060.025	M10X95*	50	51010.100.095	M16X70	25	51010.160.070
M6X30	200	51010.060.030	M10X100	25	51010.100.100	M16X75	25	51010.160.075
M6X35	200	51010.060.035	M10X110	25	51010.100.110	M16X80	25	51010.160.080
M6X40	200	51010.060.040	M10X120	25	51010.100.120	M16X85	25	51010.160.085
M6X45	100	51010.060.045	M10X125*	50	51010.100.125	M16X90	10	51010.160.090
M6X50	100	51010.060.050	M10X130	25	51010.100.130	M16X95	25	51010.160.095
M6X55	100	51010.060.055	M10X140	25	51010.100.140	M16X100	10	51010.160.100
M6X60	100	51010.060.060	M10X150	10	51010.100.150	M16X110	10	51010.160.110
M6X65	100	51010.060.065	M10X160	10	51010.100.160	M16X120	10	51010.160.120
M6X70	100	51010.060.070	M10X170	25	51010.100.170	M16X130	25	51010.160.130
M6X75	100	51010.060.075	M10X180	25	51010.100.180	M16X140	25	51010.160.140
M6X80	100	51010.060.080	M10X190	25	51010.100.190	M16X150	25	51010.160.150
M6X85	100	51010.060.085	M10X200	25	51010.100.200	M16X160	25	51010.160.160
M6X90	100	51010.060.090				M16X170	25	51010.160.170
M6X95	100	51010.060.095	M12X16	100	51010.120.016	M16X180	10	51010.160.180
M6X100	100	51010.060.100	M12X18*	50	51010.120.018	M16X190	10	51010.160.190
M6X110	100	51010.060.110	M12X20	100	51010.120.020	M16X200	10	51010.160.200
M6X120	50	51010.060.120	M12X22	50	51010.120.022			
M6X130	50	51010.060.130	M12X25	100	51010.120.025	M18X30	25	51010.180.030
M6X140*	50	51010.060.140	M12X30	100	51010.120.030	M18X35	25	51010.180.035
M6X150	50	51010.060.150	M12X35	100	51010.120.035	M18X40	25	51010.180.040
			M12X40	50	51010.120.040	M18X45	25	51010.180.045
M8X8	500	51010.080.008	M12X45	50	51010.120.045	M18X50	25	51010.180.050
M8X10	200	51010.080.010	M12X50	50	51010.120.050	M18X55	25	51010.180.055
M8X12	200	51010.080.012	M12X55	50	51010.120.055	M18X60	25	51010.180.060
M8X14	200	51010.080.014	M12X60	50	51010.120.060	M18X65*	25	51010.180.065
M8X16	200	51010.080.016	M12X65	50	51010.120.065	M18X70	25	51010.180.070
M8X18	200	51010.080.018	M12X70	50	51010.120.070	M18X75*	25	51010.180.075
M8X20	200	51010.080.020	M12X75	25	51010.120.075	M18X80	25	51010.180.080
M8X22	200	51010.080.022	M12X80	50	51010.120.080	M18X85*	25	51010.180.085
M8X25	200	51010.080.025	M12X85	25	51010.120.085	M18X90	25	51010.180.090
M8X27*	200	51010.080.027	M12X90	25	51010.120.090	M18X95*	25	51010.180.095
M8X28*	200	51010.080.028	M12X95*	25	51010.120.095	M18X100	25	51010.180.100
M8X30	200	51010.080.030	M12X100	25	51010.120.100	M18X110	25	51010.180.110
M8X35	200	51010.080.035	M12X110	25	51010.120.110	M18X120*	25	51010.180.120
M8X40	100	51010.080.040	M12X120	25	51010.120.120	M18X130*	25	51010.180.130
M8X45	100	51010.080.045	M12X130	25	51010.120.130	M18X140*	25	51010.180.140

51010 Hexagon head screw / Zeskanttapbout / Vis à tête hexagonale filetage total

d x L	✉	Art.number	d x L	✉	Art.number	d x L	✉	Art.number
M18X150*	25	51010.180.150				M30X70	1	51010.300.070
			M24X40	10	51010.240.040	M30X75*	10	51010.300.075
M20X25	25	51010.200.025	M24X45*	10	51010.240.045	M30X80	1	51010.300.080
M20X30	25	51010.200.030	M24X50	5	51010.240.050	M30X85*	10	51010.300.085
M20X35	25	51010.200.035	M24X55	5	51010.240.055	M30X90	1	51010.300.090
M20X40	25	51010.200.040	M24X60	5	51010.240.060	M30X95*	10	51010.300.095
M20X45	25	51010.200.045	M24X65	5	51010.240.065	M30X100	1	51010.300.100
M20X50	25	51010.200.050	M24X70	5	51010.240.070	M30X110	1	51010.300.110
M20X55	25	51010.200.055	M24X75	10	51010.240.075	M30X120	1	51010.300.120
M20X60	25	51010.200.060	M24X80	5	51010.240.080	M30X130*	10	51010.300.130
M20X65	25	51010.200.065	M24X85	10	51010.240.085	M30X140	10	51010.300.140
M20X70	25	51010.200.070	M24X90	5	51010.240.090	M30X150	10	51010.300.150
M20X75	10	51010.200.075	M24X95*	10	51010.240.095	M30X160*	5	51010.300.160
M20X80	10	51010.200.080	M24X100	5	51010.240.100	M30X170*	5	51010.300.170
M20X85	25	51010.200.085	M24X110	5	51010.240.110	M30X180*	5	51010.300.180
M20X90	10	51010.200.090	M24X120	5	51010.240.120	M30X190*	5	51010.300.190
M20X95	25	51010.200.095	M24X130	5	51010.240.130	M30X200*	5	51010.300.200
M20X100	10	51010.200.100	M24X140	5	51010.240.140			
M20X110	5	51010.200.110	M24X150	5	51010.240.150	M33X70*	10	51010.330.070
M20X120	5	51010.200.120	M24X160	10	51010.240.160	M33X80	1	51010.330.080
M20X130	5	51010.200.130	M24X170*	10	51010.240.170	M33X85*	10	51010.330.085
M20X140	5	51010.200.140	M24X180	5	51010.240.180	M33X90	1	51010.330.090
M20X150	5	51010.200.150	M24X190*	5	51010.240.190	M33X95*	10	51010.330.095
M20X160	5	51010.200.160	M24X200	5	51010.240.200	M33X100*	50	51010.330.100
M20X170	25	51010.200.170				M33X110	1	51010.330.110
M20X180	20	51010.200.180	M27X50	3	51010.270.050	M33X120	1	51010.330.120
M20X190*	20	51010.200.190	M27X55	10	51010.270.055	M33X130*	5	51010.330.130
M20X200	20	51010.200.200	M27X60	3	51010.270.060	M33X140*	5	51010.330.140
M20X250	20	51010.200.250	M27X65*	10	51010.270.065	M33X150*	5	51010.330.150
			M27X70	3	51010.270.070	M33X160*	5	51010.330.160
M22X30*	25	51010.220.030	M27X75*	10	51010.270.075	M33X170*	5	51010.330.170
M22X40*	25	51010.220.040	M27X80	3	51010.270.080	M33X180*	5	51010.330.180
M22X45*	25	51010.220.045	M27X85*	10	51010.270.085			
M22X50	10	51010.220.050	M27X90	3	51010.270.090	M36X80	1	51010.360.080
M22X55*	25	51010.220.055	M27X95*	10	51010.270.095	M36X85*	5	51010.360.085
M22X60	10	51010.220.060	M27X100	3	51010.270.100	M36X90	1	51010.360.090
M22X65*	25	51010.220.065	M27X110	3	51010.270.110	M36X95*	5	51010.360.095
M22X70	10	51010.220.070	M27X120	3	51010.270.120	M36X100	1	51010.360.100
M22X75*	25	51010.220.075	M27X130*	10	51010.270.130	M36X110	1	51010.360.110
M22X80	10	51010.220.080	M27X140*	10	51010.270.140	M36X120	1	51010.360.120
M22X85*	25	51010.220.085	M27X150*	10	51010.270.150	M36X130	1	51010.360.130
M22X90	10	51010.220.090	M27X160*	5	51010.270.160	M36X140	1	51010.360.140
M22X95*	25	51010.220.095	M27X170*	5	51010.270.170	M36X150	1	51010.360.150
M22X100	5	51010.220.100	M27X180*	5	51010.270.180	M36X160*	5	51010.360.160
M22X110*	20	51010.220.110	M27X190*	5	51010.270.190	M36X170*	5	51010.360.170
M22X120*	20	51010.220.120	M27X200*	5	51010.270.200	M36X180*	5	51010.360.180
M22X130*	20	51010.220.130				M36X200*	5	51010.360.200
M22X140*	20	51010.220.140	M30X60	1	51010.300.060			
M22X150*	10	51010.220.150	M30X65*	10	51010.300.065			

- Sizes with a diameter > M20 and sizes with a length > 8xd are minimal property class 50.

52011 Hexagon head screw / Zeskanttapbout / Vis à tête hexagonale filetage total R10A

Thread Metric thread DIN 933
Material Stainless steel A2 (AD-W2)
Class 70



d x L	✉	Art.number	d x L	✉	Art.number	d x L	✉	Art.number
M8X20*	200	52011.080.020	M10X40*	100	52011.100.040	M12X35*	100	52011.120.035
M8X25*	200	52011.080.025	M10X45*	100	52011.100.045	M12X40*	100	52011.120.040
M8X30*	200	52011.080.030	M10X50*	100	52011.100.050	M12X45*	100	52011.120.045
M8X35*	200	52011.080.035	M10X55*	100	52011.100.055	M12X50*	50	52011.120.050
M8X40*	200	52011.080.040	M10X60*	100	52011.100.060	M12X55*	50	52011.120.055
M8X80*	100	52011.080.080	M10X65*	100	52011.100.065	M12X60*	50	52011.120.060
M8X90*	100	52011.080.090	M10X70*	100	52011.100.070	M12X65*	50	52011.120.065
M8X100*	100	52011.080.100	M10X80*	50	52011.100.080	M12X70*	50	52011.120.070
M8X110*	50	52011.080.110	M10X90*	50	52011.100.090	M12X75*	50	52011.120.075
M8X130*	50	52011.080.130	M10X110*	50	52011.100.110	M12X80*	50	52011.120.080
M8X150*	50	52011.080.150	M10X120*	50	52011.100.120	M12X90*	50	52011.120.090
			M10X130*	50	52011.100.130	M12X100*	50	52011.120.100
M10X16*	100	52011.100.016	M10X140*	50	52011.100.140	M12X110*	50	52011.120.110
M10X18*	100	52011.100.018	M10X150*	50	52011.100.150	M12X120*	50	52011.120.120
M10X20*	100	52011.100.020				M12X130*	50	52011.120.130
M10X22*	100	52011.100.022	M12X16*	100	52011.120.016	M12X140*	50	52011.120.140
M10X25*	100	52011.100.025	M12X20*	100	52011.120.020	M12X150*	50	52011.120.150
M10X30*	100	52011.100.030	M12X25*	100	52011.120.025	M12X180*	50	52011.120.180
M10X35*	100	52011.100.035	M12X30*	100	52011.120.030	M12X190*	50	52011.120.190

52011 Hexagon head screw / Zeskanttapbout / Vis à tête hexagonale filetage total ←

Specific features of fasteners for pressure vessels:
- Intended for use in pressure vessels, steam appliances, equipment and flange connections at temperatures from -10 °C up to +300 °C.
- Meets the requirements of AD2000-W2, TRD106 and DIN 267-13.
- Manufacturers included in VdTÜV-Merkblatt 1253/4 are entitled to replace a certificate EN 10204 3.1 by marking the fasteners with the property class and the manufacturer's mark. This recognition is equally accepted by Lloyd's Register Energy.
- Sizes with a diameter > M20 and sizes with a length > 8xd are minimal property class 50.

53011 Hexagon head screw / Zeskanttapbout / Vis à tête hexagonale filetage total Q01A

Thread Metric thread
Material Stainless steel A2
Class 80



d x L	✉	Art.number	d x L	✉	Art.number	d x L	✉	Art.number
M10X16*	100	53011.100.016				M12X50*	50	53011.120.050
M10X20*	100	53011.100.020	M12X20*	100	53011.120.020	M12X55*	50	53011.120.055
M10X25*	100	53011.100.025	M12X25*	100	53011.120.025	M12X60*	50	53011.120.060
M10X30*	100	53011.100.030	M12X30*	50	53011.120.030	M12X65*	50	53011.120.065
M10X35*	100	53011.100.035	M12X35*	50	53011.120.035	M12X70*	50	53011.120.070
M10X45*	100	53011.100.045	M12X40*	50	53011.120.040	M12X80*	25	53011.120.080
M10X60*	50	53011.100.060	M12X45*	100	53011.120.045	M12X100*	25	53011.120.100

53012 Hexagon head screw / Zeskanttapbout / Vis à tête hexagonale filetage total Q01A

Thread Metric thread DIN 933
Material Stainless steel A2
Class 80



d x L	✉	Art.number	d x L	✉	Art.number	d x L	✉	Art.number
M6X25*	200	53012.060.025	M10X16*	100	53012.100.016	M12X60*	50	53012.120.060
M6X30*	200	53012.060.030	M10X20*	100	53012.100.020	M12X65*	50	53012.120.065
M6X40*	200	53012.060.040	M10X25*	100	53012.100.025	M12X70*	50	53012.120.070
M6X45*	100	53012.060.045	M10X30*	100	53012.100.030	M12X80*	50	53012.120.080
M6X50*	100	53012.060.050	M10X35*	100	53012.100.035	M12X85*	50	53012.120.085
M6X55*	100	53012.060.055	M10X40*	100	53012.100.040	M12X90*	50	53012.120.090
M6X60*	100	53012.060.060	M10X45*	100	53012.100.045	M12X100*	50	53012.120.100
M6X100*	100	53012.060.100	M10X50*	100	53012.100.050	M12X110*	50	53012.120.110
			M10X55*	100	53012.100.055	M12X120*	50	53012.120.120
M8X10*	200	53012.080.010	M10X60*	100	53012.100.060			
M8X12*	200	53012.080.012	M10X65*	100	53012.100.065	M14X20*	50	53012.140.020
M8X16*	200	53012.080.016	M10X70*	100	53012.100.070			
M8X20*	200	53012.080.020	M10X80*	50	53012.100.080	M16X20*	50	53012.160.020
M8X25*	200	53012.080.025	M10X90*	50	53012.100.090	M16X30*	50	53012.160.030
M8X30*	200	53012.080.030	M10X100*	50	53012.100.100	M16X40*	50	53012.160.040
M8X35*	200	53012.080.035	M10X110*	50	53012.100.110	M16X45*	50	53012.160.045
M8X40*	200	53012.080.040	M10X120*	50	53012.100.120	M16X50*	50	53012.160.050
M8X45*	100	53012.080.045				M16X55*	50	53012.160.055
M8X50*	100	53012.080.050	M12X16*	100	53012.120.016	M16X60*	50	53012.160.060
M8X55*	100	53012.080.055	M12X20*	100	53012.120.020	M16X65*	50	53012.160.065
M8X60*	100	53012.080.060	M12X25*	100	53012.120.025	M16X70*	25	53012.160.070
M8X65*	100	53012.080.065	M12X30*	100	53012.120.030	M16X80*	25	53012.160.080
M8X70*	100	53012.080.070	M12X35	100	53012.120.035	M16X90*	25	53012.160.090
M8X80*	100	53012.080.080	M12X40*	100	53012.120.040	M16X100*	25	53012.160.100
M8X90*	100	53012.080.090	M12X45*	100	53012.120.045	M16X110*	25	53012.160.110
M8X100*	100	53012.080.100	M12X50*	50	53012.120.050	M16X120*	25	53012.160.120
			M12X55*	50	53012.120.055			

55011 Hexagon head screw / Zeskanttapbout / Vis à tête hexagonale filetage total Q01A

Thread Metric thread
Material Stainless steel A4
Class 70



d x L	✉	Art.number	d x L	✉	Art.number	d x L	✉	Art.number
M10X16*	100	55011.100.016	M10X65*	50	55011.100.065			
M10X20*	100	55011.100.020	M10X70*	50	55011.100.070	M12X20*	50	55011.120.020
M10X25*	100	55011.100.025	M10X75*	50	55011.100.075	M12X25*	50	55011.120.025
M10X30*	100	55011.100.030	M10X80*	50	55011.100.080	M12X30*	50	55011.120.030
M10X35*	100	55011.100.035	M10X90*	50	55011.100.090	M12X35*	50	55011.120.035
M10X40*	100	55011.100.040	M10X100*	50	55011.100.100	M12X40*	50	55011.120.040
M10X45*	100	55011.100.045	M10X110*	50	55011.100.110	M12X45*	50	55011.120.045
M10X50*	50	55011.100.050	M10X120*	50	55011.100.120	M12X50*	50	55011.120.050
M10X55*	50	55011.100.055	M10X130*	50	55011.100.130	M12X55*	50	55011.120.055
M10X60*	50	55011.100.060	M10X140*	50	55011.100.140	M12X60*	50	55011.120.060

55011 Hexagon head screw / Zeskanttapbout / Vis à tête hexagonale filetage total ←

d x L	✉	Art.number	d x L	✉	Art.number	d x L	✉	Art.number
M12X65*	50	55011.120.065	M12X90*	25	55011.120.090	M12X130*	50	55011.120.130
M12X70*	50	55011.120.070	M12X100*	25	55011.120.100	M12X140*	50	55011.120.140
M12X75*	25	55011.120.075	M12X110*	50	55011.120.110	M12X150*	50	55011.120.150
M12X80*	25	55011.120.080	M12X120*	50	55011.120.120			

52512 Hexagon head screw / Zeskanttapbout / Vis à tête hexagonale filetage total R50A

Thread Metric thread
Material Stainless steel A4 (AD-W2)
Class 70



d x L	✉	Art.number	d x L	✉	Art.number	d x L	✉	Art.number
M16X25*	50	52512.160.025	M16X170*	10	52512.160.170	M20X140*	25	52512.200.140
M16X30*	50	52512.160.030	M16X200*	10	52512.160.200	M20X150*	25	52512.200.150
M16X35*	50	52512.160.035						
M16X40*	50	52512.160.040	M20X30*	25	52512.200.030	M24X45*	20	52512.240.045
M16X45*	50	52512.160.045	M20X35*	25	52512.200.035	M24X50*	20	52512.240.050
M16X50*	50	52512.160.050	M20X40*	25	52512.200.040	M24X55*	20	52512.240.055
M16X60*	50	52512.160.060	M20X45*	25	52512.200.045	M24X60*	20	52512.240.060
M16X65*	50	52512.160.065	M20X50*	25	52512.200.050	M24X65*	10	52512.240.065
M16X70*	25	52512.160.070	M20X55*	25	52512.200.055	M24X70*	10	52512.240.070
M16X75*	25	52512.160.075	M20X60*	25	52512.200.060	M24X75*	10	52512.240.075
M16X80*	25	52512.160.080	M20X65*	25	52512.200.065	M24X80*	10	52512.240.080
M16X85*	25	52512.160.085	M20X70*	25	52512.200.070	M24X100*	10	52512.240.100
M16X90*	25	52512.160.090	M20X75*	25	52512.200.075	M24X110*	10	52512.240.110
M16X100*	25	52512.160.100	M20X80*	25	52512.200.080	M24X120*	10	52512.240.120
M16X120*	25	52512.160.120	M20X90*	25	52512.200.090	M24X130*	10	52512.240.130
M16X130*	25	52512.160.130	M20X100*	25	52512.200.100	M24X150*	10	52512.240.150
M16X140*	25	52512.160.140	M20X110*	25	52512.200.110	M24X180*	10	52512.240.180
M16X150*	25	52512.160.150	M20X120*	25	52512.200.120			

Specific features of fasteners for pressure vessels:
- Intended for use in pressure vessels, steam appliances, equipment and flange connections at temperatures from -10 °C up to +300 °C.
- Meets the requirements of AD2000-W2, TRD106 and DIN 267-13.
- Manufacturers included in VdTÜV-Merkblatt 1253/4 are entitled to replace a certificate EN 10204 3.1 by marking the fasteners with the property class and the manufacturer's mark. This recognition is equally accepted by Lloyd's Register Energy.
- Sizes with a diameter > M24 are minimal property class 50.

55010 Hexagon head screw / Zeskanttapbout / Vis à tête hexagonale filetage total Q41A

Thread Metric thread DIN 933
Material Stainless steel A4
Class 70



d x L	✉	Art.number	d x L	✉	Art.number	d x L	✉	Art.number
M2X4*	1.000	55010.020.004	M3X30	200	55010.030.030	M5X16	200	55010.050.016
M2X5*	1.000	55010.020.005	M3X35	500	55010.030.035	M5X18	200	55010.050.018
M2X6*	1.000	55010.020.006	M3X40	500	55010.030.040	M5X20	200	55010.050.020
M2X8*	1.000	55010.020.008	M3X50*	200	55010.030.050	M5X22*	500	55010.050.022
M2X10*	1.000	55010.020.010				M5X25	200	55010.050.025
M2X12*	1.000	55010.020.012	M4X6	1.000	55010.040.006	M5X30	200	55010.050.030
M2X14*	1.000	55010.020.014	M4X8	200	55010.040.008	M5X35	200	55010.050.035
M2X16*	1.000	55010.020.016	M4X10	200	55010.040.010	M5X40	200	55010.050.040
M2X20*	1.000	55010.020.020	M4X12	200	55010.040.012	M5X45	200	55010.050.045
			M4X14	1.000	55010.040.014	M5X50	200	55010.050.050
M2,5X4*	1.000	55010.025.004	M4X16	200	55010.040.016	M5X55	200	55010.050.055
M2,5X5*	1.000	55010.025.005	M4X18	1.000	55010.040.018	M5X60	200	55010.050.060
M2,5X6*	1.000	55010.025.006	M4X20	200	55010.040.020	M5X65*	200	55010.050.065
M2,5X8*	1.000	55010.025.008	M4X22	500	55010.040.022	M5X70	100	55010.050.070
M2,5X10*	1.000	55010.025.010	M4X25	200	55010.040.025	M5X75*	100	55010.050.075
M2,5X12*	1.000	55010.025.012	M4X30	200	55010.040.030	M5X80	100	55010.050.080
M2,5X14*	1.000	55010.025.014	M4X35	200	55010.040.035	M5X85*	100	55010.050.085
M2,5X16*	1.000	55010.025.016	M4X40	200	55010.040.040	M5X90*	100	55010.050.090
M2,5X20*	1.000	55010.025.020	M4X45	200	55010.040.045	M5X95*	100	55010.050.095
			M4X50	200	55010.040.050	M5X100*	100	55010.050.100
M3X4*	1.000	55010.030.004	M4X55	200	55010.040.055			
M3X5	1.000	55010.030.005	M4X60	100	55010.040.060	M6X6*	500	55010.060.006
M3X6	1.000	55010.030.006	M4X70*	100	55010.040.070	M6X8	200	55010.060.008
M3X8	200	55010.030.008	M4X75*	100	55010.040.075	M6X10	200	55010.060.010
M3X10	200	55010.030.010	M4X80*	100	55010.040.080	M6X12	200	55010.060.012
M3X12	200	55010.030.012				M6X14	200	55010.060.014
M3X14*	1.000	55010.030.014	M5X5*	500	55010.050.005	M6X16	200	55010.060.016
M3X16	200	55010.030.016	M5X6	500	55010.050.006	M6X18	200	55010.060.018
M3X18*	1.000	55010.030.018	M5X8	200	55010.050.008	M6X20	200	55010.060.020
M3X20	200	55010.030.020	M5X10	200	55010.050.010	M6X22	200	55010.060.022
M3X22*	1.000	55010.030.022	M5X12	200	55010.050.012	M6X23*	200	55010.060.023
M3X25	200	55010.030.025	M5X14	500	55010.050.014	M6X25	200	55010.060.025

55010 Hexagon head screw / Zeskanttapbout / Vis à tête hexagonale filetage total ←

d x L	✉	Art.number	d x L	✉	Art.number	d x L	✉	Art.number
M6X30	200	55010.060.030	M10X140	25	55010.100.140	M16X150	10	55010.160.150
M6X35	200	55010.060.035	M10X150	25	55010.100.150	M16X160	10	55010.160.160
M6X40	200	55010.060.040	M10X160	10	55010.100.160	M16X170*	25	55010.160.170
M6X45	100	55010.060.045	M10X170*	25	55010.100.170	M16X180	10	55010.160.180
M6X50	100	55010.060.050	M10X180	10	55010.100.180	M16X190*	10	55010.160.190
M6X55	100	55010.060.055	M10X190*	25	55010.100.190	M16X200	10	55010.160.200
M6X60	100	55010.060.060	M10X200	10	55010.100.200			
M6X65	100	55010.060.065				M18X30*	25	55010.180.030
M6X70	100	55010.060.070	M12X16	100	55010.120.016	M18X35	25	55010.180.035
M6X75	100	55010.060.075	M12X18*	50	55010.120.018	M18X40	25	55010.180.040
M6X80	100	55010.060.080	M12X20	100	55010.120.020	M18X45	25	55010.180.045
M6X85	100	55010.060.085	M12X25	100	55010.120.025	M18X50	25	55010.180.050
M6X90	100	55010.060.090	M12X30	100	55010.120.030	M18X55	25	55010.180.055
M6X95*	100	55010.060.095	M12X35	100	55010.120.035	M18X60	25	55010.180.060
M6X100	100	55010.060.100	M12X40	50	55010.120.040	M18X65	25	55010.180.065
M6X110*	50	55010.060.110	M12X45	50	55010.120.045	M18X70	25	55010.180.070
M6X120	50	55010.060.120	M12X50	50	55010.120.050	M18X75*	25	55010.180.075
M6X130*	50	55010.060.130	M12X55	50	55010.120.055	M18X80	25	55010.180.080
M6X140*	50	55010.060.140	M12X60	50	55010.120.060	M18X85*	25	55010.180.085
M6X150*	50	55010.060.150	M12X65	50	55010.120.065	M18X90	25	55010.180.090
			M12X70	50	55010.120.070	M18X100	25	55010.180.100
M8X8*	500	55010.080.008	M12X75	25	55010.120.075	M18X110*	25	55010.180.110
M8X10	200	55010.080.010	M12X80	50	55010.120.080	M18X120*	25	55010.180.120
M8X12	200	55010.080.012	M12X85	25	55010.120.085	M18X130*	25	55010.180.130
M8X14	200	55010.080.014	M12X90	25	55010.120.090	M18X140*	25	55010.180.140
M8X16	200	55010.080.016	M12X95*	25	55010.120.095	M18X150*	25	55010.180.150
M8X18	200	55010.080.018	M12X100	25	55010.120.100			
M8X20	200	55010.080.020	M12X110	25	55010.120.110	M20X30	25	55010.200.030
M8X22	200	55010.080.022	M12X120	25	55010.120.120	M20X35	25	55010.200.035
M8X25	200	55010.080.025	M12X130	25	55010.120.130	M20X40	25	55010.200.040
M8X30	200	55010.080.030	M12X140	25	55010.120.140	M20X45	25	55010.200.045
M8X35	200	55010.080.035	M12X150	10	55010.120.150	M20X50	25	55010.200.050
M8X40	100	55010.080.040	M12X160	10	55010.120.160	M20X55	25	55010.200.055
M8X45	100	55010.080.045	M12X170*	10	55010.120.170	M20X60	25	55010.200.060
M8X50	100	55010.080.050	M12X180	10	55010.120.180	M20X65	25	55010.200.065
M8X55	100	55010.080.055	M12X190*	10	55010.120.190	M20X70	25	55010.200.070
M8X60	100	55010.080.060	M12X200	10	55010.120.200	M20X75	10	55010.200.075
M8X65	100	55010.080.065	M12X250*	10	55010.120.250	M20X80	10	55010.200.080
M8X70	50	55010.080.070				M20X85	10	55010.200.085
M8X75	50	55010.080.075	M14X20	50	55010.140.020	M20X90	10	55010.200.090
M8X80	50	55010.080.080	M14X25	50	55010.140.025	M20X95*	25	55010.200.095
M8X85*	50	55010.080.085	M14X30	50	55010.140.030	M20X100	10	55010.200.100
M8X90	50	55010.080.090	M14X35	50	55010.140.035	M20X110	5	55010.200.110
M8X95	50	55010.080.095	M14X40	50	55010.140.040	M20X120	5	55010.200.120
M8X100	50	55010.080.100	M14X45	50	55010.140.045	M20X125*	25	55010.200.125
M8X110	25	55010.080.110	M14X50	50	55010.140.050	M20X130	5	55010.200.130
M8X120	25	55010.080.120	M14X55	50	55010.140.055	M20X140	5	55010.200.140
M8X130	50	55010.080.130	M14X60	50	55010.140.060	M20X150	5	55010.200.150
M8X140	25	55010.080.140	M14X65	50	55010.140.065	M20X160	5	55010.200.160
M8X150*	50	55010.080.150	M14X70	50	55010.140.070	M20X170*	25	55010.200.170
M8X160	25	55010.080.160	M14X75*	50	55010.140.075	M20X180	5	55010.200.180
M8X170	25	55010.080.170	M14X80	25	55010.140.080	M20X190	20	55010.200.190
M8X180	25	55010.080.180	M14X85*	50	55010.140.085	M20X200	5	55010.200.200
M8X190*	25	55010.080.190	M14X90	25	55010.140.090	M20X250*	20	55010.200.250
M8X200*	25	55010.080.200	M14X100	10	55010.140.100			
			M14X110*	25	55010.140.110	M22X30*	25	55010.220.030
M10X10	100	55010.100.010	M14X120	10	55010.140.120	M22X35*	25	55010.220.035
M10X12	100	55010.100.012	M14X130*	25	55010.140.130	M22X40*	25	55010.220.040
M10X14*	100	55010.100.014	M14X140*	25	55010.140.140	M22X45*	25	55010.220.045
M10X16	100	55010.100.016	M14X150*	25	55010.140.150	M22X50	10	55010.220.050
M10X18	100	55010.100.018				M22X55*	25	55010.220.055
M10X20	100	55010.100.020	M16X20	25	55010.160.020	M22X60	10	55010.220.060
M10X22	100	55010.100.022	M16X25	50	55010.160.025	M22X65*	25	55010.220.065
M10X25	100	55010.100.025	M16X30	50	55010.160.030	M22X70	10	55010.220.070
M10X30	100	55010.100.030	M16X35	50	55010.160.035	M22X75*	25	55010.220.075
M10X35	100	55010.100.035	M16X40	50	55010.160.040	M22X80	10	55010.220.080
M10X40	100	55010.100.040	M16X45	50	55010.160.045	M22X85*	25	55010.220.085
M10X45	100	55010.100.045	M16X50	25	55010.160.050	M22X90	25	55010.220.090
M10X50	100	55010.100.050	M16X55	25	55010.160.055	M22X100*	25	55010.220.100
M10X55	50	55010.100.055	M16X60	25	55010.160.060	M22X110*	20	55010.220.110
M10X60	50	55010.100.060	M16X65	25	55010.160.065	M22X120*	20	55010.220.120
M10X65	50	55010.100.065	M16X70	25	55010.160.070	M22X130*	20	55010.220.130
M10X70	50	55010.100.070	M16X75	25	55010.160.075	M22X140*	20	55010.220.140
M10X75	50	55010.100.075	M16X80	25	55010.160.080	M22X150*	10	55010.220.150
M10X80	50	55010.100.080	M16X85	25	55010.160.085			
M10X85	50	55010.100.085	M16X90	10	55010.160.090	M24X40	10	55010.240.040
M10X90	25	55010.100.090	M16X95*	25	55010.160.095	M24X45	10	55010.240.045
M10X95*	50	55010.100.095	M16X100	10	55010.160.100	M24X50	5	55010.240.050
M10X100	25	55010.100.100	M16X110	10	55010.160.110	M24X55	5	55010.240.055
M10X110	25	55010.100.110	M16X120	10	55010.160.120	M24X60	5	55010.240.060
M10X120	25	55010.100.120	M16X130	10	55010.160.130	M24X65	5	55010.240.065
M10X130	50	55010.100.130	M16X140	10	55010.160.140	M24X70	5	55010.240.070

55010 Hexagon head screw / Zeskanttapbout / Vis à tête hexagonale filetage total

d x L	✉	Art.number	d x L	✉	Art.number	d x L	✉	Art.number
M24X75	10	55010.240.075	M27X120	3	55010.270.120	M33X75*	10	55010.330.075
M24X80	5	55010.240.080	M27X130*	10	55010.270.130	M33X80	1	55010.330.080
M24X85*	10	55010.240.085	M27X140*	10	55010.270.140	M33X85*	10	55010.330.085
M24X90	5	55010.240.090	M27X150*	10	55010.270.150	M33X90	1	55010.330.090
M24X95*	10	55010.240.095	M27X160*	5	55010.270.160	M33X100	1	55010.330.100
M24X100	5	55010.240.100	M27X170*	5	55010.270.170	M33X110*	10	55010.330.110
M24X110	5	55010.240.110	M27X180*	5	55010.270.180	M33X120	1	55010.330.120
M24X120	5	55010.240.120	M27X190*	5	55010.270.190	M33X130*	5	55010.330.130
M24X130*	10	55010.240.130				M33X140*	5	55010.330.140
M24X140	5	55010.240.140	M30X50*	10	55010.300.050	M33X150*	5	55010.330.150
M24X150	5	55010.240.150	M30X60	1	55010.300.060	M33X160*	5	55010.330.160
M24X160	3	55010.240.160	M30X65*	10	55010.300.065	M33X180*	5	55010.330.180
M24X170*	10	55010.240.170	M30X70	1	55010.300.070	M33X190*	5	55010.330.190
M24X180	3	55010.240.180	M30X75*	10	55010.300.075			
M24X190*	5	55010.240.190	M30X80	1	55010.300.080	M36X70*	5	55010.360.070
M24X200	3	55010.240.200	M30X85*	10	55010.300.085	M36X80	1	55010.360.080
			M30X90	1	55010.300.090	M36X90	1	55010.360.090
M27X50*	10	55010.270.050	M30X100	1	55010.300.100	M36X100	1	55010.360.100
M27X55*	10	55010.270.055	M30X110*	1	55010.300.110	M36X110	1	55010.360.110
M27X60	3	55010.270.060	M30X120	1	55010.300.120	M36X120	1	55010.360.120
M27X65*	10	55010.270.065	M30X130*	10	55010.300.130	M36X130*	5	55010.360.130
M27X70	3	55010.270.070	M30X140*	10	55010.300.140	M36X140*	5	55010.360.140
M27X75*	10	55010.270.075	M30X150	1	55010.300.150	M36X150*	5	55010.360.150
M27X80	3	55010.270.080	M30X160*	5	55010.300.160	M36X160*	5	55010.360.160
M27X85*	10	55010.270.085	M30X170*	5	55010.300.170	M36X170*	5	55010.360.170
M27X90	3	55010.270.090	M30X180*	5	55010.300.180	M36X180*	5	55010.360.180
M27X95*	10	55010.270.095	M30X200*	5	55010.300.200	M36X190*	5	55010.360.190
M27X100	3	55010.270.100				M36X200*	5	55010.360.200
M27X110*	10	55010.270.110	M33X70	1	55010.330.070			

- Sizes with a diameter > M20 and sizes with a length > 8xd are minimal property class 50.

52511 Hexagon head screw / Zeskanttapbout / Vis à tête hexagonale filetage total — R50A

Thread Metric thread DIN 933
Material Stainless steel A4 (AD-W2)
Class 70

RoHS



d x L	✉	Art.number	d x L	✉	Art.number	d x L	✉	Art.number
M8X25*	200	52511.080.025	M10X100*	50	52511.100.100	M12X55*	50	52511.120.055
M8X40*	200	52511.080.040	M10X120*	50	52511.100.120	M12X60*	50	52511.120.060
			M10X130*	50	52511.100.130	M12X65*	50	52511.120.065
M10X16*	100	52511.100.016	M10X140*	50	52511.100.140	M12X70*	50	52511.120.070
M10X20*	100	52511.100.020				M12X75*	50	52511.120.075
M10X25*	100	52511.100.025	M12X16*	100	52511.120.016	M12X90*	50	52511.120.090
M10X30*	100	52511.100.030	M12X20*	100	52511.120.020	M12X100*	50	52511.120.100
M10X35*	100	52511.100.035	M12X25*	100	52511.120.025	M12X120*	50	52511.120.120
M10X40*	100	52511.100.040	M12X30*	100	52511.120.030	M12X130*	50	52511.120.130
M10X50*	100	52511.100.050	M12X35*	100	52511.120.035	M12X140*	50	52511.120.140
M10X65*	100	52511.100.065	M12X40*	100	52511.120.040	M12X150*	50	52511.120.150
M10X70*	100	52511.100.070	M12X45*	100	52511.120.045	M12X160*	50	52511.120.160
M10X80*	50	52511.100.080	M12X50*	50	52511.120.050			

Specific features of fasteners for pressure vessels:
- Intended for use in pressure vessels, steam appliances, equipment and flange connections at temperatures from -10 °C up to +300 °C.
- Meets the requirements of AD2000-W2, TRD106 and DIN 267-13.
- Manufacturers included in VdTÜV-Merkblatt 1253/4 are entitled to replace a certificate EN 10204 3.1 by marking the fasteners with the property class and the manufacturer's mark. This recognition is equally accepted by Lloyd's Register Energy.
- Sizes with a diameter > M20 and sizes with a length > 8xd are minimal property class 50.

53519 Hexagon head screw / Zeskanttapbout / Vis à tête hexagonale filetage total — R11A

Thread Metric thread
Material Stainless steel A4
Class 80

RoHS



d x L	✉	Art.number	d x L	✉	Art.number	d x L	✉	Art.number
M10X16*	100	53519.100.016	M10X70*	50	53519.100.070	M12X30*	50	53519.120.030
M10X20*	100	53519.100.020	M10X75*	50	53519.100.075	M12X35*	50	53519.120.035
M10X25*	100	53519.100.025	M10X80*	50	53519.100.080	M12X40*	50	53519.120.040
M10X30*	100	53519.100.030	M10X90*	50	53519.100.090	M12X45*	50	53519.120.045
M10X35*	100	53519.100.035	M10X100*	50	53519.100.100	M12X50*	50	53519.120.050
M10X40*	100	53519.100.040	M10X110*	50	53519.100.110	M12X60*	50	53519.120.060
M10X45*	100	53519.100.045	M10X120*	50	53519.100.120	M12X65*	100	53519.120.065
M10X50*	50	53519.100.050	M10X130*	50	53519.100.130	M12X70*	50	53519.120.070
M10X55*	50	53519.100.055				M12X75*	50	53519.120.075
M10X60*	50	53519.100.060	M12X20*	50	53519.120.020	M12X80*	25	53519.120.080
M10X65*	50	53519.100.065	M12X25*	50	53519.120.025	M12X85*	50	53519.120.085

53519 Hexagon head screw / Zeskanttapbout / Vis à tête hexagonale filetage total ←

d x L	✉	Art.number	d x L	✉	Art.number
M12X90*	25	53519.120.090	M12X110*	50	53519.120.110
M12X100*	25	53519.120.100	M12X120*	50	53519.120.120

53520 Hexagon head screw / Zeskanttapbout / Vis à tête hexagonale filetage total R11A

Thread Metric thread DIN 933
Material Stainless steel A4
Class 80



d x L	✉	Art.number	d x L	✉	Art.number	d x L	✉	Art.number
M4X8	100	53520.040.008	M8X18*	200	53520.080.018	M12X85	25	53520.120.085
M4X10	100	53520.040.010	M8X20	50	53520.080.020	M12X90	25	53520.120.090
M4X12	100	53520.040.012	M8X22	200	53520.080.022	M12X95*	25	53520.120.095
M4X14*	1.000	53520.040.014	M8X25	50	53520.080.025	M12X100	25	53520.120.100
M4X16	100	53520.040.016	M8X30	50	53520.080.030	M12X110	25	53520.120.110
M4X18*	1.000	53520.040.018	M8X35	50	53520.080.035	M12X120	25	53520.120.120
M4X20	100	53520.040.020	M8X40	50	53520.080.040	M12X130*	25	53520.120.130
M4X22*	500	53520.040.022	M8X45	100	53520.080.045	M12X140*	25	53520.120.140
M4X25	100	53520.040.025	M8X50	50	53520.080.050	M12X150*	25	53520.120.150
M4X35*	200	53520.040.035	M8X55*	100	53520.080.055	M12X160	10	53520.120.160
M4X40	200	53520.040.040	M8X60	100	53520.080.060	M12X170*	10	53520.120.170
M4X45*	200	53520.040.045	M8X65	100	53520.080.065	M12X180*	10	53520.120.180
M4X50*	200	53520.040.050	M8X70	50	53520.080.070	M12X190*	10	53520.120.190
M4X60*	100	53520.040.060	M8X75	50	53520.080.075	M12X200*	10	53520.120.200
M4X70*	100	53520.040.070	M8X80	50	53520.080.080			
			M8X85*	50	53520.080.085	M14X20*	50	53520.140.020
M5X8*	500	53520.050.008	M8X90	50	53520.080.090	M14X25*	50	53520.140.025
M5X10	100	53520.050.010	M8X95*	50	53520.080.095	M14X30	50	53520.140.030
M5X12	100	53520.050.012	M8X100	50	53520.080.100	M14X35	50	53520.140.035
M5X14*	500	53520.050.014	M8X110	50	53520.080.110	M14X40	50	53520.140.040
M5X16	100	53520.050.016	M8X120*	50	53520.080.120	M14X45	50	53520.140.045
M5X18	500	53520.050.018	M8X130*	50	53520.080.130	M14X50	50	53520.140.050
M5X20	100	53520.050.020	M8X140*	50	53520.080.140	M14X55*	50	53520.140.055
M5X22*	500	53520.050.022	M8X150	50	53520.080.150	M14X60	50	53520.140.060
M5X25	100	53520.050.025	M8X160*	50	53520.080.160	M14X65*	50	53520.140.065
M5X30	100	53520.050.030	M8X170*	50	53520.080.170	M14X70*	50	53520.140.070
M5X35	200	53520.050.035				M14X75*	50	53520.140.075
M5X40	100	53520.050.040	M10X12*	100	53520.100.012	M14X80*	50	53520.140.080
M5X45*	200	53520.050.045	M10X16	50	53520.100.016	M14X90*	50	53520.140.090
M5X50*	200	53520.050.050	M10X18*	100	53520.100.018	M14X100*	50	53520.140.100
M5X55*	200	53520.050.055	M10X20	50	53520.100.020	M14X110*	25	53520.140.110
M5X60	200	53520.050.060	M10X25	50	53520.100.025	M14X120*	25	53520.140.120
M5X70*	100	53520.050.070	M10X30	50	53520.100.030	M14X130*	25	53520.140.130
M5X80*	100	53520.050.080	M10X35	50	53520.100.035	M14X150*	25	53520.140.150
M5X85*	100	53520.050.085	M10X40	50	53520.100.040			
M5X90*	100	53520.050.090	M10X45	100	53520.100.045	M16X20*	25	53520.160.020
M5X100*	100	53520.050.100	M10X50	50	53520.100.050	M16X25	25	53520.160.025
			M10X55	50	53520.100.055	M16X30	25	53520.160.030
M6X8	500	53520.060.008	M10X60	50	53520.100.060	M16X35	25	53520.160.035
M6X10	100	53520.060.010	M10X65	50	53520.100.065	M16X40	25	53520.160.040
M6X12	100	53520.060.012	M10X70	100	53520.100.070	M16X45	25	53520.160.045
M6X14*	200	53520.060.014	M10X75*	50	53520.100.075	M16X50	25	53520.160.050
M6X16	100	53520.060.016	M10X80	50	53520.100.080	M16X55	25	53520.160.055
M6X18*	200	53520.060.018	M10X85*	50	53520.100.085	M16X60	25	53520.160.060
M6X20	100	53520.060.020	M10X90	50	53520.100.090	M16X65	25	53520.160.065
M6X22*	200	53520.060.022	M10X100	50	53520.100.100	M16X70	25	53520.160.070
M6X25	100	53520.060.025	M10X110*	50	53520.100.110	M16X75	25	53520.160.075
M6X30	100	53520.060.030	M10X120	50	53520.100.120	M16X80	25	53520.160.080
M6X35	200	53520.060.035	M10X130*	50	53520.100.130	M16X85*	25	53520.160.085
M6X40	100	53520.060.040	M10X140*	50	53520.100.140	M16X90	25	53520.160.090
M6X45	100	53520.060.045	M10X150*	50	53520.100.150	M16X95*	25	53520.160.095
M6X50	100	53520.060.050	M10X160*	25	53520.100.160	M16X100	25	53520.160.100
M6X55*	100	53520.060.055	M10X180*	25	53520.100.180	M16X110	25	53520.160.110
M6X60	100	53520.060.060	M10X200*	25	53520.100.200	M16X120	25	53520.160.120
M6X65	100	53520.060.065				M16X130	25	53520.160.130
M6X70	100	53520.060.070	M12X16	50	53520.120.016	M16X140	25	53520.160.140
M6X75*	100	53520.060.075	M12X20	25	53520.120.020	M16X150	25	53520.160.150
M6X80	100	53520.060.080	M12X25	25	53520.120.025	M16X160*	25	53520.160.160
M6X85*	100	53520.060.085	M12X30	25	53520.120.030	M16X170*	25	53520.160.170
M6X90	100	53520.060.090	M12X35	25	53520.120.035	M16X180*	10	53520.160.180
M6X100	100	53520.060.100	M12X40	25	53520.120.040	M16X190*	10	53520.160.190
M6X110*	100	53520.060.110	M12X45	100	53520.120.045	M16X200*	10	53520.160.200
M6X120*	50	53520.060.120	M12X50	25	53520.120.050			
M6X150*	50	53520.060.150	M12X55	25	53520.120.055	M20X30*	25	53520.200.030
			M12X60	25	53520.120.060	M20X35*	25	53520.200.035
M8X10	500	53520.080.010	M12X65	25	53520.120.065	M20X40	10	53520.200.040
M8X12	50	53520.080.012	M12X70	25	53520.120.070	M20X45	25	53520.200.045
M8X14*	200	53520.080.014	M12X75	25	53520.120.075	M20X50	10	53520.200.050
M8X16	50	53520.080.016	M12X80	25	53520.120.080	M20X55	10	53520.200.055

53520 Hexagon head screw / Zeskanttapbout / Vis à tête hexagonale filetage total ←

d x L	✉	Art.number	d x L	✉	Art.number	d x L	✉	Art.number
M20X60	10	53520.200.060	M20X200*	20	53520.200.200	M24X130	10	53520.240.130
M20X65	25	53520.200.065				M24X140	10	53520.240.140
M20X70	25	53520.200.070	M24X40	10	53520.240.040	M24X150	10	53520.240.150
M20X75	25	53520.200.075	M24X45*	10	53520.240.045	M24X160*	10	53520.240.160
M20X80	25	53520.200.080	M24X50*	10	53520.240.050	M24X180*	5	53520.240.180
M20X85	25	53520.200.085	M24X55*	10	53520.240.055	M24X190*	5	53520.240.190
M20X90	25	53520.200.090	M24X60	10	53520.240.060	M24X200	5	53520.240.200
M20X95*	25	53520.200.095	M24X65	10	53520.240.065			
M20X100	25	53520.200.100	M24X70	10	53520.240.070	M30X70*	10	53520.300.070
M20X110	25	53520.200.110	M24X75	10	53520.240.075	M30X80*	10	53520.300.080
M20X120*	25	53520.200.120	M24X80	10	53520.240.080	M30X90*	10	53520.300.090
M20X130	25	53520.200.130	M24X85*	10	53520.240.085	M30X100*	10	53520.300.100
M20X140*	25	53520.200.140	M24X90	10	53520.240.090	M30X110*	10	53520.300.110
M20X150	25	53520.200.150	M24X95*	10	53520.240.095	M30X120*	10	53520.300.120
M20X160*	25	53520.200.160	M24X100	10	53520.240.100			
M20X170*	25	53520.200.170	M24X110	10	53520.240.110	M36X110*	5	53520.360.110
M20X180*	20	53520.200.180	M24X120	10	53520.240.120	M36X120*	5	53520.360.120

53521 Hexagon head screw / Zeskanttapbout / Vis à tête hexagonale filetage total Q41A

Thread Metric thread DIN 933
Material Stainless steel A5 (1.4571)

RoHS



d x L	✉	Art.number	d x L	✉	Art.number	d x L	✉	Art.number
M6X40*	200	53521.060.040	M12X160*	25	53521.120.160	M20X80*	25	53521.200.080
M6X100*	50	53521.060.100				M20X90*	25	53521.200.090
			M16X30*	10	53521.160.030	M20X95*	25	53521.200.095
M8X20*	200	53521.080.020	M16X35*	25	53521.160.035	M20X100*	25	53521.200.100
M8X25*	100	53521.080.025	M16X40*	25	53521.160.040	M20X110*	25	53521.200.110
M8X40*	100	53521.080.040	M16X45*	25	53521.160.045	M20X120*	25	53521.200.120
M8X50*	100	53521.080.050	M16X50*	25	53521.160.050	M20X140*	25	53521.200.140
			M16X55*	25	53521.160.055	M20X160*	25	53521.200.160
M10X20*	100	53521.100.020	M16X60*	25	53521.160.060	M20X200*	10	53521.200.200
M10X25*	100	53521.100.025	M16X65*	25	53521.160.065	M20X240*	10	53521.200.240
M10X30	100	53521.100.030	M16X70*	25	53521.160.070			
M10X35*	100	53521.100.035	M16X75*	25	53521.160.075	M24X30*	10	53521.240.030
M10X40*	100	53521.100.040	M16X80*	25	53521.160.080	M24X35*	10	53521.240.035
M10X50*	50	53521.100.050	M16X85*	25	53521.160.085	M24X40*	10	53521.240.040
M10X55*	50	53521.100.055	M16X90*	25	53521.160.090	M24X45*	10	53521.240.045
M10X60*	50	53521.100.060	M16X95*	25	53521.160.095	M24X50*	10	53521.240.050
M10X70*	50	53521.100.070	M16X100*	25	53521.160.100	M24X55*	10	53521.240.055
M10X80*	50	53521.100.080	M16X110*	25	53521.160.110	M24X60*	10	53521.240.060
M10X90*	50	53521.100.090	M16X120*	25	53521.160.120	M24X65*	10	53521.240.065
M10X100*	50	53521.100.100	M16X130*	25	53521.160.130	M24X70*	10	53521.240.070
			M16X135*	25	53521.160.135	M24X75*	10	53521.240.075
M12X15*	25	53521.120.015	M16X140*	25	53521.160.140	M24X85*	10	53521.240.085
M12X20*	50	53521.120.020	M16X160*	25	53521.160.160	M24X90*	10	53521.240.090
M12X25*	50	53521.120.025	M16X200*	10	53521.160.200	M24X95*	10	53521.240.095
M12X30*	50	53521.120.030	M16X240*	10	53521.160.240	M24X100*	10	53521.240.100
M12X35*	50	53521.120.035				M24X110*	10	53521.240.110
M12X40*	50	53521.120.040	M20X30*	25	53521.200.030	M24X120*	10	53521.240.120
M12X45*	50	53521.120.045	M20X35*	25	53521.200.035	M24X130*	10	53521.240.130
M12X50*	50	53521.120.050	M20X40*	25	53521.200.040	M24X140*	10	53521.240.140
M12X55*	50	53521.120.055	M20X45*	25	53521.200.045	M24X150*	10	53521.240.150
M12X60*	50	53521.120.060	M20X50*	25	53521.200.050	M24X160*	10	53521.240.160
M12X70*	50	53521.120.070	M20X55*	25	53521.200.055	M24X170*	10	53521.240.170
M12X75*	25	53521.120.075	M20X60*	25	53521.200.060	M24X180*	5	53521.240.180
M12X80*	25	53521.120.080	M20X65*	25	53521.200.065	M24X190*	5	53521.240.190
M12X90*	25	53521.120.090	M20X70*	25	53521.200.070	M24X200*	5	53521.240.200
M12X100*	25	53521.120.100	M20X75*	25	53521.200.075			

52010 Hexagon head screw / Zeskanttapbout / Vis à tête hexagonale filetage total Q61A

Thread Metric thread DIN 933
Material Stainless steel D6 (1.4462)

RoHS



d x L	✉	Art.number	d x L	✉	Art.number	d x L	✉	Art.number
M6X20*	100	52010.060.020	M6X55*	50	52010.060.055	M8X20*	100	52010.080.020
M6X25*	100	52010.060.025	M6X60*	50	52010.060.060	M8X25*	50	52010.080.025
M6X30*	100	52010.060.030	M6X70*	50	52010.060.070	M8X30*	50	52010.080.030
M6X35*	100	52010.060.035	M6X80*	50	52010.060.080	M8X35*	50	52010.080.035
M6X40*	100	52010.060.040	M6X90*	50	52010.060.090	M8X40*	50	52010.080.040
M6X45*	100	52010.060.045				M8X50*	50	52010.080.050
M6X50*	50	52010.060.050						

52010 Hexagon head screw / Zeskanttapbout / Vis à tête hexagonale filetage total ←

d x L	✉	Art.number	d x L	✉	Art.number	d x L	✉	Art.number
M8X60*	50	52010.080.060	M12X120*	10	52010.120.120	M20X65*	5	52010.200.065
M8X70*	25	52010.080.070	M12X130*	10	52010.120.130	M20X70*	5	52010.200.070
M8X100*	25	52010.080.100	M12X180*	5	52010.120.180	M20X75*	5	52010.200.075
						M20X80*	5	52010.200.080
M10X20*	50	52010.100.020	M16X20*	25	52010.160.020	M20X90*	3	52010.200.090
M10X25*	50	52010.100.025	M16X30*	10	52010.160.030	M20X95*	3	52010.200.095
M10X30*	50	52010.100.030	M16X35*	10	52010.160.035	M20X100*	3	52010.200.100
M10X35*	50	52010.100.035	M16X40*	10	52010.160.040	M20X110*	3	52010.200.110
M10X40*	25	52010.100.040	M16X45*	10	52010.160.045	M20X120*	3	52010.200.120
M10X45*	25	52010.100.045	M16X50*	10	52010.160.050	M20X130*	3	52010.200.130
M10X50*	25	52010.100.050	M16X55*	10	52010.160.055	M20X140*	2	52010.200.140
M10X55*	25	52010.100.055	M16X60*	5	52010.160.060	M20X150*	2	52010.200.150
M10X60*	25	52010.100.060	M16X65*	5	52010.160.065	M20X160*	2	52010.200.160
M10X65*	25	52010.100.065	M16X70*	5	52010.160.070	M20X170*	2	52010.200.170
M10X70*	25	52010.100.070	M16X75*	5	52010.160.075	M20X200*	2	52010.200.200
M10X80*	25	52010.100.080	M16X80*	5	52010.160.080	M20X240*	1	52010.200.240
M10X85*	25	52010.100.085	M16X85*	5	52010.160.085			
M10X90*	25	52010.100.090	M16X90*	5	52010.160.090	M24X40*	5	52010.240.040
M10X100*	25	52010.100.100	M16X95*	5	52010.160.095	M24X45*	3	52010.240.045
M10X110*	25	52010.100.110	M16X100*	5	52010.160.100	M24X50*	3	52010.240.050
M10X120*	5	52010.100.120	M16X110*	5	52010.160.110	M24X55*	3	52010.240.055
			M16X120*	5	52010.160.120	M24X60*	3	52010.240.060
M12X25*	25	52010.120.025	M16X130*	5	52010.160.130	M24X65*	3	52010.240.065
M12X30*	25	52010.120.030	M16X140*	5	52010.160.140	M24X70*	3	52010.240.070
M12X35*	25	52010.120.035	M16X160*	3	52010.160.160	M24X75*	2	52010.240.075
M12X40*	25	52010.120.040	M16X170*	3	52010.160.170	M24X80*	2	52010.240.080
M12X45*	25	52010.120.045	M16X180*	3	52010.160.180	M24X85*	2	52010.240.085
M12X50*	25	52010.120.050	M16X200*	3	52010.160.200	M24X90*	2	52010.240.090
M12X55*	25	52010.120.055	M16X240*	2	52010.160.240	M24X100*	2	52010.240.100
M12X60*	25	52010.120.060				M24X110*	2	52010.240.110
M12X65*	25	52010.120.065	M20X30*	5	52010.200.030	M24X120*	2	52010.240.120
M12X70*	25	52010.120.070	M20X35*	5	52010.200.035	M24X130*	2	52010.240.130
M12X75*	10	52010.120.075	M20X40*	5	52010.200.040	M24X140*	2	52010.240.140
M12X80*	10	52010.120.080	M20X45*	5	52010.200.045	M24X150*	2	52010.240.150
M12X90*	10	52010.120.090	M20X50*	5	52010.200.050	M24X160*	1	52010.240.160
M12X100*	10	52010.120.100	M20X55*	5	52010.200.055			
M12X110*	10	52010.120.110	M20X60*	5	52010.200.060	M27X120*	1	52010.270.120

53010 Hexagon head screw / Zeskanttapbout / Vis à tête hexagonale filetage total Q71A

Thread Metric thread DIN 933
Material Stainless steel A8 (1.4529)



d x L	✉	Art.number	d x L	✉	Art.number	d x L	✉	Art.number
M6X20*	100	53010.060.020	M10X60*	25	53010.100.060	M16X100*	5	53010.160.100
M6X25*	50	53010.060.025	M10X70*	25	53010.100.070	M16X110*	3	53010.160.110
M6X30*	50	53010.060.030	M10X80*	10	53010.100.080	M16X120*	3	53010.160.120
M6X35*	50	53010.060.035	M10X100*	10	53010.100.100	M16X140*	3	53010.160.140
M6X40*	50	53010.060.040				M16X160*	2	53010.160.160
M6X50*	50	53010.060.050	M12X20*	25	53010.120.020	M16X200*	2	53010.160.200
			M12X25*	25	53010.120.025			
M8X20*	50	53010.080.020	M12X30*	25	53010.120.030	M20X40*	5	53010.200.040
M8X25*	25	53010.080.025	M12X35*	25	53010.120.035	M20X50*	3	53010.200.050
M8X30*	25	53010.080.030	M12X40*	25	53010.120.040	M20X60*	3	53010.200.060
M8X35*	25	53010.080.035	M12X60*	10	53010.120.060	M20X70*	3	53010.200.070
M8X40*	25	53010.080.040	M12X70*	10	53010.120.070	M20X80*	3	53010.200.080
M8X50*	25	53010.080.050	M12X80*	10	53010.120.080	M20X90*	2	53010.200.090
M8X60*	25	53010.080.060	M12X90*	10	53010.120.090	M20X100*	2	53010.200.100
M8X70*	25	53010.080.070	M12X100*	5	53010.120.100	M20X120*	2	53010.200.120
M8X80*	25	53010.080.080				M20X140*	2	53010.200.140
M8X90*	25	53010.080.090	M16X25*	10	53010.160.025	M20X150*	1	53010.200.150
M8X100*	10	53010.080.100	M16X30*	10	53010.160.030			
			M16X40*	5	53010.160.040	M24X50*	2	53010.240.050
M10X20*	25	53010.100.020	M16X45*	5	53010.160.045	M24X60*	2	53010.240.060
M10X25*	25	53010.100.025	M16X50*	5	53010.160.050	M24X70*	2	53010.240.070
M10X30*	25	53010.100.030	M16X55*	5	53010.160.055	M24X80*	2	53010.240.080
M10X35*	25	53010.100.035	M16X60*	5	53010.160.060	M24X100*	1	53010.240.100
M10X40*	25	53010.100.040	M16X70*	5	53010.160.070	M24X120*	1	53010.240.120
M10X45*	25	53010.100.045	M16X80*	5	53010.160.080			
M10X50*	25	53010.100.050	M16X90*	5	53010.160.090			

53522 Hexagon head screw / Zeskanttapbout / Vis à tête hexagonale filetage total — Q41A

Thread Metric thread DIN 933
Material Stainless steel 1.4828



d x L	✉	Art.number	d x L	✉	Art.number	d x L	✉	Art.number
M12X16*	50	53522.120.016	M12X40*	50	53522.120.040	M12X55*	50	53522.120.055

46011 Hexagon head screw / Zeskanttapbout / Vis à tête hexagonale filetage total — M01A

Thread Metric thread
Material Brass CU2/CU3



d x L	✉	Art.number	d x L	✉	Art.number	d x L	✉	Art.number
M10X10*	100	46011.100.010	M10X60*	100	46011.100.060	M12X35*	50	46011.120.035
M10X12*	100	46011.100.012	M10X65*	100	46011.100.065	M12X40*	50	46011.120.040
M10X16*	100	46011.100.016	M10X70*	100	46011.100.070	M12X45*	50	46011.120.045
M10X20*	100	46011.100.020	M10X80*	100	46011.100.080	M12X50*	50	46011.120.050
M10X25*	100	46011.100.025	M10X100*	50	46011.100.100	M12X55*	50	46011.120.055
M10X30*	100	46011.100.030				M12X60*	50	46011.120.060
M10X35*	100	46011.100.035	M12X16*	50	46011.120.016	M12X70*	50	46011.120.070
M10X40*	100	46011.100.040	M12X20*	50	46011.120.020	M12X80*	50	46011.120.080
M10X45*	100	46011.100.045	M12X25*	50	46011.120.025	M12X90*	50	46011.120.090
M10X50*	100	46011.100.050	M12X30*	50	46011.120.030	M12X100*	50	46011.120.100

46010 Hexagon head screw / Zeskanttapbout / Vis à tête hexagonale filetage total — M01A

Thread Metric thread DIN 933
Material Brass CU2/CU3



d x L	✉	Art.number	d x L	✉	Art.number	d x L	✉	Art.number
M4X6*	100	46010.040.006	M6X50	200	46010.060.050	M12X16*	50	46010.120.016
M4X8*	100	46010.040.008	M6X60	100	46010.060.060	M12X20	50	46010.120.020
M4X10	200	46010.040.010				M12X25	50	46010.120.025
M4X12	200	46010.040.012	M8X10*	100	46010.080.010	M12X30	50	46010.120.030
M4X16	200	46010.040.016	M8X12	100	46010.080.012	M12X35	50	46010.120.035
M4X20	200	46010.040.020	M8X16	100	46010.080.016	M12X40	25	46010.120.040
M4X25	200	46010.040.025	M8X20	100	46010.080.020	M12X45	50	46010.120.045
M4X30	200	46010.040.030	M8X25	100	46010.080.025	M12X50	25	46010.120.050
M4X35*	100	46010.040.035	M8X30	100	46010.080.030	M12X55*	50	46010.120.055
M4X40	100	46010.040.040	M8X35	100	46010.080.035	M12X60	25	46010.120.060
M4X50*	100	46010.040.050	M8X40	100	46010.080.040	M12X70	25	46010.120.070
M4X60*	100	46010.040.060	M8X45	100	46010.080.045	M12X80	25	46010.120.080
			M8X50	100	46010.080.050	M12X90	25	46010.120.090
M5X8	100	46010.050.008	M8X55*	100	46010.080.055	M12X100*	50	46010.120.100
M5X10	200	46010.050.010	M8X60	100	46010.080.060			
M5X12	200	46010.050.012	M8X65*	100	46010.080.065	M16X20*	50	46010.160.020
M5X16	200	46010.050.016	M8X70	100	46010.080.070	M16X25*	50	46010.160.025
M5X20	200	46010.050.020	M8X80*	100	46010.080.080	M16X30	25	46010.160.030
M5X25	200	46010.050.025	M8X90*	100	46010.080.090	M16X35*	50	46010.160.035
M5X30	200	46010.050.030				M16X40	25	46010.160.040
M5X35*	100	46010.050.035	M10X10*	100	46010.100.010	M16X45*	25	46010.160.045
M5X40	200	46010.050.040	M10X12*	100	46010.100.012	M16X50	10	46010.160.050
M5X45*	100	46010.050.045	M10X16	100	46010.100.016	M16X55*	25	46010.160.055
M5X50*	100	46010.050.050	M10X20	50	46010.100.020	M16X60	10	46010.160.060
M5X60*	100	46010.050.060	M10X25	50	46010.100.025	M16X65*	10	46010.160.065
			M10X30	50	46010.100.030	M16X70	10	46010.160.070
M6X8*	100	46010.060.008	M10X35	50	46010.100.035	M16X80	10	46010.160.080
M6X10	200	46010.060.010	M10X40	50	46010.100.040	M16X90	10	46010.160.090
M6X12	200	46010.060.012	M10X45	50	46010.100.045	M16X100	10	46010.160.100
M6X16	200	46010.060.016	M10X50	50	46010.100.050			
M6X20	200	46010.060.020	M10X60	50	46010.100.060	M20X30*	10	46010.200.030
M6X25	200	46010.060.025	M10X65*	100	46010.100.065	M20X40*	10	46010.200.040
M6X30	200	46010.060.030	M10X70	50	46010.100.070	M20X50*	10	46010.200.050
M6X35	100	46010.060.035	M10X80*	100	46010.100.080	M20X60*	10	46010.200.060
M6X40	200	46010.060.040	M10X100*	50	46010.100.100	M20X80*	10	46010.200.080
M6X45	200	46010.060.045				M20X100*	10	46010.200.100

46060 Hexagon head screw / Zeskanttapbout / Vis à tête hexagonale filetage total — M01A

Thread Metric thread DIN 933
Material Brass CU2/CU3
Surface treatment Nickel plated



d x L	✉	Art.number	d x L	✉	Art.number	d x L	✉	Art.number
M4X8	200	46060.040.008				M8X40	100	46060.080.040
M4X10	200	46060.040.010	M6X10	200	46060.060.010	M8X45	100	46060.080.045
M4X12	200	46060.040.012	M6X12	200	46060.060.012	M8X50	100	46060.080.050
M4X16	200	46060.040.016	M6X16	200	46060.060.016			
M4X20	200	46060.040.020	M6X20	200	46060.060.020	M10X16	50	46060.100.016
M4X25	200	46060.040.025	M6X25	200	46060.060.025	M10X20	50	46060.100.020
M4X30	200	46060.040.030	M6X30	200	46060.060.030	M10X25	50	46060.100.025
M4X40	200	46060.040.040	M6X35	200	46060.060.035	M10X30	50	46060.100.030
			M6X40	200	46060.060.040	M10X35	50	46060.100.035
M5X10	200	46060.050.010	M6X50	200	46060.060.050	M10X40	50	46060.100.040
M5X12	200	46060.050.012	M6X60	100	46060.060.060	M10X45	50	46060.100.045
M5X16	200	46060.050.016				M10X50	50	46060.100.050
M5X20	200	46060.050.020	M8X12	100	46060.080.012	M10X60	50	46060.100.060
M5X25	200	46060.050.025	M8X16	100	46060.080.016	M10X70	25	46060.100.070
M5X30	200	46060.050.030	M8X20	100	46060.080.020			
M5X40	200	46060.050.040	M8X25	100	46060.080.025	M12X40	25	46060.120.040
M5X45	200	46060.050.045	M8X30	100	46060.080.030			
M5X50	200	46060.050.050	M8X35	100	46060.080.035			

45810 Hexagon head screw / Zeskanttapbout / Vis à tête hexagonale filetage total — M11A

Thread Metric thread DIN 933
Material Kuprodur CU5
Class 60



d x L	✉	Art.number	d x L	✉	Art.number	d x L	✉	Art.number
M6X16	100	45810.060.016	M8X40	100	45810.080.040	M12X30	25	45810.120.030
M6X20	100	45810.060.020				M12X35	25	45810.120.035
M6X25	100	45810.060.025	M10X20	50	45810.100.020	M12X40	25	45810.120.040
M6X30	100	45810.060.030	M10X25	50	45810.100.025	M12X50	25	45810.120.050
			M10X30	50	45810.100.030	M12X60	25	45810.120.060
M8X20	100	45810.080.020	M10X35	50	45810.100.035			
M8X25	100	45810.080.025	M10X40	50	45810.100.040	M16X35	10	45810.160.035
M8X30	100	45810.080.030	M10X45	50	45810.100.045	M16X40	10	45810.160.040
M8X35	100	45810.080.035				M16X50	10	45810.160.050

45010 Hexagon head screw / Zeskanttapbout / Vis à tête hexagonale filetage total — W01A

Thread Metric thread DIN 933
Material Aluminium
Class P40



d x L	✉	Art.number	d x L	✉	Art.number	d x L	✉	Art.number
M6X10	100	45010.060.010						
M6X16	100	45010.060.016	M8X25	100	45010.080.025	M10X30	100	45010.100.030
M6X25	100	45010.060.025	M8X35	100	45010.080.035	M10X40	100	45010.100.040
M6X30	100	45010.060.030	M8X50	100	45010.080.050	M10X50	100	45010.100.050
M6X40	100	45010.060.040	M8X60	200	45010.080.060			
M6X50	100	45010.060.050	M8X70	100	45010.080.070			

45210 Hexagon head screw / Zeskanttapbout / Vis à tête hexagonale filetage total — W01A

Thread Metric thread DIN 933
Material Aluminium
Class P60
Surface treatment Anodized



d x L	✉	Art.number	d x L	✉	Art.number	d x L	✉	Art.number
M5X16	200	45210.050.016	M8X25	100	45210.080.025	M12X50	50	45210.120.050
M5X25	200	45210.050.025	M8X30	100	45210.080.030	M12X60	50	45210.120.060
M5X30	200	45210.050.030	M8X40	100	45210.080.040	M12X70	25	45210.120.070
M5X40	200	45210.050.040				M12X80	25	45210.120.080
			M10X20	100	45210.100.020			
M6X40	200	45210.060.040	M10X30	100	45210.100.030	M16X30	25	45210.160.030
			M10X70	50	45210.100.070	M16X35	25	45210.160.035
M8X15	100	45210.080.015						
M8X20	100	45210.080.020	M12X40	50	45210.120.040			

45910 Hexagon head screw / Zeskanttapbout / Vis à tête hexagonale filetage total W01A

Thread	Metric thread	DIN	933
Material	Titanium		
Class	Gr.2		



d x L	✉	Art.number	d x L	✉	Art.number	d x L	✉	Art.number
M6X20	10	45910.060.020	M8X30	10	45910.080.030	M10X20	10	45910.100.020
M6X30	10	45910.060.030	M8X40	10	45910.080.040	M10X30	10	45910.100.030
M6X40	10	45910.060.040	M8X50	10	45910.080.050	M10X40	5	45910.100.040
						M10X50	5	45910.100.050
M8X20	10	45910.080.020						

- Titanium Grade 2 (3.7035), due to the high content of pure titanium, performs excellently in those extremely corrosive environments where other materials such as e.g. stainless steel fail.

56100 Hexagon head screw / Zeskanttapbout / Vis à tête hexagonale filetage total W02A

Thread	Metric thread	DIN	≈933
Material	Plastic Polyamide (nylon)	ISO	≈4017
Class	6.6	NF	≈E25-114
Color	White	NEN	≈1568
		ASME	≈B18.2.3.1M



d x L	✉	Art.number	d x L	✉	Art.number	d x L	✉	Art.number
M3X10	200	56100.030.010	M6X12	50	56100.060.012	M10X25	25	56100.100.025
M3X16	200	56100.030.016	M6X16	50	56100.060.016	M10X30	25	56100.100.030
M3X20	200	56100.030.020	M6X20	50	56100.060.020	M10X40	25	56100.100.040
M3X25	200	56100.030.025	M6X25	50	56100.060.025	M10X50	25	56100.100.050
			M6X30	50	56100.060.030	M10X60	25	56100.100.060
M4X10	200	56100.040.010	M6X40	50	56100.060.040			
M4X12	200	56100.040.012	M6X50	50	56100.060.050	M12X20	25	56100.120.020
M4X16	200	56100.040.016				M12X30	25	56100.120.030
M4X20	200	56100.040.020	M8X16	50	56100.080.016	M12X40	25	56100.120.040
M4X30	200	56100.040.030	M8X20	50	56100.080.020	M12X50	25	56100.120.050
			M8X25	50	56100.080.025	M12X60	25	56100.120.060
M5X10	100	56100.050.010	M8X30	50	56100.080.030	M12X80	25	56100.120.080
M5X12	100	56100.050.012	M8X35	50	56100.080.035			
M5X16	100	56100.050.016	M8X40	50	56100.080.040	M16X30	25	56100.160.030
M5X20	100	56100.050.020	M8X50	50	56100.080.050	M16X40	25	56100.160.040
M5X25	100	56100.050.025	M8X60	50	56100.080.060	M16X50	25	56100.160.050
M5X30	100	56100.050.030	M8X70	50	56100.080.070	M16X60	25	56100.160.060
M5X50	100	56100.050.050						
			M10X20	25	56100.100.020	M20X35	1	56100.200.035
M6X10	50	56100.060.010						

Slotted hexagon head screw

Zeskanttapbout met zaaggleuf / Vis à tête hexagonale, fendue, filetage total

DIN ≈933

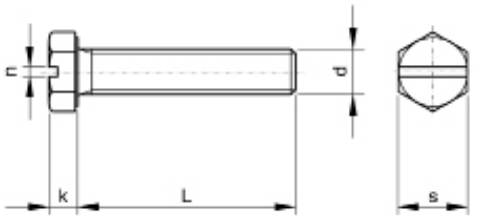



Technical Data

d	k	n	P	s
M3	2	0.8	0.50	5.5
M4	2.8	1	0.70	7
M5	3.5	1.2	0.80	8
M6	4	1.6	1.00	10
M8	5.3	2	1.25	13
M10	6.4	2.5	1.50	17

Article groups

Thread	Driving features	Material	Class	Surface treatment	Code	Page
M	Hexagon slotted	St.	8.8	ZPL	01238	1-61
M	Hexagon slotted	St.st. A2	70		51012	1-61
M	Hexagon slotted	St.st. A4	70		55012	1-62

01238 **Slotted hexagon head screw / Zeskanttapbout met zaaggleuf / Vis à tête hexagonale, fendue, filetage total** **A05A**

Thread Metric thread
Material Steel
Class 8.8
Surface treatment Zinc plated



d x L	✉	Art.number	d x L	✉	Art.number	d x L	✉	Art.number
M4X6*	500	01238.040.006	M5X12*	500	01238.050.012	M6X22*	500	01238.060.022
M4X8*	500	01238.040.008	M5X16*	500	01238.050.016	M6X25*	500	01238.060.025
M4X10*	500	01238.040.010	M5X20*	500	01238.050.020	M6X30*	500	01238.060.030
M4X12*	500	01238.040.012	M5X25*	500	01238.050.025			
M4X16*	500	01238.040.016				M8X12*	200	01238.080.012
M4X20*	500	01238.040.020	M6X10*	500	01238.060.010	M8X16	200	01238.080.016
			M6X12*	500	01238.060.012	M8X20*	200	01238.080.020
M5X8*	500	01238.050.008	M6X16	500	01238.060.016	M8X25	200	01238.080.025
M5X10*	500	01238.050.010	M6X20*	500	01238.060.020	M8X30	200	01238.080.030

51012 **Slotted hexagon head screw / Zeskanttapbout met zaaggleuf / Vis à tête hexagonale, fendue, filetage total** **Q01A**

Thread Metric thread
Material Stainless steel A2
Class 70



d x L	✉	Art.number	d x L	✉	Art.number	d x L	✉	Art.number
M3X10*	1.000	51012.030.010	M5X14*	500	51012.050.014	M6X20	200	51012.060.020
			M5X16	200	51012.050.016	M6X25	200	51012.060.025
M4X8	200	51012.040.008	M5X18*	500	51012.050.018	M6X30	200	51012.060.030
M4X10	200	51012.040.010	M5X20	200	51012.050.020	M6X35	200	51012.060.035
M4X12	200	51012.040.012	M5X25	200	51012.050.025	M6X40	200	51012.060.040
M4X16*	500	51012.040.016	M5X30	200	51012.050.030	M6X50*	200	51012.060.050
M4X20	500	51012.040.020	M5X35*	500	51012.050.035			
M4X25*	500	51012.040.025	M5X40*	500	51012.050.040	M8X16*	200	51012.080.016
M4X30*	500	51012.040.030				M8X20*	200	51012.080.020
M4X35*	500	51012.040.035	M6X8*	500	51012.060.008	M8X25	100	51012.080.025
M4X60*	500	51012.040.060	M6X10*	500	51012.060.010	M8X30*	100	51012.080.030
			M6X12	200	51012.060.012	M8X35*	200	51012.080.035
M5X8*	500	51012.050.008	M6X14*	500	51012.060.014	M8X40	100	51012.080.040
M5X10*	500	51012.050.010	M6X16	200	51012.060.016			
M5X12	500	51012.050.012	M6X18*	200	51012.060.018	M10X50*	200	51012.100.050

55012 **Slotted hexagon head screw / Zeskanttapbout met zaaggleuf / Vis à tête hexagonale, fendue, filetage total** **Q41A**

Thread	Metric thread
Material	Stainless steel A4
Class	70



d x L	✉	Art.number	d x L	✉	Art.number	d x L	✉	Art.number
M3X12*	1.000	55012.030.012	M5X20*	500	55012.050.020	M6X25*	200	55012.060.025
			M5X25*	500	55012.050.025	M6X30*	200	55012.060.030
M4X25*	500	55012.040.025	M5X30*	500	55012.050.030	M6X40*	200	55012.060.040
M4X30*	500	55012.040.030				M6X50*	200	55012.060.050
			M6X12*	500	55012.060.012			
M5X6*	500	55012.050.006	M6X14*	500	55012.060.014	M8X20*	200	55012.080.020
M5X8*	500	55012.050.008	M6X16*	200	55012.060.016	M8X25*	100	55012.080.025
M5X10*	500	55012.050.010	M6X18*	200	55012.060.018	M8X30*	100	55012.080.030
M5X12*	500	55012.050.012	M6X20*	200	55012.060.020	M8X35*	100	55012.080.035
M5X16*	500	55012.050.016	M6X22*	200	55012.060.022	M8X40*	500	55012.080.040

Hexagon head screw Metric ASTM

Zeskantbout ASTM metrisch / Vis à tête hexagonale filetage total Métrique ASTM

DIN **≈933**

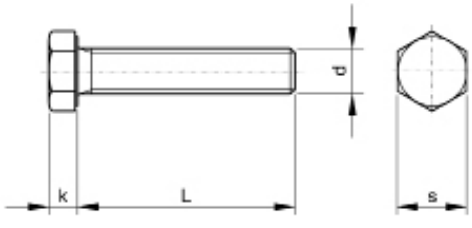



Technical Data

d	k	P	s
M8	5.3	1.25	13
M10	6.4	1.50	17
M12	7.5	1.75	19
M16	10	2.00	24
M20	12.5	2.50	30
M22	14	2.50	32
M24	15	3.00	36
M27	17	3.00	41
M30	18.7	3.50	46

Article groups

Thread	Driving features	Material	Class	Surface treatment	Code	Page
M	Hexagon	St. ASTM A193M	Gr.B7	Plain	22700	1-62
M	Hexagon	St. ASTM A320M	Gr.L7	Plain	22705	1-63
M	Hexagon	St.st. ASTM A193M	Gr.B8		22720	1-63
M	Hexagon	St.st. ASTM A193M	Gr.B8 Cl.2		22725	1-63
M	Hexagon	St.st. ASTM A193M	Gr.B8M Cl.2		22735	1-63

22700 **Hexagon head screw Metric ASTM / Zeskantbout ASTM metrisch / Vis à tête hexagonale filetage total Métrique ASTM** **G10A**

Thread	Metric thread
Material	Steel ASTM A193M
Class	Gr.B7
Surface treatment	Plain



d x L	✉	Art.number	d x L	✉	Art.number	d x L	✉	Art.number
M12X50	1	22700.120.050	M16X120	1	22700.160.120	M24X200	1	22700.240.200
M12X60	1	22700.120.060	M16X140	1	22700.160.140	M27X180	1	22700.270.180
M16X50	1	22700.160.050	M20X150	1	22700.200.150	M30X200	1	22700.300.200
M16X65	1	22700.160.065	M22X160	1	22700.220.160			

22705 Hexagon head screw Metric ASTM / Zeskantbout ASTM metrisch / Vis à tête hexagonale filetage total Métrique ASTM G10A

Thread Metric thread
Material Steel ASTM A320M
Class Gr.L7
Surface treatment Plain



d x L	✉	Art.number	d x L	✉	Art.number	d x L	✉	Art.number
M12X60	1	22705.120.060	M20X150	1	22705.200.150	M24X190	1	22705.240.190
M12X75	1	22705.120.075	M22X160	1	22705.220.160	M27X180	1	22705.270.180
M12X150	1	22705.120.150	M24X100	1	22705.240.100	M30X200	1	22705.300.200
M16X140	1	22705.160.140	M24X160	1	22705.240.160			

22720 Hexagon head screw Metric ASTM / Zeskantbout ASTM metrisch / Vis à tête hexagonale filetage total Métrique ASTM G12A

Thread Metric thread
Material Stainless steel ASTM A193M
Class Gr.B8



d x L	✉	Art.number	d x L	✉	Art.number	d x L	✉	Art.number
M8X60	1	22720.080.060	M16X120	1	22720.160.120	M24X160	1	22720.240.160
M10X80	1	22720.100.080	M20X180	1	22720.200.180	M27X180	1	22720.270.180
M12X100	1	22720.120.100	M22X160	1	22720.220.160			

22725 Hexagon head screw Metric ASTM / Zeskantbout ASTM metrisch / Vis à tête hexagonale filetage total Métrique ASTM G12A

Thread Metric thread
Material Stainless steel ASTM A193M
Class Gr.B8 Cl.2



d x L	✉	Art.number	d x L	✉	Art.number
M12X100	1	22725.120.100	M16X120	1	22725.160.120

22735 Hexagon head screw Metric ASTM / Zeskantbout ASTM metrisch / Vis à tête hexagonale filetage total Métrique ASTM G12A

Thread Metric thread
Material Stainless steel ASTM A193M
Class Gr.B8M Cl.2



d x L	✉	Art.number	d x L	✉	Art.number	d x L	✉	Art.number
M8X60	1	22735.080.060	M16X120	1	22735.160.120	M24X160	1	22735.240.160
M10X80	1	22735.100.080	M20X180	1	22735.200.180	M27X180	1	22735.270.180
M12X100	1	22735.120.100	M22X160	1	22735.220.160			

Hexagon head screw MF/MEF

Zeskanttapbout MF/MEF / Vis à tête hexagonale filetage total MF/MEF

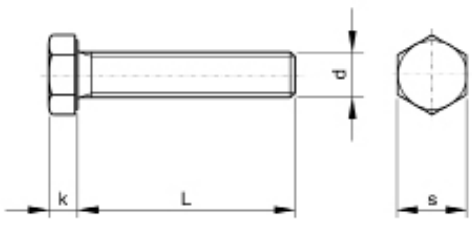

ISO	**8676**
DIN	961
NF	E25-151
NEN	1568



Technical Data

d	k	s
M8	5.3	13
M10	6.4	16
M10 (DIN)	6.4	17
M12	7.5	18
M12 (DIN)	7.5	19
M14	8.8	21
M14 (DIN)	8.8	22
M16	10	24

d	k	s
M18	11.5	27
M20	12.5	30
M22	14	34
M22 (DIN)	14	32
M24	15	36
M30	18.7	46
M36	22.5	55

Article groups

Thread	Driving features	Material	Class	Surface treatment	Code	Page
MF	Hexagon	St.	8.8	Plain	01070	1-64
MF	Hexagon	St.	8.8	ZPL	01247	1-65
MEF	Hexagon	St.	8.8	Plain	01071	1-65
MEF	Hexagon	St.	8.8	ZPL	01242	1-65
MF	Hexagon	St.	10.9	Plain	04170	1-66
MF	Hexagon	St.	10.9	ZPL	04176	1-66
MF	Hexagon	St.	10.9	ZPL	04172	1-66
MEF	Hexagon	St.	10.9	Plain	04171	1-67
MEF	Hexagon	St.	10.9	ZPL	04177	1-67
MEF	Hexagon	St.	10.9	ZPL	04173	1-67

01070 **Hexagon head screw MF / Zeskanttapbout MF / Vis à tête hexagonale filetage total MF** **A09A**

Thread	Metric fine thread
Material	Steel
Class	8.8
Surface treatment	Plain

DIN 961



d x P x L	✉	Art.number
M8X1,00X16	200	01070.080.016
M8X1,00X20	200	01070.080.020
M8X1,00X25	200	01070.080.025
M8X1,00X30	200	01070.080.030
M8X1,00X35	200	01070.080.035
M8X1,00X40	200	01070.080.040
M8X1,00X45*	200	01070.080.045
M8X1,00X50*	200	01070.080.050
M8X1,00X60	100	01070.080.060
M8X1,00X70*	100	01070.080.070
M8X1,00X80	100	01070.080.080
M8X1,00X90*	50	01070.080.090
M8X1,00X100*	50	01070.080.100
M10X1,25X16*	200	01070.100.016
M10X1,25X20	200	01070.100.020
M10X1,25X25	200	01070.100.025
M10X1,25X30	200	01070.100.030
M10X1,25X40	100	01070.100.040
M10X1,25X45	100	01070.100.045
M10X1,25X50	100	01070.100.050
M10X1,25X60	100	01070.100.060
M12X1,50X20	100	01070.120.020
M12X1,50X25	100	01070.120.025
M12X1,50X30	100	01070.120.030
M12X1,50X35	100	01070.120.035
M12X1,50X40	100	01070.120.040
M12X1,50X45	100	01070.120.045
M12X1,50X50	100	01070.120.050
M12X1,50X60	100	01070.120.060
M12X1,50X70*	50	01070.120.070
M12X1,50X80	50	01070.120.080
M12X1,50X100*	50	01070.120.100
M14X1,50X20	100	01070.140.020
M14X1,50X25	100	01070.140.025
M14X1,50X30	100	01070.140.030
M14X1,50X35	100	01070.140.035
M14X1,50X40	100	01070.140.040
M14X1,50X45	50	01070.140.045
M14X1,50X50	50	01070.140.050
M14X1,50X55*	50	01070.140.055
M14X1,50X60	50	01070.140.060
M14X1,50X70*	50	01070.140.070
M14X1,50X80*	50	01070.140.080
M14X1,50X90*	50	01070.140.090
M14X1,50X100*	50	01070.140.100
M16X1,50X20	50	01070.160.020
M16X1,50X25	50	01070.160.025
M16X1,50X30	50	01070.160.030
M16X1,50X35	50	01070.160.035
M16X1,50X40	50	01070.160.040
M16X1,50X45	50	01070.160.045
M16X1,50X50	50	01070.160.050
M16X1,50X55*	50	01070.160.055
M16X1,50X60	50	01070.160.060
M16X1,50X65*	50	01070.160.065
M16X1,50X70	25	01070.160.070
M16X1,50X80	25	01070.160.080
M16X1,50X90*	25	01070.160.090
M16X1,50X100	25	01070.160.100
M16X1,50X120	25	01070.160.120
M20X2,00X50*	25	01070.200.050
M20X2,00X55*	25	01070.200.055
M20X2,00X60	25	01070.200.060
M20X2,00X65*	25	01070.200.065
M24X2,00X50*	25	01070.240.050
M24X2,00X60*	25	01070.240.060
M24X2,00X70*	25	01070.240.070
M24X2,00X90*	10	01070.240.090
M24X2,00X100*	10	01070.240.100
M30X2,00X60	10	01070.300.060
M30X2,00X70*	10	01070.300.070
M30X2,00X80*	10	01070.300.080
M30X2,00X90*	10	01070.300.090
M30X2,00X100*	10	01070.300.100
M30X2,00X110*	10	01070.300.110
M30X2,00X120*	10	01070.300.120
M30X2,00X130*	10	01070.300.130
M30X2,00X140*	10	01070.300.140
M30X2,00X150*	10	01070.300.150

01070 Hexagon head screw MF / Zeskanttapbout MF / Vis à tête hexagonale filetage total MF ←

d x P x L	✉	Art.number	d x P x L	✉	Art.number	d x P x L	✉	Art.number
M36X3,00X80*	10	01070.360.080	M36X3,00X110*	1	01070.360.110	M36X3,00X150*	5	01070.360.150
M36X3,00X90*	10	01070.360.090	M36X3,00X120*	5	01070.360.120			
M36X3,00X100*	5	01070.360.100	M36X3,00X140*	5	01070.360.140			

01247 Hexagon head screw MF / Zeskanttapbout MF / Vis à tête hexagonale filetage total MF A09A

Thread Metric fine thread
Material Steel
Class 8.8
Surface treatment Zinc plated



d x P x L	✉	Art.number	d x P x L	✉	Art.number	d x P x L	✉	Art.number
M8X1,00X20*	200	01247.080.020	M12X1,50X40*	100	01247.120.040	M14X1,50X80*	50	01247.140.080
			M12X1,50X45*	100	01247.120.045	M14X1,50X90*	50	01247.140.090
M10X1,25X20*	200	01247.100.020	M12X1,50X50*	100	01247.120.050	M14X1,50X100*	50	01247.140.100
M10X1,25X25	200	01247.100.025	M12X1,50X55*	100	01247.120.055			
M10X1,25X30*	200	01247.100.030	M12X1,50X60*	100	01247.120.060	M16X1,50X30*	50	01247.160.030
M10X1,25X35*	100	01247.100.035				M16X1,50X35*	50	01247.160.035
M10X1,25X40*	100	01247.100.040	M14X1,50X25*	100	01247.140.025	M16X1,50X40*	50	01247.160.040
M10X1,25X45*	100	01247.100.045	M14X1,50X30*	100	01247.140.030	M16X1,50X45*	50	01247.160.045
M10X1,25X50*	100	01247.100.050	M14X1,50X35*	100	01247.140.035	M16X1,50X50*	50	01247.160.050
			M14X1,50X40*	100	01247.140.040	M16X1,50X60*	50	01247.160.060
M12X1,50X20*	100	01247.120.020	M14X1,50X45*	50	01247.140.045	M16X1,50X70*	50	01247.160.070
M12X1,50X25*	100	01247.120.025	M14X1,50X50*	50	01247.140.050	M16X1,50X80*	25	01247.160.080
M12X1,50X30*	100	01247.120.030	M14X1,50X60*	50	01247.140.060	M16X1,50X90*	25	01247.160.090
M12X1,50X35*	100	01247.120.035	M14X1,50X70*	50	01247.140.070	M16X1,50X100*	25	01247.160.100

01071 Hexagon head screw MEF / Zeskanttapbout MEF / Vis à tête hexagonale filetage total MEF A09A

Thread Metric extra fine thread DIN 961
Material Steel
Class 8.8
Surface treatment Plain



d x P x L	✉	Art.number	d x P x L	✉	Art.number	d x P x L	✉	Art.number
M10X1,00X16*	200	01071.100.016	M12X1,25X60*	100	01071.120.060	M20X1,50X45*	25	01071.200.045
M10X1,00X20	200	01071.100.020	M12X1,25X65*	50	01071.120.065	M20X1,50X50	25	01071.200.050
M10X1,00X25	200	01071.100.025	M12X1,25X70*	50	01071.120.070	M20X1,50X55*	25	01071.200.055
M10X1,00X30	200	01071.100.030	M12X1,25X80*	50	01071.120.080	M20X1,50X60	25	01071.200.060
M10X1,00X35	100	01071.100.035	M12X1,25X100	50	01071.120.100	M20X1,50X65*	25	01071.200.065
M10X1,00X40	100	01071.100.040				M20X1,50X70	25	01071.200.070
M10X1,00X45*	100	01071.100.045	M18X1,50X30*	50	01071.180.030	M20X1,50X80	25	01071.200.080
M10X1,00X50*	100	01071.100.050	M18X1,50X35	50	01071.180.035	M20X1,50X90*	25	01071.200.090
M10X1,00X60*	100	01071.100.060	M18X1,50X40	50	01071.180.040	M20X1,50X100*	25	01071.200.100
M10X1,00X70*	100	01071.100.070	M18X1,50X45	50	01071.180.045			
M10X1,00X80*	100	01071.100.080	M18X1,50X50	50	01071.180.050	M22X1,50X50	25	01071.220.050
M10X1,00X90*	50	01071.100.090	M18X1,50X55*	25	01071.180.055	M22X1,50X60	25	01071.220.060
M10X1,00X100*	50	01071.100.100	M18X1,50X60	25	01071.180.060	M22X1,50X70*	25	01071.220.070
			M18X1,50X70	25	01071.180.070			
M12X1,25X20	100	01071.120.020	M18X1,50X75*	25	01071.180.075	M24X1,50X50*	25	01071.240.050
M12X1,25X25	100	01071.120.025	M18X1,50X80	25	01071.180.080	M24X1,50X55*	25	01071.240.055
M12X1,25X30	100	01071.120.030	M18X1,50X100	25	01071.180.100	M24X1,50X60*	25	01071.240.060
M12X1,25X35	100	01071.120.035				M24X1,50X70*	25	01071.240.070
M12X1,25X40	100	01071.120.040	M20X1,50X30*	25	01071.200.030	M24X1,50X80*	25	01071.240.080
M12X1,25X45	100	01071.120.045	M20X1,50X35*	25	01071.200.035	M24X1,50X90*	10	01071.240.090
M12X1,25X50	100	01071.120.050	M20X1,50X40	25	01071.200.040	M24X1,50X100*	10	01071.240.100

01242 Hexagon head screw MEF / Zeskanttapbout MEF / Vis à tête hexagonale filetage total MEF A09A

Thread Metric extra fine thread
Material Steel
Class 8.8
Surface treatment Zinc plated



d x P x L	✉	Art.number	d x P x L	✉	Art.number	d x P x L	✉	Art.number
M10X1,00X16*	200	01242.100.016	M12X1,25X35*	100	01242.120.035	M18X1,50X70*	25	01242.180.070
M10X1,00X20*	200	01242.100.020	M12X1,25X40*	100	01242.120.040	M18X1,50X80*	25	01242.180.080
M10X1,00X25*	200	01242.100.025	M12X1,25X45*	100	01242.120.045			
M10X1,00X30*	200	01242.100.030	M12X1,25X65*	50	01242.120.065	M20X1,50X30*	50	01242.200.030
M10X1,00X40*	100	01242.100.040	M12X1,25X70*	50	01242.120.070	M20X1,50X35*	50	01242.200.035
M10X1,00X50*	100	01242.100.050				M20X1,50X40*	50	01242.200.040
			M18X1,50X40*	50	01242.180.040	M20X1,50X45*	50	01242.200.045
M12X1,25X20*	100	01242.120.020	M18X1,50X50*	50	01242.180.050	M20X1,50X50*	25	01242.200.050
M12X1,25X25*	100	01242.120.025	M18X1,50X55*	25	01242.180.055	M20X1,50X55*	25	01242.200.055
M12X1,25X30*	100	01242.120.030	M18X1,50X60*	25	01242.180.060	M20X1,50X60*	25	01242.200.060

01242 Hexagon head screw MEF / Zeskanttapbout MEF / Vis à tête hexagonale filetage total MEF

d x P x L	✉	Art.number	d x P x L	✉	Art.number	d x P x L	✉	Art.number
M20X1,50X70*	25	01242.200.070	M20X1,50X110*	10	01242.200.110	M24X1,50X80*	25	01242.240.080
M20X1,50X80*	25	01242.200.080				M24X1,50X90*	25	01242.240.090
M20X1,50X90*	25	01242.200.090	M24X1,50X50*	50	01242.240.050	M24X1,50X100*	50	01242.240.100
M20X1,50X100*	50	01242.200.100	M24X1,50X60*	25	01242.240.060			

04170 Hexagon head screw MF / Zeskanttapbout MF / Vis à tête hexagonale filetage total MF C02A

Thread Metric fine thread DIN 961
Material Steel
Class 10.9
Surface treatment Plain



d x P x L	✉	Art.number	d x P x L	✉	Art.number	d x P x L	✉	Art.number
M8X1,00X20	200	04170.080.020	M14X1,50X35	50	04170.140.035	M24X2,00X60	25	04170.240.060
M8X1,00X25	200	04170.080.025	M14X1,50X40	50	04170.140.040	M24X2,00X70	25	04170.240.070
M8X1,00X30	200	04170.080.030	M14X1,50X45	50	04170.140.045	M24X2,00X80*	25	04170.240.080
M8X1,00X35	200	04170.080.035	M14X1,50X50	50	04170.140.050	M24X2,00X90*	10	04170.240.090
M8X1,00X40	200	04170.080.040	M14X1,50X55*	50	04170.140.055	M24X2,00X100	10	04170.240.100
			M14X1,50X60	50	04170.140.060			
M10X1,25X20	200	04170.100.020	M14X1,50X70*	50	04170.140.070	M30X2,00X60	10	04170.300.060
M10X1,25X25	200	04170.100.025	M14X1,50X80	50	04170.140.080	M30X2,00X70*	10	04170.300.070
M10X1,25X30	100	04170.100.030				M30X2,00X80*	10	04170.300.080
M10X1,25X35	100	04170.100.035	M16X1,50X30	50	04170.160.030	M30X2,00X90*	10	04170.300.090
M10X1,25X40	100	04170.100.040	M16X1,50X35	50	04170.160.035	M30X2,00X100*	10	04170.300.100
M10X1,25X45*	100	04170.100.045	M16X1,50X40	50	04170.160.040	M30X2,00X110*	10	04170.300.110
M10X1,25X50*	100	04170.100.050	M16X1,50X45	50	04170.160.045	M30X2,00X120*	10	04170.300.120
			M16X1,50X50	25	04170.160.050	M30X2,00X130*	10	04170.300.130
M12X1,50X20	100	04170.120.020	M16X1,50X55	25	04170.160.055	M30X2,00X140*	10	04170.300.140
M12X1,50X25	100	04170.120.025	M16X1,50X60	25	04170.160.060	M30X2,00X150*	10	04170.300.150
M12X1,50X30	100	04170.120.030	M16X1,50X65*	50	04170.160.065			
M12X1,50X35	100	04170.120.035	M16X1,50X70	50	04170.160.070	M36X3,00X80*	10	04170.360.080
M12X1,50X40	100	04170.120.040	M16X1,50X80*	25	04170.160.080	M36X3,00X90*	10	04170.360.090
M12X1,50X45	100	04170.120.045	M16X1,50X90*	25	04170.160.090	M36X3,00X100*	5	04170.360.100
M12X1,50X50	100	04170.120.050	M16X1,50X100	25	04170.160.100	M36X3,00X110*	5	04170.360.110
M12X1,50X60*	100	04170.120.060	M16X1,50X120	25	04170.160.120	M36X3,00X120*	5	04170.360.120
						M36X3,00X140*	5	04170.360.140
M14X1,50X25	50	04170.140.025	M24X2,00X45	25	04170.240.045	M36X3,00X150*	5	04170.360.150
M14X1,50X30	50	04170.140.030	M24X2,00X50	25	04170.240.050			

- Warning: electroplating of these products may cause hydrogen embrittlement.

04176 Hexagon head screw MF / Zeskanttapbout MF / Vis à tête hexagonale filetage total MF C02A

Thread Metric fine thread
Material Steel
Class 10.9
Surface treatment Zinc plated



d x P x L	✉	Art.number	d x P x L	✉	Art.number	d x P x L	✉	Art.number
M8X1,00X20*	200	04176.080.020	M12X1,50X60*	100	04176.120.060	M14X1,50X80*	50	04176.140.080
M8X1,00X25*	200	04176.080.025	M12X1,50X70*	100	04176.120.070			
M8X1,00X30*	200	04176.080.030	M12X1,50X80*	200	04176.120.080	M16X1,50X25*	50	04176.160.025
M8X1,00X35*	200	04176.080.035				M16X1,50X30*	50	04176.160.030
			M14X1,50X25*	100	04176.140.025	M16X1,50X35*	50	04176.160.035
M10X1,25X30*	200	04176.100.030	M14X1,50X30*	100	04176.140.030	M16X1,50X40*	50	04176.160.040
			M14X1,50X35*	100	04176.140.035	M16X1,50X45	50	04176.160.045
M12X1,50X30*	100	04176.120.030	M14X1,50X40*	100	04176.140.040	M16X1,50X50	50	04176.160.050
M12X1,50X35*	100	04176.120.035	M14X1,50X45*	50	04176.140.045	M16X1,50X55*	50	04176.160.055
M12X1,50X40*	100	04176.120.040	M14X1,50X50*	50	04176.140.050	M16X1,50X60*	50	04176.160.060
M12X1,50X45*	100	04176.120.045	M14X1,50X55*	50	04176.140.055	M16X1,50X70*	25	04176.160.070
M12X1,50X50*	100	04176.120.050	M14X1,50X60*	50	04176.140.060	M16X1,50X80*	25	04176.160.080
M12X1,50X55*	100	04176.120.055	M14X1,50X70*	50	04176.140.070	M16X1,50X90*	25	04176.160.090

- Warning: electroplating of these products may cause hydrogen embrittlement.

04172 Hexagon head screw MF / Zeskanttapbout MF / Vis à tête hexagonale filetage total MF C02A

Thread Metric fine thread DIN 961
Material Steel
Class 10.9
Surface treatment Zinc plated



d x P x L	✉	Art.number	d x P x L	✉	Art.number	d x P x L	✉	Art.number
M8X1.00X20*	200	04172.080.020				M12X1.50X35*	100	04172.120.035
M8X1.00X25	200	04172.080.025	M10X1.25X30	200	04172.100.030	M12X1.50X40	100	04172.120.040
M8X1.00X30*	200	04172.080.030				M12X1.50X45*	100	04172.120.045
M8X1.00X35*	200	04172.080.035	M12X1.50X30*	100	04172.120.030	M12X1.50X50*	100	04172.120.050

04172 Hexagon head screw MF / Zeskanttapbout MF / Vis à tête hexagonale filetage total MF ←

d x P x L	✉	Art.number	d x P x L	✉	Art.number	d x P x L	✉	Art.number
M12X1.50X55*	100	04172.120.055	M14X1.50X50	50	04172.140.050	M16X1.50X40*	50	04172.160.040
M12X1.50X60*	100	04172.120.060	M14X1.50X55*	50	04172.140.055	M16X1.50X45*	50	04172.160.045
M12X1.50X70*	100	04172.120.070	M14X1.50X60	50	04172.140.060	M16X1.50X50	50	04172.160.050
M12X1.50X80*	100	04172.120.080	M14X1.50X65*	50	04172.140.065	M16X1.50X55*	50	04172.160.055
			M14X1.50X70*	50	04172.140.070	M16X1.50X60*	50	04172.160.060
M14X1.50X25*	100	04172.140.025	M14X1.50X80*	50	04172.140.080	M16X1.50X70*	25	04172.160.070
M14X1.50X30*	100	04172.140.030				M16X1.50X80*	25	04172.160.080
M14X1.50X35*	100	04172.140.035	M16X1.50X25*	50	04172.160.025	M16X1.50X90*	25	04172.160.090
M14X1.50X40	100	04172.140.040	M16X1.50X30	50	04172.160.030			
M14X1.50X45*	50	04172.140.045	M16X1.50X35*	50	04172.160.035			

- Warning: electroplating of these products may cause hydrogen embrittlement.

04171 Hexagon head screw MEF / Zeskanttapbout MEF / Vis à tête hexagonale filetage total MEF C02A

Thread Metric extra fine thread DIN 961
Material Steel
Class 10.9
Surface treatment Plain



d x P x L	✉	Art.number	d x P x L	✉	Art.number	d x P x L	✉	Art.number
M10X1,00X20	100	04171.100.020	M12X1,25X55*	100	04171.120.055	M20X1,50X55	25	04171.200.055
M10X1,00X25	100	04171.100.025	M12X1,25X60	100	04171.120.060	M20X1,50X60	25	04171.200.060
M10X1,00X30	100	04171.100.030	M12X1,25X70*	50	04171.120.070	M20X1,50X65	25	04171.200.065
M10X1,00X35	100	04171.100.035				M20X1,50X70	25	04171.200.070
M10X1,00X40	100	04171.100.040	M18X1,50X30*	50	04171.180.030	M20X1,50X80	25	04171.200.080
M10X1,00X45*	100	04171.100.045	M18X1,50X35*	50	04171.180.035	M20X1,50X90*	25	04171.200.090
M10X1,00X50	100	04171.100.050	M18X1,50X40	25	04171.180.040	M20X1,50X100	25	04171.200.100
			M18X1,50X50	25	04171.180.050			
M12X1,25X20	100	04171.120.020	M18X1,50X60	25	04171.180.060	M24X1,50X50	25	04171.240.050
M12X1,25X25	50	04171.120.025				M24X1,50X60*	25	04171.240.060
M12X1,25X30	50	04171.120.030	M20X1,50X30*	50	04171.200.030	M24X1,50X70*	25	04171.240.070
M12X1,25X35	50	04171.120.035	M20X1,50X40	25	04171.200.040	M24X1,50X80*	25	04171.240.080
M12X1,25X40	50	04171.120.040	M20X1,50X45	25	04171.200.045	M24X1,50X90*	10	04171.240.090
M12X1,25X45*	100	04171.120.045	M20X1,50X50	25	04171.200.050	M24X1,50X100	10	04171.240.100
M12X1,25X50	100	04171.120.050						

- Warning: electroplating of these products may cause hydrogen embrittlement.

04177 Hexagon head screw MEF / Zeskanttapbout MEF / Vis à tête hexagonale filetage total MEF C02A

Thread Metric extra fine thread
Material Steel
Class 10.9
Surface treatment Zinc plated



d x P x L	✉	Art.number	d x P x L	✉	Art.number	d x P x L	✉	Art.number
M10X1,00X20*	200	04177.100.020				M20X1,50X45*	25	04177.200.045
M10X1,00X30*	200	04177.100.030	M12X1,25X35*	100	04177.120.035	M20X1,50X50*	25	04177.200.050
M10X1,00X35*	100	04177.100.035	M12X1,25X40*	100	04177.120.040	M20X1,50X55*	25	04177.200.055
M10X1,00X40*	200	04177.100.040				M20X1,50X60*	50	04177.200.060
M10X1,00X45*	100	04177.100.045	M20X1,50X40*	50	04177.200.040			

- Warning: electroplating of these products may cause hydrogen embrittlement.

04173 Hexagon head screw MEF / Zeskanttapbout MEF / Vis à tête hexagonale filetage total MEF C02A

Thread Metric extra fine thread DIN 961
Material Steel
Class 10.9
Surface treatment Zinc plated



d x P x L	✉	Art.number	d x P x L	✉	Art.number	d x P x L	✉	Art.number
M10X1,00X20*	200	04173.100.020				M20X1,50X45*	25	04173.200.045
M10X1,00X30*	200	04173.100.030	M12X1,25X35*	200	04173.120.035	M20X1,50X50*	25	04173.200.050
M10X1,00X35*	100	04173.100.035	M12X1,25X40*	100	04173.120.040	M20X1,50X55*	25	04173.200.055
M10X1,00X40*	100	04173.100.040				M20X1,50X60*	25	04173.200.060
M10X1,00X45*	100	04173.100.045	M20X1,50X40*	50	04173.200.040			

- Warning: electroplating of these products may cause hydrogen embrittlement.

Assembly set for pressure vessels

Boutset voor drukvaten / Boulon avec écrou pour les appareils à pression

ISO 4014/4032

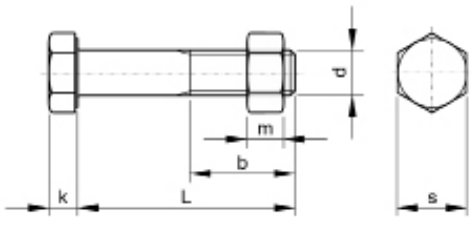

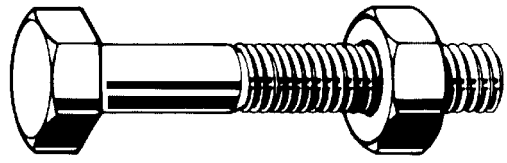

Technical Data

d	b (min.): L≤125mm	b (min.): 125mm<L≤200mm	b (min.): L>200mm	k	m (max.)	P	s
M12	30	36	49	7.5	10.8	1.75	18
M16	38	44	57	10	14.8	2.00	24
M20	46	52	65	12.5	18	2.50	30
M24	54	60	73	15	21.5	3.00	36

Specific features of fasteners for pressure vessels:
- Intended for use in pressure vessels, steam appliances, equipment and flange connections at temperatures from –10°C up to +300°C.
- Meets the requirements of AD2000-W7, TRD106 and DIN 267-13
- Manufacturers included in VdTÜV-Merkblatt 1253/4 are entitled to replace a certificate EN 10204 3.1 by marking the fasteners with the property class and the manufacturer's mark. This recognition is equally accepted by Lloyd's Register Energy.

08753 **Assembly set for pressure vessels / Boutset voor drukvaten / Boulon avec écrou pour les appareils à pression** **E11A**

Thread Metric thread
Material Steel
Class 5.6/5.2
Surface treatment Hot dip galvanized



d x L	✉	Art.number	d x L	✉	Art.number	d x L	✉	Art.number
M12X50*	100	08753.120.050	M16X130*	25	08753.160.130	M20X150*	25	08753.200.150
M12X55*	100	08753.120.055	M16X140*	25	08753.160.140	M20X160*	10	08753.200.160
M12X60*	100	08753.120.060	M16X150*	25	08753.160.150	M20X170*	10	08753.200.170
M12X70*	50	08753.120.070	M16X160*	25	08753.160.160	M20X180*	10	08753.200.180
M12X80*	50	08753.120.080	M16X170*	25	08753.160.170	M20X200*	10	08753.200.200
M12X90*	50	08753.120.090	M16X180*	25	08753.160.180			
			M16X190*	25	08753.160.190	M24X110*	10	08753.240.110
M16X65*	25	08753.160.065	M16X200*	25	08753.160.200	M24X120*	10	08753.240.120
M16X70*	25	08753.160.070				M24X130*	10	08753.240.130
M16X75*	25	08753.160.075	M20X80*	25	08753.200.080	M24X140*	10	08753.240.140
M16X80*	25	08753.160.080	M20X90*	25	08753.200.090	M24X150*	10	08753.240.150
M16X85*	25	08753.160.085	M20X100*	25	08753.200.100	M24X160*	10	08753.240.160
M16X90*	25	08753.160.090	M20X110*	25	08753.200.110	M24X170*	10	08753.240.170
M16X100*	25	08753.160.100	M20X120*	25	08753.200.120	M24X180*	10	08753.240.180
M16X110*	25	08753.160.110	M20X130*	25	08753.200.130	M24X200*	10	08753.240.200
M16X120*	25	08753.160.120	M20X140*	25	08753.200.140			

Assembly set for pressure vessels, fully threaded

Boutset voor drukvaten, voldraad / Boulon avec écrou pour les appareils à pression

ISO 4017/4032

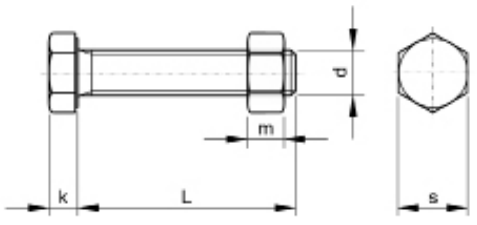

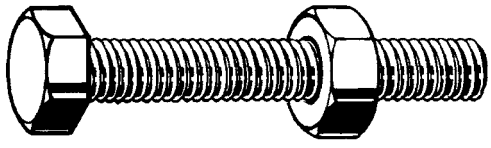

Technical Data

d	k	m (max.)	P	s
M12	7.5	10.8	1.75	18
M16	10	14.8	2.00	24
M20	12.5	18	2.50	30
M24	15	21.5	3.00	36

Specific features of fasteners for pressure vessels:
- Intended for use in pressure vessels, steam appliances, equipment and flange connections at temperatures from –10°C up to +300°C.
- Meets the requirements of AD2000-W7, TRD106 and DIN 267-13
- Manufacturers included in VdTÜV-Merkblatt 1253/4 are entitled to replace a certificate EN 10204 3.1 by marking the fasteners with the property class and the manufacturer's mark. This recognition is equally accepted by Lloyd's Register Energy.

08762 **Assembly set for pressure vessels, fully threaded / Boutset voor drukvaten, voldraad / Boulon avec écrou pour les appareils à pression** **E11A**

Thread Metric thread
Material Steel (AD-W7)
Class 5.6/5.2
Surface treatment Hot dip galvanized

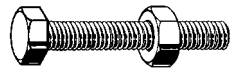

d x L	✉	Art.number	d x L	✉	Art.number	d x L	✉	Art.number
M12X30*	100	08762.120.030	M16X60*	50	08762.160.060	M20X75*	25	08762.200.075
M12X35*	100	08762.120.035						
M12X40*	100	08762.120.040	M20X40*	25	08762.200.040	M24X50*	25	08762.240.050
M12X45*	100	08762.120.045	M20X45*	25	08762.200.045	M24X55*	25	08762.240.055
			M20X50*	25	08762.200.050	M24X60*	25	08762.240.060
M16X35*	50	08762.160.035	M20X55*	25	08762.200.055	M24X65*	25	08762.240.065
M16X45*	50	08762.160.045	M20X60*	25	08762.200.060	M24X70*	25	08762.240.070
M16X50*	50	08762.160.050	M20X65*	25	08762.200.065	M24X75*	25	08762.240.075
M16X55*	50	08762.160.055	M20X70*	25	08762.200.070	M24X80*	25	08762.240.080

FABORY

1

Structural assembly set

Boutset voor constructie / Boulon avec écrou de construction

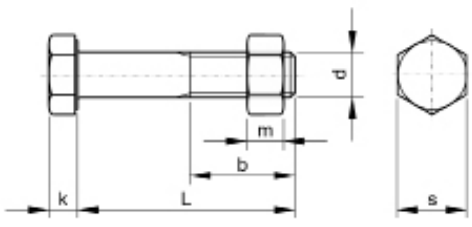

EN **15048**
ISO 4014/4032

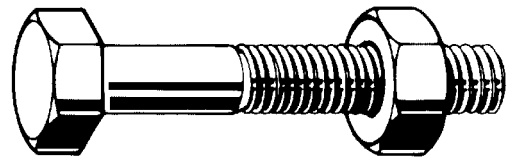

Technical Data

d	b (min.): L≤125mm	b (min.): 125mm<L≤200mm	b (min.): L>200mm	k	m (max.)	P	s
M10	26	32	45	6.4	8.4	1.50	16
M12	30	36	49	7.5	10.8	1.75	18
M16	38	44	57	10	14.8	2.00	24
M20	46	52	65	12.5	18	2.50	30
M24	54	60	73	15	21.5	3.00	36
M27	60	66	79	17	23.8	3.00	41
M30	66	72	85	18.7	25.6	3.50	46
M33	72	78	91	21	28.7	3.50	50
M36	78	84	97	22.5	31	4.00	55

- Full boxes only.
- European constructions must comply with the Construction Products Regulation (CPR) in order to ensure the safety of persons and objects.
- Generally, construction products according to harmonized European standards (hEN standards) should be used for this purpose. Bolting assemblies for non-preloaded structural bolting according to EN 15048-1 are compliant with the CPR.
- The manufacturer of the assemblies is CE certified for their production.
- Bolts and nuts are packaged together in single sealed boxes.
- A Declaration of Performance (DoP) is available.

Article groups

Thread	Driving features	Material	Class	Surface treatment		Code	Page
M	Hexagon	St.	8.8/8	ZPL		01222	1-70
M	Hexagon	St.	8.8/8	HDG	ISO metric	01405	1-71

01222 **Structural assembly set / Boutset voor constructie / Boulon avec écrou de construction** **A96A**

Thread Metric thread
Material Steel
Class 8.8/8
Surface treatment Zinc plated

CE

RoHS

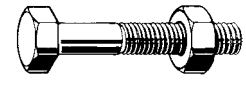

d x L	✉	Art.number	d x L	✉	Art.number	d x L	✉	Art.number
M10X45*	100	01222.100.045	M12X250	25	01222.120.250	M20X85	25	01222.200.085
M10X50*	100	01222.100.050				M20X90	25	01222.200.090
M10X55*	100	01222.100.055	M16X55	50	01222.160.055	M20X100	25	01222.200.100
M10X60*	100	01222.100.060	M16X60	50	01222.160.060	M20X110	20	01222.200.110
M10X65*	100	01222.100.065	M16X65	25	01222.160.065	M20X120	20	01222.200.120
M10X70*	100	01222.100.070	M16X70	25	01222.160.070	M20X130	25	01222.200.130
M10X75*	100	01222.100.075	M16X75	25	01222.160.075	M20X140	10	01222.200.140
M10X80*	100	01222.100.080	M16X80	25	01222.160.080	M20X150	10	01222.200.150
M10X90*	100	01222.100.090	M16X85	25	01222.160.085	M20X160	10	01222.200.160
M10X100*	100	01222.100.100	M16X90	25	01222.160.090	M20X170	10	01222.200.170
M10X110*	50	01222.100.110	M16X100	25	01222.160.100	M20X180	10	01222.200.180
M10X120*	50	01222.100.120	M16X110	25	01222.160.110	M20X200	10	01222.200.200
			M16X120	25	01222.160.120	M20X240	10	01222.200.240
M12X50	100	01222.120.050	M16X130	25	01222.160.130	M20X250	10	01222.200.250
M12X55	100	01222.120.055	M16X140	25	01222.160.140	M20X260	10	01222.200.260
M12X60	100	01222.120.060	M16X150	25	01222.160.150	M20X280	10	01222.200.280
M12X65*	50	01222.120.065	M16X160	25	01222.160.160	M20X300	10	01222.200.300
M12X70	50	01222.120.070	M16X170	25	01222.160.170	M20X340	10	01222.200.340
M12X75	50	01222.120.075	M16X180	25	01222.160.180	M20X360	10	01222.200.360
M12X80	50	01222.120.080	M16X190	25	01222.160.190			
M12X90	50	01222.120.090	M16X200	25	01222.160.200	M24X75*	25	01222.240.075
M12X100	50	01222.120.100	M16X220	25	01222.160.220	M24X80	25	01222.240.080
M12X110	50	01222.120.110	M16X240	25	01222.160.240	M24X85	10	01222.240.085
M12X120	50	01222.120.120	M16X250	10	01222.160.250	M24X90	10	01222.240.090
M12X130	50	01222.120.130	M16X260	10	01222.160.260	M24X100	10	01222.240.100
M12X140	50	01222.120.140	M16X300	25	01222.160.300	M24X110	10	01222.240.110
M12X150	50	01222.120.150				M24X120	10	01222.240.120
M12X160	25	01222.120.160	M20X65	25	01222.200.065	M24X130	10	01222.240.130
M12X180	25	01222.120.180	M20X70	25	01222.200.070	M24X140	10	01222.240.140
M12X190	25	01222.120.190	M20X75	25	01222.200.075	M24X150	10	01222.240.150
M12X200	25	01222.120.200	M20X80	25	01222.200.080	M24X160	10	01222.240.160

01222 Structural assembly set / Boutset voor constructie / Boulon avec écrou de construction ←

d x L	✉	Art.number	d x L	✉	Art.number	d x L	✉	Art.number
M24X180	10	01222.240.180	M27X100	10	01222.270.100	M30X110	10	01222.300.110
M24X200	10	01222.240.200	M27X110	10	01222.270.110	M30X120	10	01222.300.120
M24X240	10	01222.240.240	M27X120	10	01222.270.120	M30X130	10	01222.300.130
M24X260	10	01222.240.260	M27X130	10	01222.270.130	M30X140	10	01222.300.140
M24X300	10	01222.240.300	M27X140	10	01222.270.140	M30X150	10	01222.300.150
						M30X170	5	01222.300.170
M27X80	10	01222.270.080	M30X90	10	01222.300.090			
M27X90	10	01222.270.090	M30X100	10	01222.300.100			

01405 Structural assembly set ISO metric thread / Constructiebout met moer ISO-Metrisch / Boulon de construction avec écrou, filetage ISO-Métrique A96A

Thread Metric thread
Material Steel
Class 8.8/8
Surface treatment Hot dip galvanized

CE

RoHS



d x L	✉	Art.number	d x L	✉	Art.number	d x L	✉	Art.number
M10X40*	100	01405.100.040	M16X200	25	01405.160.200	M27X80	10	01405.270.080
M10X45*	100	01405.100.045	M16X220	25	01405.160.220	M27X90	10	01405.270.090
M10X50	100	01405.100.050	M16X240	10	01405.160.240	M27X100	10	01405.270.100
M10X55	100	01405.100.055	M16X260	25	01405.160.260	M27X110	10	01405.270.110
M10X60	100	01405.100.060	M16X280	25	01405.160.280	M27X120	10	01405.270.120
M10X65	100	01405.100.065	M16X300*	1	01405.160.300	M27X130	10	01405.270.130
M10X70	100	01405.100.070				M27X140	10	01405.270.140
M10X75	100	01405.100.075	M20X65	25	01405.200.065	M27X150	10	01405.270.150
M10X80	100	01405.100.080	M20X70	25	01405.200.070	M27X160	10	01405.270.160
M10X90	100	01405.100.090	M20X75	25	01405.200.075	M27X180	10	01405.270.180
M10X100	100	01405.100.100	M20X80	25	01405.200.080	M27X200	10	01405.270.200
M10X110	50	01405.100.110	M20X85	25	01405.200.085	M27X230	5	01405.270.230
M10X120	50	01405.100.120	M20X90	25	01405.200.090	M27X240	5	01405.270.240
			M20X100	25	01405.200.100	M27X260	5	01405.270.260
M12X45	100	01405.120.045	M20X110	25	01405.200.110	M27X280	5	01405.270.280
M12X50	100	01405.120.050	M20X120	25	01405.200.120	M27X300	5	01405.270.300
M12X55	100	01405.120.055	M20X130	25	01405.200.130			
M12X60	100	01405.120.060	M20X140	25	01405.200.140	M30X90	10	01405.300.090
M12X65	50	01405.120.065	M20X150	25	01405.200.150	M30X100	10	01405.300.100
M12X70	50	01405.120.070	M20X160	10	01405.200.160	M30X110	10	01405.300.110
M12X75	50	01405.120.075	M20X170	10	01405.200.170	M30X120	10	01405.300.120
M12X80	50	01405.120.080	M20X180	10	01405.200.180	M30X130	10	01405.300.130
M12X90	50	01405.120.090	M20X200	10	01405.200.200	M30X140	10	01405.300.140
M12X100	50	01405.120.100	M20X220	10	01405.200.220	M30X150	10	01405.300.150
M12X110	50	01405.120.110	M20X240	10	01405.200.240	M30X160	10	01405.300.160
M12X120	50	01405.120.120	M20X260	10	01405.200.260	M30X180	5	01405.300.180
M12X130	50	01405.120.130	M20X280	10	01405.200.280	M30X200	5	01405.300.200
M12X140	50	01405.120.140	M20X300*	1	01405.200.300	M30X220*	5	01405.300.220
M12X150	50	01405.120.150				M30X240*	5	01405.300.240
M12X160	50	01405.120.160	M24X70	25	01405.240.070	M30X260*	5	01405.300.260
M12X180	50	01405.120.180	M24X75	25	01405.240.075	M30X280*	5	01405.300.280
M12X200	25	01405.120.200	M24X80	25	01405.240.080	M30X300*	5	01405.300.300
			M24X85	10	01405.240.085			
M16X55	50	01405.160.055	M24X90	10	01405.240.090	M36X110	5	01405.360.110
M16X60	50	01405.160.060	M24X100	10	01405.240.100	M36X120	5	01405.360.120
M16X65	25	01405.160.065	M24X110	10	01405.240.110	M36X130	5	01405.360.130
M16X70	25	01405.160.070	M24X120	10	01405.240.120	M36X140	5	01405.360.140
M16X75	25	01405.160.075	M24X130	10	01405.240.130	M36X150	5	01405.360.150
M16X80	25	01405.160.080	M24X140	10	01405.240.140	M36X160	5	01405.360.160
M16X90	25	01405.160.090	M24X150	10	01405.240.150	M36X180*	1	01405.360.180
M16X100	25	01405.160.100	M24X160	10	01405.240.160	M36X190*	5	01405.360.190
M16X110	25	01405.160.110	M24X180	10	01405.240.180	M36X200	5	01405.360.200
M16X120	25	01405.160.120	M24X200	10	01405.240.200	M36X220	5	01405.360.220
M16X130	25	01405.160.130	M24X220	5	01405.240.220	M36X240	5	01405.360.240
M16X140	25	01405.160.140	M24X240	10	01405.240.240	M36X260	5	01405.360.260
M16X150	25	01405.160.150	M24X260	10	01405.240.260	M36X280*	5	01405.360.280
M16X160	25	01405.160.160	M24X280	10	01405.240.280	M36X300*	5	01405.360.300
M16X170	25	01405.160.170	M24X300	10	01405.240.300			
M16X180	25	01405.160.180						

FABORY

1

Structural assembly set, fully threaded

Boutset voor constructie, voldraad / Boulon avec écrou de construction

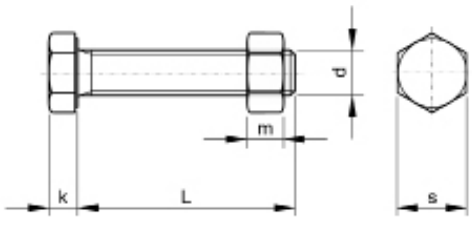

EN **15048**
ISO 4017/4032

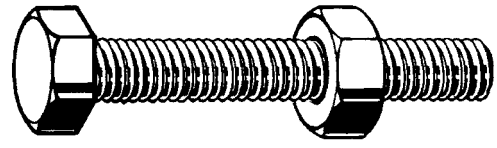

Technical Data

d	k	m (max.)	P	s
M8	5.3	6.8	1.25	13
M10	6.4	8.4	1.50	16
M12	7.5	10.8	1.75	18
M16	10	14.8	2.00	24
M20	12.5	18	2.50	30
M24	15	21.5	3.00	36
M27	17	23.8	3.00	41
M30	18.7	25.6	3.50	46
M36	22.5	31	4.00	55

- Full boxes only.
- European constructions must comply with the Construction Products Regulation (CPR) in order to ensure the safety of persons and objects.
- Generally, construction products according to harmonized European standards (hEN standards) should be used for this purpose. Bolting assemblies for non-preloaded structural bolting according to EN 15048-1 are compliant with the CPR.
- The manufacturer of the assemblies is CE certified for their production.
- Bolts and nuts are packaged together in single sealed boxes.
- A Declaration of Performance (DoP) is available.

Article groups

Thread	Driving features	Material	Class	Surface treatment		Code	Page
M	Hexagon	St.	8.8/8	ZPL		01232	1-72
M	Hexagon	St.	8.8/8	HDG	ISO metric	01415	1-73

01232 **Structural assembly set, fully threaded / Boutset voor constructie, voldraad / Boulon avec écrou de construction** **A96A**

Thread Metric thread
Material Steel
Class 8.8/8
Surface treatment Zinc plated

CE

RoHS

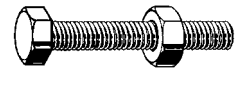

d x L	✉	Art.number	d x L	✉	Art.number	d x L	✉	Art.number
M10X16*	200	01232.100.016	M12X90	50	01232.120.090	M20X75	25	01232.200.075
M10X20	200	01232.100.020	M12X100	50	01232.120.100	M20X80	25	01232.200.080
M10X25	200	01232.100.025				M20X90	25	01232.200.090
M10X30	200	01232.100.030	M16X25	50	01232.160.025	M20X100	25	01232.200.100
M10X35	100	01232.100.035	M16X30	50	01232.160.030	M20X110*	25	01232.200.110
M10X40	100	01232.100.040	M16X35	50	01232.160.035	M20X120	25	01232.200.120
M10X45	100	01232.100.045	M16X40	50	01232.160.040			
M10X50	100	01232.100.050	M16X45	50	01232.160.045	M24X40	25	01232.240.040
M10X55*	100	01232.100.055	M16X50	50	01232.160.050	M24X45*	25	01232.240.045
M10X60*	100	01232.100.060	M16X55	50	01232.160.055	M24X50	25	01232.240.050
M10X65*	100	01232.100.065	M16X60	50	01232.160.060	M24X55	25	01232.240.055
M10X70	100	01232.100.070	M16X65	25	01232.160.065	M24X60	25	01232.240.060
M10X80*	100	01232.100.080	M16X70	25	01232.160.070	M24X65	25	01232.240.065
M10X90*	100	01232.100.090	M16X75	50	01232.160.075	M24X70	25	01232.240.070
M10X100*	100	01232.100.100	M16X80	25	01232.160.080	M24X75	25	01232.240.075
			M16X90	25	01232.160.090	M24X80	25	01232.240.080
M12X20	100	01232.120.020	M16X100	25	01232.160.100	M24X90	10	01232.240.090
M12X25	100	01232.120.025	M16X110*	25	01232.160.110	M24X100	10	01232.240.100
M12X30	100	01232.120.030	M16X120	25	01232.160.120	M24X110	10	01232.240.110
M12X35	100	01232.120.035				M24X120*	10	01232.240.120
M12X40	100	01232.120.040	M20X35	25	01232.200.035			
M12X45	100	01232.120.045	M20X40	25	01232.200.040	M27X70	10	01232.270.070
M12X50	100	01232.120.050	M20X45	25	01232.200.045	M27X80	10	01232.270.080
M12X55	100	01232.120.055	M20X50	25	01232.200.050			
M12X60	100	01232.120.060	M20X55	25	01232.200.055	M30X70	10	01232.300.070
M12X65	50	01232.120.065	M20X60	25	01232.200.060	M30X80	10	01232.300.080
M12X70	50	01232.120.070	M20X65	25	01232.200.065	M30X90	10	01232.300.090
M12X80	50	01232.120.080	M20X70	25	01232.200.070	M30X100	10	01232.300.100

01415 Structural assembly set, fully threaded ISO metric thread / Constructiebout voldraad met moer ISO-Metrisch / Boulon de construction avec écrou, entièrement fileté, filetage ISO-Métrique A96A

Thread	Metric thread
Material	Steel
Class	8.8/8
Surface treatment	Hot dip galvanized

CE

RoHS

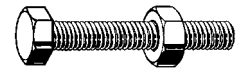

d x L	✉	Art.number	d x L	✉	Art.number	d x L	✉	Art.number
M8X16*	200	01415.080.016	M12X110	50	01415.120.110			
M8X20	200	01415.080.020	M12X120	50	01415.120.120	M24X40	25	01415.240.040
M8X25	200	01415.080.025				M24X50	25	01415.240.050
M8X30	200	01415.080.030	M16X25	50	01415.160.025	M24X55	25	01415.240.055
M8X35	200	01415.080.035	M16X30	50	01415.160.030	M24X60	25	01415.240.060
M8X40	200	01415.080.040	M16X35	50	01415.160.035	M24X65	25	01415.240.065
M8X45*	200	01415.080.045	M16X40	50	01415.160.040	M24X70	25	01415.240.070
M8X50	200	01415.080.050	M16X45	50	01415.160.045	M24X75	25	01415.240.075
M8X60*	200	01415.080.060	M16X50	50	01415.160.050	M24X80	25	01415.240.080
M8X70*	200	01415.080.070	M16X55	50	01415.160.055	M24X90	10	01415.240.090
M8X80*	200	01415.080.080	M16X60	50	01415.160.060	M24X100	10	01415.240.100
M8X90*	100	01415.080.090	M16X65	25	01415.160.065	M24X110	10	01415.240.110
M8X100	100	01415.080.100	M16X70	25	01415.160.070	M24X120	10	01415.240.120
			M16X75	25	01415.160.075	M24X130*	10	01415.240.130
M10X16*	200	01415.100.016	M16X80	25	01415.160.080	M24X140*	10	01415.240.140
M10X20	200	01415.100.020	M16X90	25	01415.160.090	M24X150*	10	01415.240.150
M10X25	200	01415.100.025	M16X100	25	01415.160.100	M24X160	10	01415.240.160
M10X30	200	01415.100.030	M16X110	25	01415.160.110	M24X180*	10	01415.240.180
M10X35	100	01415.100.035	M16X120	25	01415.160.120	M24X200*	10	01415.240.200
M10X40	100	01415.100.040	M16X130	25	01415.160.130			
M10X45	100	01415.100.045	M16X140	25	01415.160.140	M27X50	10	01415.270.050
M10X50	100	01415.100.050	M16X150	25	01415.160.150	M27X60	10	01415.270.060
M10X55*	100	01415.100.055	M16X160	25	01415.160.160	M27X70	10	01415.270.070
M10X60	100	01415.100.060	M16X170*	25	01415.160.170	M27X75	10	01415.270.075
M10X65	100	01415.100.065	M16X180	25	01415.160.180	M27X80	5	01415.270.080
M10X70	100	01415.100.070	M16X200	25	01415.160.200	M27X90	10	01415.270.090
M10X75	100	01415.100.075				M27X100	10	01415.270.100
M10X80	100	01415.100.080	M20X30	25	01415.200.030	M27X110	10	01415.270.110
M10X90	100	01415.100.090	M20X35*	25	01415.200.035	M27X120	10	01415.270.120
M10X100	100	01415.100.100	M20X40	25	01415.200.040			
M10X110*	50	01415.100.110	M20X45	25	01415.200.045	M30X60	10	01415.300.060
M10X120*	50	01415.100.120	M20X50	25	01415.200.050	M30X70	10	01415.300.070
			M20X55	25	01415.200.055	M30X80	10	01415.300.080
M12X20	100	01415.120.020	M20X60	25	01415.200.060	M30X90	10	01415.300.090
M12X25	100	01415.120.025	M20X65	25	01415.200.065	M30X100	10	01415.300.100
M12X30	100	01415.120.030	M20X70	25	01415.200.070	M30X120	5	01415.300.120
M12X35	100	01415.120.035	M20X75	25	01415.200.075	M30X130*	5	01415.300.130
M12X40	100	01415.120.040	M20X80	25	01415.200.080	M30X140*	5	01415.300.140
M12X45	100	01415.120.045	M20X90	25	01415.200.090	M30X150*	5	01415.300.150
M12X50	100	01415.120.050	M20X100	25	01415.200.100	M30X160*	5	01415.300.160
M12X55	100	01415.120.055	M20X110	25	01415.200.110	M30X170*	5	01415.300.170
M12X60	100	01415.120.060	M20X120	25	01415.200.120	M30X180*	5	01415.300.180
M12X65	50	01415.120.065	M20X130*	25	01415.200.130	M30X190*	5	01415.300.190
M12X70	50	01415.120.070	M20X140	25	01415.200.140	M30X200*	5	01415.300.200
M12X75	50	01415.120.075	M20X150	25	01415.200.150			
M12X80	50	01415.120.080	M20X160*	10	01415.200.160	M36X80	5	01415.360.080
M12X90	50	01415.120.090	M20X180*	10	01415.200.180	M36X90	5	01415.360.090
M12X100	50	01415.120.100	M20X200*	10	01415.200.200	M36X100	5	01415.360.100

FABORY

1

Structural assembly set with fit bolt

Boutset voor constructie met pasbout / Boulon ajustable à tête hexagonale

EN 15048

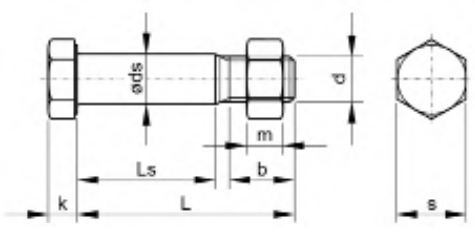



Technical Data

d	b	d_s	k	m (max.)	P	s
M12	20.5	13	8	12.2	1.75	18
M16	24.5	17	10	15.9	2.00	24
M20	28.5	21	13	19	2.50	30
M24	33	25	15	22.3	3.00	36
M27	35.5	28	17	24.7	3.00	41
M30	38.5	31	19	26.4	3.50	46

- Full boxes only.
- European constructions must comply with the Construction Products Regulation (CPR) in order to ensure the safety of persons and objects.
- Generally, construction products according to harmonized European standards (hEN standards) should be used for this purpose. Bolting assemblies for non-preloaded structural bolting according to EN 15048-1 are compliant with the CPR.
- The manufacturer of the assemblies is CE certified for their production.
- Fit bolts DIN 7968 and nuts ISO 4032 are packaged together in single sealed boxes.
- A Declaration of Performance (DoP) is available.

Article groups

Thread	Driving features	Material	Class	Surface treatment		Code	Page
M	Hexagon	St.	5.6/5	Plain		08770	1-74
M	Hexagon	St.	5.6/5	ZPL		08771	1-75
M	Hexagon	St.	5.6/5	HDG	oversized	08772	1-75
M	Hexagon	St.	8.8/8	Plain		01047	1-75

08770 **Structural assembly set with fit bolt / Boutset voor constructie met pasbout / Boulon ajustable à tête hexagonale** **E11A**

Thread Metric thread
Material Steel
Class 5.6/5
Surface treatment Plain

CE

RoHS



d x L x L_s(min.)	✉	Art.number	d x L x L_s(min.)	✉	Art.number	d x L x L_s(min.)	✉	Art.number
M12X35X8*	100	08770.120.035	M20X55X18*	25	08770.200.055	M24X115X72*	10	08770.240.115
M12X40X13*	100	08770.120.040	M20X60X23*	25	08770.200.060	M24X120X77*	10	08770.240.120
M12X45X18*	100	08770.120.045	M20X65X28*	25	08770.200.065	M24X125X82*	10	08770.240.125
M12X50X23*	100	08770.120.050	M20X70X33*	25	08770.200.070	M24X130X87*	10	08770.240.130
M12X55X28*	100	08770.120.055	M20X75X38*	25	08770.200.075	M24X140X97*	10	08770.240.140
M12X60X33*	100	08770.120.060	M20X80X43*	25	08770.200.080			
M12X70X43*	50	08770.120.070	M20X85X48*	25	08770.200.085	M27X60X14,5*	10	08770.270.060
M12X100X73*	50	08770.120.100	M20X90X53*	25	08770.200.090	M27X65X19,5*	10	08770.270.065
			M20X100X63	25	08770.200.100	M27X70X24,5*	10	08770.270.070
M16X35X3*	50	08770.160.035	M20X110X73*	25	08770.200.110	M27X75X29,5*	10	08770.270.075
M16X40X8*	50	08770.160.040	M20X120X83*	25	08770.200.120	M27X80X34,5*	10	08770.270.080
M16X45X13*	50	08770.160.045	M20X130X93*	25	08770.200.130	M27X85X39,5*	10	08770.270.085
M16X50X18*	50	08770.160.050	M20X140X103*	25	08770.200.140	M27X90X44,5*	10	08770.270.090
M16X55X23*	50	08770.160.055				M27X95X49,5*	10	08770.270.095
M16X60X28*	50	08770.160.060	M24X50X7*	25	08770.240.050	M27X100X54,5*	10	08770.270.100
M16X65X33*	25	08770.160.065	M24X55X12*	25	08770.240.055	M27X105X59,5*	10	08770.270.105
M16X70X38*	25	08770.160.070	M24X60X17*	25	08770.240.060	M27X110X64,5*	10	08770.270.110
M16X75X43*	25	08770.160.075	M24X65X22*	25	08770.240.065	M27X115X69,5*	10	08770.270.115
M16X80X48*	25	08770.160.080	M24X70X27*	25	08770.240.070	M27X120X74,5*	10	08770.270.120
M16X90X58*	25	08770.160.090	M24X75X32*	25	08770.240.075	M27X130X84,5*	10	08770.270.130
M16X100X68*	25	08770.160.100	M24X80X37*	25	08770.240.080	M27X140X94,5*	10	08770.270.140
M16X110X78*	25	08770.160.110	M24X85X42*	10	08770.240.085			
M16X120X88*	25	08770.160.120	M24X90X47*	10	08770.240.090	M30X80X30*	10	08770.300.080
			M24X95X52*	10	08770.240.095	M30X90X40*	10	08770.300.090
M20X40X3*	25	08770.200.040	M24X100X57*	10	08770.240.100	M30X100X50*	10	08770.300.100
M20X45X8*	25	08770.200.045	M24X105X62*	10	08770.240.105	M30X120X70*	10	08770.300.120
M20X50X13*	25	08770.200.050	M24X110X67*	10	08770.240.110	M30X130X80*	10	08770.300.130

08771 Structural assembly set with fit bolt / Boutset voor constructie met pasbout / Boulon ajustable à tête hexagonale E11A

Thread Metric thread
Material Steel
Class 5.6/5
Surface treatment Zinc plated

CE

RoHS



d x L x L_s(min.)	✉	Art.number	d x L x L_s(min.)	✉	Art.number	d x L x L_s(min.)	✉	Art.number
M12X40X13*	100	08771.120.040	M16X70X38*	25	08771.160.070	M20X90X53*	25	08771.200.090
M12X45X18*	100	08771.120.045				M20X100X63*	25	08771.200.100
M12X50X23*	100	08771.120.050	M20X45X8*	25	08771.200.045			
M12X55X28*	100	08771.120.055	M20X50X13*	25	08771.200.050	M24X60X17*	25	08771.240.060
			M20X55X18*	25	08771.200.055	M24X65X22*	25	08771.240.065
M16X40X8*	50	08771.160.040	M20X60X23*	25	08771.200.060	M24X70X27*	25	08771.240.070
M16X45X13*	50	08771.160.045	M20X65X28*	25	08771.200.065	M24X75X32*	25	08771.240.075
M16X50X18*	50	08771.160.050	M20X70X33*	25	08771.200.070	M24X80X37*	25	08771.240.080
M16X55X23*	50	08771.160.055	M20X75X38*	25	08771.200.075	M24X90X47*	10	08771.240.090
M16X60X28*	50	08771.160.060	M20X80X43*	25	08771.200.080	M24X100X57*	10	08771.240.100

08772 Structural assembly set with fit bolt oversized thread / Constructie pasbout overmaats / Boulon d'ajustement de construction avec écou en surcote E11A

Thread Metric thread
Material Steel
Class 5.6/5
Surface treatment Hot dip galvanized

CE

RoHS



d x L x L_s(min.)	✉	Art.number	d x L x L_s(min.)	✉	Art.number	d x L x L_s(min.)	✉	Art.number
M12X35X8*	100	08772.120.035	M16X65X33*	25	08772.160.065	M20X80X43*	25	08772.200.080
M12X40X13*	100	08772.120.040	M16X70X38*	25	08772.160.070	M20X85X48*	25	08772.200.085
M12X45X18*	100	08772.120.045	M16X75X43*	25	08772.160.075	M20X90X53*	25	08772.200.090
M12X50X23*	100	08772.120.050	M16X80X48*	25	08772.160.080	M20X100X63*	25	08772.200.100
M12X55X28*	100	08772.120.055	M16X90X58*	25	08772.160.090	M20X110X73*	25	08772.200.110
M12X60X33*	100	08772.120.060	M16X100X68*	25	08772.160.100	M20X120X83*	25	08772.200.120
M12X65X38*	50	08772.120.065	M16X110X78*	25	08772.160.110	M20X130X93*	25	08772.200.130
M12X70X43*	50	08772.120.070	M16X120X88*	25	08772.160.120	M20X140X103*	25	08772.200.140
M12X80X53*	50	08772.120.080						
M12X90X63*	50	08772.120.090	M20X40X3*	25	08772.200.040	M24X60X17*	25	08772.240.060
M12X100X73*	50	08772.120.100	M20X45X8*	25	08772.200.045	M24X65X22*	25	08772.240.065
			M20X50X13*	25	08772.200.050	M24X70X27*	25	08772.240.070
M16X40X8*	50	08772.160.040	M20X55X18*	25	08772.200.055	M24X75X32*	25	08772.240.075
M16X45X13*	50	08772.160.045	M20X60X23*	25	08772.200.060	M24X80X37*	25	08772.240.080
M16X50X18*	50	08772.160.050	M20X65X28*	25	08772.200.065	M24X100X57*	10	08772.240.100
M16X55X23*	50	08772.160.055	M20X70X33*	25	08772.200.070			
M16X60X28*	50	08772.160.060	M20X75X38*	25	08772.200.075			

01047 Structural assembly set with fit bolt / Boutset voor constructie met pasbout / Boulon ajustable à tête hexagonale A96A

Thread Metric thread
Material Steel
Class 8.8/8
Surface treatment Plain

CE

RoHS



d x L x L_s(min.)	✉	Art.number	d x L x L_s(min.)	✉	Art.number	d x L x L_s(min.)	✉	Art.number
M12X35X8*	100	01047.120.035	M16X55X23*	50	01047.160.055	M20X75X38*	25	01047.200.075
M12X40X13*	100	01047.120.040	M16X60X28*	50	01047.160.060	M20X80X43*	25	01047.200.080
M12X45X18*	100	01047.120.045	M16X65X33*	25	01047.160.065	M20X90X53*	25	01047.200.090
M12X50X23*	100	01047.120.050	M16X70X38*	25	01047.160.070	M20X100X63*	25	01047.200.100
M12X55X28*	100	01047.120.055	M16X80X48*	25	01047.160.080			
M12X60X33*	100	01047.120.060				M24X60X17*	25	01047.240.060
M12X70X43*	50	01047.120.070	M20X50X13*	25	01047.200.050	M24X70X27*	25	01047.240.070
			M20X55X18*	25	01047.200.055	M24X80X37*	25	01047.240.080
M16X40X8*	50	01047.160.040	M20X60X23	25	01047.200.060	M24X85X42*	10	01047.240.085
M16X45X13*	50	01047.160.045	M20X65X28	25	01047.200.065	M24X90X47*	10	01047.240.090
M16X50X18*	50	01047.160.050	M20X70X33*	25	01047.200.070	M24X100X57*	10	01047.240.100

Structural assembly set, with short thread

Boutset voor constructie, met korte schroefdraad / Boulon à tête hexagonale

EN 15048

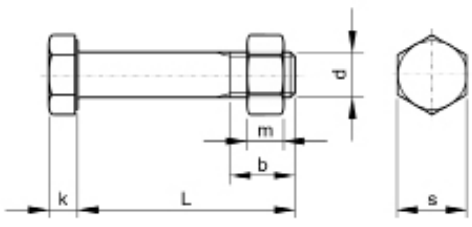

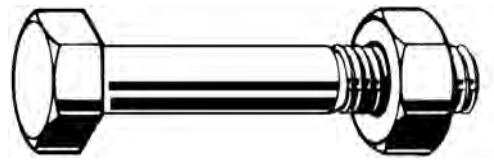

Technical Data

d	b	k	m	P	s
M12	20.5	8	10.8	1.75	18
M16	24.5	10	14.8	2.00	24
M20	28.5	13	18	2.50	30
M24	33	15	21.5	3.00	36
M27	35.5	17	23.8	3.00	41
M30	38.5	19	25.6	3.50	46

- Full boxes only.
- European constructions must comply with the Construction Products Regulation (CPR) in order to ensure the safety of persons and objects.
- Generally, construction products according to harmonized European standards (hEN standards) should be used for this purpose. Bolting assemblies for non-preloaded structural bolting according to EN 15048-1 are compliant with the CPR.
- The manufacturer of the assemblies is CE certified for their production.
- Hex bolts DIN 7990 and nuts ISO 4032 are packaged together in single sealed boxes.
- A Declaration of Performance (DoP) is available.

Article groups

Thread	Driving features	Material	Class	Surface treatment		Code	Page
M	Hexagon	St.	4.6/5	Plain		08005	1-76
M	Hexagon	St.	4.6/5	HDG	ISO metric	08440	1-76
M	Hexagon	St.	5.6/5	HDG	ISO metric	08445	1-77

08005 Structural assembly set, with short thread / Boutset voor constructie, met korte schroefdraad / Boulon à tête hexagonale E01A

Thread Metric thread
Material Steel
Class 4.6/5
Surface treatment Plain

CE

RoHS



d x L	✉	Art.number	d x L	✉	Art.number	d x L	✉	Art.number
M12X30*	100	08005.120.030	M16X50*	50	08005.160.050	M20X55*	25	08005.200.055
M12X35*	100	08005.120.035	M16X55*	50	08005.160.055	M20X60*	25	08005.200.060
M12X40*	100	08005.120.040	M16X65*	25	08005.160.065	M20X65*	25	08005.200.065
M12X50*	100	08005.120.050	M16X70*	25	08005.160.070			
						M24X70*	25	08005.240.070
M16X40*	50	08005.160.040	M20X40*	25	08005.200.040	M24X80*	25	08005.240.080
M16X45*	50	08005.160.045	M20X45*	25	08005.200.045			

08440 Structural assembly set ISO metric thread / Constructiebout met moer ISO-Metrisch / Boulon de construction avec écrou, filetage ISO-Métrique E08A

Thread Metric thread
Material Steel
Class 4.6/5
Surface treatment Hot dip galvanized

CE

RoHS



d x L	✉	Art.number	d x L	✉	Art.number	d x L	✉	Art.number
M12X30*	100	08440.120.030	M12X120*	50	08440.120.120	M16X90*	25	08440.160.090
M12X35*	100	08440.120.035	M12X130*	50	08440.120.130	M16X95*	25	08440.160.095
M12X40*	100	08440.120.040				M16X100*	25	08440.160.100
M12X45*	100	08440.120.045	M16X35*	50	08440.160.035	M16X105*	25	08440.160.105
M12X50*	100	08440.120.050	M16X40*	50	08440.160.040	M16X110*	25	08440.160.110
M12X55*	100	08440.120.055	M16X45*	50	08440.160.045	M16X120*	25	08440.160.120
M12X60*	100	08440.120.060	M16X50*	50	08440.160.050	M16X130*	25	08440.160.130
M12X70*	50	08440.120.070	M16X55*	50	08440.160.055	M16X140*	25	08440.160.140
M12X75*	50	08440.120.075	M16X60*	50	08440.160.060	M16X150*	25	08440.160.150
M12X80*	50	08440.120.080	M16X65*	25	08440.160.065			
M12X85*	50	08440.120.085	M16X70*	25	08440.160.070	M20X40*	25	08440.200.040
M12X90*	50	08440.120.090	M16X75*	25	08440.160.075	M20X45*	25	08440.200.045
M12X95*	50	08440.120.095	M16X80*	25	08440.160.080	M20X50*	25	08440.200.050
M12X100*	50	08440.120.100	M16X85*	25	08440.160.085	M20X55*	25	08440.200.055
M12X105*	50	08440.120.105						

08440	Structural assembly set ISO metric thread / Constructiebout met moer ISO-Metrisch / Boulon de construction avec écrou, filetage ISO-Métrique									←
d x L		Art.number	d x L		Art.number	d x L		Art.number		
M20X60*	25	08440.200.060				M24X140*	10	08440.240.140		
M20X65*	25	08440.200.065	M24X50*	25	08440.240.050	M24X150*	10	08440.240.150		
M20X70*	25	08440.200.070	M24X55*	25	08440.240.055					
M20X80*	25	08440.200.080	M24X60*	25	08440.240.060	M27X60*	10	08440.270.060		
M20X85*	25	08440.200.085	M24X65*	25	08440.240.065	M27X70*	10	08440.270.070		
M20X90*	25	08440.200.090	M24X70*	25	08440.240.070	M27X90*	10	08440.270.090		
M20X95*	25	08440.200.095	M24X75*	25	08440.240.075	M27X95*	10	08440.270.095		
M20X100*	25	08440.200.100	M24X80*	25	08440.240.080	M27X100*	10	08440.270.100		
M20X105*	25	08440.200.105	M24X85*	10	08440.240.085	M27X110*	10	08440.270.110		
M20X110*	25	08440.200.110	M24X95*	10	08440.240.095	M27X120*	10	08440.270.120		
M20X115*	25	08440.200.115	M24X110*	10	08440.240.110	M27X130*	10	08440.270.130		
M20X120*	25	08440.200.120	M24X115*	10	08440.240.115					
M20X130*	25	08440.200.130	M24X120*	10	08440.240.120	M30X80*	10	08440.300.080		
M20X140*	25	08440.200.140	M24X130*	10	08440.240.130	M30X90*	10	08440.300.090		

08445	Structural assembly set ISO metric thread / Constructiebout met moer ISO-Metrisch / Boulon de construction avec écrou, filetage ISO-Métrique									E08A
Thread	Metric thread									
Material	Steel									
Class	5.6/5									
Surface treatment	Hot dip galvanized									
CE										



d x L		Art.number	d x L		Art.number	d x L		Art.number		
M12X35*	100	08445.120.035	M16X50*	50	08445.160.050	M20X60*	25	08445.200.060		
M12X40*	100	08445.120.040	M16X55*	50	08445.160.055	M20X70*	25	08445.200.070		
M12X45*	100	08445.120.045	M16X60*	50	08445.160.060	M20X80*	25	08445.200.080		
M12X50*	100	08445.120.050	M16X65*	25	08445.160.065					
M12X55*	100	08445.120.055	M16X75*	25	08445.160.075	M24X55*	25	08445.240.055		
M12X60*	100	08445.120.060	M16X80*	25	08445.160.080	M24X75*	25	08445.240.075		
						M24X80*	25	08445.240.080		
M16X40*	50	08445.160.040	M20X50*	25	08445.200.050	M24X85*	10	08445.240.085		
M16X45*	50	08445.160.045	M20X55*	25	08445.200.055					

HV structural bolt

HV Voorspanbout / Boulon HV à haute résistance

EN 14399-4

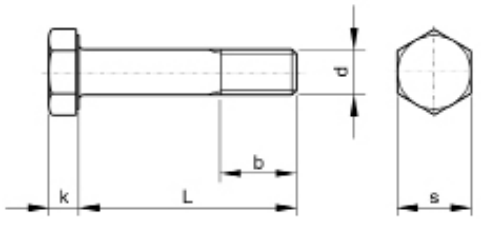



Technical Data

d	b	k	P	s
M12	23	8	1.75	22
M16	28	10	2.00	27
M20	33	13	2.50	32
M22	34	14	2.50	36
M24	39	15	3.00	41
M27	41	17	3.00	46
M30	44	19	3.50	50
M36	52	23	4.00	60
M39	68	25	4.00	65
M42	74	26	4.50	70
M45	76	28	4.50	75
M48	82	30	5.00	80
M56	90	35	5.50	90
M64	100	40	6.00	100

- PEINER HV-bolts and corresponding HV-nuts and HV-washers, sizes M12 up to M36 are specified in EN 14399-4 and EN 14399-6. Diameters M39 up to M72 are defined in DASt directive 021.
- PEINER HV-bolts with associated HV-nuts and HV-washers may be used only as a set from one and the same supplier.

Article groups

Thread	Driving features	Material	Class	Surface treatment	Code	Page
M	Hexagon	St.	10.9	Plain	04005	1-78
M	Hexagon	St.	10.9	HDG	04210	1-78

04005 PEINER HV structural bolt / PEINER HV Voorspanbout / PEINER Boulon HV à haute résistance C05A

Thread Metric thread
Material Steel
Class 10.9
Surface treatment Plain

CE



d x L	✉	Art.number	d x L	✉	Art.number	d x L	✉	Art.number
M12X30	100	04005.120.030	M20X110	25	04005.200.110	M24X160	15	04005.240.160
M12X35	100	04005.120.035	M20X115*	25	04005.200.115	M24X165*	15	04005.240.165
M12X40	100	04005.120.040	M20X120	25	04005.200.120	M24X170*	10	04005.240.170
M12X45	100	04005.120.045	M20X125*	25	04005.200.125	M24X180*	10	04005.240.180
M12X50*	100	04005.120.050	M20X130	25	04005.200.130	M24X190*	1	04005.240.190
M12X55	100	04005.120.055	M20X135*	25	04005.200.135	M24X200	10	04005.240.200
M12X60*	50	04005.120.060	M20X140	25	04005.200.140	M24X210	10	04005.240.210
M12X65	50	04005.120.065	M20X150	25	04005.200.150	M24X220*	1	04005.240.220
M12X70*	50	04005.120.070	M20X160*	20	04005.200.160			
M12X75	50	04005.120.075	M20X180	15	04005.200.180	M27X60	10	04005.270.060
M12X80	50	04005.120.080	M20X190	15	04005.200.190	M27X65	10	04005.270.065
M12X85	50	04005.120.085	M20X200	15	04005.200.200	M27X70*	10	04005.270.070
M12X90*	50	04005.120.090	M20X240	15	04005.200.240	M27X80	10	04005.270.080
M12X100	50	04005.120.100	M20X250*	15	04005.200.250	M27X85	10	04005.270.085
						M27X95*	10	04005.270.095
M16X40	50	04005.160.040	M22X50	25	04005.220.050	M27X100	10	04005.270.100
M16X45	50	04005.160.045	M22X55	25	04005.220.055	M27X105*	10	04005.270.105
M16X50	50	04005.160.050	M22X60*	25	04005.220.060	M27X110	10	04005.270.110
M16X60	50	04005.160.060	M22X65	25	04005.220.065	M27X115*	10	04005.270.115
M16X65	50	04005.160.065	M22X70*	25	04005.220.070	M27X120	10	04005.270.120
M16X70	50	04005.160.070	M22X75	25	04005.220.075	M27X125*	10	04005.270.125
M16X75*	50	04005.160.075	M22X80	25	04005.220.080	M27X135*	10	04005.270.135
M16X80	25	04005.160.080	M22X85	25	04005.220.085	M27X140	10	04005.270.140
M16X90*	25	04005.160.090	M22X95*	25	04005.220.095	M27X145*	10	04005.270.145
M16X95*	25	04005.160.095	M22X100*	25	04005.220.100	M27X150*	10	04005.270.150
M16X100	25	04005.160.100	M22X105*	25	04005.220.105	M27X165*	10	04005.270.165
M16X105*	25	04005.160.105	M22X110	25	04005.220.110	M27X190	10	04005.270.190
M16X110	25	04005.160.110	M22X120	25	04005.220.120	M27X200	10	04005.270.200
M16X115*	25	04005.160.115						
M16X125*	25	04005.160.125	M24X50*	25	04005.240.050	M30X80	10	04005.300.080
M16X130*	1	04005.160.130	M24X55*	1	04005.240.055	M30X85	10	04005.300.085
M16X140	25	04005.160.140	M24X60	25	04005.240.060	M30X90	10	04005.300.090
M16X150	25	04005.160.150	M24X70	25	04005.240.070	M30X95*	10	04005.300.095
			M24X75*	25	04005.240.075	M30X105*	10	04005.300.105
M20X40	25	04005.200.040	M24X80*	25	04005.240.080	M30X110	10	04005.300.110
M20X45	25	04005.200.045	M24X90	25	04005.240.090	M30X115	10	04005.300.115
M20X50*	25	04005.200.050	M24X95*	25	04005.240.095	M30X120	10	04005.300.120
M20X55	25	04005.200.055	M24X100	25	04005.240.100	M30X125*	10	04005.300.125
M20X60	25	04005.200.060	M24X105	25	04005.240.105	M30X130	10	04005.300.130
M20X65	25	04005.200.065	M24X115*	25	04005.240.115	M30X135*	10	04005.300.135
M20X70	25	04005.200.070	M24X120*	20	04005.240.120	M30X140*	10	04005.300.140
M20X75*	25	04005.200.075	M24X125*	20	04005.240.125	M30X145*	10	04005.300.145
M20X80	25	04005.200.080	M24X130	20	04005.240.130	M30X155*	10	04005.300.155
M20X85*	25	04005.200.085	M24X135*	20	04005.240.135	M30X160	10	04005.300.160
M20X90	25	04005.200.090	M24X140	20	04005.240.140	M30X165*	10	04005.300.165
M20X95*	25	04005.200.095	M24X145*	20	04005.240.145	M30X170	10	04005.300.170
M20X100	25	04005.200.100	M24X150	15	04005.240.150	M30X180	5	04005.300.180
M20X105*	25	04005.200.105	M24X155*	15	04005.240.155	M30X190	5	04005.300.190

- Warning: electroplating of these products may cause hydrogen embrittlement.

04210 PEINER HV structural bolt / PEINER HV Voorspanbout / PEINER Boulon HV à haute résistance C05A

Thread Metric thread
Material Steel
Class 10.9
Surface treatment Hot dip galvanized

CE



d x L	✉	Art.number	d x L	✉	Art.number	d x L	✉	Art.number
M12X30	100	04210.120.030	M12X110	50	04210.120.110	M16X95	25	04210.160.095
M12X35	100	04210.120.035	M12X120	50	04210.120.120	M16X100	25	04210.160.100
M12X40	100	04210.120.040				M16X105	25	04210.160.105
M12X45	100	04210.120.045	M16X35	50	04210.160.035	M16X110	25	04210.160.110
M12X50	100	04210.120.050	M16X40	50	04210.160.040	M16X115	25	04210.160.115
M12X55	100	04210.120.055	M16X45	50	04210.160.045	M16X120	25	04210.160.120
M12X60	50	04210.120.060	M16X50	50	04210.160.050	M16X125*	25	04210.160.125
M12X65	50	04210.120.065	M16X55	50	04210.160.055	M16X130	25	04210.160.130
M12X70	50	04210.120.070	M16X60	50	04210.160.060	M16X140	25	04210.160.140
M12X75	50	04210.120.075	M16X65	50	04210.160.065	M16X150	25	04210.160.150
M12X80	50	04210.120.080	M16X70	50	04210.160.070	M16X160*	25	04210.160.160
M12X85	50	04210.120.085	M16X75	50	04210.160.075	M16X170	25	04210.160.170
M12X90	50	04210.120.090	M16X80	25	04210.160.080	M16X180	25	04210.160.180
M12X95	50	04210.120.095	M16X85	25	04210.160.085	M16X190	25	04210.160.190
M12X100	50	04210.120.100	M16X90	25	04210.160.090	M16X200	25	04210.160.200

04210 PEINER HV structural bolt / PEINER HV Voorspanbout / PEINER Boulon HV à haute résistance ←

d x L	✉	Art.number	d x L	✉	Art.number	d x L	✉	Art.number
M16X210	25	04210.160.210	M24X60	25	04210.240.060			
M16X220	25	04210.160.220	M24X65	25	04210.240.065	M30X70	10	04210.300.070
			M24X70	25	04210.240.070	M30X75	10	04210.300.075
M20X40	25	04210.200.040	M24X75	25	04210.240.075	M30X80	10	04210.300.080
M20X45	25	04210.200.045	M24X80	25	04210.240.080	M30X85	10	04210.300.085
M20X50	25	04210.200.050	M24X85	25	04210.240.085	M30X90	10	04210.300.090
M20X55	25	04210.200.055	M24X90	25	04210.240.090	M30X95	10	04210.300.095
M20X60	25	04210.200.060	M24X95	25	04210.240.095	M30X100	10	04210.300.100
M20X65	25	04210.200.065	M24X100	25	04210.240.100	M30X105	10	04210.300.105
M20X70	25	04210.200.070	M24X105	25	04210.240.105	M30X110	10	04210.300.110
M20X75	25	04210.200.075	M24X110	25	04210.240.110	M30X115	10	04210.300.115
M20X80	25	04210.200.080	M24X115	25	04210.240.115	M30X120	10	04210.300.120
M20X85	25	04210.200.085	M24X120	20	04210.240.120	M30X125*	10	04210.300.125
M20X90	25	04210.200.090	M24X125	20	04210.240.125	M30X130	10	04210.300.130
M20X95	25	04210.200.095	M24X130	20	04210.240.130	M30X135*	10	04210.300.135
M20X100	25	04210.200.100	M24X135	20	04210.240.135	M30X140	10	04210.300.140
M20X105	25	04210.200.105	M24X140	20	04210.240.140	M30X145*	10	04210.300.145
M20X110	25	04210.200.110	M24X145	20	04210.240.145	M30X150	10	04210.300.150
M20X115	25	04210.200.115	M24X150	15	04210.240.150	M30X155*	10	04210.300.155
M20X120	25	04210.200.120	M24X155	15	04210.240.155	M30X160	10	04210.300.160
M20X125	25	04210.200.125	M24X160	15	04210.240.160	M30X165	10	04210.300.165
M20X130	25	04210.200.130	M24X165*	15	04210.240.165	M30X170	10	04210.300.170
M20X135	25	04210.200.135	M24X170	10	04210.240.170	M30X180	5	04210.300.180
M20X140	25	04210.200.140	M24X175*	10	04210.240.175	M30X190	5	04210.300.190
M20X145*	25	04210.200.145	M24X180	10	04210.240.180	M30X200	5	04210.300.200
M20X150	25	04210.200.150	M24X190	10	04210.240.190	M30X210	5	04210.300.210
M20X155*	20	04210.200.155	M24X200	10	04210.240.200	M30X220	5	04210.300.220
M20X160	20	04210.200.160	M24X210	10	04210.240.210	M30X230	5	04210.300.230
M20X165*	20	04210.200.165	M24X220	10	04210.240.220	M30X240	5	04210.300.240
M20X170	20	04210.200.170	M24X230*	10	04210.240.230	M30X250	5	04210.300.250
M20X180	15	04210.200.180	M24X240	10	04210.240.240	M30X260	5	04210.300.260
M20X190	15	04210.200.190	M24X260	10	04210.240.260			
M20X200	15	04210.200.200				M36X85*	5	04210.360.085
M20X210	15	04210.200.210	M27X60	10	04210.270.060	M36X90	5	04210.360.090
M20X220	15	04210.200.220	M27X65	10	04210.270.065	M36X95	5	04210.360.095
M20X230	15	04210.200.230	M27X70	10	04210.270.070	M36X100	5	04210.360.100
M20X240	15	04210.200.240	M27X75	10	04210.270.075	M36X105*	5	04210.360.105
M20X250	15	04210.200.250	M27X80	10	04210.270.080	M36X110	5	04210.360.110
M20X260	15	04210.200.260	M27X85	10	04210.270.085	M36X115	5	04210.360.115
			M27X90	10	04210.270.090	M36X120	5	04210.360.120
M22X50	25	04210.220.050	M27X95	10	04210.270.095	M36X125*	5	04210.360.125
M22X55	25	04210.220.055	M27X100	10	04210.270.100	M36X130	5	04210.360.130
M22X60	25	04210.220.060	M27X105	10	04210.270.105	M36X135*	5	04210.360.135
M22X65*	25	04210.220.065	M27X110	10	04210.270.110	M36X140	5	04210.360.140
M22X70	25	04210.220.070	M27X115	10	04210.270.115	M36X145*	5	04210.360.145
M22X75	25	04210.220.075	M27X120	10	04210.270.120	M36X150	5	04210.360.150
M22X80	25	04210.220.080	M27X125	10	04210.270.125	M36X155*	5	04210.360.155
M22X85	25	04210.220.085	M27X130	10	04210.270.130	M36X160	5	04210.360.160
M22X90*	25	04210.220.090	M27X135	10	04210.270.135	M36X165*	5	04210.360.165
M22X95	25	04210.220.095	M27X140	10	04210.270.140	M36X170	5	04210.360.170
M22X100	25	04210.220.100	M27X145*	10	04210.270.145	M36X175*	5	04210.360.175
M22X105*	25	04210.220.105	M27X150	10	04210.270.150	M36X180	5	04210.360.180
M22X110	25	04210.220.110	M27X155*	10	04210.270.155	M36X185*	5	04210.360.185
M22X115*	25	04210.220.115	M27X160*	10	04210.270.160	M36X190	5	04210.360.190
M22X120*	25	04210.220.120	M27X165*	10	04210.270.165	M36X195*	5	04210.360.195
M22X125*	25	04210.220.125	M27X170	10	04210.270.170	M36X200	5	04210.360.200
M22X130	25	04210.220.130	M27X175*	10	04210.270.175	M36X205*	5	04210.360.205
M22X140	20	04210.220.140	M27X180	10	04210.270.180	M36X210*	5	04210.360.210
M22X150*	15	04210.220.150	M27X190	10	04210.270.190	M36X215*	5	04210.360.215
M22X160	15	04210.220.160	M27X200	10	04210.270.200	M36X220	5	04210.360.220
M22X170	15	04210.220.170	M27X210	10	04210.270.210	M36X230*	1	04210.360.230
M22X180	15	04210.220.180	M27X220	10	04210.270.220	M36X240	5	04210.360.240
M22X200	15	04210.220.200	M27X230	10	04210.270.230	M36X250	5	04210.360.250
			M27X240	10	04210.270.240	M36X260	5	04210.360.260
M24X50	25	04210.240.050	M27X250	10	04210.270.250			
M24X55	25	04210.240.055	M27X260*	10	04210.270.260			

HV structural nut

HV Voorspanmoer / Écrou HV à haute résistance

EN 14399-4

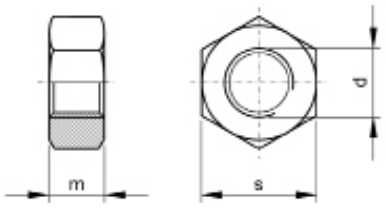



Technical Data

d	m	P	s	d	m	P	s
M12	10	1.75	22	M36	29	4.00	60
M16	13	2.00	27	M39	31	4.00	65
M20	16	2.50	32	M42	34	4.50	70
M22	18	2.50	36	M45	36	4.50	75
M24	20	3.00	41	M48	38	5.00	80
M27	22	3.00	46	M56	45	5.50	90
M30	24	3.50	50	M64	51	6.00	100

Article groups

Thread	Driving features	Material	Class	Surface treatment	Code	Page
M	Hexagon	St.	10	Plain	04025	1-80
M	Hexagon	St.	10	HDG	04225	1-80

04025 **PEINER HV structural nut / PEINER HV Zeskantmoer / PEINER Écrou hexagonal HV à haute résistance** **C05A**

Thread Metric thread
Material Steel
Class 10
Surface treatment Plain

CE



d	✉	Art.number	d	✉	Art.number	d	✉	Art.number
M12	200	04025.120.001	M22	50	04025.220.001	M30	50	04025.300.001
M16	100	04025.160.001	M24	50	04025.240.001	M36	25	04025.360.001
M20	100	04025.200.001	M27	50	04025.270.001			

04225 **PEINER HV structural nut / PEINER HV Zeskantmoer / PEINER Écrou hexagonal HV à haute résistance** **C05A**

Thread Metric thread
Material Steel
Class 10
Surface treatment Hot dip galvanized

CE



d	✉	Art.number	d	✉	Art.number	d	✉	Art.number
M12	200	04225.120.001	M24	50	04225.240.001	M39	1	04225.390.001
M16	100	04225.160.001	M27	50	04225.270.001	M42	1	04225.420.001
M20	100	04225.200.001	M30	50	04225.300.001	M45	1	04225.450.001
M22	50	04225.220.001	M36	25	04225.360.001	M48	1	04225.480.001

- Hot dip galvanized high-strength structural nuts according to EN 14399-4 are supplied lubricated.

HV structural washer

HV Voorspanring / Rondelle HV à haute résistance

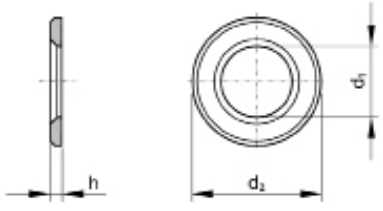

EN **14399-6**
DASt 021



Technical Data

For nom. size	d_1	d_2	h
M12	13	24	3
M16	17	30	4
M20	21	37	4
M22	23	39	4
M24	25	44	4
M27	28	50	5
M30	31	56	5
M33	34	60	5

For nom. size	d_1	d_2	h
M36	37	66	6
M39	41	72	6
M42	44	78	8
M45	47	85	8
M48	50	92	8
M56	58	105	10
M64	66	115	10

Article groups

Material	Surface treatment	Code	Page
St. 300-370 HV10	Plain	04035	1-81
St. 300-370 HV10	HDG	04237	1-81

04035 **PEINER HV structural washer / PEINER HV Voorspanring / PEINER Rondelle HV à haute résistance** **C05A**

Material Steel 300-370 HV10
Surface treatment Plain

CE



For nom. size	✉	Art.number	For nom. size	✉	Art.number	For nom. size	✉	Art.number
M12	400	04035.120.001	M22	200	04035.220.001	M30	100	04035.300.001
M16	200	04035.160.001	M24	200	04035.240.001	M33	50	04035.330.001
M20	200	04035.200.001	M27	100	04035.270.001	M36	50	04035.360.001

04237 **PEINER HV structural washer / PEINER HV Voorspanring / PEINER Rondelle HV à haute résistance** **C05A**

Material Steel 300-370 HV10
Surface treatment Hot dip galvanized

CE

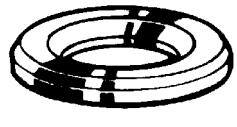

For nom. size	✉	Art.number	For nom. size	✉	Art.number	For nom. size	✉	Art.number
M12	400	04237.120.001	M24	200	04237.240.001	M39	50	04237.390.001
M16	200	04237.160.001	M27	100	04237.270.001	M42	50	04237.420.001
M20	200	04237.200.001	M30	100	04237.300.001	M48	1	04237.480.001
M22	200	04237.220.001	M36	50	04237.360.001			

Square taper washer for I-sections

Hellingsluitplaat voor I-profiel / Plaquette oblique pour profilés en I

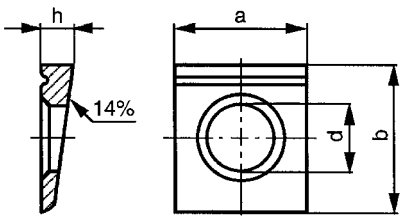

DIN 6917



Technical Data

For nom. size	a	b	Diameter (mm)	h
M12	26	30	13	6.2
M16	32	36	17	7.5
M20	40	44	21	9.2
M22	44	50	23	10
M24	56	56	25	10.8
M27	56	56	28	10.8
M30	62	62	31	11.7
M36	68	68	37	12.5

04240 Square taper washer for I-sections / Hellingsluitplaat voor I-profiel / Plaquette oblique pour profilés en I **C05A**

Material Steel 295-350 HV10
Surface treatment Hot dip galvanized



For nom. size	✉	Art.number	For nom. size	✉	Art.number	For nom. size	✉	Art.number
M12	200	04240.120.001	M20	100	04240.200.001	M27	50	04240.270.001
M16	100	04240.160.001	M24	50	04240.240.001	M30	50	04240.300.001

Square taper washer for U-sections

Hellingsluitplaat voor U-profielen / Plaquette oblique pour profilés en U

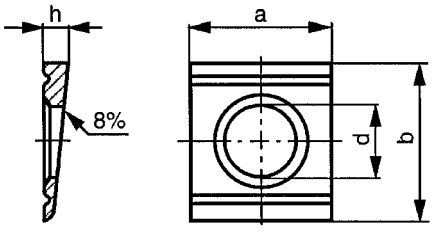

DIN 6918



Technical Data

For nom. size	a	b	Diameter (mm)	h
M12	26	30	13	4.9
M16	32	36	17	5.9
M20	40	44	21	7
M22	44	50	23	8
M24	56	56	25	8.5
M27	56	56	28	8.5
M30	62	62	31	9
M36	68	68	37	9.4

04250 Square taper washer for U-sections / Hellingsluitplaat voor U-profielen / Plaquette oblique pour profilés en U **C05A**

Material Steel 295-350 HV10
Surface treatment Hot dip galvanized



For nom. size	✉	Art.number	For nom. size	✉	Art.number	For nom. size	✉	Art.number
M12	200	04250.120.001	M20	100	04250.200.001	M27	50	04250.270.001
M16	100	04250.160.001	M24	50	04250.240.001	M30	50	04250.300.001

Hexagon fit bolt with long thread

Zeskant pasbout met lang draadgedeelte / Corps de boulon ajustable à tête hexagonale à téton fileté long

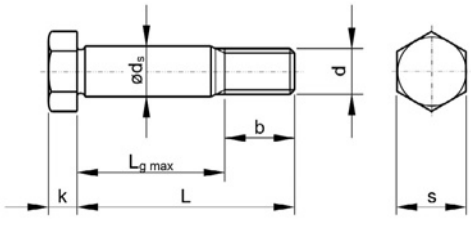

DIN 609



Technical Data

d	b:L≤50mm	b:50mm<L≤150mm	b (min.): L>150mm	d_s (k6)	k	P	s	Tolerance drill ø
M8	14.5	16.5	21.5	9 (9.001-9.010)	5.3	1.25	13	H7
M10	17.5	19.5	24.5	11 (11.001-11.012)	6.4	1.50	16	H7
M12	20.5	22.5	27.5	13 (13.001-13.012)	7.5	1.75	18	H7
M14	22	24	29	15 (15.001-15.012)	8.8	2.00	21	H7
M16	25	27	32	17 (17.001-17.012)	10	2.00	24	H7
M18	27.5	29.5	34.5	19 (19.002-19.015)	11.5	2.50	27	H7
M20	28.5	30.5	35.5	21 (21.002-21.015)	12.5	2.50	30	H7
M24	-	36.5	41.5	25 (25.002-25.015)	15	3.00	36	H7
M30	-	43	48	32 (32.002-32.018)	19	3.50	46	H7
M36	-	49	54	38 (38.002-38.018)	22	4.00	55	H7

Article groups

Thread	Driving features	Material	Class	Surface treatment	Code	Page
M	Hexagon	St.	8.8	Plain	01040	1-84
M	Hexagon	St.	10.9	Plain	01041	1-85

01040 Hexagon fit bolt with long thread / Zeskant pasbout met lang draadgedeelte / Corps de boulon ajustable à tête hexagonale à téton fileté long **A90A**

Thread Metric thread
Material Steel
Class 8.8
Surface treatment Plain



d x L x L_g	✉	Art.number
M8X25X11,6	25	01040.080.025
M8X30X16,6	25	01040.080.030
M8X32X18,6*	25	01040.080.032
M8X35X21,6*	25	01040.080.035
M8X40X26,6	25	01040.080.040
M8X45X31,6*	25	01040.080.045
M8X50X36,6*	25	01040.080.050
M8X60X44,6	25	01040.080.060
M8X70X54,6*	25	01040.080.070
M10X30X13,9	25	01040.100.030
M10X35X18,9	25	01040.100.035
M10X40X23,9	25	01040.100.040
M10X45X28,9	25	01040.100.045
M10X50X33,9	25	01040.100.050
M10X55X36,9	25	01040.100.055
M10X60X41,9	25	01040.100.060
M10X65X46,9*	25	01040.100.065
M10X70X51,9*	25	01040.100.070
M10X75X56,9*	25	01040.100.075
M10X80X61,9*	25	01040.100.080
M10X90X71,9*	25	01040.100.090
M10X100X81,9*	25	01040.100.100
M12X30X10,7	25	01040.120.030
M12X35X15,7	25	01040.120.035
M12X40X20,7	25	01040.120.040
M12X45X25,7	25	01040.120.045
M12X50X30,7	25	01040.120.050
M12X55X33,7	25	01040.120.055
M12X60X38,7	25	01040.120.060
M12X65X43,7*	25	01040.120.065
M12X70X48,7	25	01040.120.070
M12X75X53,7*	10	01040.120.075
M12X80X58,7*	10	01040.120.080
M12X90X68,7*	10	01040.120.090
M12X100X78,7*	10	01040.120.100
M14X35X14*	10	01040.140.035
M14X40X19*	10	01040.140.040
M14X45X24*	10	01040.140.045
M14X50X29*	10	01040.140.050
M14X60X37*	10	01040.140.060
M14X65X42*	10	01040.140.065
M14X70X47*	10	01040.140.070
M14X80X57*	10	01040.140.080
M16X40X16	10	01040.160.040
M16X45X21	10	01040.160.045
M16X50X26	10	01040.160.050
M16X55X29	10	01040.160.055
M16X60X34	10	01040.160.060
M16X65X39*	10	01040.160.065
M16X70X44	10	01040.160.070
M16X75X49*	10	01040.160.075
M16X80X54	10	01040.160.080
M16X85X59*	10	01040.160.085
M16X90X64	10	01040.160.090
M16X100X74	10	01040.160.100
M16X105X79	10	01040.160.105
M16X120X94	10	01040.160.120
M18X70X41,7	10	01040.180.070
M20X45X17,7	5	01040.200.045
M20X50X22,7	5	01040.200.050
M20X55X25,7	5	01040.200.055
M20X60X30,7	5	01040.200.060
M20X65X35,7*	10	01040.200.065
M20X70X40,7	5	01040.200.070
M20X75X45,7*	10	01040.200.075
M20X80X50,7	5	01040.200.080
M20X85X55,7*	10	01040.200.085
M20X90X60,7	5	01040.200.090
M20X100X70,7	5	01040.200.100
M20X110X80,7	1	01040.200.110
M20X120X90,7	5	01040.200.120
M20X130X100,7*	10	01040.200.130
M20X140X110,7*	10	01040.200.140
M20X150X115,7*	10	01040.200.150
M20X160X125,7*	10	01040.200.160
M20X180X145,7*	10	01040.200.180
M20X200X165,7*	10	01040.200.200
M24X55X19,8	3	01040.240.055
M24X60X24,8	3	01040.240.060
M24X65X29,8	10	01040.240.065
M24X70X34,8	3	01040.240.070
M24X75X39,8*	5	01040.240.075
M24X80X44,8	3	01040.240.080
M24X85X49,8*	5	01040.240.085
M24X90X54,8	3	01040.240.090
M24X100X64,8	3	01040.240.100
M24X110X74,8*	5	01040.240.110
M24X120X84,8	3	01040.240.120
M24X130X94,8*	5	01040.240.130
M24X140X104,8*	5	01040.240.140
M24X150X114,8	5	01040.240.150
M24X160X119,8*	5	01040.240.160
M24X180X139,8*	5	01040.240.180
M24X200X159,8*	5	01040.240.200

Go to www.fabory.com for all your tools, safety and metalworking products

01040 Hexagon fit bolt with long thread / Zeskant pasbout met lang draadgedeelte / Corps de boulon ajustable à tête hexagonale à téton fileté long ←

d x L x L_g	✉	Art.number	d x L x L_g	✉	Art.number	d x L x L_g	✉	Art.number
M30X70X28,5*	5	01040.300.070	M30X130X88,5*	5	01040.300.130	M36X110X62*	5	01040.360.110
M30X75X33,5*	5	01040.300.075	M30X140X98,5*	1	01040.300.140	M36X120X72*	5	01040.360.120
M30X80X38,5*	5	01040.300.080	M30X150X108,5	1	01040.300.150	M36X130X82*	5	01040.360.130
M30X85X43,5*	5	01040.300.085	M30X160X113,5*	5	01040.300.160	M36X140X92	1	01040.360.140
M30X90X48,5*	5	01040.300.090	M30X200X153,5*	5	01040.300.200	M36X150X102*	1	01040.360.150
M30X100X58,5	1	01040.300.100				M36X160X107*	5	01040.360.160
M30X110X68,5*	5	01040.300.110	M36X90X42*	5	01040.360.090			
M30X120X78,5*	1	01040.300.120	M36X100X52*	5	01040.360.100			

01041 Hexagon fit bolt with long thread / Zeskant pasbout met lang draadgedeelte / Corps de boulon ajustable à tête hexagonale à téton fileté long C01A

Thread Metric thread
Material Steel
Class 10.9
Surface treatment Plain



d x L x L_g	✉	Art.number	d x L x L_g	✉	Art.number	d x L x L_g	✉	Art.number
M8X25X11,6*	25	01041.080.025	M12X55X33,7*	25	01041.120.055	M20X80X50,7*	10	01041.200.080
M8X30X16,6*	25	01041.080.030	M12X60X38,7*	25	01041.120.060	M20X85X55,7*	10	01041.200.085
M8X35X21,6*	25	01041.080.035				M20X90X60,7*	10	01041.200.090
M8X40X26,6*	25	01041.080.040	M16X40X16*	10	01041.160.040	M20X100X70,7*	10	01041.200.100
M8X45X31,6*	25	01041.080.045	M16X45X21*	10	01041.160.045	M20X110X80,7*	10	01041.200.110
M8X50X36,6*	50	01041.080.050	M16X50X26*	10	01041.160.050	M20X120X90,7*	10	01041.200.120
			M16X55X29*	10	01041.160.055			
M10X30X13,9*	25	01041.100.030	M16X60X34*	10	01041.160.060	M24X60X24,8*	10	01041.240.060
M10X35X18,9*	25	01041.100.035	M16X65X39*	10	01041.160.065	M24X65X29,8*	10	01041.240.065
M10X40X23,9*	25	01041.100.040	M16X70X44*	10	01041.160.070	M24X70X34,8*	10	01041.240.070
M10X45X28,9*	25	01041.100.045	M16X80X54*	10	01041.160.080	M24X75X39,8*	5	01041.240.075
M10X50X33,9*	25	01041.100.050	M16X90X64*	10	01041.160.090	M24X80X44,8*	5	01041.240.080
M10X55X36,9*	25	01041.100.055	M16X100X74*	10	01041.160.100	M24X85X49,8*	5	01041.240.085
M10X60X41,9*	25	01041.100.060				M24X90X54,8*	5	01041.240.090
			M20X45X17,7*	10	01041.200.045	M24X100X64,8*	5	01041.240.100
M12X30X10,7*	25	01041.120.030	M20X50X22,7*	10	01041.200.050	M24X110X74,8*	5	01041.240.110
M12X35X15,7*	25	01041.120.035	M20X55X25,7*	10	01041.200.055	M24X120X84,8*	5	01041.240.120
M12X40X20,7*	25	01041.120.040	M20X60X30,7*	10	01041.200.060	M24X130X94,8*	5	01041.240.130
M12X45X25,7*	25	01041.120.045	M20X70X40,7*	10	01041.200.070	M24X140X104,8*	5	01041.240.140
M12X50X30,7*	25	01041.120.050	M20X75X45,7*	10	01041.200.075			

- Warning: electroplating of these products may cause hydrogen embrittlement.

Hexagon head fit bolt with short thread

Zeskant bout met korte tap / Vis à tête hexagonale, à corps ajusté

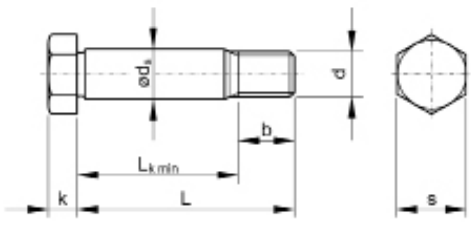

DIN 610

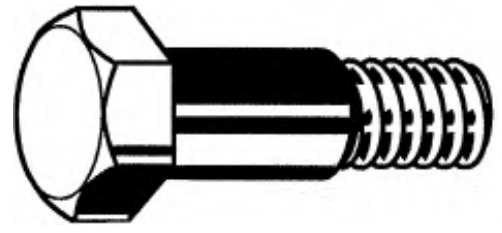

Technical Data

d	b:L≤50mm	b:50mm<L≤150mm	b : L>150mm	d_s (k6)	k	P	s
M8	11.5	13.5	18.5	9 (9.001-9.010)	5.3	1.25	13
M10	13.5	15.5	20.5	11 (11.001-11.012)	6.4	1.50	16
M12	15.5	17.5	22.5	13 (13.001-13.012)	7.5	1.75	18
M14	17	19	24	15 (15.001-15.012)	8.8	2.00	21
M16	19	21	26	17 (17.001-17.012)	10	2.00	24
M20	22.5	24.5	29.5	21 (21.002-21.015)	12.5	2.50	30
M24	26.5	28.5	33.5	25 (25.002-25.015)	15	3.00	36
M30	-	34	39	32 (32.002-32.018)	19	3.50	46
M36	-	36	41	38 (38.002-38.018)	22	4.00	55

Article groups

Thread	Driving features	Material	Class	Surface treatment	Code	Page
M	Hexagon	St.	8.8	Plain	01046	1-86
M	Hexagon	St.	10.9	Plain	04145	1-87

01046 Hexagon head fit bolt with short thread / Zeskant bout met korte tap / Vis à tête hexagonale, à corps ajusté A90A

Thread Metric thread
Material Steel
Class 8.8
Surface treatment Plain

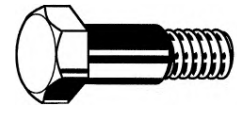

d x L x L_k	✉	Art.number	d x L x L_k	✉	Art.number	d x L x L_k	✉	Art.number
M8X25X14,6*	25	01046.080.025	M14X40X24*	10	01046.140.040	M20X100X76,7*	10	01046.200.100
M8X30X19,6*	25	01046.080.030	M14X45X29*	10	01046.140.045	M20X110X86,7*	10	01046.200.110
M8X35X24,6*	25	01046.080.035	M14X50X34*	10	01046.140.050	M20X120X96,7*	10	01046.200.120
M8X40X29,6*	25	01046.080.040	M14X55X37*	10	01046.140.055	M20X130X106,7*	10	01046.200.130
M8X45X34,6*	25	01046.080.045	M14X60X42*	10	01046.140.060	M20X150X116,7*	10	01046.200.150
M8X50X39,6*	25	01046.080.050	M14X65X47*	10	01046.140.065			
M8X60X47,6*	25	01046.080.060	M14X70X52*	10	01046.140.070	M24X60X32,8*	10	01046.240.060
M8X80X67,6*	25	01046.080.080	M14X80X62*	10	01046.140.080	M24X65X37,8*	10	01046.240.065
						M24X70X42,8*	10	01046.240.070
M10X30X17,4*	25	01046.100.030	M16X35X17*	10	01046.160.035	M24X75X47,8*	5	01046.240.075
M10X35X22,4*	25	01046.100.035	M16X40X22*	10	01046.160.040	M24X80X52,8*	5	01046.240.080
M10X40X27,4*	25	01046.100.040	M16X45X27*	10	01046.160.045	M24X85X57,8*	5	01046.240.085
M10X45X32,4*	25	01046.100.045	M16X50X32	10	01046.160.050	M24X90X62,8*	5	01046.240.090
M10X50X37,4*	25	01046.100.050	M16X55X35*	10	01046.160.055	M24X100X72,8*	5	01046.240.100
M10X55X40,4*	25	01046.100.055	M16X60X40*	10	01046.160.060	M24X110X82,8*	5	01046.240.110
M10X60X45,4*	25	01046.100.060	M16X65X45*	10	01046.160.065	M24X120X92,8*	5	01046.240.120
M10X65X50,4*	25	01046.100.065	M16X70X50*	10	01046.160.070	M24X130X102,8*	5	01046.240.130
M10X70X55,4*	25	01046.100.070	M16X75X55*	10	01046.160.075	M24X140X112,8*	5	01046.240.140
M10X80X65,4*	25	01046.100.080	M16X80X60*	10	01046.160.080	M24X150X117,8*	5	01046.240.150
M10X90X75,4*	25	01046.100.090	M16X85X65*	10	01046.160.085			
			M16X90X70*	10	01046.160.090	M30X80X47,5*	5	01046.300.080
M12X30X15,7*	25	01046.120.030	M16X100X80*	10	01046.160.100	M30X90X57,5*	5	01046.300.090
M12X35X20,7*	25	01046.120.035	M16X110X90*	10	01046.160.110	M30X95X62,5*	5	01046.300.095
M12X40X25,7*	25	01046.120.040	M16X120X100*	10	01046.160.120	M30X100X67,5*	5	01046.300.100
M12X45X30,7*	25	01046.120.045				M30X110X77,5*	5	01046.300.110
M12X50X35,7*	25	01046.120.050	M20X40X18,7*	10	01046.200.040	M30X120X87,5*	5	01046.300.120
M12X55X38,7*	25	01046.120.055	M20X45X23,7*	10	01046.200.045	M30X130X97,5*	5	01046.300.130
M12X60X43,7*	25	01046.120.060	M20X50X28,7*	10	01046.200.050			
M12X65X48,7*	25	01046.120.065	M20X55X31,7*	10	01046.200.055	M36X90X51*	5	01046.360.090
M12X70X53,7*	25	01046.120.070	M20X60X36,7*	10	01046.200.060	M36X100X61*	5	01046.360.100
M12X75X58,7*	10	01046.120.075	M20X65X41,7*	10	01046.200.065	M36X110X71*	5	01046.360.110
M12X80X63,7*	10	01046.120.080	M20X70X46,7*	10	01046.200.070	M36X120X81*	5	01046.360.120
M12X90X73,7*	10	01046.120.090	M20X75X51,7*	10	01046.200.075	M36X130X91*	5	01046.360.130
M12X100X83,7*	10	01046.120.100	M20X80X56,7*	10	01046.200.080	M36X140X101*	5	01046.360.140
			M20X85X61,7*	10	01046.200.085	M36X150X111*	5	01046.360.150
M14X35X19*	10	01046.140.035	M20X90X66,7*	10	01046.200.090	M36X160X116*	5	01046.360.160

04145 **Hexagon head fit bolt with short thread / Zeskant bout met korte tap / Vis à tête hexagonale, à corps ajusté** **C02A**

Thread	Metric thread
Material	Steel
Class	10.9
Surface treatment	Plain

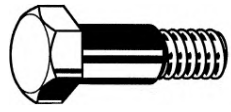

d x L x L_k	✉	Art.number	d x L x L_k	✉	Art.number	d x L x L_k	✉	Art.number
M8X25X14,6*	25	04145.080.025				M20X65X41,7*	10	04145.200.065
M8X30X19,6*	25	04145.080.030	M16X35X17*	10	04145.160.035	M20X70X46,7*	10	04145.200.070
M8X40X29,6*	25	04145.080.040	M16X40X22*	10	04145.160.040	M20X80X56,7*	10	04145.200.080
M8X45X34,6*	25	04145.080.045	M16X45X27*	10	04145.160.045	M20X85X61,7*	10	04145.200.085
M8X50X39,6*	25	04145.080.050	M16X50X32*	10	04145.160.050	M20X90X66,7*	10	04145.200.090
			M16X55X35*	10	04145.160.055	M20X100X76,7*	10	04145.200.100
M10X30X17,4*	25	04145.100.030	M16X60X40*	10	04145.160.060	M20X110X86,7*	10	04145.200.110
M10X35X22,4*	25	04145.100.035	M16X65X45*	10	04145.160.065	M20X120X96,7*	10	04145.200.120
M10X40X27,4*	25	04145.100.040	M16X70X50*	10	04145.160.070			
M10X45X32,4*	25	04145.100.045	M16X75X55*	10	04145.160.075	M24X60X32,8*	10	04145.240.060
M10X50X37,4*	25	04145.100.050	M16X80X60*	10	04145.160.080	M24X65X37,8*	10	04145.240.065
M10X55X40,4*	25	04145.100.055	M16X85X65*	10	04145.160.085	M24X70X42,8*	10	04145.240.070
M10X60X45,4*	25	04145.100.060	M16X90X70*	10	04145.160.090	M24X75X47,8*	5	04145.240.075
			M16X100X80*	10	04145.160.100	M24X80X52,8*	5	04145.240.080
M12X30X15,7*	25	04145.120.030	M16X110X90*	10	04145.160.110	M24X85X57,8*	5	04145.240.085
M12X35X20,7*	25	04145.120.035				M24X90X62,8*	5	04145.240.090
M12X40X25,7*	25	04145.120.040	M20X40X18,7*	10	04145.200.040	M24X100X72,8*	5	04145.240.100
M12X45X30,7*	25	04145.120.045	M20X45X23,7*	10	04145.200.045	M24X110X82,8*	5	04145.240.110
M12X50X35,7*	25	04145.120.050	M20X50X28,7*	10	04145.200.050	M24X120X92,8*	5	04145.240.120
M12X55X38,7*	25	04145.120.055	M20X55X31,7*	10	04145.200.055	M24X130X102,8*	5	04145.240.130
M12X60X43,7*	25	04145.120.060	M20X60X36,7*	10	04145.200.060	M24X140X112,8*	5	04145.240.140

- Warning: electroplating of these products may cause hydrogen embrittlement.

Hexagon flange bolt

Zeskantflensbout / Vis à tête hexagonale à embase lisse métrique

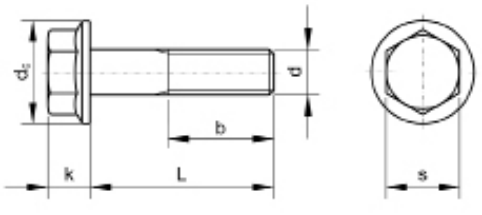

DIN	**6921**
ISO	≈4162
EN	≈1665
ASME	≈B18.2.3.4M



Technical Data

d	b (min.)	d_c (max.)	k (max.)	P	s
M5	16	11.8	5.4	0.80	8
M6	18	14.2	6.6	1.00	10
M8	22	18	8.1	1.25	13
M10	26	22.3	9.2	1.50	15
M12	30	26.6	11.5	1.75	16
M14	34	30.5	12.8	2.00	18
M16	38	35	14.4	2.00	21
M20	46	43	17.1	2.50	27

Specific features of hexagon bolts with flange:
- The flange enables built up forces under the bolt head to be spread over a larger area, consequently resulting in lower surface pressure.
- Large (oversized) holes and/or tooling holes can be covered by the flange.
- Washers are not necessary.

Article groups

Thread	Driving features	Material	Class	Surface treatment	Code	Page
M	Hexagon	St.	8.8	Plain	01255	1-88
M	Hexagon	St.	10.9	Plain	04132	1-88
M	Hexagon	St.	10.9	ZPL	04137	1-88

01255 Hexagon flange bolt / Zeskantflensbout / Vis à tête hexagonale à embase lisse métrique A94A

Thread Metric thread
Material Steel
Class 8.8
Surface treatment Plain



d x L	✉	Art.number	d x L	✉	Art.number	d x L	✉	Art.number
M6X12*	500	01255.060.012	M10X16*	200	01255.100.016	M12X50*	100	01255.120.050
M6X16*	500	01255.060.016	M10X20*	200	01255.100.020	M12X60*	100	01255.120.060
M6X20*	500	01255.060.020	M10X25	200	01255.100.025	M12X70*	50	01255.120.070
M6X25*	500	01255.060.025	M10X30*	200	01255.100.030	M12X80*	50	01255.120.080
M6X30*	500	01255.060.030	M10X40*	100	01255.100.040	M12X90*	50	01255.120.090
			M10X45*	100	01255.100.045	M12X100*	50	01255.120.100
M8X12*	200	01255.080.012	M10X50*	100	01255.100.050			
M8X16*	200	01255.080.016	M10X60*	100	01255.100.060	M16X30*	50	01255.160.030
M8X20	200	01255.080.020				M16X35*	50	01255.160.035
M8X25	200	01255.080.025	M12X20*	100	01255.120.020	M16X40*	50	01255.160.040
M8X30*	200	01255.080.030	M12X25*	100	01255.120.025	M16X45*	50	01255.160.045
M8X35*	200	01255.080.035	M12X30*	100	01255.120.030	M16X50*	50	01255.160.050
M8X40*	200	01255.080.040	M12X35*	100	01255.120.035	M16X60*	50	01255.160.060
M8X50*	200	01255.080.050	M12X40*	100	01255.120.040	M16X65*	25	01255.160.065
			M12X45*	100	01255.120.045	M16X70*	25	01255.160.070

04132 Hexagon flange bolt / Zeskantflensbout / Vis à tête hexagonale à embase lisse métrique A92A

Thread Metric thread
Material Steel
Class 10.9
Surface treatment Plain



d x L	✉	Art.number	d x L	✉	Art.number	d x L	✉	Art.number
M5X10*	500	04132.050.010	M8X40	200	04132.080.040	M12X60	100	04132.120.060
M5X12*	500	04132.050.012	M8X50	200	04132.080.050	M12X70	50	04132.120.070
M5X16*	500	04132.050.016				M12X80	50	04132.120.080
M5X20*	500	04132.050.020	M10X16*	200	04132.100.016	M12X90	50	04132.120.090
			M10X20	200	04132.100.020			
M6X12	500	04132.060.012	M10X25	200	04132.100.025	M14X35	50	04132.140.035
M6X16*	500	04132.060.016	M10X30	200	04132.100.030	M14X40	50	04132.140.040
M6X20	200	04132.060.020	M10X35	100	04132.100.035	M14X45	50	04132.140.045
M6X25	200	04132.060.025	M10X40	100	04132.100.040	M14X50	50	04132.140.050
M6X30	200	04132.060.030	M10X50	100	04132.100.050			
M6X40	200	04132.060.040	M10X60	100	04132.100.060	M16X30*	50	04132.160.030
			M10X70	100	04132.100.070	M16X35	50	04132.160.035
M8X10*	200	04132.080.010				M16X40	50	04132.160.040
M8X12*	200	04132.080.012	M12X25	100	04132.120.025	M16X45	50	04132.160.045
M8X16	200	04132.080.016	M12X30	100	04132.120.030	M16X50	50	04132.160.050
M8X20	200	04132.080.020	M12X35	100	04132.120.035	M16X60	50	04132.160.060
M8X25	200	04132.080.025	M12X40	100	04132.120.040	M16X70	25	04132.160.070
M8X30	200	04132.080.030	M12X45	100	04132.120.045	M16X80	25	04132.160.080
M8X35	200	04132.080.035	M12X50	100	04132.120.050			

- Warning: electroplating of these products may cause hydrogen embrittlement.

04137 Hexagon flange bolt / Zeskantflensbout / Vis à tête hexagonale à embase lisse métrique A92A

Thread Metric thread
Material Steel
Class 10.9
Surface treatment Zinc plated



d x L	✉	Art.number	d x L	✉	Art.number	d x L	✉	Art.number
M5X10	500	04137.050.010	M8X30	200	04137.080.030	M12X35	100	04137.120.035
M5X12	500	04137.050.012	M8X40*	200	04137.080.040	M12X40	100	04137.120.040
M5X16*	500	04137.050.016	M8X50*	200	04137.080.050	M12X45*	100	04137.120.045
M5X20*	500	04137.050.020				M12X50	100	04137.120.050
			M10X16*	200	04137.100.016	M12X60*	100	04137.120.060
M6X12	500	04137.060.012	M10X20*	200	04137.100.020	M12X70*	50	04137.120.070
M6X16	500	04137.060.016	M10X25	200	04137.100.025	M12X80*	50	04137.120.080
M6X20	500	04137.060.020	M10X30	200	04137.100.030			
M6X25	500	04137.060.025	M10X40	100	04137.100.040	M16X35*	50	04137.160.035
M6X30*	500	04137.060.030	M10X50*	100	04137.100.050	M16X40	50	04137.160.040
			M10X60*	100	04137.100.060	M16X50	50	04137.160.050
M8X10*	200	04137.080.010				M16X60*	50	04137.160.060
M8X16	200	04137.080.016	M12X25	100	04137.120.025	M16X70*	25	04137.160.070
M8X20	200	04137.080.020	M12X30	100	04137.120.030			

- Warning: electroplating of these products may cause hydrogen embrittlement.

Hexagon flange bolt MF

Zeskantflensbout MF / Vis à tête hexagonale à embase MF

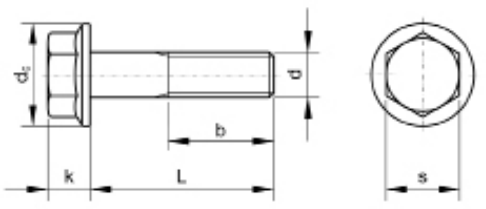

DIN	**6921**
ISO	≈4162
EN	≈1665
ASME	≈B18.2.3.4M



Technical Data

d	b (min.)	d_c (max.)	k (max.)	s
M8	22	18	8.1	13
M10	26	22.3	9.2	15
M12	30	26.6	11.5	16
M14	34	30.5	12.8	18
M16	38	35	14.4	21

- Special features of hexagon bolts with flange:
- The flange enables built up forces to be spread over a larger area, consequently resulting in lower surface pressure.
- Large holes (oversized) and/or tooling holes can be covered by the flange.
- A washer is not necessary.

04135 **Hexagon flange bolt MF / Zeskantflensbout MF / Vis à tête hexagonale à embase MF** **A92A**

Thread	Metric fine thread
Material	Steel
Class	10.9
Surface treatment	Plain



d x P x L	✉	Art.number	d x P x L	✉	Art.number	d x P x L	✉	Art.number
M8X1,00X25	200	04135.080.025	M10X1,25X70	100	04135.100.070	M14X1,50X50	50	04135.140.050
M8X1,00X30	200	04135.080.030				M14X1,50X60	50	04135.140.060
			M12X1,50X30	100	04135.120.030			
M10X1,25X20	200	04135.100.020	M12X1,50X40	100	04135.120.040	M16X1,50X35	50	04135.160.035
M10X1,25X30	200	04135.100.030	M12X1,50X45	100	04135.120.045	M16X1,50X45	50	04135.160.045
M10X1,25X40	100	04135.100.040				M16X1,50X50	50	04135.160.050
M10X1,25X50	100	04135.100.050	M14X1,50X35	50	04135.140.035	M16X1,50X60	50	04135.160.060
M10X1,25X60	100	04135.100.060	M14X1,50X40	50	04135.140.040			

- Warning: electroplating of these products may cause hydrogen embrittlement.

Hexagon flange bolt, fully threaded

Zeskantflensbout, voldraad / Vis à tête hexagonale à embase métrique, filetage total

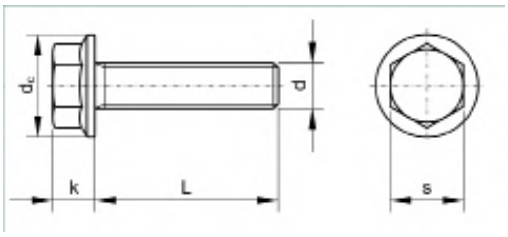

DIN	**≈6921**
ISO	≈4162
EN	≈1665
ASME	≈B18.2.3.4M



Technical Data

d	b (min.)	d_c (max.)	k (max.)	P	s
M5	16	11.8	5.4	0.80	8
M6	18	14.2	6.6	1.00	10
M8	22	18	8.1	1.25	13
M10	26	22.3	9.2	1.50	15
M12	30	26.6	11.5	1.75	16

Article groups

Thread	Driving features	Material	Class	Code	Page
M	Hexagon	St.st. A2	70	51018	1-90
M	Hexagon	St.st. A4	70	55018	1-90

51018 Hexagon flange bolt, fully threaded / Zeskantflensbout, voldraad / Vis à tête hexagonale à embase métrique, filetage total Q01A

Thread Metric thread
Material Stainless steel A2
Class 70



d x L	✉	Art.number	d x L	✉	Art.number	d x L	✉	Art.number
M5X8	200	51018.050.008	M6X40	200	51018.060.040	M8X70*	200	51018.080.070
M5X10	200	51018.050.010	M6X45*	200	51018.060.045	M8X80*	200	51018.080.080
M5X12	200	51018.050.012	M6X50*	200	51018.060.050			
M5X16	200	51018.050.016	M6X55*	200	51018.060.055	M10X16*	100	51018.100.016
M5X20	200	51018.050.020	M6X60*	200	51018.060.060	M10X20	100	51018.100.020
M5X25	200	51018.050.025				M10X25	100	51018.100.025
M5X30*	200	51018.050.030	M8X12	200	51018.080.012	M10X30	100	51018.100.030
M5X35*	200	51018.050.035	M8X16	200	51018.080.016	M10X35	100	51018.100.035
M5X40*	200	51018.050.040	M8X20	200	51018.080.020	M10X40*	100	51018.100.040
M5X45*	200	51018.050.045	M8X25	200	51018.080.025	M10X45*	100	51018.100.045
M5X50*	200	51018.050.050	M8X30	200	51018.080.030	M10X50*	100	51018.100.050
			M8X35	200	51018.080.035	M10X55*	100	51018.100.055
M6X10	200	51018.060.010	M8X40	200	51018.080.040	M10X60*	100	51018.100.060
M6X12	200	51018.060.012	M8X45	200	51018.080.045	M10X65*	100	51018.100.065
M6X16	200	51018.060.016	M8X50	200	51018.080.050	M10X70	100	51018.100.070
M6X20	200	51018.060.020	M8X55*	200	51018.080.055	M10X80*	100	51018.100.080
M6X25	200	51018.060.025	M8X60*	200	51018.080.060			
M6X30	200	51018.060.030	M8X65*	200	51018.080.065	M12X60	50	51018.120.060
M6X35*	200	51018.060.035						

55018 Hexagon flange bolt, fully threaded / Zeskantflensbout, voldraad / Vis à tête hexagonale à embase métrique, filetage total Q41A

Thread Metric thread
Material Stainless steel A4
Class 70



d x L	✉	Art.number	d x L	✉	Art.number	d x L	✉	Art.number
M5X8*	200	55018.050.008	M6X10*	200	55018.060.010			
M5X10*	200	55018.050.010	M6X12	200	55018.060.012	M8X12*	200	55018.080.012
M5X12*	200	55018.050.012	M6X16	200	55018.060.016	M8X16*	200	55018.080.016
M5X16*	200	55018.050.016	M6X20	200	55018.060.020	M8X20	200	55018.080.020
M5X20*	200	55018.050.020	M6X25*	200	55018.060.025	M8X25*	200	55018.080.025
M5X25	200	55018.050.025	M6X30*	200	55018.060.030	M8X30*	200	55018.080.030
M5X30*	200	55018.050.030	M6X35	200	55018.060.035	M8X35*	200	55018.080.035
M5X35*	200	55018.050.035	M6X40*	200	55018.060.040	M8X40*	200	55018.080.040
M5X40*	200	55018.050.040	M6X45*	200	55018.060.045	M8X45*	200	55018.080.045
M5X45*	200	55018.050.045	M6X50*	200	55018.060.050	M8X50*	200	55018.080.050
M5X50*	200	55018.050.050	M6X55*	200	55018.060.055	M8X55*	200	55018.080.055
			M6X60*	200	55018.060.060	M8X60*	200	55018.080.060

55018 **Hexagon flange bolt, fully threaded / Zeskantflensbout, voldraad / Vis à tête hexagonale à embase métrique, filetage total** ←

d x L	✉	Art.number	d x L	✉	Art.number	d x L	✉	Art.number
			M10X35*	100	55018.100.035	M10X60*	100	55018.100.060
M10X16*	100	55018.100.016	M10X40*	100	55018.100.040	M10X65*	100	55018.100.065
M10X20*	100	55018.100.020	M10X45*	100	55018.100.045	M10X70*	100	55018.100.070
M10X25*	100	55018.100.025	M10X50*	100	55018.100.050	M10X80*	100	55018.100.080
M10X30*	100	55018.100.030	M10X55*	100	55018.100.055			

Hexagon flange bolt with serrated flange, fully threaded

Zeskantflensbout met vertanding, voldraad / Vis à tête hexagonale à embase crantée, filetage total

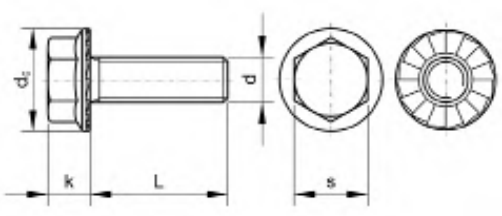

DIN	**≈6921**
ISO	≈4162
EN	≈1665
ASME	≈B18.2.3.4M



Technical Data

d	d_c (max.)	k (max.)	P	s
M5	11.8	5.4	0.80	8
M6	14.2	6.6	1.00	10
M8	18	8.1	1.25	13
M10	22.3	9.2	1.50	15
M12	26.6	11.5	1.75	16

Specific features of hexagon bolts with serrated flange:
- The flange enables built up forces under the bolt head to be spread over a larger area, consequently resulting in lower surface pressure.
- The serrated flange rim gives excellent self-locking properties.
- Large (oversized) holes and/or tooling holes can be covered by the flange.
- Washers are not necessary.

Article groups

Thread	Driving features	Material	Class	Surface treatment	Code	Page
M	Hexagon	St.	8.8	ZPL	01258	1-91
M	Hexagon	St.st. A2	70		51014	1-91

01258 **Hexagon flange bolt with serrated flange, fully threaded / Zeskantflensbout met vertanding, voldraad / Vis à tête hexagonale à embase crantée, filetage total** **A94A**

Thread	Metric thread
Material	Steel
Class	8.8
Surface treatment	Zinc plated



d x L	✉	Art.number	d x L	✉	Art.number	d x L	✉	Art.number
M6X12	200	01258.060.012	M8X25	200	01258.080.025	M10X40	100	01258.100.040
M6X16	200	01258.060.016	M8X30	200	01258.080.030			
M6X20	200	01258.060.020	M8X40	200	01258.080.040	M12X20	100	01258.120.020
M6X25	200	01258.060.025				M12X25	100	01258.120.025
M6X30	200	01258.060.030	M10X20	200	01258.100.020	M12X30	100	01258.120.030
			M10X25	200	01258.100.025	M12X35	100	01258.120.035
M8X16	200	01258.080.016	M10X30	200	01258.100.030	M12X40	100	01258.120.040
M8X20	200	01258.080.020	M10X35	100	01258.100.035			

51014 **Hexagon flange bolt with serrated flange, fully threaded / Zeskantflensbout met vertanding, voldraad / Vis à tête hexagonale à embase crantée, filetage total** **Q01A**

Thread	Metric thread
Material	Stainless steel A2
Class	70



d x L	✉	Art.number	d x L	✉	Art.number	d x L	✉	Art.number
M5X8	200	51014.050.008	M5X25*	200	51014.050.025	M6X10	200	51014.060.010
M5X10	200	51014.050.010	M5X30*	200	51014.050.030	M6X12	200	51014.060.012
M5X12	200	51014.050.012	M5X40*	200	51014.050.040	M6X16	200	51014.060.016
M5X16	200	51014.050.016	M5X50*	200	51014.050.050	M6X20	200	51014.060.020
M5X20	200	51014.050.020				M6X25	200	51014.060.025

51014 **Hexagon flange bolt with serrated flange, fully threaded / Zeskantflensbout met vertanding, voldraad / Vis à tête hexagonale à embase crantée, filetage total** ←

d x L	✉	Art.number	d x L	✉	Art.number	d x L	✉	Art.number
M6X30	200	51014.060.030	M8X25	200	51014.080.025	M10X25	100	51014.100.025
M6X35	200	51014.060.035	M8X30	200	51014.080.030	M10X30	100	51014.100.030
M6X40	200	51014.060.040	M8X35*	200	51014.080.035	M10X35*	100	51014.100.035
M6X45	200	51014.060.045	M8X40*	200	51014.080.040	M10X40*	100	51014.100.040
M6X50	200	51014.060.050	M8X45	200	51014.080.045	M10X45*	100	51014.100.045
M6X55	200	51014.060.055	M8X50*	200	51014.080.050	M10X50*	100	51014.100.050
M6X60	200	51014.060.060	M8X55*	200	51014.080.055	M10X60*	100	51014.100.060
			M8X60	200	51014.080.060	M10X65*	100	51014.100.065
M8X12*	200	51014.080.012						
M8X16	200	51014.080.016	M10X16*	100	51014.100.016	M12X90*	50	51014.120.090
M8X20	200	51014.080.020	M10X20	100	51014.100.020			

Hexagon flange bolt

Zeskant flensbout / Vis à tête hexagonale à embase cylindro-tronconique

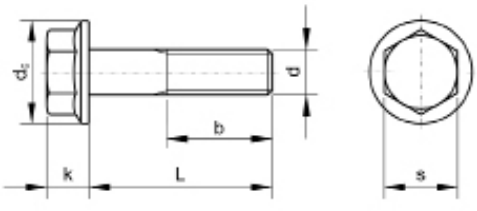

EN	**1665**
ISO	≈4162
DIN	≈6921
ASME	≈B18.2.3.4M



Technical Data

d	b (min.)	d_c (max.)	k (max.)	P	s
M5	16	11.8	5.8	0.80	8
M6	18	14.2	6.6	1.00	10
M8	22	18	8.1	1.25	13
M10	26	22.3	10.4	1.50	16
M12	30	26.6	11.8	1.75	18
M16	38	35	15.4	2.00	24

Article groups

Thread	Driving features	Material	Class	Surface treatment	Code	Page
M	Hexagon	St.	8.8	Plain	01087	1-92
M	Hexagon	St.	10.9	ZPL	04140	1-93

01087 **Hexagon flange bolt / Zeskant flensbout / Vis à tête hexagonale à embase cylindro-tronconique** **A90A**

Thread	Metric thread
Material	Steel
Class	8.8
Surface treatment	Plain

RoHS



d x L	✉	Art.number	d x L	✉	Art.number	d x L	✉	Art.number
M6X12*	500	01087.060.012	M10X20*	200	01087.100.020	M12X50*	100	01087.120.050
M6X16*	500	01087.060.016	M10X25*	200	01087.100.025	M12X60*	100	01087.120.060
M6X20*	500	01087.060.020	M10X30*	200	01087.100.030	M12X70*	50	01087.120.070
M6X25*	500	01087.060.025	M10X35*	100	01087.100.035	M12X80*	50	01087.120.080
M6X30*	500	01087.060.030	M10X40*	100	01087.100.040	M12X90*	50	01087.120.090
			M10X45*	100	01087.100.045	M12X100*	50	01087.120.100
M8X12*	200	01087.080.012	M10X50*	100	01087.100.050			
M8X16*	200	01087.080.016	M10X60*	100	01087.100.060	M16X30*	50	01087.160.030
M8X20*	200	01087.080.020				M16X35*	50	01087.160.035
M8X25*	200	01087.080.025	M12X20*	100	01087.120.020	M16X40*	50	01087.160.040
M8X30*	200	01087.080.030	M12X25*	100	01087.120.025	M16X45*	50	01087.160.045
M8X35*	200	01087.080.035	M12X30*	100	01087.120.030	M16X50*	50	01087.160.050
M8X40*	200	01087.080.040	M12X35*	100	01087.120.035	M16X60*	50	01087.160.060
M8X50*	200	01087.080.050	M12X40*	100	01087.120.040	M16X65*	25	01087.160.065
			M12X45*	100	01087.120.045	M16X70*	25	01087.160.070
M10X16*	200	01087.100.016						

04140 **Hexagon flange bolt / Zeskant flensbout / Vis à tête hexagonale à embase cylindro-tronconique** **A92A**

Thread	Metric thread
Material	Steel
Class	10.9
Surface treatment	Zinc plated



d x L	✉	Art.number	d x L	✉	Art.number	d x L	✉	Art.number
M5X10*	500	04140.050.010	M8X30*	200	04140.080.030	M12X35*	100	04140.120.035
M5X12*	500	04140.050.012	M8X40*	200	04140.080.040	M12X40*	100	04140.120.040
M5X16*	500	04140.050.016	M8X50*	200	04140.080.050	M12X45*	100	04140.120.045
M5X20*	500	04140.050.020				M12X50*	100	04140.120.050
			M10X16*	200	04140.100.016	M12X60*	100	04140.120.060
M6X12*	500	04140.060.012	M10X20*	200	04140.100.020	M12X70*	50	04140.120.070
M6X16*	500	04140.060.016	M10X25*	200	04140.100.025	M12X80*	50	04140.120.080
M6X20*	500	04140.060.020	M10X30*	200	04140.100.030			
M6X25*	500	04140.060.025	M10X40*	200	04140.100.040	M16X35*	50	04140.160.035
M6X30*	500	04140.060.030	M10X50*	100	04140.100.050	M16X40*	50	04140.160.040
			M10X60*	100	04140.100.060	M16X50*	50	04140.160.050
M8X10*	200	04140.080.010				M16X60*	50	04140.160.060
M8X16*	200	04140.080.016	M12X25*	100	04140.120.025	M16X70*	25	04140.160.070
M8X20*	200	04140.080.020	M12X30*	100	04140.120.030			

- Warning: electroplating of these products may cause hydrogen embrittlement.

Hexagon flange bolt MF

Zeskant flensbout MF / Vis à tête hexagonale à embase cylindrique MF

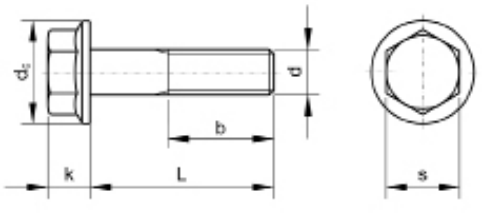

MBN **10105**



Technical Data

d	d_c	k	P	s
M10	21.8	9.2	1.50	16
M12	26	11.5	1.50	18
M14	29.9	12.8	1.50	21
M16	34.5	14.4	1.50	24

04138 **Hexagon flange bolt MF / Zeskant flensbout MF / Vis à tête hexagonale à embase cylindrique MF** **A92A**

Thread	Metric fine thread
Material	Steel
Class	10.9
Surface treatment	Zinc flake Cr(VI) free - flZn/nc/TL/720h



d x P x L	✉	Art.number	d x P x L	✉	Art.number	d x P x L	✉	Art.number
M10X25*	100	04138.100.025	M12X1,50X90*	100	04138.120.090	M14X1,50X80*	50	04138.140.080
M10X30*	100	04138.100.030				M14X1,50X90*	50	04138.140.090
M10X40*	100	04138.100.040	M14X1,50X30*	50	04138.140.030			
			M14X1,50X35*	50	04138.140.035	M16X1,50X40*	50	04138.160.040
M12X1,50X35*	100	04138.120.035	M14X1,50X40	50	04138.140.040	M16X1,50X45*	50	04138.160.045
M12X1,50X40*	100	04138.120.040	M14X1,50X45*	50	04138.140.045	M16X1,50X50*	50	04138.160.050
M12X1,50X45*	100	04138.120.045	M14X1,50X50*	50	04138.140.050	M16X1,50X55*	50	04138.160.055
M12X1,50X50*	100	04138.120.050	M14X1,50X55*	50	04138.140.055	M16X1,50X60*	50	04138.160.060
M12X1,50X60*	100	04138.120.060	M14X1,50X60*	50	04138.140.060			

1

Hexagon flange bolt with toothed flange

Zeskantflensbout zelfborgend met vertanding / Vis de sécurité à tête hexagonale à embase crantée

DIN ≈6921

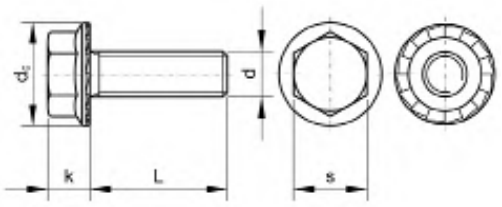

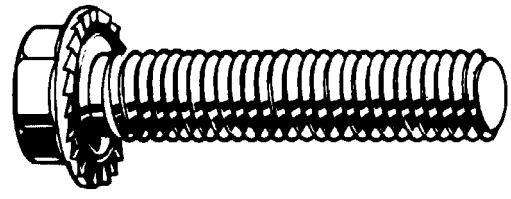

Technical Data

d	d_c	k	P	s
M5	11.2	4.3	0.80	8
M6	14.2	5.5	1.00	10
M8	18.2	7	1.25	13
M10	21	7.9	1.50	15
M12	24	8.7	1.75	17
M16	31	11.2	2.00	22

These self-locking hexagon flange bolts are designated property class "90" or "100". The flange bolts are case hardened in order to perform their self-locking function, and therefore cannot be classified as property class 9.8 or 10.9, although their tensile strength is at least 900 resp. 1040 MPa.

Special features of these self-locking flange bolts are:

- The resilient toothed flange ensures excellent self-locking properties.
- The smooth bearing surface in the cavity of the flange guarantees a high clamping force and reduces elongation.
- Large (oversized) or slotted holes can be covered by the flange.
- No other locking elements or washers are necessary.

The below table provides values for the achieved assembly preload (F_M in kN) and tightening torque (M_A in Nm) for use with clamped materials as indicated.

Class	Clamped material	M5		M6		M8		M10		M12		M16	
		F_M	M_A	F_M	M_A	F_M	M_A	F_M	M_A	F_M	M_A	F_M	M_A
90	Steel	6,35	5	9	16	16,5	34	26,2	58	-	-	-	-
	Malleable iron	6,35	7	9	13	16,5	28	26,2	49	-	-	-	-
100	Steel	-	-	-	-	-	-	-	-	54	120	102	260
	Malleable iron	-	-	-	-	-	-	-	-	54	105	102	260

Article groups

Thread	Driving features	Material	Class	Surface treatment	Code	Page
M	Hexagon	St.	90/100	Plain	01050	1-94
M	Hexagon	St.	90/100	ZPL	01049	1-95
M	Hexagon	St.	90/100	flZn/nc	01055	1-95

01050 **Hexagon flange bolt with toothed flange / Zeskantflensbout zelfborgend met vertanding / Vis de sécurité à tête hexagonale à embase crantée** **A92A**

Thread Metric thread
Material Steel
Class 90/100
Surface treatment Plain

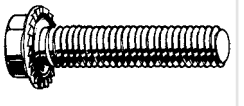

d x L	✉	Art.number	d x L	✉	Art.number	d x L	✉	Art.number
M5X8*	500	01050.050.008				M10X30	200	01050.100.030
M5X10	500	01050.050.010	M8X12	200	01050.080.012	M10X35	100	01050.100.035
M5X12	500	01050.050.012	M8X14*	200	01050.080.014	M10X40	100	01050.100.040
M5X14*	500	01050.050.014	M8X16	200	01050.080.016			
M5X16	500	01050.050.016	M8X18*	200	01050.080.018	M12X20	100	01050.120.020
M5X20	500	01050.050.020	M8X20	200	01050.080.020	M12X25	100	01050.120.025
			M8X25	200	01050.080.025	M12X30	100	01050.120.030
M6X10	500	01050.060.010	M8X30	200	01050.080.030	M12X35	100	01050.120.035
M6X12	500	01050.060.012	M8X35	200	01050.080.035	M12X40	100	01050.120.040
M6X14*	500	01050.060.014	M8X40	200	01050.080.040	M12X45	100	01050.120.045
M6X16	500	01050.060.016				M12X50	100	01050.120.050
M6X18*	500	01050.060.018	M10X16	200	01050.100.016			
M6X20	500	01050.060.020	M10X20	200	01050.100.020	M16X25	50	01050.160.025
M6X25	500	01050.060.025	M10X22*	200	01050.100.022	M16X30	50	01050.160.030
M6X30	500	01050.060.030	M10X25	200	01050.100.025	M16X35	50	01050.160.035

01050 Hexagon flange bolt with toothed flange / Zeskantflensbout zelfborgend met vertanding / Vis de sécurité à tête hexagonale à embase crantée ←

d x L	✉	Art.number	d x L	✉	Art.number	d x L	✉	Art.number
M16X40	50	01050.160.040	M16X50	50	01050.160.050	M16X60	50	01050.160.060
M16X45	50	01050.160.045	M16X55	50	01050.160.055	M16X70	25	01050.160.070

- Warning: electroplating of these products may cause hydrogen embrittlement.

01049 Hexagon flange bolt with toothed flange / Zeskantflensbout zelfborgend met vertanding / Vis de sécurité à tête hexagonale à embase crantée A92A

Thread Metric thread
Material Steel
Class 90/100
Surface treatment Zinc plated

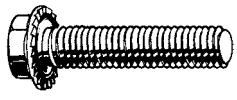

d x L	✉	Art.number	d x L	✉	Art.number	d x L	✉	Art.number
M5X8	500	01049.050.008						
M5X10	500	01049.050.010	M8X12	200	01049.080.012	M12X20*	100	01049.120.020
M5X12	500	01049.050.012	M8X14	200	01049.080.014	M12X25*	100	01049.120.025
M5X14	500	01049.050.014	M8X16	200	01049.080.016	M12X30	100	01049.120.030
M5X16	500	01049.050.016	M8X18	200	01049.080.018	M12X35	100	01049.120.035
M5X20	500	01049.050.020	M8X20	200	01049.080.020	M12X40	100	01049.120.040
			M8X25	200	01049.080.025	M12X45*	100	01049.120.045
M6X10	500	01049.060.010	M8X30	200	01049.080.030	M12X50*	100	01049.120.050
M6X12	500	01049.060.012	M8X35	200	01049.080.035			
M6X14	500	01049.060.014				M16X25	50	01049.160.025
M6X16	500	01049.060.016	M10X16*	200	01049.100.016	M16X30*	50	01049.160.030
M6X20	500	01049.060.020	M10X20	200	01049.100.020	M16X35	50	01049.160.035
M6X25	500	01049.060.025	M10X25	200	01049.100.025	M16X40	50	01049.160.040
M6X30	500	01049.060.030	M10X30	200	01049.100.030	M16X50	50	01049.160.050

- Warning: electroplating of these products may cause hydrogen embrittlement.

01055 Hexagon flange bolt with toothed flange / Zeskantflensbout zelfborgend met vertanding / Vis de sécurité à tête hexagonale à embase crantée A94A

Thread Metric thread
Material Steel
Class 90/100
Surface treatment Zinc flake Cr(VI) free - flZn/nc

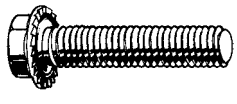

d x L	✉	Art.number	d x L	✉	Art.number	d x L	✉	Art.number
M5X8*	500	01055.050.008	M8X16	200	01055.080.016	M12X25*	100	01055.120.025
M5X10*	500	01055.050.010	M8X20	200	01055.080.020	M12X30	100	01055.120.030
M5X16*	500	01055.050.016	M8X25	200	01055.080.025	M12X35*	100	01055.120.035
M5X20*	500	01055.050.020	M8X30	200	01055.080.030	M12X40	100	01055.120.040
						M12X45*	100	01055.120.045
M6X10	500	01055.060.010	M10X16*	200	01055.100.016	M12X50	100	01055.120.050
M6X12	500	01055.060.012	M10X20*	200	01055.100.020			
M6X16	500	01055.060.016	M10X25	200	01055.100.025	M16X25*	50	01055.160.025
M6X20	500	01055.060.020	M10X30	200	01055.100.030	M16X30*	50	01055.160.030
M6X25	500	01055.060.025	M10X40	200	01055.100.040	M16X35*	50	01055.160.035
						M16X40	50	01055.160.040
M8X12	200	01055.080.012	M12X20*	100	01055.120.020	M16X50	50	01055.160.050

- A zinc flake coating eliminates the risk of hydrogen embrittlement.

FABORY

1

Hexagon flange bolt with ribbed flange

Zeskantflensbout zelfborgend met ribben / Vis de sécurité à tête hexagonale à embase avec stries radiales

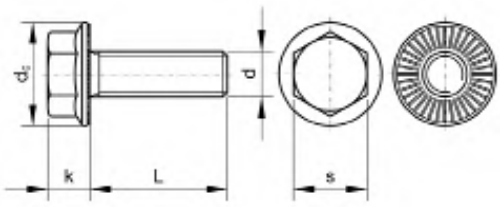

DIN ≈6921



Technical Data

d	d_c	k	P	s
M5	11.2	4.3	0.80	8
M6	14.2	5.5	1.00	10
M8	18.2	7	1.25	13
M10	21	8.5	1.50	15
M12	24	10	1.75	17
M16	31	14	2.00	22

These self-locking hexagon flange bolts with ribbed flange are designated property class 100. The flange bolts are case hardened in order to perform their self-locking function, and therefore cannot be classified as property class 10.9, although their tensile strength is at least 1040 MPa.

Special features of these self-locking flange bolts are:

- The ribbed flange eliminates surface damage during assembly, prevents self-loosening and reduces relaxation.
- The flange enables built up forces under the bolt head to be spread over a larger area, consequently resulting in lower surface pressure.
- Large (oversized) or slotted holes can be covered by the flange.
- No other locking elements or washers are necessary.

The below table provides values for the minimal assembly preload (F_M in kN) and tightening torque (M_A in Nm) for use with clamped materials as indicated.

Clamped material	M5		M6		M8		M10		M12		M16	
	F_M	M_A	F_M	M_A	F_M	M_A	F_M	M_A	F_M	M_A	F_M	M_A
Steel (R_m < 800 MPa)	9	11	12.6	19	23.2	42	37	85	54	130	102	330
Steel (R_m ≥ 800 MPa)	9	10	12.6	18	23.2	37	37	80	54	120	102	310
Malleable iron	9	9	12.6	15	23.2	35	37	75	54	115	102	300

Article groups

Thread	Driving features	Material	Class	Surface treatment	Code	Page
M	Hexagon	St.	100	Plain	04400	1-96
M	Hexagon	St.	100	ZPL	04410	1-97
M	Hexagon	St.	100	flZn/nc	04405	1-97

04400 **Hexagon flange bolt with ribbed flange / Zeskantflensbout zelfborgend met ribben / Vis de sécurité à tête hexagonale à embase avec stries radiales** **A92A**

Thread Metric thread
Material Steel
Class 100
Surface treatment Plain

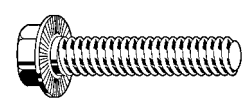

d x L	✉	Art.number	d x L	✉	Art.number	d x L	✉	Art.number
M5X10	500	04400.050.010	M8X30	200	04400.080.030	M12X40	100	04400.120.040
M5X12	500	04400.050.012	M8X35	200	04400.080.035	M12X45	100	04400.120.045
M5X16	500	04400.050.016	M8X40	200	04400.080.040	M12X50	100	04400.120.050
M5X20	500	04400.050.020				M12X55*	100	04400.120.055
			M10X16	200	04400.100.016	M12X60*	100	04400.120.060
M6X10	500	04400.060.010	M10X20	200	04400.100.020	M12X75*	50	04400.120.075
M6X12	500	04400.060.012	M10X25	200	04400.100.025			
M6X14*	500	04400.060.014	M10X30	200	04400.100.030	M16X25	50	04400.160.025
M6X16	500	04400.060.016	M10X35	100	04400.100.035	M16X30	50	04400.160.030
M6X20	500	04400.060.020	M10X40	100	04400.100.040	M16X35	50	04400.160.035
M6X25	500	04400.060.025	M10X45*	100	04400.100.045	M16X40	50	04400.160.040
M6X30	500	04400.060.030	M10X50*	100	04400.100.050	M16X45	50	04400.160.045
						M16X50	50	04400.160.050
M8X12	200	04400.080.012	M12X20	100	04400.120.020	M16X55	50	04400.160.055
M8X16	200	04400.080.016	M12X25	100	04400.120.025	M16X60	50	04400.160.060
M8X20	200	04400.080.020	M12X30	100	04400.120.030	M16X65*	50	04400.160.065
M8X25	200	04400.080.025	M12X35	100	04400.120.035	M16X70	25	04400.160.070

04400 Hexagon flange bolt with ribbed flange / Zeskantflensbout zelfborgend met ribben / Vis de sécurité à tête hexagonale à embase avec stries radiales ←

- Warning: electroplating of these products may cause hydrogen embrittlement.

04410 Hexagon flange bolt with ribbed flange / Zeskantflensbout zelfborgend met ribben / Vis de sécurité à tête hexagonale à embase avec stries radiales A92A

Thread Metric thread
Material Steel
Class 100
Surface treatment Zinc plated



d x L	✉	Art.number	d x L	✉	Art.number	d x L	✉	Art.number
M5X10	500	04410.050.010	M8X25	200	04410.080.025	M12X35	100	04410.120.035
M5X12	500	04410.050.012	M8X30	200	04410.080.030	M12X40	100	04410.120.040
M5X16	500	04410.050.016	M8X35	200	04410.080.035	M12X45	100	04410.120.045
M5X20	500	04410.050.020	M8X40	200	04410.080.040	M12X50	100	04410.120.050
						M12X60*	100	04410.120.060
M6X10	500	04410.060.010	M10X16	200	04410.100.016	M12X75	50	04410.120.075
M6X12	500	04410.060.012	M10X20	200	04410.100.020			
M6X14*	500	04410.060.014	M10X25	200	04410.100.025	M16X25*	50	04410.160.025
M6X16	500	04410.060.016	M10X30	200	04410.100.030	M16X30	50	04410.160.030
M6X20	500	04410.060.020	M10X35	100	04410.100.035	M16X35	50	04410.160.035
M6X25	500	04410.060.025	M10X40	100	04410.100.040	M16X40	50	04410.160.040
			M10X50*	100	04410.100.050	M16X45	50	04410.160.045
M8X12	200	04410.080.012				M16X50	50	04410.160.050
M8X14	200	04410.080.014	M12X20	100	04410.120.020	M16X55*	50	04410.160.055
M8X16	200	04410.080.016	M12X25	100	04410.120.025	M16X60	50	04410.160.060
M8X20	200	04410.080.020	M12X30	100	04410.120.030	M16X70	25	04410.160.070

- Warning: electroplating of these products may cause hydrogen embrittlement.

04405 Hexagon flange bolt with ribbed flange / Zeskantflensbout zelfborgend met ribben / Vis de sécurité à tête hexagonale à embase avec stries radiales A95A

Thread Metric thread
Material Steel
Class 100
Surface treatment Zinc flake Cr(VI) free - flZn/nc



d x L	✉	Art.number	d x L	✉	Art.number	d x L	✉	Art.number
M5X10	200	04405.050.010	M8X30	200	04405.080.030	M12X35	100	04405.120.035
M5X12	200	04405.050.012	M8X35	200	04405.080.035	M12X40	100	04405.120.040
M5X16	200	04405.050.016	M8X40	200	04405.080.040	M12X45*	100	04405.120.045
M5X20	200	04405.050.020	M8X45*	200	04405.080.045	M12X50	100	04405.120.050
						M12X60*	100	04405.120.060
M6X10	200	04405.060.010	M10X16	200	04405.100.016	M12X75*	50	04405.120.075
M6X12	200	04405.060.012	M10X20	200	04405.100.020			
M6X14*	500	04405.060.014	M10X25	200	04405.100.025	M16X25*	50	04405.160.025
M6X16	200	04405.060.016	M10X30	200	04405.100.030	M16X30	50	04405.160.030
M6X20	200	04405.060.020	M10X35	100	04405.100.035	M16X35	50	04405.160.035
M6X25	200	04405.060.025	M10X40	100	04405.100.040	M16X40	50	04405.160.040
			M10X50*	100	04405.100.050	M16X45	50	04405.160.045
M8X12*	200	04405.080.012				M16X50	50	04405.160.050
M8X16	200	04405.080.016	M12X20*	100	04405.120.020	M16X55	50	04405.160.055
M8X20	200	04405.080.020	M12X25	100	04405.120.025	M16X60	50	04405.160.060
M8X25	200	04405.080.025	M12X30	100	04405.120.030	M16X70	50	04405.160.070

- A zinc flake coating eliminates the risk of hydrogen embrittlement.

FABORY

1

Hexagon head bolt with hexagon nut

Zeskantbout met zeskantmoer / Vis à tête hexagonale filetage partiel avec écrou hexagonale

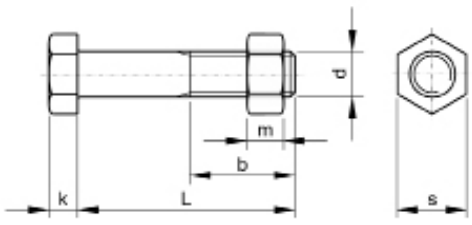

DIN	**601/555**
ISO	≈4016/4033
NF	E25-115-1/E25-402
NEN	102/697

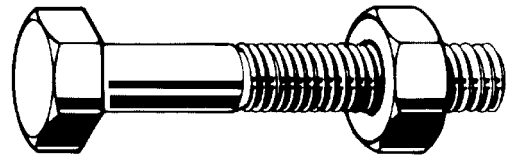

Technical Data

d	b (min.): L≤125mm	b (min.): 125mm<L≤200mm	b (min.): L>200mm	k	m	P	s
M5	16	22	35	3.5	4	0.80	8
M6	18	24	37	4	5	1.00	10
M8	22	28	41	5.3	6.5	1.25	13
M10	26	32	45	6.4	8	1.50	17
M12	30	36	49	7.5	10	1.75	19
M14	34	40	53	8.8	11	2.00	22
M16	38	44	57	10	13	2.00	24
M18	42	48	61	11.5	15	2.50	27
M20	46	52	65	12.5	16	2.50	30
M22	50	56	69	14	18	2.50	32
M24	54	60	73	15	19	3.00	36
M27	60	66	79	17	22	3.00	41
M30	60	72	85	18.7	24	3.50	46
M33	72	78	91	21	26	3.50	50
M36	78	84	97	22.5	29	4.00	55
M39	84	90	103	25	31	4.00	60
M42	-	96	109	26	34	4.50	65
M45	-	102	115	28	36	4.50	70
M48	-	108	121	30	38	5.00	75

- The property class of the corresponding nuts is |4| as a minimum.

Article groups

Thread	Driving features	Material	Class	Surface treatment		Code	Page
M	Hexagon	St.	4.6	Plain		08000	1-98
M	Hexagon	St.	4.6	ZPL		08200	1-100
M	Hexagon	St.	4.6	HDG	ISO metric	08405	1-101

08000 Hexagon head bolt with hexagon nut / Zeskantbout met zeskantmoer / Vis à tête hexagonale filetage partiel avec écrou hexagonale E01A

Thread	Metric thread
Material	Steel
Class	4.6
Surface treatment	Plain



d x L	✉	Art.number	d x L	✉	Art.number	d x L	✉	Art.number
M5X16*	500	08000.050.016	M6X100*	100	08000.060.100	M8X140*	50	08000.080.140
M5X20*	500	08000.050.020				M8X150*	50	08000.080.150
M5X25*	500	08000.050.025	M8X16*	200	08000.080.016			
M5X30*	500	08000.050.030	M8X20*	200	08000.080.020	M10X16*	200	08000.100.016
M5X40*	200	08000.050.040	M8X25*	200	08000.080.025	M10X20*	200	08000.100.020
M5X80*	200	08000.050.080	M8X30*	200	08000.080.030	M10X25*	200	08000.100.025
			M8X35*	200	08000.080.035	M10X30*	200	08000.100.030
M6X16*	500	08000.060.016	M8X40*	200	08000.080.040	M10X35*	100	08000.100.035
M6X20*	500	08000.060.020	M8X45*	200	08000.080.045	M10X40*	100	08000.100.040
M6X25*	500	08000.060.025	M8X50*	200	08000.080.050	M10X45*	100	08000.100.045
M6X30*	500	08000.060.030	M8X55*	200	08000.080.055	M10X50*	100	08000.100.050
M6X35*	200	08000.060.035	M8X60*	200	08000.080.060	M10X55*	100	08000.100.055
M6X40*	200	08000.060.040	M8X65*	200	08000.080.065	M10X60*	100	08000.100.060
M6X45*	200	08000.060.045	M8X70*	200	08000.080.070	M10X65*	100	08000.100.065
M6X55*	200	08000.060.055	M8X75*	200	08000.080.075	M10X70*	100	08000.100.070
M6X60*	200	08000.060.060	M8X80*	200	08000.080.080	M10X75*	100	08000.100.075
M6X65*	200	08000.060.065	M8X90*	100	08000.080.090	M10X80*	100	08000.100.080
M6X70*	200	08000.060.070	M8X100*	100	08000.080.100	M10X100*	100	08000.100.100
M6X75*	200	08000.060.075	M8X110*	100	08000.080.110	M10X110*	50	08000.100.110
M6X80*	200	08000.060.080	M8X120*	100	08000.080.120	M10X120*	50	08000.100.120
M6X90*	100	08000.060.090	M8X130*	100	08000.080.130	M10X130*	50	08000.100.130

08000 Hexagon head bolt with hexagon nut / Zeskantbout met zeskantmoer / Vis à tête hexagonale filetage partiel avec écrou hexagonale ←

d x L	✉	Art.number	d x L	✉	Art.number	d x L	✉	Art.number
M10X140*	50	08000.100.140	M16X240*	25	08000.160.240			
M10X150*	50	08000.100.150	M16X250*	25	08000.160.250	M24X40*	25	08000.240.040
M10X160*	50	08000.100.160	M16X260*	25	08000.160.260	M24X50*	25	08000.240.050
M10X170*	50	08000.100.170	M16X280*	25	08000.160.280	M24X55*	25	08000.240.055
M10X190*	50	08000.100.190	M16X300*	25	08000.160.300	M24X60*	25	08000.240.060
M10X200*	50	08000.100.200	M16X320*	10	08000.160.320	M24X65*	25	08000.240.065
M10X220*	25	08000.100.220	M16X340*	10	08000.160.340	M24X70*	25	08000.240.070
M10X240*	25	08000.100.240	M16X360*	10	08000.160.360	M24X75*	25	08000.240.075
			M16X380*	10	08000.160.380	M24X80*	25	08000.240.080
M12X20*	100	08000.120.020	M16X420*	10	08000.160.420	M24X85*	10	08000.240.085
M12X25*	100	08000.120.025	M16X440*	10	08000.160.440	M24X90*	10	08000.240.090
M12X30*	100	08000.120.030	M16X460*	10	08000.160.460	M24X100*	10	08000.240.100
M12X35*	100	08000.120.035	M16X480*	10	08000.160.480	M24X110*	10	08000.240.110
M12X40*	100	08000.120.040	M16X500*	10	08000.160.500	M24X120*	10	08000.240.120
M12X45*	100	08000.120.045	M16X520*	10	08000.160.520	M24X130*	10	08000.240.130
M12X50*	100	08000.120.050	M16X540*	10	08000.160.540	M24X140*	10	08000.240.140
M12X55*	100	08000.120.055	M16X560*	10	08000.160.560	M24X160*	10	08000.240.160
M12X60*	100	08000.120.060	M16X580*	10	08000.160.580	M24X170*	10	08000.240.170
M12X65*	50	08000.120.065				M24X180*	10	08000.240.180
M12X70*	50	08000.120.070	M18X50*	50	08000.180.050	M24X220*	10	08000.240.220
M12X75*	50	08000.120.075	M18X60*	25	08000.180.060	M24X240*	10	08000.240.240
M12X80*	50	08000.120.080	M18X70*	25	08000.180.070	M24X250*	10	08000.240.250
M12X85*	50	08000.120.085	M18X100*	25	08000.180.100	M24X260*	10	08000.240.260
M12X90*	50	08000.120.090	M18X110*	25	08000.180.110	M24X280*	10	08000.240.280
M12X100*	50	08000.120.100				M24X300*	10	08000.240.300
M12X110*	50	08000.120.110	M20X30*	25	08000.200.030	M24X320*	10	08000.240.320
M12X120*	50	08000.120.120	M20X35*	25	08000.200.035	M24X340*	10	08000.240.340
M12X130*	50	08000.120.130	M20X40*	25	08000.200.040	M24X360*	10	08000.240.360
M12X140*	50	08000.120.140	M20X45*	25	08000.200.045	M24X380*	10	08000.240.380
M12X150*	50	08000.120.150	M20X50*	25	08000.200.050	M24X400*	10	08000.240.400
M12X160*	50	08000.120.160	M20X55*	25	08000.200.055	M24X440*	10	08000.240.440
M12X170*	50	08000.120.170	M20X60*	25	08000.200.060	M24X480*	10	08000.240.480
M12X180*	50	08000.120.180	M20X65*	25	08000.200.065	M24X500*	10	08000.240.500
M12X190*	50	08000.120.190	M20X70*	25	08000.200.070	M24X520*	10	08000.240.520
M12X200*	50	08000.120.200	M20X75*	25	08000.200.075	M24X540*	10	08000.240.540
M12X220*	25	08000.120.220	M20X80*	25	08000.200.080	M24X560*	10	08000.240.560
M12X240*	25	08000.120.240	M20X85*	25	08000.200.085	M24X580*	10	08000.240.580
M12X260*	25	08000.120.260	M20X90*	25	08000.200.090	M24X600*	10	08000.240.600
M12X280*	25	08000.120.280	M20X95*	25	08000.200.095			
M12X300*	25	08000.120.300	M20X100*	25	08000.200.100	M27X60*	10	08000.270.060
M12X340*	25	08000.120.340	M20X110*	25	08000.200.110	M27X70*	10	08000.270.070
M12X360*	25	08000.120.360	M20X120*	25	08000.200.120	M27X75*	10	08000.270.075
M12X380*	25	08000.120.380	M20X130*	25	08000.200.130	M27X80*	10	08000.270.080
M12X400*	25	08000.120.400	M20X140*	25	08000.200.140	M27X85*	10	08000.270.085
M12X440*	25	08000.120.440	M20X150*	25	08000.200.150	M27X90*	10	08000.270.090
			M20X160*	10	08000.200.160	M27X100*	10	08000.270.100
M14X35*	100	08000.140.035	M20X170*	10	08000.200.170	M27X110*	10	08000.270.110
M14X40*	100	08000.140.040	M20X180*	10	08000.200.180	M27X120*	10	08000.270.120
M14X45*	50	08000.140.045	M20X190*	10	08000.200.190	M27X130*	10	08000.270.130
M14X50*	50	08000.140.050	M20X200*	10	08000.200.200	M27X140*	10	08000.270.140
M14X60*	50	08000.140.060	M20X220*	10	08000.200.220	M27X150*	10	08000.270.150
M14X65*	50	08000.140.065	M20X240*	10	08000.200.240	M27X160*	10	08000.270.160
M14X70*	50	08000.140.070	M20X250*	10	08000.200.250	M27X180*	10	08000.270.180
M14X80*	50	08000.140.080	M20X260*	10	08000.200.260	M27X200*	10	08000.270.200
M14X100*	50	08000.140.100	M20X280*	10	08000.200.280	M27X220*	5	08000.270.220
M14X140*	25	08000.140.140	M20X300*	10	08000.200.300	M27X240*	5	08000.270.240
			M20X320*	10	08000.200.320	M27X260*	5	08000.270.260
M16X30*	50	08000.160.030	M20X340*	10	08000.200.340	M27X280*	5	08000.270.280
M16X35*	50	08000.160.035	M20X360*	10	08000.200.360	M27X300*	5	08000.270.300
M16X40*	50	08000.160.040	M20X380*	10	08000.200.380			
M16X45*	50	08000.160.045	M20X400*	10	08000.200.400	M30X60*	10	08000.300.060
M16X50*	50	08000.160.050	M20X420*	10	08000.200.420	M30X65*	10	08000.300.065
M16X55*	50	08000.160.055	M20X460*	10	08000.200.460	M30X70*	10	08000.300.070
M16X60*	50	08000.160.060	M20X480*	10	08000.200.480	M30X80*	10	08000.300.080
M16X65*	25	08000.160.065	M20X500*	10	08000.200.500	M30X110*	10	08000.300.110
M16X70*	25	08000.160.070	M20X520*	10	08000.200.520	M30X120*	10	08000.300.120
M16X75*	25	08000.160.075	M20X540*	10	08000.200.540	M30X130*	10	08000.300.130
M16X85*	25	08000.160.085	M20X600*	10	08000.200.600	M30X140*	5	08000.300.140
M16X90*	25	08000.160.090				M30X150*	5	08000.300.150
M16X95*	25	08000.160.095	M22X50*	25	08000.220.050	M30X160*	5	08000.300.160
M16X100*	25	08000.160.100	M22X60*	25	08000.220.060	M30X180*	5	08000.300.180
M16X110*	25	08000.160.110	M22X70*	25	08000.220.070	M30X200*	5	08000.300.200
M16X120*	25	08000.160.120	M22X80*	25	08000.220.080	M30X220*	5	08000.300.220
M16X130*	25	08000.160.130	M22X90*	25	08000.220.090	M30X240*	5	08000.300.240
M16X140*	25	08000.160.140	M22X100*	10	08000.220.100	M30X260*	5	08000.300.260
M16X150*	25	08000.160.150	M22X110*	10	08000.220.110	M30X280*	5	08000.300.280
M16X160*	25	08000.160.160	M22X120*	10	08000.220.120	M30X300*	5	08000.300.300
M16X170*	25	08000.160.170	M22X130*	10	08000.220.130	M30X320*	5	08000.300.320
M16X180*	25	08000.160.180	M22X140*	10	08000.220.140	M30X340*	5	08000.300.340
M16X190*	25	08000.160.190	M22X150*	10	08000.220.150	M30X360*	5	08000.300.360
M16X200*	25	08000.160.200	M22X300*	10	08000.220.300	M30X400*	5	08000.300.400
M16X220*	25	08000.160.220	M22X400*	10	08000.220.400			

08000 Hexagon head bolt with hexagon nut / Zeskantbout met zeskantmoer / Vis à tête hexagonale filetage partiel avec écrou hexagonale ←

d x L	✉	Art.number	d x L	✉	Art.number	d x L	✉	Art.number
M33X80*	10	08000.330.080	M36X80*	5	08000.360.080	M36X280*	5	08000.360.280
M33X100*	10	08000.330.100	M36X90*	5	08000.360.090			
M33X110*	10	08000.330.110	M36X100*	5	08000.360.100	M39X140*	5	08000.390.140
M33X120*	10	08000.330.120	M36X110*	5	08000.360.110	M39X180*	5	08000.390.180
M33X130*	10	08000.330.130	M36X120*	5	08000.360.120			
M33X140*	10	08000.330.140	M36X130*	5	08000.360.130	M42X120*	5	08000.420.120
M33X150*	10	08000.330.150	M36X140*	5	08000.360.140			
M33X160*	10	08000.330.160	M36X150*	5	08000.360.150	M45X140*	5	08000.450.140
M33X180*	10	08000.330.180	M36X180*	5	08000.360.180			
M33X200*	10	08000.330.200	M36X200*	5	08000.360.200	M48X200*	5	08000.480.200
M33X300*	5	08000.330.300	M36X220*	5	08000.360.220			
			M36X240*	5	08000.360.240			

08200 Hexagon head bolt with hexagon nut / Zeskantbout met zeskantmoer / Vis à tête hexagonale filetage partiel avec écrou hexagonale E03A

Thread Metric thread
Material Steel
Class 4.6
Surface treatment Zinc plated

RoHS



d x L	✉	Art.number	d x L	✉	Art.number	d x L	✉	Art.number
M5X16*	500	08200.050.016	M10X45*	100	08200.100.045	M12X460*	25	08200.120.460
M5X20*	500	08200.050.020	M10X50	100	08200.100.050	M12X480*	25	08200.120.480
M5X25*	500	08200.050.025	M10X55*	100	08200.100.055	M12X500*	25	08200.120.500
M5X30*	100	08200.050.030	M10X60*	100	08200.100.060	M12X520*	25	08200.120.520
M5X35*	200	08200.050.035	M10X65	100	08200.100.065	M12X540*	25	08200.120.540
M5X40*	200	08200.050.040	M10X70	100	08200.100.070	M12X560*	25	08200.120.560
M5X45*	200	08200.050.045	M10X75*	100	08200.100.075	M12X580*	25	08200.120.580
M5X50*	200	08200.050.050	M10X80	100	08200.100.080	M12X600*	10	08200.120.600
M5X55*	200	08200.050.055	M10X90	100	08200.100.090			
M5X60*	200	08200.050.060	M10X100	100	08200.100.100	M14X30*	100	08200.140.030
M5X70*	200	08200.050.070	M10X120	50	08200.100.120	M14X35*	100	08200.140.035
			M10X130*	50	08200.100.130	M14X40*	100	08200.140.040
M6X10*	500	08200.060.010	M10X140	50	08200.100.140	M14X45*	50	08200.140.045
M6X12*	500	08200.060.012	M10X150*	50	08200.100.150	M14X50*	50	08200.140.050
M6X16	500	08200.060.016	M10X160*	50	08200.100.160	M14X55*	50	08200.140.055
M6X20	500	08200.060.020	M10X170*	50	08200.100.170	M14X60*	50	08200.140.060
M6X30	500	08200.060.030	M10X180*	50	08200.100.180	M14X65*	50	08200.140.065
M6X35*	200	08200.060.035	M10X200*	50	08200.100.200	M14X70*	50	08200.140.070
M6X40	200	08200.060.040	M10X220*	25	08200.100.220	M14X80*	50	08200.140.080
M6X45*	200	08200.060.045	M10X240*	25	08200.100.240	M14X90*	50	08200.140.090
M6X50	200	08200.060.050	M10X260*	25	08200.100.260	M14X100*	50	08200.140.100
M6X55*	200	08200.060.055	M10X280*	25	08200.100.280	M14X110*	50	08200.140.110
M6X60	200	08200.060.060	M10X300*	25	08200.100.300	M14X120*	50	08200.140.120
M6X65*	200	08200.060.065				M14X130*	50	08200.140.130
M6X70	200	08200.060.070	M12X20*	100	08200.120.020	M14X180*	25	08200.140.180
M6X75*	200	08200.060.075	M12X25	100	08200.120.025	M14X200*	25	08200.140.200
M6X80*	200	08200.060.080	M12X30	100	08200.120.030			
M6X90*	100	08200.060.090	M12X35	100	08200.120.035	M16X30*	50	08200.160.030
M6X100*	100	08200.060.100	M12X40	100	08200.120.040	M16X35	50	08200.160.035
			M12X45	100	08200.120.045	M16X40	50	08200.160.040
M8X16*	200	08200.080.016	M12X50	100	08200.120.050	M16X45	50	08200.160.045
M8X20	200	08200.080.020	M12X55	100	08200.120.055	M16X50	50	08200.160.050
M8X25	200	08200.080.025	M12X60	100	08200.120.060	M16X55	50	08200.160.055
M8X30	200	08200.080.030	M12X65*	50	08200.120.065	M16X60	50	08200.160.060
M8X35*	200	08200.080.035	M12X70	50	08200.120.070	M16X65	25	08200.160.065
M8X40	200	08200.080.040	M12X75*	50	08200.120.075	M16X70	25	08200.160.070
M8X45*	200	08200.080.045	M12X80	50	08200.120.080	M16X75*	25	08200.160.075
M8X50	200	08200.080.050	M12X85*	50	08200.120.085	M16X80	25	08200.160.080
M8X55*	200	08200.080.055	M12X90*	50	08200.120.090	M16X85*	25	08200.160.085
M8X60	200	08200.080.060	M12X100	50	08200.120.100	M16X90	25	08200.160.090
M8X65*	200	08200.080.065	M12X110	50	08200.120.110	M16X95*	25	08200.160.095
M8X70*	200	08200.080.070	M12X130	50	08200.120.130	M16X100	25	08200.160.100
M8X75*	200	08200.080.075	M12X140*	50	08200.120.140	M16X110	25	08200.160.110
M8X80	200	08200.080.080	M12X160*	50	08200.120.160	M16X120	25	08200.160.120
M8X90	100	08200.080.090	M12X170*	50	08200.120.170	M16X130*	50	08200.160.130
M8X100	100	08200.080.100	M12X180	25	08200.120.180	M16X140	25	08200.160.140
M8X110*	100	08200.080.110	M12X200*	50	08200.120.200	M16X150*	25	08200.160.150
M8X120*	100	08200.080.120	M12X220*	25	08200.120.220	M16X160*	25	08200.160.160
M8X130*	100	08200.080.130	M12X240*	25	08200.120.240	M16X170*	25	08200.160.170
M8X140*	50	08200.080.140	M12X250*	25	08200.120.250	M16X180*	25	08200.160.180
M8X150*	50	08200.080.150	M12X280*	25	08200.120.280	M16X190*	25	08200.160.190
M8X160*	50	08200.080.160	M12X300*	25	08200.120.300	M16X200	25	08200.160.200
			M12X320*	25	08200.120.320	M16X220*	25	08200.160.220
M10X16*	200	08200.100.016	M12X340*	25	08200.120.340	M16X240*	25	08200.160.240
M10X20	200	08200.100.020	M12X360*	25	08200.120.360	M16X250*	25	08200.160.250
M10X25	200	08200.100.025	M12X380*	25	08200.120.380	M16X260*	25	08200.160.260
M10X30	200	08200.100.030	M12X400*	25	08200.120.400	M16X280*	25	08200.160.280
M10X35	100	08200.100.035	M12X420*	25	08200.120.420	M16X300*	25	08200.160.300
M10X40	100	08200.100.040	M12X440*	25	08200.120.440	M16X320*	10	08200.160.320

08200 Hexagon head bolt with hexagon nut / Zeskantbout met zeskantmoer / Vis à tête hexagonale filetage partiel avec écrou hexagonale ←

d x L	✉	Art.number	d x L	✉	Art.number	d x L	✉	Art.number
M16X340*	10	08200.160.340	M20X380*	10	08200.200.380	M24X460*	10	08200.240.460
M16X360*	10	08200.160.360	M20X400*	10	08200.200.400			
M16X380*	10	08200.160.380	M20X420*	10	08200.200.420	M27X60*	10	08200.270.060
M16X400*	10	08200.160.400	M20X440*	10	08200.200.440	M27X65*	10	08200.270.065
M16X420*	10	08200.160.420	M20X460*	10	08200.200.460	M27X70*	10	08200.270.070
M16X440*	10	08200.160.440	M20X480*	10	08200.200.480	M27X75*	10	08200.270.075
M16X460*	10	08200.160.460	M20X500*	10	08200.200.500	M27X80*	10	08200.270.080
M16X480*	10	08200.160.480	M20X520*	10	08200.200.520	M27X85*	10	08200.270.085
M16X500*	10	08200.160.500	M20X540*	10	08200.200.540	M27X90*	10	08200.270.090
M16X520*	10	08200.160.520	M20X560*	10	08200.200.560	M27X100*	10	08200.270.100
M16X540*	10	08200.160.540	M20X580*	10	08200.200.580	M27X110*	10	08200.270.110
M16X560*	10	08200.160.560	M20X600*	10	08200.200.600	M27X120*	10	08200.270.120
M16X580*	10	08200.160.580				M27X130*	10	08200.270.130
M16X600*	10	08200.160.600	M22X90*	25	08200.220.090	M27X140*	10	08200.270.140
						M27X150*	10	08200.270.150
M20X30*	25	08200.200.030	M24X45*	25	08200.240.045	M27X200*	10	08200.270.200
M20X35*	25	08200.200.035	M24X50*	25	08200.240.050	M27X240*	5	08200.270.240
M20X40	25	08200.200.040	M24X55*	25	08200.240.055	M27X260*	5	08200.270.260
M20X45*	25	08200.200.045	M24X60*	25	08200.240.060			
M20X50	25	08200.200.050	M24X65*	25	08200.240.065	M30X60*	10	08200.300.060
M20X55*	25	08200.200.055	M24X70	25	08200.240.070	M30X70*	10	08200.300.070
M20X60	25	08200.200.060	M24X75*	25	08200.240.075	M30X80*	10	08200.300.080
M20X65*	25	08200.200.065	M24X80	25	08200.240.080	M30X90*	10	08200.300.090
M20X70	25	08200.200.070	M24X85*	10	08200.240.085	M30X100*	10	08200.300.100
M20X75	25	08200.200.075	M24X90	10	08200.240.090	M30X110*	10	08200.300.110
M20X80	25	08200.200.080	M24X100	10	08200.240.100	M30X120*	10	08200.300.120
M20X85*	25	08200.200.085	M24X110	10	08200.240.110	M30X130*	10	08200.300.130
M20X90	25	08200.200.090	M24X120*	10	08200.240.120	M30X140*	10	08200.300.140
M20X95*	25	08200.200.095	M24X130*	10	08200.240.130	M30X150*	10	08200.300.150
M20X100	25	08200.200.100	M24X140*	10	08200.240.140	M30X160*	10	08200.300.160
M20X110	25	08200.200.110	M24X150*	10	08200.240.150	M30X180*	10	08200.300.180
M20X120	25	08200.200.120	M24X160*	10	08200.240.160	M30X200*	10	08200.300.200
M20X130	25	08200.200.130	M24X170*	10	08200.240.170	M30X260*	5	08200.300.260
M20X140*	25	08200.200.140	M24X180*	10	08200.240.180	M30X360*	5	08200.300.360
M20X150*	25	08200.200.150	M24X200*	10	08200.240.200			
M20X160	10	08200.200.160	M24X220*	10	08200.240.220	M33X110*	5	08200.330.110
M20X170*	10	08200.200.170	M24X240*	10	08200.240.240	M33X120*	5	08200.330.120
M20X180	10	08200.200.180	M24X260*	10	08200.240.260	M33X130*	5	08200.330.130
M20X190*	10	08200.200.190	M24X280*	10	08200.240.280	M33X150*	5	08200.330.150
M20X200	10	08200.200.200	M24X300*	10	08200.240.300	M33X200*	5	08200.330.200
M20X220	10	08200.200.220	M24X320*	10	08200.240.320			
M20X250*	10	08200.200.250	M24X340*	10	08200.240.340	M36X100*	5	08200.360.100
M20X260*	10	08200.200.260	M24X360*	10	08200.240.360	M36X110*	5	08200.360.110
M20X280*	10	08200.200.280	M24X380*	10	08200.240.380	M36X120*	5	08200.360.120
M20X320*	10	08200.200.320	M24X400*	10	08200.240.400	M36X140*	5	08200.360.140
M20X340*	10	08200.200.340	M24X420*	10	08200.240.420	M36X160*	5	08200.360.160
M20X360*	10	08200.200.360	M24X440*	10	08200.240.440	M36X180*	5	08200.360.180

08405 Hexagon head bolt with hexagon nut, ISO metric thread / Zeskantbout met zeskantmoer, ISO-Metrisch / Vis à tête hexagonale avec écrou, filetage ISO-Métrique E08A

Thread Metric thread
Material Steel
Class 4.6
Surface treatment Hot dip galvanized

RoHS

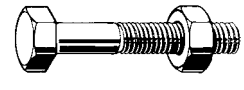

d x L	✉	Art.number	d x L	✉	Art.number	d x L	✉	Art.number
M10X25*	200	08405.100.025	M12X150*	50	08405.120.150	M20X40*	25	08405.200.040
M10X30*	200	08405.100.030				M20X45*	25	08405.200.045
M10X35*	100	08405.100.035	M16X30*	50	08405.160.030	M20X50*	25	08405.200.050
M10X40*	100	08405.100.040	M16X35*	50	08405.160.035	M20X55*	25	08405.200.055
M10X50*	100	08405.100.050	M16X40*	50	08405.160.040	M20X60*	25	08405.200.060
M10X60	100	08405.100.060	M16X45*	50	08405.160.045	M20X65*	25	08405.200.065
			M16X50*	50	08405.160.050	M20X70*	25	08405.200.070
M12X25*	100	08405.120.025	M16X55*	50	08405.160.055	M20X75*	25	08405.200.075
M12X30*	100	08405.120.030	M16X60*	50	08405.160.060	M20X80*	25	08405.200.080
M12X35*	100	08405.120.035	M16X65*	25	08405.160.065	M20X90*	25	08405.200.090
M12X40*	100	08405.120.040	M16X70*	25	08405.160.070	M20X100*	25	08405.200.100
M12X45*	100	08405.120.045	M16X75*	25	08405.160.075	M20X110*	25	08405.200.110
M12X50*	100	08405.120.050	M16X80*	25	08405.160.080	M20X120*	25	08405.200.120
M12X55*	100	08405.120.055	M16X90*	25	08405.160.090	M20X130*	25	08405.200.130
M12X60*	100	08405.120.060	M16X100*	25	08405.160.100	M20X140*	25	08405.200.140
M12X70*	50	08405.120.070	M16X110*	25	08405.160.110	M20X150*	25	08405.200.150
M12X80*	50	08405.120.080	M16X120*	25	08405.160.120	M20X160*	10	08405.200.160
M12X90*	50	08405.120.090	M16X130*	25	08405.160.130	M20X200*	10	08405.200.200
M12X100*	50	08405.120.100	M16X140*	25	08405.160.140	M20X220*	10	08405.200.220
M12X110*	50	08405.120.110	M16X160*	25	08405.160.160	M20X260*	10	08405.200.260
M12X120*	50	08405.120.120	M16X180*	25	08405.160.180	M20X280*	10	08405.200.280
M12X130*	50	08405.120.130	M16X200*	25	08405.160.200	M20X300*	10	08405.200.300
M12X140*	50	08405.120.140						

08405	Hexagon head bolt with hexagon nut, ISO metric thread / Zeskantbout met zeskantmoer, ISO-Metrisch / Vis à tête hexagonale avec écrou, filetage ISO-Métrique	←

d x L	✉	Art.number	d x L	✉	Art.number	d x L	✉	Art.number
M24X80*	10	08405.240.080	M24X120*	10	08405.240.120	M24X200*	10	08405.240.200
M24X90*	10	08405.240.090	M24X150*	10	08405.240.150			
M24X100*	10	08405.240.100	M24X180*	10	08405.240.180			

Carriage bolt with hexagon nut

Slotbout met zeskantmoer / Vis à métaux à tête bombée et collet carré avec écrou hexagonal

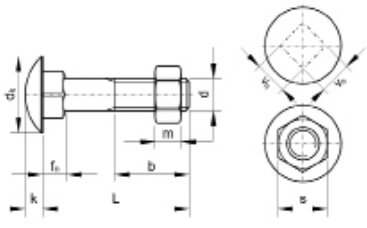

DIN	**603/555**
ISO	≈8677/4034
NF	≈E27-351 / E25-402
NEN	≈303/697
BS	≈4933/3692

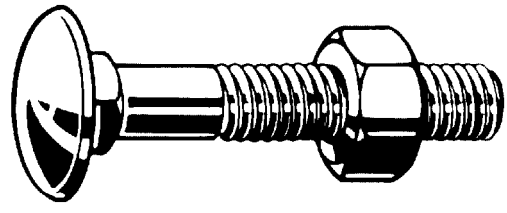

Technical Data

d	b (min.): L≤125mm	b (min.): 125mm<L≤200mm	b (min.): L>200mm	d_k (max.)	f_n (max.)	k (max.)	m	P	s	V_n (max.)
M5	16	22	-	13.55	4.1	3.3	4	0.80	8	5.48
M6	18	24	-	16.55	4.6	3.88	5	1.00	10	6.48
M8	22	28	41	20.65	5.6	4.88	6.5	1.25	13	8.58
M10	26	32	45	24.65	6.6	5.38	8	1.50	17	10.58
M12	30	36	49	30.65	8.75	6.95	10	1.75	19	12.7
M16	38	44	57	38.8	12.9	8.95	13	2.00	24	16.7
M20	46	52	65	46.8	15.9	11.05	16	2.50	30	20.84

- The property class of the corresponding nuts is |4| as a minimum.

Article groups

Thread	Material	Class	Surface treatment	Code	Page
M	St.	4.6	Plain	08040	1-102
M	St.	4.6	ZPL	08250	1-103
M	St.	4.6	HDG	08420	1-104

08040	Carriage bolt with hexagon nut / Slotbout met zeskantmoer / Vis à métaux à tête bombée et collet carré avec écrou hexagonal	E05A

Thread Metric thread
Material Steel
Class 4.6
Surface treatment Plain

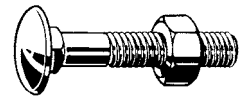

d x L	✉	Art.number	d x L	✉	Art.number	d x L	✉	Art.number
M5X16*	500	08040.050.016	M6X130*	100	08040.060.130	M10X25*	200	08040.100.025
M5X20*	500	08040.050.020				M10X30*	200	08040.100.030
M5X25*	500	08040.050.025	M8X16*	200	08040.080.016	M10X35*	100	08040.100.035
M5X30*	500	08040.050.030	M8X20*	200	08040.080.020	M10X40*	100	08040.100.040
M5X35*	200	08040.050.035	M8X25*	200	08040.080.025	M10X45*	100	08040.100.045
M5X40*	200	08040.050.040	M8X30	200	08040.080.030	M10X50*	100	08040.100.050
M5X45*	200	08040.050.045	M8X35*	200	08040.080.035	M10X55*	100	08040.100.055
M5X50*	200	08040.050.050	M8X40*	200	08040.080.040	M10X60*	100	08040.100.060
M5X60*	200	08040.050.060	M8X45*	200	08040.080.045	M10X65*	100	08040.100.065
M5X70*	200	08040.050.070	M8X50*	200	08040.080.050	M10X70*	100	08040.100.070
			M8X55*	200	08040.080.055	M10X80*	100	08040.100.080
M6X16*	500	08040.060.016	M8X60*	200	08040.080.060	M10X90*	100	08040.100.090
M6X20*	500	08040.060.020	M8X65*	200	08040.080.065	M10X100*	100	08040.100.100
M6X25*	500	08040.060.025	M8X70*	200	08040.080.070	M10X110*	50	08040.100.110
M6X30*	500	08040.060.030	M8X75*	200	08040.080.075	M10X120*	50	08040.100.120
M6X35	200	08040.060.035	M8X80*	200	08040.080.080	M10X130*	50	08040.100.130
M6X40*	200	08040.060.040	M8X90*	100	08040.080.090	M10X140*	50	08040.100.140
M6X45*	200	08040.060.045	M8X100*	100	08040.080.100	M10X150*	50	08040.100.150
M6X50*	200	08040.060.050	M8X110*	100	08040.080.110	M10X170*	50	08040.100.170
M6X55*	200	08040.060.055	M8X120*	100	08040.080.120	M10X180*	50	08040.100.180
M6X60*	200	08040.060.060	M8X130*	100	08040.080.130	M10X190*	50	08040.100.190
M6X65*	200	08040.060.065	M8X140*	100	08040.080.140	M10X200*	50	08040.100.200
M6X70*	200	08040.060.070	M8X150*	100	08040.080.150	M10X220*	25	08040.100.220
M6X80*	200	08040.060.080	M8X160*	100	08040.080.160	M10X240*	25	08040.100.240
M6X90*	100	08040.060.090	M8X170*	50	08040.080.170	M10X260*	25	08040.100.260
M6X100*	100	08040.060.100	M8X180*	50	08040.080.180	M10X280*	25	08040.100.280
M6X110*	100	08040.060.110						
M6X120*	100	08040.060.120	M10X20*	200	08040.100.020	M12X25*	100	08040.120.025

08040 Carriage bolt with hexagon nut / Slotbout met zeskantmoer / Vis à métaux à tête bombée et collet carré avec écrou hexagonal ←

d x L	✉	Art.number	d x L	✉	Art.number	d x L	✉	Art.number
M12X30*	100	08040.120.030	M12X260*	25	08040.120.260	M16X180*	25	08040.160.180
M12X35*	100	08040.120.035	M12X280*	25	08040.120.280	M16X200*	25	08040.160.200
M12X40*	100	08040.120.040	M12X300*	25	08040.120.300	M16X220*	25	08040.160.220
M12X45*	100	08040.120.045	M12X320*	25	08040.120.320	M16X240*	25	08040.160.240
M12X50*	100	08040.120.050	M12X340*	25	08040.120.340	M16X260*	25	08040.160.260
M12X55*	100	08040.120.055	M12X380*	25	08040.120.380	M16X280*	25	08040.160.280
M12X60*	100	08040.120.060	M12X400*	25	08040.120.400	M16X300*	25	08040.160.300
M12X65*	50	08040.120.065				M16X320*	10	08040.160.320
M12X70*	50	08040.120.070	M16X40*	50	08040.160.040	M16X340*	10	08040.160.340
M12X75*	50	08040.120.075	M16X45*	50	08040.160.045	M16X360*	10	08040.160.360
M12X80*	50	08040.120.080	M16X50*	50	08040.160.050	M16X400*	10	08040.160.400
M12X90*	50	08040.120.090	M16X55*	50	08040.160.055			
M12X100*	50	08040.120.100	M16X65*	25	08040.160.065	M20X80*	25	08040.200.080
M12X110*	50	08040.120.110	M16X70*	25	08040.160.070	M20X100*	25	08040.200.100
M12X120*	50	08040.120.120	M16X75*	25	08040.160.075	M20X120*	25	08040.200.120
M12X130*	50	08040.120.130	M16X80*	25	08040.160.080	M20X140*	25	08040.200.140
M12X140*	50	08040.120.140	M16X90*	25	08040.160.090	M20X160*	10	08040.200.160
M12X150*	50	08040.120.150	M16X100*	25	08040.160.100	M20X180*	10	08040.200.180
M12X170*	25	08040.120.170	M16X110*	25	08040.160.110	M20X200*	10	08040.200.200
M12X180*	25	08040.120.180	M16X120*	25	08040.160.120	M20X220*	10	08040.200.220
M12X190*	25	08040.120.190	M16X130*	25	08040.160.130	M20X240*	10	08040.200.240
M12X200*	25	08040.120.200	M16X140	25	08040.160.140	M20X280*	10	08040.200.280
M12X220*	25	08040.120.220	M16X150*	25	08040.160.150	M20X300*	10	08040.200.300
M12X240*	25	08040.120.240	M16X160*	25	08040.160.160			
M12X250*	25	08040.120.250	M16X170*	25	08040.160.170			

08250 Carriage bolt with hexagon nut / Slotbout met zeskantmoer / Vis à métaux à tête bombée et collet carré avec écrou hexagonal E05A

Thread Metric thread
Material Steel
Class 4.6
Surface treatment Zinc plated

RoHS

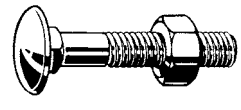

d x L	✉	Art.number	d x L	✉	Art.number	d x L	✉	Art.number
M5X16	500	08250.050.016	M8X60	200	08250.080.060	M10X280	25	08250.100.280
M5X20	500	08250.050.020	M8X65	200	08250.080.065	M10X300	25	08250.100.300
M5X25	500	08250.050.025	M8X70	200	08250.080.070			
M5X30	500	08250.050.030	M8X75	200	08250.080.075	M12X30	100	08250.120.030
M5X35	200	08250.050.035	M8X80	200	08250.080.080	M12X35	100	08250.120.035
M5X40	200	08250.050.040	M8X90	100	08250.080.090	M12X40	100	08250.120.040
M5X45	200	08250.050.045	M8X100	100	08250.080.100	M12X45	100	08250.120.045
M5X50	200	08250.050.050	M8X110	100	08250.080.110	M12X50	100	08250.120.050
M5X55*	200	08250.050.055	M8X120	100	08250.080.120	M12X55	100	08250.120.055
M5X60	200	08250.050.060	M8X130	100	08250.080.130	M12X60	100	08250.120.060
M5X65	200	08250.050.065	M8X140	50	08250.080.140	M12X65	50	08250.120.065
M5X70	200	08250.050.070	M8X150	50	08250.080.150	M12X70	50	08250.120.070
M5X80	200	08250.050.080	M8X160	50	08250.080.160	M12X75	50	08250.120.075
M5X90*	200	08250.050.090	M8X170	50	08250.080.170	M12X80	50	08250.120.080
			M8X180	50	08250.080.180	M12X90	50	08250.120.090
M6X16	200	08250.060.016	M8X190*	50	08250.080.190	M12X100	50	08250.120.100
M6X20	200	08250.060.020	M8X200	50	08250.080.200	M12X110	50	08250.120.110
M6X25	200	08250.060.025				M12X120	50	08250.120.120
M6X30	200	08250.060.030	M10X20	200	08250.100.020	M12X130	50	08250.120.130
M6X35	200	08250.060.035	M10X25	200	08250.100.025	M12X140	50	08250.120.140
M6X40	200	08250.060.040	M10X30	200	08250.100.030	M12X150	50	08250.120.150
M6X45	200	08250.060.045	M10X35	100	08250.100.035	M12X160	25	08250.120.160
M6X50	200	08250.060.050	M10X40	100	08250.100.040	M12X170	25	08250.120.170
M6X55	200	08250.060.055	M10X45	100	08250.100.045	M12X180	25	08250.120.180
M6X60	200	08250.060.060	M10X50	100	08250.100.050	M12X190*	25	08250.120.190
M6X65	200	08250.060.065	M10X55	100	08250.100.055	M12X200	25	08250.120.200
M6X70	200	08250.060.070	M10X60	100	08250.100.060	M12X220	25	08250.120.220
M6X75	200	08250.060.075	M10X65	100	08250.100.065	M12X240	25	08250.120.240
M6X80	200	08250.060.080	M10X70	100	08250.100.070	M12X250	25	08250.120.250
M6X90	100	08250.060.090	M10X75	100	08250.100.075	M12X260	25	08250.120.260
M6X100	100	08250.060.100	M10X80	100	08250.100.080	M12X280	25	08250.120.280
M6X110	100	08250.060.110	M10X90	100	08250.100.090	M12X300	25	08250.120.300
M6X120	100	08250.060.120	M10X100	100	08250.100.100	M12X320	10	08250.120.320
M6X130	100	08250.060.130	M10X110	50	08250.100.110	M12X340	10	08250.120.340
M6X140	100	08250.060.140	M10X120	50	08250.100.120	M12X360	10	08250.120.360
M6X150	100	08250.060.150	M10X130	50	08250.100.130	M12X380	10	08250.120.380
			M10X140	50	08250.100.140	M12X400	10	08250.120.400
M8X16	200	08250.080.016	M10X150	50	08250.100.150			
M8X20	200	08250.080.020	M10X160	50	08250.100.160	M16X35*	50	08250.160.035
M8X25	200	08250.080.025	M10X170	50	08250.100.170	M16X40	50	08250.160.040
M8X30	200	08250.080.030	M10X180	50	08250.100.180	M16X45*	50	08250.160.045
M8X35	200	08250.080.035	M10X190	50	08250.100.190	M16X50	50	08250.160.050
M8X40	200	08250.080.040	M10X200	50	08250.100.200	M16X55*	50	08250.160.055
M8X45	200	08250.080.045	M10X220	25	08250.100.220	M16X60	50	08250.160.060
M8X50	200	08250.080.050	M10X240	25	08250.100.240	M16X65*	25	08250.160.065
M8X55	200	08250.080.055	M10X260	25	08250.100.260	M16X70	25	08250.160.070

08250 Carriage bolt with hexagon nut / Slotbout met zeskantmoer / Vis à métaux à tête bombée et collet carré avec écrou hexagonal ←

d x L	✉	Art.number	d x L	✉	Art.number	d x L	✉	Art.number
M16X75*	25	08250.160.075	M16X190*	25	08250.160.190			
M16X80	25	08250.160.080	M16X200	10	08250.160.200	M20X80	25	08250.200.080
M16X90	25	08250.160.090	M16X220	10	08250.160.220	M20X100*	25	08250.200.100
M16X100	25	08250.160.100	M16X240	10	08250.160.240	M20X120	25	08250.200.120
M16X110	25	08250.160.110	M16X260	10	08250.160.260	M20X140*	25	08250.200.140
M16X120	25	08250.160.120	M16X280	10	08250.160.280	M20X180*	10	08250.200.180
M16X130	25	08250.160.130	M16X300	10	08250.160.300	M20X200*	10	08250.200.200
M16X140	25	08250.160.140	M16X320	10	08250.160.320	M20X240*	10	08250.200.240
M16X150*	25	08250.160.150	M16X340	10	08250.160.340	M20X280*	10	08250.200.280
M16X160	25	08250.160.160	M16X360*	10	08250.160.360	M20X300*	10	08250.200.300
M16X170	25	08250.160.170	M16X380	10	08250.160.380			
M16X180	25	08250.160.180	M16X400	10	08250.160.400			

08420 Carriage bolt with hexagon nut oversized thread / Slotbout met zeskantmoer overmaats / Corps de boulon à tête bombée aplatie à collet carré avec écou, filetage en surcote A08A

Thread Metric thread
Material Steel
Class 4.6
Surface treatment Hot dip galvanized

RoHS

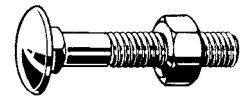

d x L	✉	Art.number	d x L	✉	Art.number	d x L	✉	Art.number
M8X50	200	08420.080.050	M10X150	50	08420.100.150	M12X200	25	08420.120.200
M8X60	200	08420.080.060	M10X160	50	08420.100.160	M12X220	25	08420.120.220
M8X70	200	08420.080.070	M10X170	50	08420.100.170	M12X240	25	08420.120.240
M8X80	100	08420.080.080	M10X180	50	08420.100.180	M12X260	25	08420.120.260
M8X100	100	08420.080.100	M10X200	50	08420.100.200	M12X280	25	08420.120.280
M8X110	100	08420.080.110	M10X220	25	08420.100.220	M12X300	25	08420.120.300
M8X120	100	08420.080.120	M10X240	25	08420.100.240	M12X320	10	08420.120.320
M8X130	100	08420.080.130	M10X280	25	08420.100.280	M12X340	10	08420.120.340
M8X140	50	08420.080.140						
M8X160	50	08420.080.160	M12X60	50	08420.120.060	M16X90	25	08420.160.090
M8X180	50	08420.080.180	M12X70	50	08420.120.070	M16X100	25	08420.160.100
			M12X80	50	08420.120.080	M16X120	25	08420.160.120
M10X50	100	08420.100.050	M12X90	50	08420.120.090	M16X130	25	08420.160.130
M10X60	100	08420.100.060	M12X100	50	08420.120.100	M16X140	25	08420.160.140
M10X70	100	08420.100.070	M12X110	50	08420.120.110	M16X150	25	08420.160.150
M10X80	100	08420.100.080	M12X120	50	08420.120.120	M16X180	25	08420.160.180
M10X90	100	08420.100.090	M12X130	50	08420.120.130	M16X200	10	08420.160.200
M10X100	100	08420.100.100	M12X140	50	08420.120.140	M16X220	10	08420.160.220
M10X110	50	08420.100.110	M12X150	50	08420.120.150	M16X240	10	08420.160.240
M10X120	50	08420.100.120	M12X160	25	08420.120.160	M16X260	10	08420.160.260
M10X130	50	08420.100.130	M12X170	25	08420.120.170	M16X280	10	08420.160.280
M10X140	50	08420.100.140	M12X180	25	08420.120.180			

- Oversized hot dip galvanized bolts and screws are manufactured with standard thread tolerance class 6g before coating.
- After galvanizing they will therefore NOT fit into standard nuts or threaded holes with thread tolerance class 6H. Suitable nuts have been tapped with thread tolerance class 6AZ (oversized).

Carriage bolt

Slotbout / Vis à tête bombée à collet carré

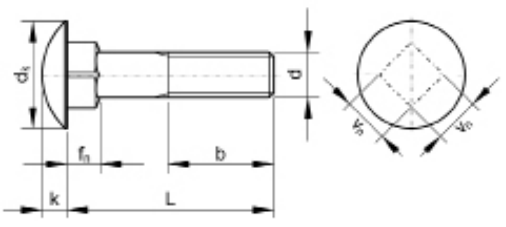

DIN	**603**
ISO	≈8677
NEN	≈303
BS	≈4933



Technical Data

d	b (min.): L≤125mm	b (min.): 125mm<L≤200mm	b (min.): L>200mm	d_k (max.)	f_n (max.)	k (max.)	P	V_n (max.)
M5	16	22	-	13.55	4.1	3.3	0.80	5.48
M6	18	24	-	16.55	4.6	3.88	1.00	6.48
M8	22	28	41	20.65	5.6	4.88	1.25	8.58
M10	26	32	45	24.65	6.6	5.38	1.50	10.58
M12	30	36	49	30.65	8.75	6.95	1.75	12.7
M16	38	44	57	38.80	12.9	8.95	2.00	16.7

Article groups

Thread	Material	Class	Surface treatment		Code	Page
M	St.	8.8	Plain		08310	1-105
M	St.	8.8	ZPL		08320	1-105
M	St.	8.8	HDG	ISO metric	08410	1-106
M	St.st. A2	70			51500	1-106
M	St.st. A4	70			55500	1-107
M	Br. CU2/CU3				46050	1-107

08310 Carriage bolt / Slotbout / Vis à tête bombée à collet carré — A90A

Thread Metric thread
Material Steel
Class 8.8
Surface treatment Plain



d x L	✉	Art.number	d x L	✉	Art.number	d x L	✉	Art.number
M6X16	200	08310.060.016	M8X50	200	08310.080.050	M10X90	50	08310.100.090
M6X20	200	08310.060.020	M8X60	100	08310.080.060	M10X100	50	08310.100.100
M6X25	200	08310.060.025	M8X70	100	08310.080.070			
M6X30	200	08310.060.030	M8X80	100	08310.080.080	M12X30	100	08310.120.030
M6X35	200	08310.060.035				M12X35	100	08310.120.035
M6X40	200	08310.060.040	M10X20	100	08310.100.020	M12X40	50	08310.120.040
M6X45	200	08310.060.045	M10X25	100	08310.100.025	M12X45	50	08310.120.045
M6X50	200	08310.060.050	M10X30	100	08310.100.030	M12X50	50	08310.120.050
			M10X35	100	08310.100.035	M12X55	50	08310.120.055
M8X16	200	08310.080.016	M10X40	100	08310.100.040	M12X65	50	08310.120.065
M8X20	200	08310.080.020	M10X45	100	08310.100.045	M12X70	50	08310.120.070
M8X25	200	08310.080.025	M10X50	100	08310.100.050	M12X80	50	08310.120.080
M8X30	200	08310.080.030	M10X55	100	08310.100.055	M12X90	50	08310.120.090
M8X35	200	08310.080.035	M10X60	100	08310.100.060			
M8X40	200	08310.080.040	M10X70	100	08310.100.070	M16X90	25	08310.160.090
M8X45	200	08310.080.045	M10X80	50	08310.100.080	M16X120	25	08310.160.120

08320 Carriage bolt / Slotbout / Vis à tête bombée à collet carré — A90A

Thread Metric thread
Material Steel
Class 8.8
Surface treatment Zinc plated



d x L	✉	Art.number	d x L	✉	Art.number	d x L	✉	Art.number
M6X10	500	08320.060.010	M6X60	200	08320.060.060	M8X45	200	08320.080.045
M6X16	200	08320.060.016	M6X70	200	08320.060.070	M8X50	200	08320.080.050
M6X20	200	08320.060.020				M8X55	100	08320.080.055
M6X25	500	08320.060.025	M8X16	200	08320.080.016	M8X60	100	08320.080.060
M6X30	200	08320.060.030	M8X20	200	08320.080.020	M8X65	200	08320.080.065
M6X35	200	08320.060.035	M8X25	200	08320.080.025	M8X70	200	08320.080.070
M6X40	200	08320.060.040	M8X30	200	08320.080.030	M8X80	200	08320.080.080
M6X45	200	08320.060.045	M8X35	200	08320.080.035	M8X90	100	08320.080.090
M6X50	200	08320.060.050	M8X40	200	08320.080.040	M8X100	100	08320.080.100

08320 Carriage bolt / Slotbout / Vis à tête bombée à collet carré

d x L	✉	Art.number	d x L	✉	Art.number	d x L	✉	Art.number
M8X110	100	08320.080.110	M10X100	50	08320.100.100	M12X130*	50	08320.120.130
M8X120	100	08320.080.120	M10X110	100	08320.100.110			
M8X140*	100	08320.080.140	M10X120	100	08320.100.120	M16X40	50	08320.160.040
						M16X45*	50	08320.160.045
M10X20	100	08320.100.020	M12X25	100	08320.120.025	M16X50	50	08320.160.050
M10X25	100	08320.100.025	M12X30	100	08320.120.030	M16X60	50	08320.160.060
M10X30	100	08320.100.030	M12X35	100	08320.120.035	M16X65*	25	08320.160.065
M10X35	100	08320.100.035	M12X40	50	08320.120.040	M16X70	25	08320.160.070
M10X40	100	08320.100.040	M12X45	50	08320.120.045	M16X80	25	08320.160.080
M10X45	100	08320.100.045	M12X50	50	08320.120.050	M16X90	25	08320.160.090
M10X50	100	08320.100.050	M12X60	50	08320.120.060	M16X100	25	08320.160.100
M10X55	100	08320.100.055	M12X70	50	08320.120.070	M16X110	25	08320.160.110
M10X60	100	08320.100.060	M12X75	50	08320.120.075	M16X120	25	08320.160.120
M10X65	100	08320.100.065	M12X80	50	08320.120.080	M16X130	25	08320.160.130
M10X70	100	08320.100.070	M12X90	50	08320.120.090	M16X140	25	08320.160.140
M10X75*	100	08320.100.075	M12X100	50	08320.120.100	M16X160	25	08320.160.160
M10X80	50	08320.100.080	M12X110	50	08320.120.110			
M10X90	50	08320.100.090	M12X120	50	08320.120.120			

08410 Carriage bolt ISO metric thread / Slotbout ISO-Metrisch / Corps de boulon à tête bombée aplatie à collet carré, filetage ISO-Métrique E09A

Thread Metric thread
Material Steel
Class 8.8
Surface treatment Hot dip galvanized



d x L	✉	Art.number	d x L	✉	Art.number	d x L	✉	Art.number
M10X25*	100	08410.100.025	M10X40*	100	08410.100.040	M12X30	100	08410.120.030
M10X30*	100	08410.100.030				M12X35*	100	08410.120.035
M10X35*	100	08410.100.035	M12X25*	100	08410.120.025	M12X40*	100	08410.120.040

51500 Carriage bolt / Slotbout / Vis à tête bombée à collet carré R03A

Thread Metric thread
Material Stainless steel A2
Class 70



d x L	✉	Art.number	d x L	✉	Art.number	d x L	✉	Art.number
M5X12	500	51500.050.012	M8X50	25	51500.080.050	M10X150	10	51500.100.150
M5X16	50	51500.050.016	M8X55	25	51500.080.055	M10X160	50	51500.100.160
M5X18*	200	51500.050.018	M8X60	25	51500.080.060	M10X180	50	51500.100.180
M5X20	50	51500.050.020	M8X65	25	51500.080.065	M10X200	50	51500.100.200
M5X25	50	51500.050.025	M8X70	25	51500.080.070	M10X220	50	51500.100.220
M5X30	50	51500.050.030	M8X75	50	51500.080.075	M10X240*	50	51500.100.240
M5X35	50	51500.050.035	M8X80	25	51500.080.080	M10X260	50	51500.100.260
M5X40	50	51500.050.040	M8X90	25	51500.080.090	M10X280*	50	51500.100.280
M5X45	50	51500.050.045	M8X100	25	51500.080.100	M10X300*	50	51500.100.300
M5X50	50	51500.050.050	M8X110	25	51500.080.110			
M5X60	50	51500.050.060	M8X120	25	51500.080.120	M12X25	10	51500.120.025
			M8X130	25	51500.080.130	M12X30	10	51500.120.030
M6X16	50	51500.060.016	M8X140	25	51500.080.140	M12X35	10	51500.120.035
M6X20	50	51500.060.020	M8X150	25	51500.080.150	M12X40	10	51500.120.040
M6X25	50	51500.060.025	M8X160	50	51500.080.160	M12X50	10	51500.120.050
M6X30	50	51500.060.030	M8X170	50	51500.080.170	M12X60	10	51500.120.060
M6X35	50	51500.060.035	M8X180	50	51500.080.180	M12X70	10	51500.120.070
M6X40	50	51500.060.040	M8X190	50	51500.080.190	M12X80	10	51500.120.080
M6X45	50	51500.060.045	M8X200*	50	51500.080.200	M12X90	10	51500.120.090
M6X50	50	51500.060.050				M12X100	10	51500.120.100
M6X55	50	51500.060.055	M10X16*	100	51500.100.016	M12X110	10	51500.120.110
M6X60	50	51500.060.060	M10X20	25	51500.100.020	M12X120	10	51500.120.120
M6X70	50	51500.060.070	M10X25	25	51500.100.025	M12X130	10	51500.120.130
M6X80	50	51500.060.080	M10X30	25	51500.100.030	M12X140	10	51500.120.140
M6X90	50	51500.060.090	M10X35	25	51500.100.035	M12X160	50	51500.120.160
M6X100	50	51500.060.100	M10X40	25	51500.100.040	M12X180	50	51500.120.180
M6X110	50	51500.060.110	M10X45	25	51500.100.045	M12X200	50	51500.120.200
M6X120	50	51500.060.120	M10X50	25	51500.100.050	M12X220	50	51500.120.220
			M10X55	25	51500.100.055	M12X240	50	51500.120.240
M8X12*	100	51500.080.012	M10X60	10	51500.100.060	M12X260*	50	51500.120.260
M8X16	50	51500.080.016	M10X70	10	51500.100.070	M12X280	50	51500.120.280
M8X18*	100	51500.080.018	M10X80	10	51500.100.080	M12X300*	50	51500.120.300
M8X20	50	51500.080.020	M10X90	10	51500.100.090			
M8X25	50	51500.080.025	M10X100	10	51500.100.100	M16X30*	25	51500.160.030
M8X30	50	51500.080.030	M10X110	10	51500.100.110	M16X35*	25	51500.160.035
M8X35	50	51500.080.035	M10X120	10	51500.100.120	M16X40*	25	51500.160.040
M8X40	25	51500.080.040	M10X130	10	51500.100.130	M16X45*	25	51500.160.045
M8X45	25	51500.080.045	M10X140	10	51500.100.140	M16X50	25	51500.160.050

51500 Carriage bolt / Slotbout / Vis à tête bombée à collet carré

d x L	✉	Art.number	d x L	✉	Art.number	d x L	✉	Art.number
M16X55*	25	51500.160.055	M16X100*	25	51500.160.100	M16X180*	25	51500.160.180
M16X60	10	51500.160.060	M16X110	25	51500.160.110	M16X200*	25	51500.160.200
M16X65	10	51500.160.065	M16X120	25	51500.160.120	M16X220*	25	51500.160.220
M16X70*	25	51500.160.070	M16X130*	25	51500.160.130	M16X240*	25	51500.160.240
M16X75*	25	51500.160.075	M16X140*	25	51500.160.140	M16X260*	25	51500.160.260
M16X80*	25	51500.160.080	M16X150*	25	51500.160.150	M16X280*	25	51500.160.280
M16X90	25	51500.160.090	M16X160*	25	51500.160.160	M16X300*	25	51500.160.300

55500 Carriage bolt / Slotbout / Vis à tête bombée à collet carré — R43A

Thread Metric thread
Material Stainless steel A4
Class 70



d x L	✉	Art.number	d x L	✉	Art.number	d x L	✉	Art.number
M5X16	50	55500.050.016	M8X35	50	55500.080.035	M12X40	10	55500.120.040
M5X20	50	55500.050.020	M8X40	25	55500.080.040	M12X45	10	55500.120.045
M5X25*	200	55500.050.025	M8X50	25	55500.080.050	M12X50	10	55500.120.050
M5X30	50	55500.050.030	M8X60	25	55500.080.060	M12X60*	50	55500.120.060
M5X35*	50	55500.050.035	M8X70	25	55500.080.070	M12X70*	50	55500.120.070
M5X40	50	55500.050.040	M8X80	25	55500.080.080	M12X80	10	55500.120.080
M5X50*	200	55500.050.050	M8X90	25	55500.080.090	M12X90*	50	55500.120.090
M5X60	50	55500.050.060	M8X100	25	55500.080.100	M12X100*	50	55500.120.100
M5X70	50	55500.050.070	M8X110	10	55500.080.110	M12X110	10	55500.120.110
			M8X120	10	55500.080.120	M12X120	10	55500.120.120
M6X12	200	55500.060.012	M8X130	10	55500.080.130	M12X130*	50	55500.120.130
M6X16	50	55500.060.016	M8X140	10	55500.080.140	M12X140*	50	55500.120.140
M6X20	50	55500.060.020	M8X150	10	55500.080.150	M12X150	10	55500.120.150
M6X25	50	55500.060.025				M12X160*	50	55500.120.160
M6X30	50	55500.060.030	M10X20	25	55500.100.020	M12X180*	50	55500.120.180
M6X35	50	55500.060.035	M10X30	25	55500.100.030	M12X200*	25	55500.120.200
M6X40	50	55500.060.040	M10X40	25	55500.100.040			
M6X45	50	55500.060.045	M10X50	25	55500.100.050	M16X40	10	55500.160.040
M6X50	50	55500.060.050	M10X60	10	55500.100.060	M16X50	10	55500.160.050
M6X60	50	55500.060.060	M10X70	10	55500.100.070	M16X55*	25	55500.160.055
M6X65*	100	55500.060.065	M10X80	10	55500.100.080	M16X60	10	55500.160.060
M6X70	50	55500.060.070	M10X100	10	55500.100.100	M16X65*	25	55500.160.065
M6X80	50	55500.060.080	M10X110	10	55500.100.110	M16X70	10	55500.160.070
M6X90*	100	55500.060.090	M10X120	10	55500.100.120	M16X75*	25	55500.160.075
M6X100	50	55500.060.100	M10X130	10	55500.100.130	M16X80	5	55500.160.080
M6X110	25	55500.060.110	M10X140	10	55500.100.140	M16X90	5	55500.160.090
M6X120	25	55500.060.120	M10X150	10	55500.100.150	M16X100	5	55500.160.100
			M10X160*	50	55500.100.160	M16X110*	25	55500.160.110
M8X10*	50	55500.080.010	M10X200*	50	55500.100.200	M16X120*	5	55500.160.120
M8X16	50	55500.080.016				M16X130*	10	55500.160.130
M8X20	50	55500.080.020	M12X25*	50	55500.120.025	M16X140*	10	55500.160.140
M8X25	50	55500.080.025	M12X30	10	55500.120.030	M16X150*	5	55500.160.150
M8X30	50	55500.080.030	M12X35*	50	55500.120.035			

46050 Carriage bolt / Slotbout / Vis à tête bombée à collet carré — M01A

Thread Metric thread
Material Brass CU2/CU3



d x L	✉	Art.number	d x L	✉	Art.number	d x L	✉	Art.number
M5X16*	100	46050.050.016	M6X16*	100	46050.060.016			
M5X20*	100	46050.050.020	M6X20*	100	46050.060.020	M8X25*	50	46050.080.025
M5X25*	100	46050.050.025	M6X25*	100	46050.060.025	M8X30*	50	46050.080.030
M5X30*	100	46050.050.030	M6X30*	100	46050.060.030	M8X40*	50	46050.080.040
M5X35*	100	46050.050.035	M6X35*	100	46050.060.035	M8X45*	50	46050.080.045
M5X40*	100	46050.050.040	M6X40*	100	46050.060.040	M8X50*	50	46050.080.050
M5X45*	100	46050.050.045	M6X45*	100	46050.060.045	M8X55*	50	46050.080.055
M5X50*	100	46050.050.050	M6X60*	100	46050.060.060	M8X60*	50	46050.080.060
M5X60*	100	46050.050.060	M6X65*	100	46050.060.065	M8X70*	50	46050.080.070
M5X70*	100	46050.050.070	M6X70*	100	46050.060.070	M8X80*	50	46050.080.080
			M6X80*	100	46050.060.080			

Carriage bolt fully threaded

Slotbout voldraad / Vis à métaux à tête bombée à collet carré, filetage total

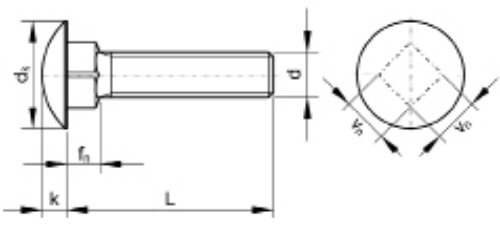

DIN ≈603
ISO ≈8677



Technical Data

d	d_k (max.)	f_n (max.)	k (max.)	P	V_n (max.)
M5	13.55	4.1	3.3	0.80	5.48
M6	16.55	4.6	3.88	1.00	6.48
M8	20.65	5.6	4.88	1.25	8.58
M10	24.65	6.6	5.38	1.50	10.58
M12	30.65	8.75	6.95	1.75	12.7
M16	38.8	12.9	8.95	2	16.7

Article groups

Thread	Material	Code	Page
M	St.st. A2	51501	1-108
M	St.st. A4	55501	1-109

51501 **Carriage bolt fully threaded / Slotbout voldraad / Vis à métaux à tête bombée à collet carré, filetage total** **R09A**

Thread Metric thread
Material Stainless steel A2

RoHS



d x L	✉	Art.number	d x L	✉	Art.number	d x L	✉	Art.number
M5X12*	200	51501.050.012	M8X16*	100	51501.080.016	M10X150*	50	51501.100.150
M5X16*	200	51501.050.016	M8X20*	100	51501.080.020	M10X160*	25	51501.100.160
M5X20*	200	51501.050.020	M8X25*	100	51501.080.025	M10X200*	25	51501.100.200
M5X25*	200	51501.050.025	M8X30*	100	51501.080.030			
M5X30*	200	51501.050.030	M8X35*	100	51501.080.035	M12X25*	50	51501.120.025
M5X35	200	51501.050.035	M8X40*	100	51501.080.040	M12X30*	50	51501.120.030
M5X40*	200	51501.050.040	M8X45*	100	51501.080.045	M12X35	50	51501.120.035
M5X45*	200	51501.050.045	M8X50*	100	51501.080.050	M12X40*	50	51501.120.040
M5X50*	200	51501.050.050	M8X55	100	51501.080.055	M12X45*	50	51501.120.045
M5X55*	200	51501.050.055	M8X60*	100	51501.080.060	M12X50*	50	51501.120.050
M5X65*	200	51501.050.065	M8X65	100	51501.080.065	M12X55*	50	51501.120.055
M5X70*	200	51501.050.070	M8X70*	100	51501.080.070	M12X60	50	51501.120.060
M5X75*	200	51501.050.075	M8X75	50	51501.080.075	M12X65*	50	51501.120.065
M5X80*	200	51501.050.080	M8X80*	100	51501.080.080	M12X70	50	51501.120.070
M5X90*	200	51501.050.090	M8X90	50	51501.080.090	M12X75*	50	51501.120.075
M5X100*	200	51501.050.100	M8X100*	100	51501.080.100	M12X80	50	51501.120.080
M5X110*	200	51501.050.110	M8X110*	50	51501.080.110	M12X90*	50	51501.120.090
M5X120*	200	51501.050.120	M8X120	50	51501.080.120	M12X100*	50	51501.120.100
			M8X130*	50	51501.080.130	M12X110*	50	51501.120.110
M6X12	200	51501.060.012	M8X140	50	51501.080.140	M12X120*	50	51501.120.120
M6X16*	200	51501.060.016	M8X150*	50	51501.080.150	M12X130*	50	51501.120.130
M6X20*	200	51501.060.020	M8X180*	50	51501.080.180	M12X140*	50	51501.120.140
M6X25	200	51501.060.025				M12X150	50	51501.120.150
M6X30*	200	51501.060.030	M10X20*	100	51501.100.020	M12X160*	25	51501.120.160
M6X35*	200	51501.060.035	M10X25*	100	51501.100.025	M12X180*	25	51501.120.180
M6X40*	200	51501.060.040	M10X30*	100	51501.100.030	M12X200*	25	51501.120.200
M6X45*	200	51501.060.045	M10X35	100	51501.100.035	M12X300*	25	51501.120.300
M6X50*	200	51501.060.050	M10X40	100	51501.100.040			
M6X55	100	51501.060.055	M10X45*	100	51501.100.045	M16X40*	50	51501.160.040
M6X60*	100	51501.060.060	M10X50	50	51501.100.050	M16X50*	50	51501.160.050
M6X65	100	51501.060.065	M10X55*	50	51501.100.055	M16X60*	50	51501.160.060
M6X70*	100	51501.060.070	M10X60*	50	51501.100.060	M16X70*	25	51501.160.070
M6X75	100	51501.060.075	M10X65	50	51501.100.065	M16X80*	25	51501.160.080
M6X80*	100	51501.060.080	M10X70*	50	51501.100.070	M16X90*	25	51501.160.090
M6X100*	100	51501.060.100	M10X75*	50	51501.100.075	M16X100*	25	51501.160.100
M6X110	100	51501.060.110	M10X80	50	51501.100.080	M16X110*	10	51501.160.110
M6X120*	100	51501.060.120	M10X100*	50	51501.100.100	M16X120*	10	51501.160.120
M6X130*	100	51501.060.130	M10X110*	50	51501.100.110	M16X130*	10	51501.160.130
M6X140*	100	51501.060.140	M10X120*	50	51501.100.120	M16X140*	10	51501.160.140
M6X150*	100	51501.060.150	M10X130	50	51501.100.130	M16X150*	10	51501.160.150
			M10X140	50	51501.100.140	M16X160*	10	51501.160.160

55501 Carriage bolt fully threaded / Slotbout voldraad / Vis à métaux à tête bombée à collet carré, filetage total R49A

Thread Metric thread
Material Stainless steel A4



d x L	✉	Art.number	d x L	✉	Art.number	d x L	✉	Art.number
M5X16*	200	55501.050.016	M8X50*	100	55501.080.050	M10X160*	25	55501.100.160
M5X20*	200	55501.050.020	M8X55*	100	55501.080.055	M10X200*	25	55501.100.200
M5X25*	200	55501.050.025	M8X60*	100	55501.080.060			
M5X30*	200	55501.050.030	M8X65*	100	55501.080.065	M12X25*	50	55501.120.025
M5X35*	200	55501.050.035	M8X70*	100	55501.080.070	M12X30*	50	55501.120.030
M5X40*	200	55501.050.040	M8X75*	50	55501.080.075	M12X35*	50	55501.120.035
M5X45*	200	55501.050.045	M8X90*	100	55501.080.090	M12X40*	50	55501.120.040
M5X50*	200	55501.050.050	M8X100*	100	55501.080.100	M12X45*	50	55501.120.045
M5X60*	200	55501.050.060	M8X110*	50	55501.080.110	M12X50*	50	55501.120.050
M5X80*	200	55501.050.080	M8X120*	50	55501.080.120	M12X55*	50	55501.120.055
			M8X130*	50	55501.080.130	M12X60*	50	55501.120.060
M6X16*	200	55501.060.016	M8X140*	50	55501.080.140	M12X65*	50	55501.120.065
M6X20*	200	55501.060.020	M8X150*	50	55501.080.150	M12X70*	50	55501.120.070
M6X25*	200	55501.060.025				M12X75*	50	55501.120.075
M6X30*	200	55501.060.030	M10X16*	100	55501.100.016	M12X80*	50	55501.120.080
M6X35*	200	55501.060.035	M10X20*	100	55501.100.020	M12X90*	50	55501.120.090
M6X40*	200	55501.060.040	M10X25	100	55501.100.025	M12X100*	50	55501.120.100
M6X45*	200	55501.060.045	M10X30*	100	55501.100.030	M12X110*	25	55501.120.110
M6X50*	200	55501.060.050	M10X35	100	55501.100.035	M12X120*	25	55501.120.120
M6X55	100	55501.060.055	M10X40*	100	55501.100.040	M12X130*	25	55501.120.130
M6X60*	100	55501.060.060	M10X45	100	55501.100.045	M12X140*	25	55501.120.140
M6X65*	100	55501.060.065	M10X50*	50	55501.100.050	M12X150*	25	55501.120.150
M6X70*	100	55501.060.070	M10X55*	50	55501.100.055			
M6X75*	100	55501.060.075	M10X60*	50	55501.100.060	M16X40*	50	55501.160.040
M6X80*	100	55501.060.080	M10X65*	50	55501.100.065	M16X50*	50	55501.160.050
M6X90*	100	55501.060.090	M10X70*	50	55501.100.070	M16X60*	50	55501.160.060
M6X100*	100	55501.060.100	M10X75*	50	55501.100.075	M16X70*	25	55501.160.070
M6X120*	100	55501.060.120	M10X80*	50	55501.100.080	M16X80*	25	55501.160.080
M6X140*	100	55501.060.140	M10X90*	50	55501.100.090	M16X90*	25	55501.160.090
			M10X100*	50	55501.100.100	M16X100*	25	55501.160.100
M8X16*	100	55501.080.016	M10X110*	50	55501.100.110	M16X110*	10	55501.160.110
M8X20*	100	55501.080.020	M10X120*	50	55501.100.120	M16X120*	10	55501.160.120
M8X25*	100	55501.080.025	M10X130*	50	55501.100.130	M16X130*	10	55501.160.130
M8X30*	100	55501.080.030	M10X140*	50	55501.100.140	M16X140*	10	55501.160.140
M8X35*	100	55501.080.035	M10X150*	50	55501.100.150	M16X150*	10	55501.160.150
M8X45	100	55501.080.045						

1

Flat countersunk nib bolt with hexagon nut

Verzonkenkop nokbout met zeskantmoer / Corps de boulon à tête fraisée à ergot avec écrou hexagonal

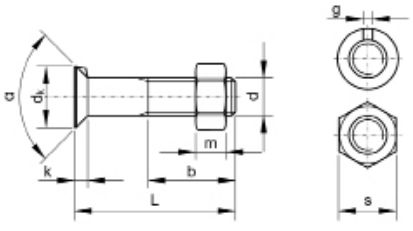

DIN **604/555**



Technical Data

d	b (min.): L≤125mm	b (min.): 125mm<L≤200mm	b (min.): L>200mm	d_k (max.)	g (max.)	k	m	P	s	α (min.)
M6	18	24	-	12.55	2.5	4	5	1.00	10	90°
M8	22	28	41	16.55	3	5	6.5	1.25	13	90°
M10	26	32	45	19.65	3.2	5.5	8	1.50	17	90°
M12	30	36	49	24.65	3.6	7	10	1.75	19	90°
M16	38	44	57	32.8	4.2	9	13	2.00	24	90°
M20	46	52	65	32.8	5.4	11.5	16	2.50	30	60°
M24	54	60	73	38.8	6.6	13	19	3.00	36	60°

- The property class of the corresponding nuts is |4| as a minimum.

08070 **Flat countersunk nib bolt with hexagon nut / Verzonkenkop nokbout met zeskantmoer / Corps de boulon à tête fraisée à ergot avec écrou hexagonal** **E01B**

Thread Metric thread
Material Steel
Class 4.6
Surface treatment Plain

RoHS

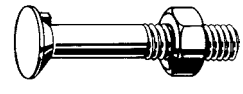

d x L	✉	Art.number	d x L	✉	Art.number	d x L	✉	Art.number
M6X20*	500	08070.060.020				M16X110*	25	08070.160.110
M6X25*	500	08070.060.025	M12X25*	100	08070.120.025	M16X120*	25	08070.160.120
M6X30*	500	08070.060.030	M12X30	100	08070.120.030	M16X130*	25	08070.160.130
M6X35*	200	08070.060.035	M12X35	100	08070.120.035	M16X140	25	08070.160.140
M6X40*	200	08070.060.040	M12X40	100	08070.120.040			
M6X60*	200	08070.060.060	M12X45	100	08070.120.045	M20X40*	25	08070.200.040
			M12X50	100	08070.120.050	M20X45*	25	08070.200.045
M8X20*	200	08070.080.020	M12X55*	100	08070.120.055	M20X50	25	08070.200.050
M8X25*	200	08070.080.025	M12X60	50	08070.120.060	M20X55*	25	08070.200.055
M8X30*	200	08070.080.030	M12X65*	50	08070.120.065	M20X60	25	08070.200.060
M8X35*	200	08070.080.035	M12X70	50	08070.120.070	M20X65*	25	08070.200.065
M8X40*	200	08070.080.040	M12X80	50	08070.120.080	M20X70	25	08070.200.070
M8X45*	200	08070.080.045	M12X90	50	08070.120.090	M20X75*	25	08070.200.075
M8X50*	200	08070.080.050	M12X100*	50	08070.120.100	M20X80	25	08070.200.080
M8X55*	200	08070.080.055	M12X110	50	08070.120.110	M20X90	25	08070.200.090
M8X60*	200	08070.080.060	M12X120*	50	08070.120.120	M20X100	25	08070.200.100
M8X70*	200	08070.080.070				M20X110*	25	08070.200.110
			M16X30*	50	08070.160.030	M20X120	25	08070.200.120
M10X25	100	08070.100.025	M16X35	25	08070.160.035	M20X130	25	08070.200.130
M10X30	100	08070.100.030	M16X40	25	08070.160.040	M20X140*	25	08070.200.140
M10X35	100	08070.100.035	M16X45	25	08070.160.045			
M10X40	100	08070.100.040	M16X50	25	08070.160.050	M24X60	25	08070.240.060
M10X45*	100	08070.100.045	M16X55	25	08070.160.055	M24X65*	25	08070.240.065
M10X50	100	08070.100.050	M16X60	25	08070.160.060	M24X70*	25	08070.240.070
M10X55	100	08070.100.055	M16X65*	25	08070.160.065	M24X75*	25	08070.240.075
M10X60	100	08070.100.060	M16X70	25	08070.160.070	M24X80*	25	08070.240.080
M10X70*	100	08070.100.070	M16X75*	25	08070.160.075	M24X90	25	08070.240.090
M10X80*	100	08070.100.080	M16X80	25	08070.160.080	M24X100*	10	08070.240.100
M10X90	50	08070.100.090	M16X90	25	08070.160.090	M24X110*	25	08070.240.110
M10X100*	100	08070.100.100	M16X100	25	08070.160.100	M24X130*	10	08070.240.130

Flat countersunk square neck bolt with long square with hexagon nut

Verzonken slotbout met hoog vierkant met zeskantmoer / Corps de boulon à tête fraisée et collet carré avec écrou hexagonal

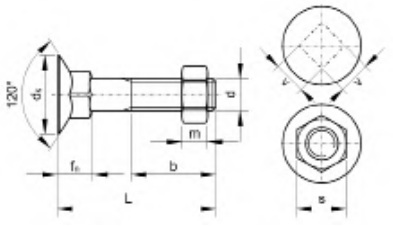

DIN 605/555

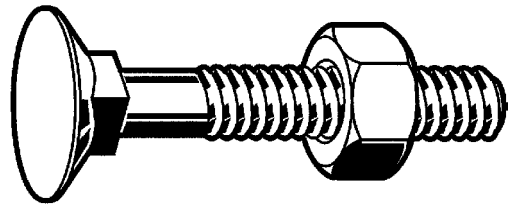

Technical Data

d	b (min.)	d_k (max.)	f_n (max.)	m	P	s	v (max.)
M6	18	16.55	7.45	5	1.00	10	6.48
M8	22	20.65	9.45	6.5	1.25	13	8.58
M10	26	24.65	11.55	8	1.50	17	10.58

- The property class of the corresponding nuts is |4| as a minimum.

Article groups

Thread	Material	Class	Surface treatment	Code	Page
M	St.	4.6	Plain	08006	1-111
M	St.	4.6	ZPL	08206	1-111

08006 Flat countersunk square neck bolt with long square with hexagon nut / Verzonken slotbout met hoog vierkant met zeskantmoer / Corps de boulon à tête fraisée et collet carré avec écrou hexagonal — E03A

Thread Metric thread
Material Steel
Class 4.6
Surface treatment Plain

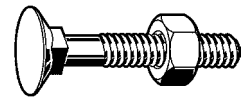

d x L	✉	Art.number	d x L	✉	Art.number	d x L	✉	Art.number
M6X30*	500	08006.060.030	M8X30*	200	08006.080.030	M8X70*	200	08006.080.070
M6X35*	200	08006.060.035	M8X35*	200	08006.080.035			
M6X40*	200	08006.060.040	M8X40*	200	08006.080.040	M10X30*	200	08006.100.030
M6X45*	200	08006.060.045	M8X45*	200	08006.080.045	M10X35*	100	08006.100.035
M6X50*	200	08006.060.050	M8X50*	200	08006.080.050	M10X40*	100	08006.100.040
M6X55*	200	08006.060.055	M8X55*	200	08006.080.055	M10X50*	100	08006.100.050
M6X60*	200	08006.060.060	M8X60*	200	08006.080.060	M10X60*	100	08006.100.060
			M8X65*	200	08006.080.065	M10X70*	100	08006.100.070

08206 Flat countersunk square neck bolt with long square with hexagon nut / Verzonken slotbout met hoog vierkant met zeskantmoer / Corps de boulon à tête fraisée et collet carré avec écrou hexagonal — E03B

Thread Metric thread
Material Steel
Class 4.6
Surface treatment Zinc plated

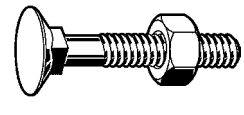

d x L	✉	Art.number	d x L	✉	Art.number	d x L	✉	Art.number
M6X30	200	08206.060.030	M8X30	200	08206.080.030			
M6X35	200	08206.060.035	M8X35	200	08206.080.035	M10X40	100	08206.100.040
M6X40	200	08206.060.040	M8X40	200	08206.080.040	M10X50	100	08206.100.050
M6X50	200	08206.060.050	M8X50	200	08206.080.050	M10X60	100	08206.100.060
			M8X60	200	08206.080.060			

Cup head nib bolt with hexagon nut

Slotbout verzonkenkop met moer / Boulon à tête ronde avec ergot

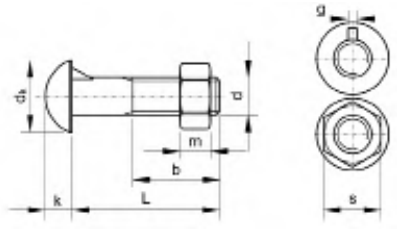

DIN **607/555**

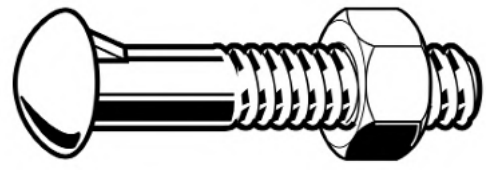

Technical Data

d	b (min.): L≤125mm	d_k (max.)	g (max.)	k (max.)	m (js15)	P	s
M8	22	16.55	3	6.38	6.5	1.25	13
M10	26	19.65	3.2	7.45	8	1.50	17
M12	30	24.65	3.6	9.65	10	1.75	19
M16	38	30.65	4.2	11.75	13	2.00	24

- The property class of the corresponding nuts is |4| as a minimum.

08007 **Cup head nib bolt with hexagon nut / Slotbout verzonkenkop met moer / Boulon à tête ronde avec ergot** **E01A**

Thread Metric thread
Material Steel
Class 4.6
Surface treatment Plain



d x L	✉	Art.number	d x L	✉	Art.number	d x L	✉	Art.number
M8X20*	200	08007.080.020	M10X25*	200	08007.100.025	M12X40*	100	08007.120.040
M8X25*	200	08007.080.025	M10X30*	200	08007.100.030			
M8X35*	200	08007.080.035	M10X40*	100	08007.100.040	M16X35*	50	08007.160.035
M8X40*	200	08007.080.040				M16X45*	50	08007.160.045
			M12X30*	100	08007.120.030	M16X50*	50	08007.160.050
M10X20*	200	08007.100.020	M12X35*	100	08007.120.035	M16X60*	50	08007.160.060

Flat countersunk square neck bolt with short square

Verzonken slotbout met laag vierkant / Corps de boulon à tête fraisée à collet carré court

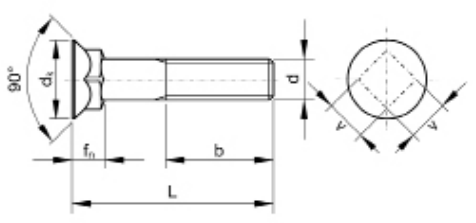

DIN ≈608



Technical Data

d	b (min.)	d_k (max.)	f_n (max.)	P	v (max.)
M8	22	16	7	1.25	8.58
M10	26	19.65	8.45	1.50	10.58
M12	30	24.65	11.05	1.75	12.7
M16	38	32	13.5	2.00	16.7

01036 **Flat countersunk square neck bolt with short square / Verzonken slotbout met laag vierkant / Corps de boulon à tête fraisée à collet carré court** **A90A**

Thread Metric thread
Material Steel
Class 8.8
Surface treatment Plain



d x L	✉	Art.number	d x L	✉	Art.number	d x L	✉	Art.number
M8X30*	200	01036.080.030				M12X65*	50	01036.120.065
M8X35*	200	01036.080.035	M12X25*	100	01036.120.025	M12X70*	50	01036.120.070
			M12X30	50	01036.120.030			
M10X25	100	01036.100.025	M12X35	50	01036.120.035	M16X40*	50	01036.160.040
M10X30	100	01036.100.030	M12X40	50	01036.120.040	M16X50*	50	01036.160.050
M10X35	100	01036.100.035	M12X45*	100	01036.120.045	M16X55*	50	01036.160.055
M10X40	100	01036.100.040	M12X50	50	01036.120.050	M16X60*	50	01036.160.060
M10X45*	100	01036.100.045	M12X55*	100	01036.120.055	M16X70*	25	01036.160.070
M10X50	50	01036.100.050	M12X60	100	01036.120.060	M16X80*	25	01036.160.080
M10X60	50	01036.100.060						

1

Flat countersunk wing neck bolt with hexagon nut

Verzonken vleugelslotbout met zeskantmoer / Corps de boulon à tête fraisée à collet à oreilles avec écrou hexagonal

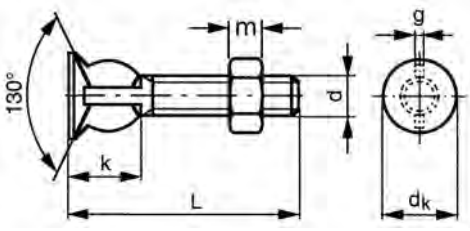

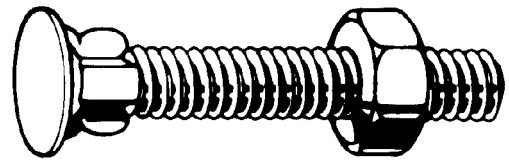

Technical Data

d	d_k	g	k	m	P	s
M6	11.5	1	8	5	1.00	10
M8	15	1.2	11.5	6.5	1.25	13

- The property class of the corresponding nuts is |4| as a minimum.

08260 **Flat countersunk wing neck bolt with hexagon nut / Verzonken vleugelslotbout met zeskantmoer / Corps de boulon à tête fraisée à collet à oreilles avec écrou hexagonal** **E90A**

Thread Metric thread
Material Steel
Class 4.6
Surface treatment Zinc plated

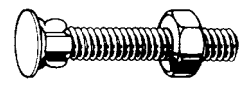

d x L	✉	Art.number	d x L	✉	Art.number	d x L	✉	Art.number
M6X20	200	08260.060.020	M6X35	200	08260.060.035			
M6X25	200	08260.060.025	M6X40	200	08260.060.040	M8X40	100	08260.080.040
M6X30	200	08260.060.030	M6X50	200	08260.060.050	M8X50	100	08260.080.050

Seating screw with nut and cupped washer

Riembout met moer en schotelring / Vis, écrou et rondelle pour godets d'élévateur

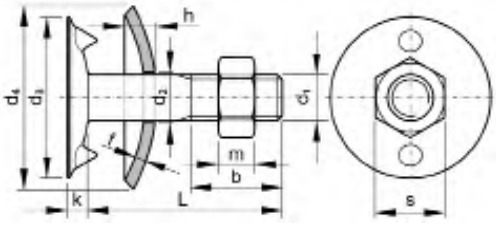

DIN 15237

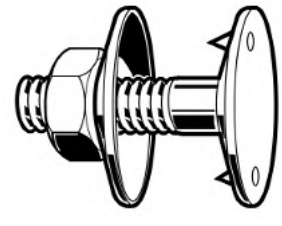

Technical Data

d_1	b	d_2	d_3	d_4	f	h ≈	k	m	P	s
M6	12	7	20	25	1.5	4.5	2.5	5	1.00	10
M8	18	9.5	28	32	1.5	5.5	3.5	6.5	1.25	13
M10	20	11.5	35	40	2	7	4.5	8	1.50	17
M12	28	14	42	50	2	8	5.2	10	1.75	19

- The property class of the corresponding nuts is |4| as a minimum.

01080 **Seating screw with nut and cupped washer / Riembout met moer en schotelring / Vis, écrou et rondelle pour godets d'élévateur** **E01A**

Thread Metric thread
Material Steel
Class 4.6
Surface treatment Plain



d_1 x L	✉	Art.number	d_1 x L	✉	Art.number	d_1 x L	✉	Art.number
M6X20*	200	01080.060.020	M8X40*	100	01080.080.040	M10X45*	100	01080.100.045
			M8X50	100	01080.080.050	M10X50*	100	01080.100.050
M8X20*	100	01080.080.020						
M8X25*	100	01080.080.025	M10X30*	100	01080.100.030	M12X35*	100	01080.120.035
M8X30*	100	01080.080.030	M10X35*	100	01080.100.035	M12X50*	100	01080.120.050
M8X35*	100	01080.080.035	M10X40*	100	01080.100.040	M12X60*	100	01080.120.060

Seating screw

Riembout / Boulon pour godets d'élévateur

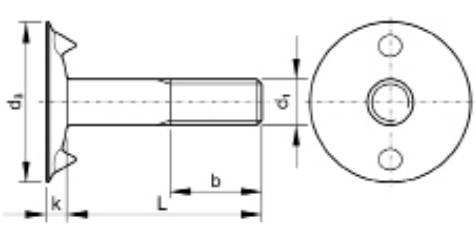

DIN 15237



Technical Data

d_1	b	d_3	k	P
M8	18	28	3.5	1.25
M10	20	35	4.5	1.50

Article groups

Thread	Material	Code	Page
M	St.st. A2	51505	1-115
M	St.st. A4	55505	1-115

51505 Seating screw / Riembout / Boulon pour godets d'élévateur R03A

Thread Metric thread
Material Stainless steel A2



d_1 x L	✉	Art.number	d_1 x L	✉	Art.number	d_1 x L	✉	Art.number
M8X25	10	51505.080.025				M10X40	5	51505.100.040
M8X30	10	51505.080.030	M10X30	5	51505.100.030	M10X50	5	51505.100.050
M8X35	10	51505.080.035						

55505 Seating screw / Riembout / Boulon pour godets d'élévateur R43A

Thread Metric thread
Material Stainless steel A4



d_1 x L	✉	Art.number
M8X25	10	55505.080.025

Cupped washer for seating screw

Schotelring voor riembouten / Rondelle pour bandes transporteuses

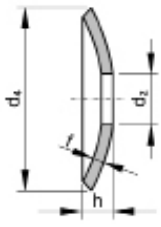

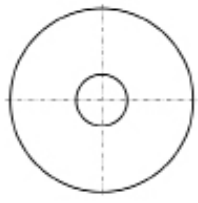

DIN 15237



Technical Data

For nom. size	d_2	d_4	f	h ≈
M8	9.5	32	1.5	5.5
M10	11.5	40	2	7

Article groups

Material	Code	Page
St.st. A2	51506	1-116
St.st. A4	55506	1-116

51506 Cupped washer for seating screw / Schotelring voor riembouten / Rondelle pour bandes transporteuses **R09A**

Material Stainless steel A2



For nom. size	✉	Art.number	For nom. size	✉	Art.number
M8	10	51506.080.001	M10	5	51506.100.001

55506 Cupped washer for seating screw / Schotelring voor riembouten / Rondelle pour bandes transporteuses **R49A**

Material Stainless steel A4



For nom. size	✉	Art.number
M8	10	55506.080.001

Small hexagon head set screw with full dog point

Zeskantbout met kleine kop en lange tap / Vis à tête hexagonale réduite et bout téton

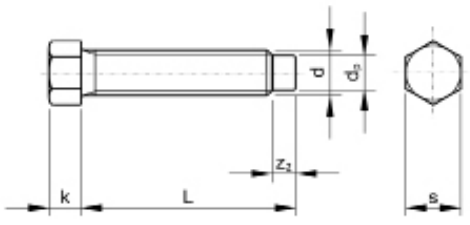

DIN **561**
NF E25-133



Technical Data

d	d_p (max.)	k	P	s	z_2 (min.)
M6	4	5	1.00	8	3
M8	5.5	6	1.25	10	4
M10	7	7	1.50	13	5
M12	8.5	9	1.75	17/16*	6
M16	12	11	2.00	19/18*	8
M20	15	14	2.50	24	10
M24	18	17	3.00	30	12
M30	23	21	3.50	36	15

* = WAF 16 and 18 on request

Article groups

Thread	Driving features	Material	Class	Surface treatment	Code	Page
M	Hexagon	St.	22H	Plain	01098	1-117
M	Hexagon	St.	22H	ZPL	01095	1-118

01098 **Small hexagon head set screw with full dog point / Zeskantbout met kleine kop en lange tap / Vis à tête hexagonale réduite et bout téton** **A90A**

Thread Metric thread
Material Steel
Class 22H
Surface treatment Plain

RoHS



d x L	✉	Art.number	d x L	✉	Art.number	d x L	✉	Art.number
M6X12	200	01098.060.012	M10X80*	50	01098.100.080			
M6X16	200	01098.060.016	M10X100*	50	01098.100.100	M20X50*	10	01098.200.050
M6X20	200	01098.060.020				M20X60	10	01098.200.060
M6X25*	100	01098.060.025	M12X25	100	01098.120.025	M20X70*	10	01098.200.070
M6X30	100	01098.060.030	M12X30	100	01098.120.030	M20X80*	10	01098.200.080
			M12X35	100	01098.120.035	M20X90*	10	01098.200.090
M8X16	200	01098.080.016	M12X40*	25	01098.120.040	M20X100	10	01098.200.100
M8X18*	100	01098.080.018	M12X45*	25	01098.120.045	M20X120*	10	01098.200.120
M8X20	200	01098.080.020	M12X50	100	01098.120.050	M20X140*	10	01098.200.140
M8X25	200	01098.080.025	M12X60	100	01098.120.060			
M8X30	200	01098.080.030	M12X70*	25	01098.120.070	M24X50*	10	01098.240.050
M8X35	200	01098.080.035	M12X80*	25	01098.120.080	M24X60*	10	01098.240.060
M8X40	200	01098.080.040	M12X90*	25	01098.120.090	M24X70*	10	01098.240.070
M8X50	100	01098.080.050	M12X100*	25	01098.120.100	M24X80*	10	01098.240.080
M8X60*	50	01098.080.060	M12X120*	25	01098.120.120	M24X90*	10	01098.240.090
M8X70*	50	01098.080.070				M24X100	10	01098.240.100
M8X80*	50	01098.080.080	M16X30*	25	01098.160.030	M24X120*	10	01098.240.120
			M16X35*	25	01098.160.035	M24X140*	10	01098.240.140
M10X20	200	01098.100.020	M16X40*	25	01098.160.040			
M10X25	200	01098.100.025	M16X45*	25	01098.160.045	M30X60*	10	01098.300.060
M10X30*	50	01098.100.030	M16X50	50	01098.160.050	M30X70*	10	01098.300.070
M10X35	100	01098.100.035	M16X60	50	01098.160.060	M30X80*	10	01098.300.080
M10X40	100	01098.100.040	M16X70	25	01098.160.070	M30X90*	10	01098.300.090
M10X45*	50	01098.100.045	M16X80	25	01098.160.080	M30X100*	5	01098.300.100
M10X50	100	01098.100.050	M16X90*	10	01098.160.090	M30X120*	5	01098.300.120
M10X60	100	01098.100.060	M16X100*	10	01098.160.100	M30X140*	5	01098.300.140
M10X70*	50	01098.100.070	M16X120*	10	01098.160.120	M30X160*	5	01098.300.160

01095	Small hexagon head set screw with full dog point / Zeskantbout met kleine kop en lange tap / Vis à tête hexagonale réduite et bout téton	A90A

Thread Metric thread
Material Steel
Class 22H
Surface treatment Zinc plated



d x L	✉	Art.number	d x L	✉	Art.number	d x L	✉	Art.number
M6X12*	100	01095.060.012	M10X90*	50	01095.100.090			
M6X16*	100	01095.060.016	M10X100*	50	01095.100.100	M20X50*	10	01095.200.050
M6X20*	100	01095.060.020				M20X60*	10	01095.200.060
M6X30*	100	01095.060.030	M12X25*	50	01095.120.025	M20X70*	10	01095.200.070
			M12X30*	50	01095.120.030	M20X80*	10	01095.200.080
M8X16*	100	01095.080.016	M12X35	25	01095.120.035	M20X90*	10	01095.200.090
M8X18*	100	01095.080.018	M12X40*	25	01095.120.040	M20X100*	10	01095.200.100
M8X20*	100	01095.080.020	M12X45*	25	01095.120.045	M20X120*	10	01095.200.120
M8X25*	100	01095.080.025	M12X50*	25	01095.120.050	M20X140*	10	01095.200.140
M8X30*	100	01095.080.030	M12X60*	25	01095.120.060			
M8X35*	100	01095.080.035	M12X70*	25	01095.120.070	M24X50*	10	01095.240.050
M8X40*	100	01095.080.040	M12X80*	25	01095.120.080	M24X60*	10	01095.240.060
M8X50*	50	01095.080.050	M12X90*	25	01095.120.090	M24X70*	10	01095.240.070
M8X60*	50	01095.080.060	M12X100*	25	01095.120.100	M24X80*	10	01095.240.080
M8X70*	50	01095.080.070	M12X120*	25	01095.120.120	M24X90*	10	01095.240.090
M8X80*	50	01095.080.080				M24X100*	10	01095.240.100
			M16X30*	25	01095.160.030	M24X120*	10	01095.240.120
M10X20*	100	01095.100.020	M16X35*	25	01095.160.035	M24X140	10	01095.240.140
M10X25*	100	01095.100.025	M16X40*	25	01095.160.040			
M10X30*	50	01095.100.030	M16X45*	25	01095.160.045	M30X60*	10	01095.300.060
M10X35*	50	01095.100.035	M16X50*	25	01095.160.050	M30X70*	10	01095.300.070
M10X40*	50	01095.100.040	M16X60*	10	01095.160.060	M30X80*	10	01095.300.080
M10X45*	50	01095.100.045	M16X70*	10	01095.160.070	M30X90*	10	01095.300.090
M10X50*	50	01095.100.050	M16X80*	10	01095.160.080	M30X100*	5	01095.300.100
M10X60*	50	01095.100.060	M16X90*	10	01095.160.090	M30X140*	5	01095.300.140
M10X70*	50	01095.100.070	M16X100*	10	01095.160.100	M30X160*	5	01095.300.160
M10X80*	50	01095.100.080	M16X120*	10	01095.160.120			

Small hexagon head set screw with undercut and full dog point

Zeskantbout met kleine kop, lange tap en ondersnijding / Vis à tête hexagonale réduite avec gorge et bout téton

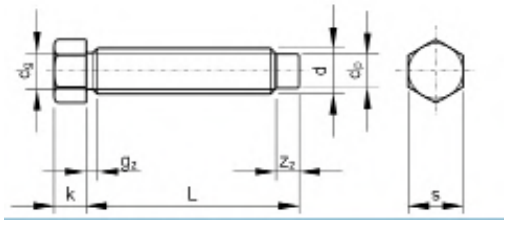

DIN **561 Ri**



Technical Data

d	d_g	d_p (max.)	g_2	k	P	s	z_2 (min.)
M6	4.4	4	3.5	5	1.00	8	3
M8	6	5.5	4.4	6	1.25	10	4
M10	7.7	7	5.2	7	1.50	13	5
M12	9.4	8.5	6.1	9	1.75	17/16*	6
M16	13	12	7	11	2.00	19/18*	8
M20	16.4	15	8.7	14	2.50	24	10
M24	19.6	18	10.5	17	3.00	30	12
M30	25	23	12	21	3.50	36	15

* = WAF 16 and 18 on request

Article groups

Thread	Driving features	Material	Class	Surface treatment	Code	Page
M	Hexagon	St.	22H	Plain	01090	1-119
M	Hexagon	St.	22H	ZPL	01091	1-119

01090 Small hexagon head set screw with undercut and full dog point / Zeskantbout met kleine kop, lange tap en ondersnijding / Vis à tête hexagonale réduite avec gorge et bout téton — A01A

Thread Metric thread
Material Steel
Class 22H
Surface treatment Plain



d x L	✉	Art.number	d x L	✉	Art.number	d x L	✉	Art.number
M6X12*	100	01090.060.012	M12X35*	25	01090.120.035	M20X60*	10	01090.200.060
M6X16*	100	01090.060.016	M12X40*	25	01090.120.040	M20X70*	10	01090.200.070
M6X20*	100	01090.060.020	M12X45*	25	01090.120.045	M20X80*	10	01090.200.080
M6X25*	100	01090.060.025	M12X50*	25	01090.120.050	M20X90*	10	01090.200.090
M6X30*	100	01090.060.030	M12X60*	25	01090.120.060	M20X100*	10	01090.200.100
			M12X70*	25	01090.120.070	M20X120*	10	01090.200.120
M8X16*	100	01090.080.016	M12X80*	25	01090.120.080	M20X140*	10	01090.200.140
M8X20*	100	01090.080.020	M12X100*	25	01090.120.100			
M8X25*	100	01090.080.025	M12X120	25	01090.120.120	M24X50*	10	01090.240.050
M8X30*	100	01090.080.030				M24X60*	10	01090.240.060
M8X35*	100	01090.080.035	M16X30*	25	01090.160.030	M24X70*	10	01090.240.070
M8X40*	100	01090.080.040	M16X35*	25	01090.160.035	M24X80*	10	01090.240.080
M8X45*	50	01090.080.045	M16X40*	25	01090.160.040	M24X90*	10	01090.240.090
M8X50*	50	01090.080.050	M16X45*	25	01090.160.045	M24X100*	10	01090.240.100
			M16X50*	25	01090.160.050	M24X120*	10	01090.240.120
M10X20*	100	01090.100.020	M16X60*	10	01090.160.060	M24X140*	10	01090.240.140
M10X25*	100	01090.100.025	M16X70*	10	01090.160.070			
M10X30*	50	01090.100.030	M16X80*	10	01090.160.080	M30X60*	10	01090.300.060
M10X35*	50	01090.100.035	M16X90*	10	01090.160.090	M30X70*	10	01090.300.070
M10X40*	50	01090.100.040	M16X100*	10	01090.160.100	M30X80*	10	01090.300.080
M10X50*	50	01090.100.050	M16X120*	10	01090.160.120	M30X90*	10	01090.300.090
M10X60*	50	01090.100.060				M30X100*	5	01090.300.100
			M20X40*	10	01090.200.040	M30X140*	5	01090.300.140
M12X25*	50	01090.120.025	M20X50*	10	01090.200.050	M30X160*	5	01090.300.160
M12X30*	50	01090.120.030						

01091 Small hexagon head set screw with undercut and full dog point / Zeskantbout met kleine kop, lange tap en ondersnijding / Vis à tête hexagonale réduite avec gorge et bout téton — A90A

Thread Metric thread
Material Steel
Class 22H
Surface treatment Zinc plated



d x L	✉	Art.number	d x L	✉	Art.number	d x L	✉	Art.number
M6X12*	100	01091.060.012	M12X35*	25	01091.120.035	M20X60	10	01091.200.060
M6X16*	100	01091.060.016	M12X40*	25	01091.120.040	M20X70*	10	01091.200.070
M6X20*	100	01091.060.020	M12X45*	25	01091.120.045	M20X80*	10	01091.200.080
M6X25*	100	01091.060.025	M12X50*	25	01091.120.050	M20X90*	10	01091.200.090
M6X30*	100	01091.060.030	M12X60*	25	01091.120.060	M20X100*	10	01091.200.100
			M12X70*	25	01091.120.070	M20X120*	10	01091.200.120
M8X16*	100	01091.080.016	M12X80*	25	01091.120.080	M20X140*	10	01091.200.140
M8X20*	100	01091.080.020	M12X90*	25	01091.120.090			
M8X25*	100	01091.080.025	M12X100*	25	01091.120.100	M24X50*	10	01091.240.050
M8X30*	100	01091.080.030	M12X120*	25	01091.120.120	M24X60*	10	01091.240.060
M8X35*	100	01091.080.035				M24X70	10	01091.240.070
M8X40*	100	01091.080.040	M16X30*	25	01091.160.030	M24X80*	10	01091.240.080
M8X45*	50	01091.080.045	M16X35*	25	01091.160.035	M24X90*	10	01091.240.090
M8X50*	50	01091.080.050	M16X40*	25	01091.160.040	M24X100*	10	01091.240.100
			M16X45*	25	01091.160.045	M24X120*	10	01091.240.120
M10X20*	100	01091.100.020	M16X50*	25	01091.160.050	M24X140*	10	01091.240.140
M10X25*	100	01091.100.025	M16X60*	10	01091.160.060			
M10X30*	50	01091.100.030	M16X70*	10	01091.160.070	M30X60*	10	01091.300.060
M10X35*	50	01091.100.035	M16X80*	10	01091.160.080	M30X70*	10	01091.300.070
M10X40*	50	01091.100.040	M16X90*	10	01091.160.090	M30X80*	10	01091.300.080
M10X50*	50	01091.100.050	M16X100*	10	01091.160.100	M30X90*	10	01091.300.090
M10X60*	50	01091.100.060	M16X120*	10	01091.160.120	M30X100*	5	01091.300.100
						M30X120*	5	01091.300.120
M12X25*	50	01091.120.025	M20X40*	10	01091.200.040	M30X140*	5	01091.300.140
M12X30*	50	01091.120.030	M20X50*	10	01091.200.050	M30X160*	5	01091.300.160

1

Small hexagon head set screw with undercut and small dog point with flat cone

Zeskantbout met kleine kop, korte conische tap en ondersnijding / Vis à tête hexagonale réduite avec gorge et bout téton court tronconique

DIN 564 Ri

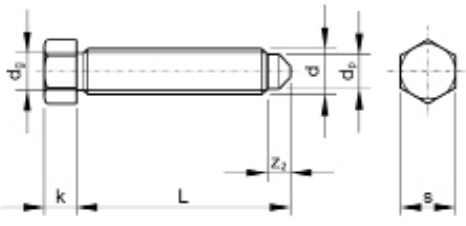



Technical Data

d	d_g	d_p	k	P	s	z_2
M6	4.4	4	5	1.00	8	3
M8	6	5.5	6	1.25	10	4
M10	7.7	7	7	1.50	13	5
M12	9.4	8.5	9	1.75	17/16*	6
M16	13	12	11	2.00	19/18*	8
M20	16.4	15	14	2.50	24	10

* = WAF 16 and 18 on request

01096 **Small hexagon head set screw with undercut and small dog point with flat cone / Zeskantbout met kleine kop, korte conische tap en ondersnijding / Vis à tête hexagonale réduite avec gorge et bout téton court tronconique** **A90A**

Thread Metric thread
Material Steel
Class 22H
Surface treatment Plain

RoHS



d x L	✉	Art.number	d x L	✉	Art.number	d x L	✉	Art.number
M6X12*	100	01096.060.012	M10X30*	50	01096.100.030	M12X80*	25	01096.120.080
			M10X35*	50	01096.100.035			
M8X20*	100	01096.080.020	M10X50*	50	01096.100.050	M16X50*	25	01096.160.050
M8X25*	100	01096.080.025				M16X60*	10	01096.160.060
M8X30*	100	01096.080.030	M12X25*	50	01096.120.025	M16X80*	10	01096.160.080
M8X40*	100	01096.080.040	M12X50*	25	01096.120.050			
			M12X60*	25	01096.120.060	M20X100*	10	01096.200.100
M10X20*	100	01096.100.020						

Small hexagon head set screw with short dog point with flat cone

Zeskantbout met kleine kop, korte conische tap / Vis à tête hexagonale réduite et bout téton court tronconique

DIN 564

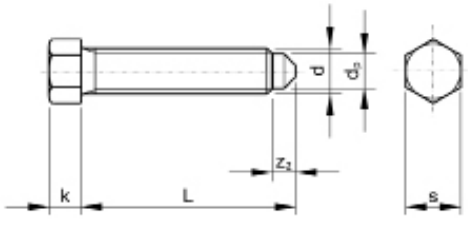



Technical Data

d	d_p	k	P	s	z_2
M6	4	5	1.00	8	3
M8	5.5	6	1.25	10	4
M10	7	7	1.50	13	5
M12	8.5	9	1.75	17/16*	6
M16	12	11	2.00	19/18*	8
M20	15	14	2.50	24	10
M24	18	17	3.00	30	12

* = WAF 16 and 18 on request

01097 **Small hexagon head set screw with short dog point with flat cone / Zeskantbout met kleine kop, korte conische tap / Vis à tête hexagonale réduite et bout téton court tronconique** **A90A**

Thread Metric thread
Material Steel
Class 22H
Surface treatment Plain

RoHS



d x L	✉	Art.number	d x L	✉	Art.number	d x L	✉	Art.number
M6X12*	100	01097.060.012	M10X35*	50	01097.100.035	M16X50*	25	01097.160.050
M6X16*	100	01097.060.016	M10X50*	50	01097.100.050	M16X60*	10	01097.160.060
M6X20*	100	01097.060.020	M10X60*	50	01097.100.060	M16X70*	10	01097.160.070
M6X25*	100	01097.060.025				M16X80*	10	01097.160.080
M6X30*	100	01097.060.030	M12X25*	50	01097.120.025	M16X90*	10	01097.160.090
			M12X30*	50	01097.120.030	M16X100*	10	01097.160.100
M8X16*	100	01097.080.016	M12X35*	25	01097.120.035			
M8X20	100	01097.080.020	M12X40*	25	01097.120.040	M20X60*	10	01097.200.060
M8X25*	100	01097.080.025	M12X45*	25	01097.120.045	M20X70*	10	01097.200.070
M8X30*	100	01097.080.030	M12X50*	25	01097.120.050	M20X80*	10	01097.200.080
M8X35*	100	01097.080.035	M12X60*	25	01097.120.060	M20X90*	10	01097.200.090
			M12X70*	25	01097.120.070	M20X10*	10	01097.200.100
M10X20*	100	01097.100.020	M12X80*	25	01097.120.080			
M10X25*	100	01097.100.025				M24X60*	10	01097.240.060
M10X30*	50	01097.100.030	M16X40*	25	01097.160.040	M24X100*	10	01097.240.100

1

Square head bolt with collar

Vierkant kraagbout / Vis à tête carrée à embase cylindrique

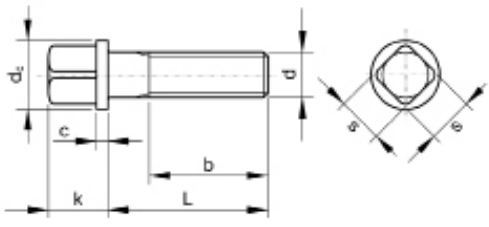

DIN **478**



Technical Data

d	b	c	d_c	k	P	s
M8	22	2	13.5	10	1.25	8
M10	26	3	16.5	13	1.50	10
M12	30	3	19.5	15	1.75	13

04148 **Square head bolt with collar / Vierkant kraagbout / Vis à tête carrée à embase cylindrique** **C01A**

Thread Metric thread
Material Steel
Class 10.9
Surface treatment Plain



d x L	✉	Art.number	d x L	✉	Art.number	d x L	✉	Art.number
M8X30*	50	04148.080.030	M10X40*	50	04148.100.040	M12X40*	25	04148.120.040
M10X30*	50	04148.100.030	M10X50*	50	04148.100.050			

- Warning: electroplating of these products may cause hydrogen embrittlement.

Square head bolt with short dog point

Vierkantbout met korte tap / Vis à tête carrée à téton court

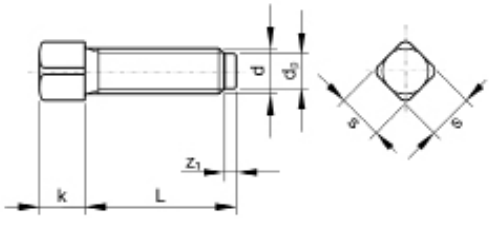

DIN **479**
NF E25-134



Technical Data

d	d_p	k	P	s	z_1
M6	4	6	1.00	6	1.5
M8	5.5	8	1.25	8	2
M10	7	10	1.50	10	2.5
M12	8.5	12	1.75	13	3

d	d_p	k	P	s	z_1
M16	12	16	2.00	17/16*	4
M20	15	20	2.50	22/21*	5
M24	18	22	3.00	24	6

* = WAF 16 and 21 on request

01030 **Square head bolt with short dog point / Vierkantbout met korte tap / Vis à tête carrée à téton court** **A90A**

Thread Metric thread
Material Steel
Class 8.8
Surface treatment Plain



d x L	✉	Art.number	d x L	✉	Art.number	d x L	✉	Art.number
M6X16	200	01030.060.016	M8X20	200	01030.080.020	M10X16	200	01030.100.016
M6X20	200	01030.060.020	M8X25	200	01030.080.025	M10X20	200	01030.100.020
M6X25	200	01030.060.025	M8X30	200	01030.080.030	M10X25	200	01030.100.025
M6X30	200	01030.060.030	M8X35	200	01030.080.035	M10X30	200	01030.100.030
M6X35	200	01030.060.035	M8X40*	100	01030.080.040	M10X35	200	01030.100.035
M6X50	200	01030.060.050	M8X50	200	01030.080.050	M10X40	100	01030.100.040
			M8X60	100	01030.080.060	M10X50	100	01030.100.050
M8X16	200	01030.080.016				M10X60	100	01030.100.060

01030	Square head bolt with short dog point / Vierkantbout met korte tap / Vis à tête carrée à téton court	←

d x L	✉	Art.number	d x L	✉	Art.number	d x L	✉	Art.number
M10X70	100	01030.100.070	M12X100	50	01030.120.100	M20X70	25	01030.200.070
M10X80	50	01030.100.080				M20X80	25	01030.200.080
M10X100	50	01030.100.100	M16X40	50	01030.160.040	M20X90	25	01030.200.090
			M16X45	50	01030.160.045	M20X100	25	01030.200.100
M12X20	200	01030.120.020	M16X50	50	01030.160.050	M20X120	25	01030.200.120
M12X25	100	01030.120.025	M16X60	50	01030.160.060			
M12X30	100	01030.120.030	M16X70	50	01030.160.070	M24X70	25	01030.240.070
M12X35	100	01030.120.035	M16X80	25	01030.160.080	M24X80	25	01030.240.080
M12X40	100	01030.120.040	M16X90	25	01030.160.090	M24X90	10	01030.240.090
M12X50	50	01030.120.050	M16X100	25	01030.160.100	M24X100	10	01030.240.100
M12X60	50	01030.120.060	M16X120	25	01030.160.120	M24X120	10	01030.240.120
M12X70	50	01030.120.070				M24X140	50	01030.240.140
M12X80	50	01030.120.080	M20X50	25	01030.200.050			
M12X90	50	01030.120.090	M20X60	25	01030.200.060			

Square head bolt with collar and short rounded dog point

Vierkant kraagbout met bolle tap / Vis à tête carrée à embase plate cylindrique à téton court bombée

DIN 480

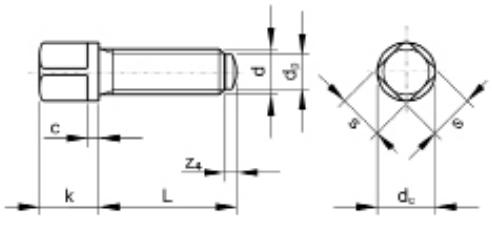



Technical Data

d	c (max.)	d_c (max.)	d_p	k	P	s	z_4
M10	3.12	10	7	13	1.5	10	1
M16	4.15	22	12	20	2	17/16*	1.75
M20	5.15	28	15	25	2.5	22/21*	2

* = WAF 16 and 21 on request

04149	Square head bolt with collar and short rounded dog point / Vierkant kraagbout met bolle tap / Vis à tête carrée à embase plate cylindrique à téton court bombée	C01A

Thread Metric thread
Material Steel
Class 10.9
Surface treatment Plain



d x L	✉	Art.number	d x L	✉	Art.number	d x L	✉	Art.number
M10X50*	50	04149.100.050	M16X50*	10	04149.160.050	M16X80*	10	04149.160.080
M10X60*	50	04149.100.060	M16X60*	10	04149.160.060			
			M16X70*	10	04149.160.070	M20X60*	10	04149.200.060

- Warning: electroplating of these products may cause hydrogen embrittlement.

Triangle head bolt

Driekant bout / Vis à tête triangulaire

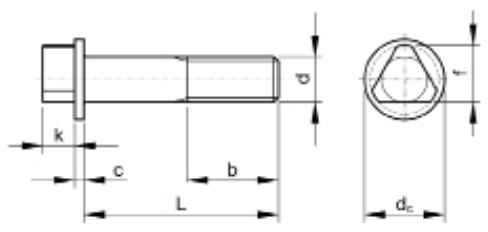

DIN **22424 A**



Technical Data

d	b (max.)	c (max.)	d_c	f (max.)	k (max.)
M8	22.2	2.4	15.2	11.75	6.1
M10	25.2	2.9	18.2	14.5	7.7

01085 **Triangle head bolt / Driekant bout / Vis à tête triangulaire** **A90A**

Thread	Metric thread
Material	Steel
Class	8.8
Surface treatment	Plain



d x L	✉	Art.number	d x L	✉	Art.number	d x L	✉	Art.number
M8X25*	100	01085.080.025				M10X30*	100	01085.100.030
M8X30*	100	01085.080.030						

Hexagon head cap screw UNC

Zeskantbout UNC / Vis à tête hexagonale filetage partiel UNC

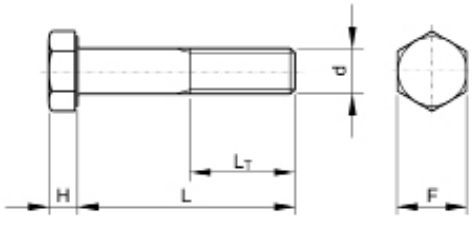

ASME **B18.2.1**
BS ≈1768



Technical Data

d	L_T (min.): L≤6 Inch	L_T (min.): L>6 Inch	F	H	Threads per inch
1/4	0.75	1	7/16	5/32	20
5/16	0.875	1.125	1/2	13/64	18
3/8	1	1.25	9/16	15/64	16
7/16	1.125	1.375	5/8	9/32	14
1/2	1.25	1.5	3/4	5/16	13
9/16	1.375	1.625	13/16	23/64	12
5/8	1.5	1.75	15/16	25/64	11
3/4	1.75	2	1.1/8	15/32	10
7/8	2	2.25	1.5/16	35/64	9
1 Inch	2.25	2.5	1.1/2	39/64	8
1.1/8	2.5	2.75	1.11/16	11/16	7
1.1/4	2.75	3	1.7/8	25/32	7
1.1/2	3.25	3.5	2.1/4	15/16	6

Article groups

Thread	Driving features	Material	Class	Surface treatment	Code	Page
UNC	Hexagon	St. SAE J429	Gr.2	Plain	U08200	1-125
UNC	Hexagon	St. SAE J429	Gr.2	ZPL	U08210	1-125
UNC	Hexagon	St. SAE J429	Gr.5	Plain	U01000	1-126
UNC	Hexagon	St. SAE J429	Gr.5	ZPL	U01200	1-128
UNC	Hexagon	St. SAE J429	Gr.8	Plain	U04100	1-129
UNC	Hexagon	St.st. ASTM F593 304	CW1 / CW2		U51000	1-131
UNC	Hexagon	St.st. ASTM F593 316	CW1 / CW2		U55000	1-132

U08200 Hexagon head cap screw UNC / Zeskantbout UNC / Vis à tête hexagonale filetage partiel UNC — X01A

Thread Unified National Coarse
Material Steel SAE J429
Class Gr.2
Surface treatment Plain



d - TPI x L	✉	Art.number	d - TPI x L	✉	Art.number	d - TPI x L	✉	Art.number
1/4-20X1/2 ft*	100	U08200.025.0050	3/8-16X3/4 ft	50	U08200.037.0075	1/2-13X3.1/4*	10	U08200.050.0325
1/4-20X5/8 ft*	100	U08200.025.0062	3/8-16X7/8 ft*	50	U08200.037.0087	1/2-13X3.1/2*	10	U08200.050.0350
1/4-20X3/4 ft*	100	U08200.025.0075	3/8-16X1 Inch ft	50	U08200.037.0100	1/2-13X3.3/4*	10	U08200.050.0375
1/4-20X7/8*	100	U08200.025.0087	3/8-16X1.1/4*	50	U08200.037.0125	1/2-13X4 Inch*	5	U08200.050.0400
1/4-20X1 Inch*	100	U08200.025.0100	3/8-16X1.1/2	50	U08200.037.0150	1/2-13X4.1/2*	5	U08200.050.0450
1/4-20X1.1/4*	100	U08200.025.0125	3/8-16X1.3/4*	50	U08200.037.0175	1/2-13X5 Inch*	5	U08200.050.0500
1/4-20X1.1/2*	100	U08200.025.0150	3/8-16X2 Inch*	25	U08200.037.0200	1/2-13X5.1/2*	5	U08200.050.0550
1/4-20X1.3/4*	100	U08200.025.0175	3/8-16X2.1/4*	25	U08200.037.0225	1/2-13X6 Inch*	5	U08200.050.0600
1/4-20X2 Inch*	50	U08200.025.0200	3/8-16X2.1/2*	25	U08200.037.0250	1/2-13X7 Inch*	5	U08200.050.0700
1/4-20X2.1/4*	50	U08200.025.0225	3/8-16X2.3/4*	25	U08200.037.0275			
1/4-20X2.1/2*	50	U08200.025.0250	3/8-16X3 Inch*	25	U08200.037.0300	5/8-11X1 Inch ft*	10	U08200.062.0100
1/4-20X2.3/4*	50	U08200.025.0275	3/8-16X3.1/4*	25	U08200.037.0325	5/8-11X1.1/4 ft*	10	U08200.062.0125
1/4-20X3 Inch*	50	U08200.025.0300	3/8-16X3.1/2*	25	U08200.037.0350	5/8-11X1.1/2 ft*	10	U08200.062.0150
1/4-20X3.1/4*	50	U08200.025.0325	3/8-16X3.3/4*	25	U08200.037.0375	5/8-11X1.3/4*	10	U08200.062.0175
1/4-20X3.1/2*	50	U08200.025.0350	3/8-16X4 Inch*	10	U08200.037.0400	5/8-11X2 Inch*	5	U08200.062.0200
1/4-20X3.3/4*	50	U08200.025.0375	3/8-16X4.1/2*	10	U08200.037.0450	5/8-11X2.1/4*	5	U08200.062.0225
1/4-20X4 Inch*	25	U08200.025.0400	3/8-16X5 Inch*	10	U08200.037.0500	5/8-11X2.1/2*	5	U08200.062.0250
1/4-20X4.1/2*	25	U08200.025.0450	3/8-16X5.1/2*	10	U08200.037.0550	5/8-11X2.3/4*	5	U08200.062.0275
1/4-20X5 Inch*	25	U08200.025.0500	3/8-16X6 Inch*	10	U08200.037.0600	5/8-11X3 Inch	5	U08200.062.0300
1/4-20X5.1/2*	25	U08200.025.0550				5/8-11X3.1/4*	5	U08200.062.0325
1/4-20X6 Inch*	25	U08200.025.0600	7/16-14X1 Inch ft*	25	U08200.043.0100	5/8-11X3.1/2*	5	U08200.062.0350
			7/16-14X1.1/4*	25	U08200.043.0125	5/8-11X3.3/4*	5	U08200.062.0375
5/16-18X1/2 ft*	100	U08200.031.0050	7/16-14X1.1/2*	25	U08200.043.0150	5/8-11X4 Inch*	5	U08200.062.0400
5/16-18X5/8 ft*	100	U08200.031.0062	7/16-14X1.3/4*	25	U08200.043.0175	5/8-11X4.1/2*	5	U08200.062.0450
5/16-18X3/4 ft*	100	U08200.031.0075	7/16-14X2 Inch*	25	U08200.043.0200	5/8-11X5 Inch*	5	U08200.062.0500
5/16-18X7/8 ft*	100	U08200.031.0087	7/16-14X2.1/4*	10	U08200.043.0225	5/8-11X5.1/2*	5	U08200.062.0550
5/16-18X1 Inch*	100	U08200.031.0100	7/16-14X2.1/2*	10	U08200.043.0250	5/8-11X6 Inch*	5	U08200.062.0600
5/16-18X1.1/4*	100	U08200.031.0125	7/16-14X2.3/4*	10	U08200.043.0275			
5/16-18X1.1/2*	100	U08200.031.0150	7/16-14X3 Inch*	10	U08200.043.0300	3/4-10X1 Inch ft*	10	U08200.075.0100
5/16-18X1.3/4*	50	U08200.031.0175	7/16-14X3.1/2*	10	U08200.043.0350	3/4-10X1.1/4 ft*	10	U08200.075.0125
5/16-18X2 Inch*	50	U08200.031.0200	7/16-14X4 Inch*	10	U08200.043.0400	3/4-10X1.1/2 ft*	10	U08200.075.0150
5/16-18X2.1/4*	50	U08200.031.0225	7/16-14X4.1/2*	10	U08200.043.0450	3/4-10X1.3/4 ft*	10	U08200.075.0175
5/16-18X2.1/2*	50	U08200.031.0250	7/16-14X5 Inch*	10	U08200.043.0500	3/4-10X2 Inch*	5	U08200.075.0200
5/16-18X2.3/4*	50	U08200.031.0275	7/16-14X5.1/2*	10	U08200.043.0550	3/4-10X2.1/4*	5	U08200.075.0225
5/16-18X3 Inch*	50	U08200.031.0300	7/16-14X6 Inch*	5	U08200.043.0600	3/4-10X2.1/2*	5	U08200.075.0250
5/16-18X3.1/4*	50	U08200.031.0325				3/4-10X2.3/4*	5	U08200.075.0275
5/16-18X3.1/2*	50	U08200.031.0350	1/2-13X3/4 ft*	25	U08200.050.0075	3/4-10X3 Inch*	5	U08200.075.0300
5/16-18X3.3/4*	25	U08200.031.0375	1/2-13X1 Inch ft*	25	U08200.050.0100	3/4-10X3.1/4*	5	U08200.075.0325
5/16-18X4 Inch*	25	U08200.031.0400	1/2-13X1.1/4 ft*	25	U08200.050.0125	3/4-10X3.1/2*	5	U08200.075.0350
5/16-18X4.1/2*	25	U08200.031.0450	1/2-13X1.1/2	25	U08200.050.0150	3/4-10X3.3/4*	5	U08200.075.0375
5/16-18X5 Inch*	25	U08200.031.0500	1/2-13X1.3/4*	25	U08200.050.0175	3/4-10X4 Inch*	5	U08200.075.0400
5/16-18X5.1/2*	25	U08200.031.0550	1/2-13X2 Inch*	10	U08200.050.0200	3/4-10X4.1/2*	5	U08200.075.0450
5/16-18X6 Inch*	25	U08200.031.0600	1/2-13X2.1/4	10	U08200.050.0225	3/4-10X5 Inch*	5	U08200.075.0500
			1/2-13X2.1/2*	10	U08200.050.0250	3/4-10X5.1/2*	5	U08200.075.0550
3/8-16X1/2 ft*	50	U08200.037.0050	1/2-13X2.3/4*	10	U08200.050.0275	3/4-10X6 Inch*	5	U08200.075.0600
3/8-16X5/8 ft*	50	U08200.037.0062	1/2-13X3 Inch*	10	U08200.050.0300			

- ft = fully threaded

U08210 Hexagon head cap screw UNC / Zeskantbout UNC / Vis à tête hexagonale filetage partiel UNC — X01A

Thread Unified National Coarse
Material Steel SAE J429
Class Gr.2
Surface treatment Zinc plated



d - TPI x L	✉	Art.number	d - TPI x L	✉	Art.number	d - TPI x L	✉	Art.number
1/4-20X1/2 ft*	100	U08210.025.0050	1/4-20X4.1/2*	25	U08210.025.0450	5/16-18X3 Inch*	50	U08210.031.0300
1/4-20X5/8 ft*	100	U08210.025.0062	1/4-20X5 Inch*	25	U08210.025.0500	5/16-18X3.1/4*	50	U08210.031.0325
1/4-20X3/4 ft*	100	U08210.025.0075	1/4-20X5.1/2*	25	U08210.025.0550	5/16-18X3.1/2*	50	U08210.031.0350
1/4-20X7/8*	100	U08210.025.0087	1/4-20X6 Inch*	25	U08210.025.0600	5/16-18X3.3/4*	25	U08210.031.0375
1/4-20X1 Inch*	100	U08210.025.0100				5/16-18X4 Inch*	25	U08210.031.0400
1/4-20X1.1/4*	100	U08210.025.0125	5/16-18X1/2 ft*	100	U08210.031.0050	5/16-18X4.1/2*	25	U08210.031.0450
1/4-20X1.1/2*	100	U08210.025.0150	5/16-18X5/8 ft*	100	U08210.031.0062	5/16-18X5 Inch*	25	U08210.031.0500
1/4-20X1.3/4*	100	U08210.025.0175	5/16-18X3/4 ft*	100	U08210.031.0075	5/16-18X5.1/2*	25	U08210.031.0550
1/4-20X2 Inch*	50	U08210.025.0200	5/16-18X7/8 ft*	100	U08210.031.0087	5/16-18X6 Inch*	25	U08210.031.0600
1/4-20X2.1/4*	50	U08210.025.0225	5/16-18X1 Inch*	100	U08210.031.0100			
1/4-20X2.1/2*	50	U08210.025.0250	5/16-18X1.1/4*	100	U08210.031.0125	3/8-16X1/2 ft*	50	U08210.037.0050
1/4-20X2.3/4*	50	U08210.025.0275	5/16-18X1.1/2*	100	U08210.031.0150	3/8-16X5/8 ft*	50	U08210.037.0062
1/4-20X3 Inch*	50	U08210.025.0300	5/16-18X1.3/4*	50	U08210.031.0175	3/8-16X3/4 ft	50	U08210.037.0075
1/4-20X3.1/4*	50	U08210.025.0325	5/16-18X2 Inch*	50	U08210.031.0200	3/8-16X7/8 ft*	50	U08210.037.0087
1/4-20X3.1/2*	50	U08210.025.0350	5/16-18X2.1/4*	50	U08210.031.0225	3/8-16X1 Inch ft*	50	U08210.037.0100
1/4-20X3.3/4*	50	U08210.025.0375	5/16-18X2.1/2*	50	U08210.031.0250	3/8-16X1.1/4*	50	U08210.037.0125
1/4-20X4 Inch*	25	U08210.025.0400	5/16-18X2.3/4*	50	U08210.031.0275	3/8-16X1.1/2*	50	U08210.037.0150

U08210 Hexagon head cap screw UNC / Zeskantbout UNC / Vis à tête hexagonale filetage partiel UNC

d - TPI x L	✉	Art.number	d - TPI x L	✉	Art.number	d - TPI x L	✉	Art.number
3/8-16X1.3/4*	50	U08210.037.0175	7/16-14X5.1/2*	10	U08210.043.0550	5/8-11X2.3/4*	5	U08210.062.0275
3/8-16X2 Inch*	25	U08210.037.0200	7/16-14X6 Inch*	5	U08210.043.0600	5/8-11X3 Inch*	5	U08210.062.0300
3/8-16X2.1/4*	25	U08210.037.0225				5/8-11X3.1/4*	5	U08210.062.0325
3/8-16X2.1/2*	25	U08210.037.0250	1/2-13X3/4 ft*	25	U08210.050.0075	5/8-11X3.1/2*	5	U08210.062.0350
3/8-16X2.3/4*	25	U08210.037.0275	1/2-13X1 Inch ft*	25	U08210.050.0100	5/8-11X3.3/4*	5	U08210.062.0375
3/8-16X3 Inch*	25	U08210.037.0300	1/2-13X1.1/4 ft*	25	U08210.050.0125	5/8-11X4 Inch*	5	U08210.062.0400
3/8-16X3.1/4*	25	U08210.037.0325	1/2-13X1.1/2*	25	U08210.050.0150	5/8-11X4.1/2*	5	U08210.062.0450
3/8-16X3.1/2*	25	U08210.037.0350	1/2-13X1.3/4*	25	U08210.050.0175	5/8-11X5 Inch*	5	U08210.062.0500
3/8-16X3.3/4*	25	U08210.037.0375	1/2-13X2 Inch*	10	U08210.050.0200	5/8-11X5.1/2*	5	U08210.062.0550
3/8-16X4 Inch*	10	U08210.037.0400	1/2-13X2.1/4*	10	U08210.050.0225	5/8-11X6 Inch*	5	U08210.062.0600
3/8-16X4.1/2*	10	U08210.037.0450	1/2-13X2.1/2*	10	U08210.050.0250			
3/8-16X5 Inch*	10	U08210.037.0500	1/2-13X2.3/4*	10	U08210.050.0275	3/4-10X1 Inch ft*	10	U08210.075.0100
3/8-16X5.1/2*	10	U08210.037.0550	1/2-13X3 Inch*	10	U08210.050.0300	3/4-10X1.1/4 ft*	10	U08210.075.0125
3/8-16X6 Inch*	10	U08210.037.0600	1/2-13X3.1/4*	10	U08210.050.0325	3/4-10X1.1/2 ft*	10	U08210.075.0150
			1/2-13X3.1/2*	10	U08210.050.0350	3/4-10X1.3/4 ft*	10	U08210.075.0175
7/16-14X3/4 ft*	25	U08210.043.0075	1/2-13X3.3/4*	10	U08210.050.0375	3/4-10X2 Inch*	5	U08210.075.0200
7/16-14X1 Inch ft*	25	U08210.043.0100	1/2-13X4 Inch*	5	U08210.050.0400	3/4-10X2.1/4*	5	U08210.075.0225
7/16-14X1.1/4*	25	U08210.043.0125	1/2-13X4.1/2*	5	U08210.050.0450	3/4-10X2.1/2*	5	U08210.075.0250
7/16-14X1.1/2*	25	U08210.043.0150	1/2-13X5 Inch*	5	U08210.050.0500	3/4-10X2.3/4*	5	U08210.075.0275
7/16-14X1.3/4*	25	U08210.043.0175	1/2-13X5.1/2*	5	U08210.050.0550	3/4-10X3 Inch*	5	U08210.075.0300
7/16-14X2 Inch*	25	U08210.043.0200	1/2-13X6 Inch*	5	U08210.050.0600	3/4-10X3.1/4*	5	U08210.075.0325
7/16-14X2.1/4*	10	U08210.043.0225				3/4-10X3.1/2*	5	U08210.075.0350
7/16-14X2.1/2*	10	U08210.043.0250	5/8-11X1 Inch ft*	10	U08210.062.0100	3/4-10X3.3/4*	5	U08210.075.0375
7/16-14X2.3/4*	10	U08210.043.0275	5/8-11X1.1/4 ft*	10	U08210.062.0125	3/4-10X4 Inch*	5	U08210.075.0400
7/16-14X3 Inch*	10	U08210.043.0300	5/8-11X1.1/2 ft	10	U08210.062.0150	3/4-10X4.1/2*	5	U08210.075.0450
7/16-14X3.1/2*	10	U08210.043.0350	5/8-11X1.3/4*	10	U08210.062.0175	3/4-10X5 Inch*	5	U08210.075.0500
7/16-14X4 Inch*	10	U08210.043.0400	5/8-11X2 Inch*	5	U08210.062.0200	3/4-10X5.1/2*	5	U08210.075.0550
7/16-14X4.1/2*	10	U08210.043.0450	5/8-11X2.1/4*	5	U08210.062.0225	3/4-10X6 Inch*	5	U08210.075.0600
7/16-14X5 Inch*	10	U08210.043.0500	5/8-11X2.1/2*	5	U08210.062.0250			

- ft = fully threaded

U01000 Hexagon head cap screw UNC / Zeskantbout UNC / Vis à tête hexagonale filetage partiel UNC X01A

Thread Unified National Coarse
Material Steel SAE J429
Class Gr.5
Surface treatment Plain

RoHS



d - TPI x L	✉	Art.number	d - TPI x L	✉	Art.number	d - TPI x L	✉	Art.number
1/4-20X1/2 ft	100	U01000.025.0050	5/16-18X3.1/4*	50	U01000.031.0325	3/8-16X9 Inch*	5	U01000.037.0900
1/4-20X5/8 ft	100	U01000.025.0062	5/16-18X3.1/2	50	U01000.031.0350	3/8-16X10 Inch*	5	U01000.037.1000
1/4-20X3/4 ft	100	U01000.025.0075	5/16-18X3.3/4	25	U01000.031.0375	3/8-16X12 Inch*	5	U01000.037.1200
1/4-20X7/8*	100	U01000.025.0087	5/16-18X4 Inch	25	U01000.031.0400			
1/4-20X1 Inch	100	U01000.025.0100	5/16-18X4.1/4*	25	U01000.031.0425	7/16-14X3/4 ft	25	U01000.043.0075
1/4-20X1.1/4	100	U01000.025.0125	5/16-18X4.1/2*	25	U01000.031.0450	7/16-14X7/8 ft*	25	U01000.043.0087
1/4-20X1.3/8*	100	U01000.025.0137	5/16-18X5 Inch	25	U01000.031.0500	7/16-14X1 Inch ft	25	U01000.043.0100
1/4-20X1.1/2	100	U01000.025.0150	5/16-18X5.1/2*	25	U01000.031.0550	7/16-14X1.1/4	25	U01000.043.0125
1/4-20X1.5/8*	100	U01000.025.0162	5/16-18X6 Inch*	25	U01000.031.0600	7/16-14X1.1/2	25	U01000.043.0150
1/4-20X1.3/4	100	U01000.025.0175	5/16-18X7 Inch*	10	U01000.031.0700	7/16-14X1.3/4	25	U01000.043.0175
1/4-20X2 Inch	50	U01000.025.0200	5/16-18X8 Inch*	5	U01000.031.0800	7/16-14X2 Inch	25	U01000.043.0200
1/4-20X2.1/4	50	U01000.025.0225				7/16-14X2.1/4	10	U01000.043.0225
1/4-20X2.1/2	50	U01000.025.0250	3/8-16X1/2 ft*	50	U01000.037.0050	7/16-14X2.1/2	10	U01000.043.0250
1/4-20X2.3/4	50	U01000.025.0275	3/8-16X5/8 ft*	50	U01000.037.0062	7/16-14X2.3/4	10	U01000.043.0275
1/4-20X3 Inch	50	U01000.025.0300	3/8-16X3/4 ft	50	U01000.037.0075	7/16-14X3 Inch	10	U01000.043.0300
1/4-20X3.1/4*	50	U01000.025.0325	3/8-16X7/8 ft	50	U01000.037.0087	7/16-14X3.1/4*	10	U01000.043.0325
1/4-20X3.1/2	50	U01000.025.0350	3/8-16X1 Inch ft	50	U01000.037.0100	7/16-14X3.1/2	10	U01000.043.0350
1/4-20X3.3/4*	50	U01000.025.0375	3/8-16X1.1/4	50	U01000.037.0125	7/16-14X3.3/4*	10	U01000.043.0375
1/4-20X4 Inch*	25	U01000.025.0400	3/8-16X1.1/2	50	U01000.037.0150	7/16-14X4 Inch	10	U01000.043.0400
1/4-20X4.1/4*	25	U01000.025.0425	3/8-16X1.3/4	50	U01000.037.0175	7/16-14X4.1/2	10	U01000.043.0450
1/4-20X4.1/2*	25	U01000.025.0450	3/8-16X2 Inch	25	U01000.037.0200	7/16-14X5 Inch*	10	U01000.043.0500
1/4-20X5 Inch*	25	U01000.025.0500	3/8-16X2.1/4	25	U01000.037.0225	7/16-14X5.1/2*	10	U01000.043.0550
1/4-20X5.1/2*	25	U01000.025.0550	3/8-16X2.1/2	25	U01000.037.0250	7/16-14X6 Inch*	5	U01000.043.0600
1/4-20X6 Inch	25	U01000.025.0600	3/8-16X2.3/4	25	U01000.037.0275	7/16-14X6.1/2*	5	U01000.043.0650
			3/8-16X3 Inch	25	U01000.037.0300	7/16-14X7 Inch*	5	U01000.043.0700
5/16-18X1/2 ft	100	U01000.031.0050	3/8-16X3.1/4	25	U01000.037.0325	7/16-14X8 Inch*	5	U01000.043.0800
5/16-18X5/8 ft	100	U01000.031.0062	3/8-16X3.1/2	25	U01000.037.0350	7/16-14X9 Inch*	5	U01000.043.0900
5/16-18X3/4 ft	100	U01000.031.0075	3/8-16X3.3/4*	25	U01000.037.0375	7/16-14X10 Inch*	5	U01000.043.1000
5/16-18X7/8 ft	100	U01000.031.0087	3/8-16X4 Inch	10	U01000.037.0400	7/16-14X12 Inch*	5	U01000.043.1200
5/16-18X1 Inch	100	U01000.031.0100	3/8-16X4.1/4*	10	U01000.037.0425			
5/16-18X1.1/4	100	U01000.031.0125	3/8-16X4.1/2	10	U01000.037.0450	1/2-13X3/4 ft	25	U01000.050.0075
5/16-18X1.3/8*	100	U01000.031.0137	3/8-16X4.3/4*	10	U01000.037.0475	1/2-13X7/8 ft*	25	U01000.050.0087
5/16-18X1.1/2	100	U01000.031.0150	3/8-16X5 Inch	10	U01000.037.0500	1/2-13X1 Inch ft	25	U01000.050.0100
5/16-18X1.5/8*	100	U01000.031.0162	3/8-16X5.1/2*	10	U01000.037.0550	1/2-13X1.1/4 ft	25	U01000.050.0125
5/16-18X1.3/4	50	U01000.031.0175	3/8-16X5.3/4*	10	U01000.037.0575	1/2-13X1.1/2	25	U01000.050.0150
5/16-18X2 Inch	50	U01000.031.0200	3/8-16X6 Inch	10	U01000.037.0600	1/2-13X1.3/4	25	U01000.050.0175
5/16-18X2.1/4*	50	U01000.031.0225	3/8-16X6.1/2*	10	U01000.037.0650	1/2-13X2 Inch	10	U01000.050.0200
5/16-18X2.1/2	50	U01000.031.0250	3/8-16X7 Inch*	10	U01000.037.0700	1/2-13X2.1/4	10	U01000.050.0225
5/16-18X2.3/4*	50	U01000.031.0275	3/8-16X8 Inch*	5	U01000.037.0800	1/2-13X2.1/2	10	U01000.050.0250
5/16-18X3 Inch	50	U01000.031.0300	3/8-16X8.1/2*	5	U01000.037.0850	1/2-13X2.3/4	10	U01000.050.0275

U01000 Hexagon head cap screw UNC / Zeskantbout UNC / Vis à tête hexagonale filetage partiel UNC ←

d - TPI x L	✉	Art.number	d - TPI x L	✉	Art.number	d - TPI x L	✉	Art.number
1/2-13X3 Inch	10	U01000.050.0300	5/8-11X11 Inch*	5	U01000.062.1100	1.-8X3 Inch	5	U01000.100.0300
1/2-13X3.1/4	10	U01000.050.0325	5/8-11X12 Inch*	5	U01000.062.1200	1.-8X3.1/4	5	U01000.100.0325
1/2-13X3.1/2	10	U01000.050.0350	5/8-11X13 Inch*	1	U01000.062.1300	1.-8X3.1/2	5	U01000.100.0350
1/2-13X3.3/4	10	U01000.050.0375	5/8-11X14 Inch*	1	U01000.062.1400	1.-8X3.3/4*	5	U01000.100.0375
1/2-13X4 Inch	5	U01000.050.0400	5/8-11X15 Inch*	1	U01000.062.1500	1.-8X4 Inch	5	U01000.100.0400
1/2-13X4.1/4*	5	U01000.050.0425				1.-8X4.1/2	5	U01000.100.0450
1/2-13X4.1/2	5	U01000.050.0450	3/4-10X1 Inch ft*	10	U01000.075.0100	1.-8X5 Inch	5	U01000.100.0500
1/2-13X4.3/4*	5	U01000.050.0475	3/4-10X1.1/4 ft*	10	U01000.075.0125	1.-8X5.1/2	5	U01000.100.0550
1/2-13X5 Inch	5	U01000.050.0500	3/4-10X1.1/2 ft	10	U01000.075.0150	1.-8X6 Inch	1	U01000.100.0600
1/2-13X5.1/4*	5	U01000.050.0525	3/4-10X1.3/4 ft	10	U01000.075.0175	1.-8X6.1/2	1	U01000.100.0650
1/2-13X5.1/2	5	U01000.050.0550	3/4-10X2 Inch	5	U01000.075.0200	1.-8X7 Inch*	1	U01000.100.0700
1/2-13X6 Inch	5	U01000.050.0600	3/4-10X2.1/4	5	U01000.075.0225	1.-8X7.1/2*	1	U01000.100.0750
1/2-13X6.1/2*	5	U01000.050.0650	3/4-10X2.1/2	5	U01000.075.0250	1.-8X8 Inch	1	U01000.100.0800
1/2-13X7 Inch	5	U01000.050.0700	3/4-10X2.3/4	5	U01000.075.0275	1.-8X8.1/2	1	U01000.100.0850
1/2-13X7.1/2*	5	U01000.050.0750	3/4-10X3 Inch	5	U01000.075.0300	1.-8X9 Inch	1	U01000.100.0900
1/2-13X8 Inch	5	U01000.050.0800	3/4-10X3.1/4	5	U01000.075.0325	1.-8X9.1/2*	1	U01000.100.0950
1/2-13X8.1/2	5	U01000.050.0850	3/4-10X3.1/2	5	U01000.075.0350	1.-8X10 Inch	1	U01000.100.1000
1/2-13X9 Inch*	5	U01000.050.0900	3/4-10X3.3/4*	5	U01000.075.0375	1.-8X12 Inch*	1	U01000.100.1200
1/2-13X9.1/2*	5	U01000.050.0950	3/4-10X4 Inch	5	U01000.075.0400			
1/2-13X10 Inch*	5	U01000.050.1000	3/4-10X4.1/4*	5	U01000.075.0425	1.1/8-7X2. ft*	1	U01000.112.0200
1/2-13X11 Inch*	5	U01000.050.1100	3/4-10X4.1/2	5	U01000.075.0450	1.1/8-7X2.1/2 ft*	1	U01000.112.0250
1/2-13X12 Inch*	5	U01000.050.1200	3/4-10X4.3/4*	5	U01000.075.0475	1.1/8-7X3 Inch	1	U01000.112.0300
			3/4-10X5 Inch	5	U01000.075.0500	1.1/8-7X3.1/2	1	U01000.112.0350
9/16-12X1 Inch ft*	25	U01000.056.0100	3/4-10X5.1/4*	5	U01000.075.0525	1.1/8-7X4 Inch*	1	U01000.112.0400
9/16-12X1.1/4 ft*	25	U01000.056.0125	3/4-10X5.1/2	5	U01000.075.0550	1.1/8-7X4.1/2*	1	U01000.112.0450
9/16-12X1.1/2	25	U01000.056.0150	3/4-10X6 Inch	5	U01000.075.0600	1.1/8-7X5 Inch	1	U01000.112.0500
9/16-12X1.3/4*	10	U01000.056.0175	3/4-10X6.1/2*	1	U01000.075.0650	1.1/8-7X5.1/2	1	U01000.112.0550
9/16-12X2 Inch	10	U01000.056.0200	3/4-10X7 Inch	1	U01000.075.0700	1.1/8-7X6 Inch	1	U01000.112.0600
9/16-12X2.1/4*	10	U01000.056.0225	3/4-10X7.1/2*	1	U01000.075.0750	1.1/8-7X6.1/2*	1	U01000.112.0650
9/16-12X2.1/2*	10	U01000.056.0250	3/4-10X8 Inch	1	U01000.075.0800	1.1/8-7X7 Inch*	1	U01000.112.0700
9/16-12X2.3/4*	10	U01000.056.0275	3/4-10X8.1/2*	1	U01000.075.0850	1.1/8-7X7.1/2*	1	U01000.112.0750
9/16-12X3 Inch*	10	U01000.056.0300	3/4-10X9 Inch	1	U01000.075.0900	1.1/8-7X8 Inch*	1	U01000.112.0800
9/16-12X3.1/4*	10	U01000.056.0325	3/4-10X9.1/2*	1	U01000.075.0950	1.1/8-7X8.1/2*	1	U01000.112.0850
9/16-12X3.1/2*	10	U01000.056.0350	3/4-10X10 Inch	1	U01000.075.1000	1.1/8-7X9 Inch*	1	U01000.112.0900
9/16-12X3.3/4*	10	U01000.056.0375	3/4-10X11 Inch*	1	U01000.075.1100	1.1/8-7X10 Inch*	1	U01000.112.1000
9/16-12X4 Inch*	5	U01000.056.0400	3/4-10X12 Inch*	1	U01000.075.1200			
9/16-12X4.1/2*	5	U01000.056.0450	3/4-10X14 Inch*	1	U01000.075.1400	1.1/4-7X2 Inch ft*	1	U01000.125.0200
9/16-12X5 Inch*	5	U01000.056.0500				1.1/4-7X2.1/2 ft	1	U01000.125.0250
9/16-12X5.1/2*	5	U01000.056.0550	7/8-9X1.1/2 ft*	5	U01000.087.0150	1.1/4-7X3 Inch*	1	U01000.125.0300
9/16-12X6 Inch*	5	U01000.056.0600	7/8-9X1.3/4 ft*	5	U01000.087.0175	1.1/4-7X3.1/2	1	U01000.125.0350
			7/8-9X2 Inch ft	5	U01000.087.0200	1.1/4-7X4 Inch	1	U01000.125.0400
5/8-11X1 Inch ft	10	U01000.062.0100	7/8-9X2.1/4	5	U01000.087.0225	1.1/4-7X4.1/2	1	U01000.125.0450
5/8-11X1.1/4 ft	10	U01000.062.0125	7/8-9X2.1/2	5	U01000.087.0250	1.1/4-7X5 Inch	1	U01000.125.0500
5/8-11X1.1/2 ft	10	U01000.062.0150	7/8-9X2.3/4	5	U01000.087.0275	1.1/4-7X5.1/2	1	U01000.125.0550
5/8-11X1.3/4	10	U01000.062.0175	7/8-9X3 Inch	5	U01000.087.0300	1.1/4-7X6 Inch*	1	U01000.125.0600
5/8-11X2 Inch	5	U01000.062.0200	7/8-9X3.1/4*	5	U01000.087.0325	1.1/4-7X6.1/2	1	U01000.125.0650
5/8-11X2.1/4	5	U01000.062.0225	7/8-9X3.1/2	5	U01000.087.0350	1.1/4-7X7 Inch	1	U01000.125.0700
5/8-11X2.1/2	5	U01000.062.0250	7/8-9X3.3/4*	5	U01000.087.0375	1.1/4-7X7.1/2*	1	U01000.125.0750
5/8-11X2.3/4	5	U01000.062.0275	7/8-9X4 Inch	5	U01000.087.0400	1.1/4-7X8 Inch*	1	U01000.125.0800
5/8-11X3 Inch	5	U01000.062.0300	7/8-9X4.1/4*	5	U01000.087.0425	1.1/4-7X8.1/2*	1	U01000.125.0850
5/8-11X3.1/4	5	U01000.062.0325	7/8-9X4.1/2	5	U01000.087.0450	1.1/4-7X9 Inch	1	U01000.125.0900
5/8-11X3.1/2	5	U01000.062.0350	7/8-9X5 Inch	5	U01000.087.0500	1.1/4-7X10 Inch*	1	U01000.125.1000
5/8-11X3.3/4	5	U01000.062.0375	7/8-9X5.1/2	5	U01000.087.0550			
5/8-11X4 Inch	5	U01000.062.0400	7/8-9X6 Inch	1	U01000.087.0600	1.1/2-6X3 Inch ft	1	U01000.150.0300
5/8-11X4.1/4*	5	U01000.062.0425	7/8-9X6.1/2	1	U01000.087.0650	1.1/2-6X3.1/2	1	U01000.150.0350
5/8-11X4.1/2	5	U01000.062.0450	7/8-9X7 Inch	1	U01000.087.0700	1.1/2-6X4 Inch	1	U01000.150.0400
5/8-11X4.3/4*	5	U01000.062.0475	7/8-9X8 Inch	1	U01000.087.0800	1.1/2-6X4.1/2*	1	U01000.150.0450
5/8-11X5 Inch	5	U01000.062.0500	7/8-9X8.1/2	1	U01000.087.0850	1.1/2-6X5 Inch*	1	U01000.150.0500
5/8-11X5.1/2	5	U01000.062.0550	7/8-9X9 Inch*	1	U01000.087.0900	1.1/2-6X5.1/2	1	U01000.150.0550
5/8-11X6 Inch	5	U01000.062.0600	7/8-9X9.1/2*	1	U01000.087.0950	1.1/2-6X6 Inch	1	U01000.150.0600
5/8-11X6.1/2*	5	U01000.062.0650	7/8-9X10 Inch*	1	U01000.087.1000	1.1/2-6X6.1/2*	1	U01000.150.0650
5/8-11X7 Inch*	5	U01000.062.0700				1.1/2-6X7 Inch*	1	U01000.150.0700
5/8-11X7.1/2*	5	U01000.062.0750	1.-8X1.1/2 ft*	5	U01000.100.0150	1.1/2-6X7.1/2*	1	U01000.150.0750
5/8-11X8 Inch	5	U01000.062.0800	1.-8X1.3/4 ft*	5	U01000.100.0175	1.1/2-6X8 Inch*	1	U01000.150.0800
5/8-11X8.1/2*	5	U01000.062.0850	1.-8X2 Inch ft	5	U01000.100.0200	1.1/2-6X8.1/2*	1	U01000.150.0850
5/8-11X9 Inch*	5	U01000.062.0900	1.-8X2.1/4 ft*	5	U01000.100.0225	1.1/2-6X9 Inch*	1	U01000.150.0900
5/8-11X9.1/2*	5	U01000.062.0950	1.-8X2.1/2	5	U01000.100.0250	1.1/2-6X10 Inch*	1	U01000.150.1000
5/8-11X10 Inch*	5	U01000.062.1000	1.-8X2.3/4	5	U01000.100.0275			

- ft = fully threaded

U01200 Hexagon head cap screw UNC / Zeskantbout UNC / Vis à tête hexagonale filetage partiel UNC **X01A**

Thread	Unified National Coarse
Material	Steel SAE J429
Class	Gr.5
Surface treatment	Zinc plated



d - TPI x L	✉	Art.number	d - TPI x L	✉	Art.number	d - TPI x L	✉	Art.number
1/4-20X1/2 ft	100	U01200.025.0050	3/8-16X5.3/4*	10	U01200.037.0575	9/16-12X2.1/2	10	U01200.056.0250
1/4-20X5/8 ft	100	U01200.025.0062	3/8-16X6 Inch	10	U01200.037.0600	9/16-12X2.3/4*	10	U01200.056.0275
1/4-20X3/4 ft	100	U01200.025.0075	3/8-16X6.1/2*	10	U01200.037.0650	9/16-12X3 Inch	10	U01200.056.0300
1/4-20X7/8	100	U01200.025.0087	3/8-16X7 Inch*	10	U01200.037.0700	9/16-12X3.1/4*	10	U01200.056.0325
1/4-20X1 Inch	100	U01200.025.0100	3/8-16X7.1/2*	5	U01200.037.0750	9/16-12X3.1/2*	10	U01200.056.0350
1/4-20X1.1/4	100	U01200.025.0125	3/8-16X8 Inch*	5	U01200.037.0800	9/16-12X3.3/4*	10	U01200.056.0375
1/4-20X1.3/8*	100	U01200.025.0137	3/8-16X8.1/2*	5	U01200.037.0850	9/16-12X4 Inch*	5	U01200.056.0400
1/4-20X1.1/2	100	U01200.025.0150	3/8-16X9 Inch*	5	U01200.037.0900	9/16-12X4.1/2	5	U01200.056.0450
1/4-20X1.5/8*	100	U01200.025.0162	3/8-16X10 Inch*	5	U01200.037.1000	9/16-12X5 Inch	5	U01200.056.0500
1/4-20X1.3/4	100	U01200.025.0175	3/8-16X12 Inch*	5	U01200.037.1200	9/16-12X5.1/2*	5	U01200.056.0550
1/4-20X2 Inch	50	U01200.025.0200				9/16-12X6 Inch	5	U01200.056.0600
1/4-20X2.1/4	50	U01200.025.0225	7/16-14X3/4 ft	25	U01200.043.0075			
1/4-20X2.1/2	50	U01200.025.0250	7/16-14X7/8 ft	25	U01200.043.0087	5/8-11X1 Inch ft	10	U01200.062.0100
1/4-20X2.3/4	50	U01200.025.0275	7/16-14X1 Inch ft	25	U01200.043.0100	5/8-11X1.1/4 ft	10	U01200.062.0125
1/4-20X3 Inch	50	U01200.025.0300	7/16-14X1.1/4	25	U01200.043.0125	5/8-11X1.1/2 ft	10	U01200.062.0150
1/4-20X3.1/4*	50	U01200.025.0325	7/16-14X1.3/8*	25	U01200.043.0137	5/8-11X1.3/4	10	U01200.062.0175
1/4-20X3.1/2*	50	U01200.025.0350	7/16-14X1.1/2	25	U01200.043.0150	5/8-11X2 Inch	5	U01200.062.0200
1/4-20X3.3/4*	50	U01200.025.0375	7/16-14X1.3/4	25	U01200.043.0175	5/8-11X2.1/4	5	U01200.062.0225
1/4-20X4 Inch*	25	U01200.025.0400	7/16-14X2 Inch	25	U01200.043.0200	5/8-11X2.1/2	5	U01200.062.0250
1/4-20X4.1/4*	25	U01200.025.0425	7/16-14X2.1/4	10	U01200.043.0225	5/8-11X2.3/4	5	U01200.062.0275
1/4-20X4.1/2*	25	U01200.025.0450	7/16-14X2.1/2	10	U01200.043.0250	5/8-11X3 Inch	5	U01200.062.0300
1/4-20X5 Inch*	25	U01200.025.0500	7/16-14X2.3/4	10	U01200.043.0275	5/8-11X3.1/4	5	U01200.062.0325
1/4-20X5.1/2*	25	U01200.025.0550	7/16-14X3 Inch	10	U01200.043.0300	5/8-11X3.1/2	5	U01200.062.0350
1/4-20X6 Inch*	25	U01200.025.0600	7/16-14X3.1/4	10	U01200.043.0325	5/8-11X3.3/4*	5	U01200.062.0375
1/4-20X6.1/2*	10	U01200.025.0650	7/16-14X3.1/2	10	U01200.043.0350	5/8-11X4 Inch	5	U01200.062.0400
1/4-20X7 Inch*	10	U01200.025.0700	7/16-14X3.3/4*	10	U01200.043.0375	5/8-11X4.1/4*	5	U01200.062.0425
1/4-20X8 Inch*	5	U01200.025.0800	7/16-14X4 Inch	10	U01200.043.0400	5/8-11X4.1/2	5	U01200.062.0450
			7/16-14X4.1/2	10	U01200.043.0450	5/8-11X4.3/4*	5	U01200.062.0475
5/16-18X1/2 ft	100	U01200.031.0050	7/16-14X5 Inch	10	U01200.043.0500	5/8-11X5 Inch	5	U01200.062.0500
5/16-18X5/8 ft	100	U01200.031.0062	7/16-14X5.1/2	10	U01200.043.0550	5/8-11X5.1/2	5	U01200.062.0550
5/16-18X3/4 ft	100	U01200.031.0075	7/16-14X6 Inch	5	U01200.043.0600	5/8-11X6 Inch	5	U01200.062.0600
5/16-18X7/8 ft	100	U01200.031.0087	7/16-14X6.1/2*	5	U01200.043.0650	5/8-11X6.1/2	5	U01200.062.0650
5/16-18X1 Inch	100	U01200.031.0100	7/16-14X7 Inch*	5	U01200.043.0700	5/8-11X7 Inch	5	U01200.062.0700
5/16-18X1.1/4	100	U01200.031.0125	7/16-14X8 Inch*	5	U01200.043.0800	5/8-11X7.1/2*	5	U01200.062.0750
5/16-18X1.3/8*	100	U01200.031.0137	7/16-14X9 Inch*	5	U01200.043.0900	5/8-11X8 Inch*	5	U01200.062.0800
5/16-18X1.1/2	100	U01200.031.0150	7/16-14X10 Inch*	5	U01200.043.1000	5/8-11X8.1/2*	5	U01200.062.0850
5/16-18X1.5/8*	100	U01200.031.0162	7/16-14X12 Inch*	5	U01200.043.1200	5/8-11X9 Inch	5	U01200.062.0900
5/16-18X1.3/4	50	U01200.031.0175				5/8-11X9.1/2*	5	U01200.062.0950
5/16-18X2 Inch	50	U01200.031.0200	1/2-13X3/4 ft	25	U01200.050.0075	5/8-11X10 Inch*	5	U01200.062.1000
5/16-18X2.1/4	50	U01200.031.0225	1/2-13X7/8 ft	25	U01200.050.0087	5/8-11X11 Inch*	5	U01200.062.1100
5/16-18X2.1/2	50	U01200.031.0250	1/2-13X1 Inch ft	25	U01200.050.0100	5/8-11X12 Inch*	5	U01200.062.1200
5/16-18X2.3/4	50	U01200.031.0275	1/2-13X1.1/4 ft	25	U01200.050.0125	5/8-11X14 Inch*	1	U01200.062.1400
5/16-18X3 Inch	50	U01200.031.0300	1/2-13X1.1/2	25	U01200.050.0150			
5/16-18X3.1/2	50	U01200.031.0350	1/2-13X1.3/4	25	U01200.050.0175	3/4-10X1 Inch ft	10	U01200.075.0100
5/16-18X3.3/4	25	U01200.031.0375	1/2-13X2 Inch	10	U01200.050.0200	3/4-10X1.1/4 ft*	10	U01200.075.0125
5/16-18X4 Inch	25	U01200.031.0400	1/2-13X2.1/4	10	U01200.050.0225	3/4-10X1.1/2 ft	10	U01200.075.0150
5/16-18X4.1/4*	25	U01200.031.0425	1/2-13X2.1/2	10	U01200.050.0250	3/4-10X1.3/4 ft	10	U01200.075.0175
5/16-18X4.1/2	25	U01200.031.0450	1/2-13X2.3/4	10	U01200.050.0275	3/4-10X2 Inch	5	U01200.075.0200
5/16-18X5 Inch	25	U01200.031.0500	1/2-13X3 Inch	10	U01200.050.0300	3/4-10X2.1/4	5	U01200.075.0225
5/16-18X5.1/2*	25	U01200.031.0550	1/2-13X3.1/4	10	U01200.050.0325	3/4-10X2.1/2	5	U01200.075.0250
5/16-18X6 Inch	25	U01200.031.0600	1/2-13X3.1/2	10	U01200.050.0350	3/4-10X2.3/4	5	U01200.075.0275
5/16-18X7 Inch*	10	U01200.031.0700	1/2-13X3.3/4	10	U01200.050.0375	3/4-10X3 Inch	5	U01200.075.0300
5/16-18X8 Inch*	5	U01200.031.0800	1/2-13X4 Inch	5	U01200.050.0400	3/4-10X3.1/4	5	U01200.075.0325
			1/2-13X4.1/4*	5	U01200.050.0425	3/4-10X3.1/2	5	U01200.075.0350
3/8-16X1/2 ft	50	U01200.037.0050	1/2-13X4.1/2	5	U01200.050.0450	3/4-10X3.3/4	5	U01200.075.0375
3/8-16X5/8 ft	50	U01200.037.0062	1/2-13X4.3/4*	5	U01200.050.0475	3/4-10X4 Inch	5	U01200.075.0400
3/8-16X3/4 ft	50	U01200.037.0075	1/2-13X5 Inch	5	U01200.050.0500	3/4-10X4.1/4*	5	U01200.075.0425
3/8-16X7/8 ft	50	U01200.037.0087	1/2-13X5.1/4*	5	U01200.050.0525	3/4-10X4.1/2	5	U01200.075.0450
3/8-16X1 Inch ft	50	U01200.037.0100	1/2-13X5.1/2	5	U01200.050.0550	3/4-10X4.3/4*	5	U01200.075.0475
3/8-16X1.1/4	50	U01200.037.0125	1/2-13X6 Inch	5	U01200.050.0600	3/4-10X5 Inch	5	U01200.075.0500
3/8-16X1.1/2	50	U01200.037.0150	1/2-13X6.1/2	5	U01200.050.0650	3/4-10X5.1/4*	5	U01200.075.0525
3/8-16X1.3/4	50	U01200.037.0175	1/2-13X7 Inch*	5	U01200.050.0700	3/4-10X5.1/2	5	U01200.075.0550
3/8-16X2 Inch	25	U01200.037.0200	1/2-13X7.1/2*	5	U01200.050.0750	3/4-10X6 Inch	5	U01200.075.0600
3/8-16X2.1/4	25	U01200.037.0225	1/2-13X8 Inch*	5	U01200.050.0800	3/4-10X6.1/2*	1	U01200.075.0650
3/8-16X2.1/2	25	U01200.037.0250	1/2-13X8.1/2*	5	U01200.050.0850	3/4-10X7 Inch	1	U01200.075.0700
3/8-16X2.3/4	25	U01200.037.0275	1/2-13X9 Inch*	5	U01200.050.0900	3/4-10X7.1/2*	1	U01200.075.0750
3/8-16X3 Inch	25	U01200.037.0300	1/2-13X10 Inch*	5	U01200.050.1000	3/4-10X8 Inch*	1	U01200.075.0800
3/8-16X3.1/4	25	U01200.037.0325	1/2-13X11 Inch*	5	U01200.050.1100	3/4-10X8.1/2*	1	U01200.075.0850
3/8-16X3.1/2	25	U01200.037.0350	1/2-13X12 Inch*	5	U01200.050.1200	3/4-10X9 Inch*	1	U01200.075.0900
3/8-16X3.3/4	25	U01200.037.0375				3/4-10X9.1/2*	1	U01200.075.0950
3/8-16X4 Inch	10	U01200.037.0400	9/16-12X1 Inch ft*	25	U01200.056.0100	3/4-10X10 Inch*	1	U01200.075.1000
3/8-16X4.1/4*	10	U01200.037.0425	9/16-12X1.1/4 ft	25	U01200.056.0125	3/4-10X11 Inch*	1	U01200.075.1100
3/8-16X4.1/2	10	U01200.037.0450	9/16-12X1.1/2*	25	U01200.056.0150	3/4-10X12 Inch*	1	U01200.075.1200
3/8-16X4.3/4*	10	U01200.037.0475	9/16-12X1.3/4*	10	U01200.056.0175	3/4-10X14 Inch*	1	U01200.075.1400
3/8-16X5 Inch	10	U01200.037.0500	9/16-12X2 Inch	10	U01200.056.0200			
3/8-16X5.1/2	10	U01200.037.0550	9/16-12X2.1/4	10	U01200.056.0225	7/8-9X1.1/2 ft*	5	U01200.087.0150

U01200 Hexagon head cap screw UNC / Zeskantbout UNC / Vis à tête hexagonale filetage partiel UNC

d - TPI x L	✉	Art.number	d - TPI x L	✉	Art.number	d - TPI x L	✉	Art.number
7/8-9X1.3/4 ft*	5	U01200.087.0175	1.-8X3.1/2	5	U01200.100.0350			
7/8-9X2 Inch ft	5	U01200.087.0200	1.-8X3.3/4*	5	U01200.100.0375	1.1/4-7X2 Inch ft*	1	U01200.125.0200
7/8-9X2.1/4*	5	U01200.087.0225	1.-8X4 Inch	5	U01200.100.0400	1.1/4-7X2.1/2 ft*	1	U01200.125.0250
7/8-9X2.1/2	5	U01200.087.0250	1.-8X4.1/4*	5	U01200.100.0425	1.1/4-7X3 Inch*	1	U01200.125.0300
7/8-9X2.3/4*	5	U01200.087.0275	1.-8X4.1/2	5	U01200.100.0450	1.1/4-7X3.1/2	1	U01200.125.0350
7/8-9X3 Inch	5	U01200.087.0300	1.-8X5 Inch	5	U01200.100.0500	1.1/4-7X4 Inch*	1	U01200.125.0400
7/8-9X3.1/4*	5	U01200.087.0325	1.-8X5.1/2	5	U01200.100.0550	1.1/4-7X4.1/2*	1	U01200.125.0450
7/8-9X3.1/2	5	U01200.087.0350	1.-8X6 Inch	1	U01200.100.0600	1.1/4-7X5 Inch*	1	U01200.125.0500
7/8-9X3.3/4	5	U01200.087.0375	1.-8X6.1/2	1	U01200.100.0650	1.1/4-7X5.1/2*	1	U01200.125.0550
7/8-9X4 Inch	5	U01200.087.0400	1.-8X7 Inch	1	U01200.100.0700	1.1/4-7X6 Inch	1	U01200.125.0600
7/8-9X4.1/4*	5	U01200.087.0425	1.-8X7.1/2	1	U01200.100.0750	1.1/4-7X6.1/2	1	U01200.125.0650
7/8-9X4.1/2	5	U01200.087.0450	1.-8X8 Inch	1	U01200.100.0800	1.1/4-7X7 Inch*	1	U01200.125.0700
7/8-9X5 Inch	5	U01200.087.0500	1.-8X8.1/2*	1	U01200.100.0850	1.1/4-7X7.1/2*	1	U01200.125.0750
7/8-9X5.1/2	5	U01200.087.0550	1.-8X9 Inch*	1	U01200.100.0900	1.1/4-7X8 Inch*	1	U01200.125.0800
7/8-9X6 Inch*	1	U01200.087.0600	1.-8X9.1/2*	1	U01200.100.0950	1.1/4-7X8.1/2*	1	U01200.125.0850
7/8-9X6.1/2	1	U01200.087.0650	1.-8X10 Inch	1	U01200.100.1000	1.1/4-7X9 Inch*	1	U01200.125.0900
7/8-9X7 Inch	1	U01200.087.0700				1.1/4-7X10 Inch*	1	U01200.125.1000
7/8-9X7.1/2*	1	U01200.087.0750	1.1/8-7X2.1/2 ft*	1	U01200.112.0250	1.1/4-7X12 Inch	1	U01200.125.1200
7/8-9X8 Inch*	1	U01200.087.0800	1.1/8-7X3 Inch*	1	U01200.112.0300	1.1/4-7X14 Inch*	1	U01200.125.1400
7/8-9X8.1/2*	1	U01200.087.0850	1.1/8-7X3.1/2*	1	U01200.112.0350			
7/8-9X9 Inch*	1	U01200.087.0900	1.1/8-7X4 Inch*	1	U01200.112.0400	1.1/2-6X3 Inch ft*	1	U01200.150.0300
7/8-9X9.1/2*	1	U01200.087.0950	1.1/8-7X4.1/2*	1	U01200.112.0450	1.1/2-6X3.1/2*	1	U01200.150.0350
7/8-9X10 Inch*	1	U01200.087.1000	1.1/8-7X5 Inch*	1	U01200.112.0500	1.1/2-6X4 Inch*	1	U01200.150.0400
			1.1/8-7X5.1/2*	1	U01200.112.0550	1.1/2-6X4.1/2*	1	U01200.150.0450
1.-8X1.1/2 ft*	5	U01200.100.0150	1.1/8-7X6 Inch*	1	U01200.112.0600	1.1/2-6X5 Inch*	1	U01200.150.0500
1.-8X1.3/4 ft*	5	U01200.100.0175	1.1/8-7X6.1/2*	1	U01200.112.0650	1.1/2-6X5.1/2*	1	U01200.150.0550
1.-8X2 Inch ft	5	U01200.100.0200	1.1/8-7X7 Inch*	1	U01200.112.0700	1.1/2-6X6 Inch*	1	U01200.150.0600
1.-8X2.1/4 ft*	5	U01200.100.0225	1.1/8-7X7.1/2*	1	U01200.112.0750	1.1/2-6X6.1/2*	1	U01200.150.0650
1.-8X2.1/2*	5	U01200.100.0250	1.1/8-7X8 Inch*	1	U01200.112.0800	1.1/2-6X7 Inch*	1	U01200.150.0700
1.-8X2.3/4	5	U01200.100.0275	1.1/8-7X8.1/2*	1	U01200.112.0850	1.1/2-6X7.1/2*	1	U01200.150.0750
1.-8X3 Inch	5	U01200.100.0300	1.1/8-7X9 Inch*	1	U01200.112.0900	1.1/2-6X8 Inch*	1	U01200.150.0800
1.-8X3.1/4	5	U01200.100.0325	1.1/8-7X10 Inch*	1	U01200.112.1000	1.1/2-6X10 Inch*	1	U01200.150.1000

- ft = fully threaded

U04100 Hexagon head cap screw UNC / Zeskantbout UNC / Vis à tête hexagonale filetage partiel UNC X01A

Thread Unified National Coarse
Material Steel SAE J429
Class Gr.8
Surface treatment Plain



d - TPI x L	✉	Art.number	d - TPI x L	✉	Art.number	d - TPI x L	✉	Art.number
1/4-20X1/2 ft*	100	U04100.025.0050	5/16-18X1.3/4*	50	U04100.031.0175	3/8-16X4.1/4*	10	U04100.037.0425
1/4-20X5/8 ft*	100	U04100.025.0062	5/16-18X2 Inch*	50	U04100.031.0200	3/8-16X4.1/2	10	U04100.037.0450
1/4-20X3/4 ft*	100	U04100.025.0075	5/16-18X2.1/4*	50	U04100.031.0225	3/8-16X4.3/4*	10	U04100.037.0475
1/4-20X7/8*	100	U04100.025.0087	5/16-18X2.3/8*	50	U04100.031.0237	3/8-16X5 Inch*	10	U04100.037.0500
1/4-20X1 Inch*	100	U04100.025.0100	5/16-18X2.1/2*	50	U04100.031.0250	3/8-16X5.1/2*	10	U04100.037.0550
1/4-20X1.1/4*	100	U04100.025.0125	5/16-18X2.3/4*	50	U04100.031.0275	3/8-16X5.3/4*	10	U04100.037.0575
1/4-20X1.3/8*	100	U04100.025.0137	5/16-18X3 Inch*	50	U04100.031.0300	3/8-16X6 Inch*	10	U04100.037.0600
1/4-20X1.1/2*	100	U04100.025.0150	5/16-18X3.1/4*	50	U04100.031.0325	3/8-16X6.1/2*	10	U04100.037.0650
1/4-20X1.5/8*	100	U04100.025.0162	5/16-18X3.1/2*	50	U04100.031.0350	3/8-16X7 Inch*	10	U04100.037.0700
1/4-20X1.3/4*	100	U04100.025.0175	5/16-18X3.3/4*	25	U04100.031.0375	3/8-16X7.1/2*	5	U04100.037.0750
1/4-20X2 Inch*	50	U04100.025.0200	5/16-18X4 Inch*	25	U04100.031.0400	3/8-16X8 Inch*	5	U04100.037.0800
1/4-20X2.1/4*	50	U04100.025.0225	5/16-18X4.1/4*	25	U04100.031.0425	3/8-16X8.1/2*	5	U04100.037.0850
1/4-20X2.1/2*	50	U04100.025.0250	5/16-18X4.1/2*	25	U04100.031.0450	3/8-16X9 Inch*	5	U04100.037.0900
1/4-20X2.3/4*	50	U04100.025.0275	5/16-18X5 Inch*	25	U04100.031.0500	3/8-16X10 Inch*	5	U04100.037.1000
1/4-20X3 Inch*	50	U04100.025.0300	5/16-18X5.1/2*	25	U04100.031.0550	3/8-16X12 Inch*	5	U04100.037.1200
1/4-20X3.1/4*	50	U04100.025.0325	5/16-18X6 Inch*	25	U04100.031.0600			
1/4-20X3.1/2*	50	U04100.025.0350	5/16-18X6.1/2*	10	U04100.031.0650	7/16-14X3/4 ft*	25	U04100.043.0075
1/4-20X3.3/4*	50	U04100.025.0375	5/16-18X7 Inch*	10	U04100.031.0700	7/16-14X7/8 ft*	25	U04100.043.0087
1/4-20X4 Inch*	25	U04100.025.0400	5/16-18X8 Inch*	5	U04100.031.0800	7/16-14X1 Inch ft*	25	U04100.043.0100
1/4-20X4.1/4*	25	U04100.025.0425				7/16-14X1.1/4*	25	U04100.043.0125
1/4-20X4.1/2*	25	U04100.025.0450	3/8-16X1/2 ft*	50	U04100.037.0050	7/16-14X1.3/8*	25	U04100.043.0137
1/4-20X5 Inch*	25	U04100.025.0500	3/8-16X5/8 ft*	50	U04100.037.0062	7/16-14X1.1/2	25	U04100.043.0150
1/4-20X5.1/2*	25	U04100.025.0550	3/8-16X3/4 ft*	50	U04100.037.0075	7/16-14X1.3/4*	25	U04100.043.0175
1/4-20X6 Inch*	25	U04100.025.0600	3/8-16X7/8 ft*	50	U04100.037.0087	7/16-14X2 Inch*	25	U04100.043.0200
1/4-20X6.1/2*	10	U04100.025.0650	3/8-16X1 Inch ft	50	U04100.037.0100	7/16-14X2.1/4	10	U04100.043.0225
1/4-20X7 Inch*	10	U04100.025.0700	3/8-16X1.1/4	50	U04100.037.0125	7/16-14X2.1/2*	10	U04100.043.0250
1/4-20X8 Inch*	5	U04100.025.0800	3/8-16X1.1/2	50	U04100.037.0150	7/16-14X2.3/4*	10	U04100.043.0275
			3/8-16X1.3/4*	50	U04100.037.0175	7/16-14X3 Inch*	10	U04100.043.0300
5/16-18X1/2 ft*	100	U04100.031.0050	3/8-16X2 Inch	25	U04100.037.0200	7/16-14X3.1/4*	10	U04100.043.0325
5/16-18X5/8 ft*	100	U04100.031.0062	3/8-16X2.1/4*	25	U04100.037.0225	7/16-14X3.1/2*	10	U04100.043.0350
5/16-18X3/4 ft	100	U04100.031.0075	3/8-16X2.1/2*	25	U04100.037.0250	7/16-14X3.3/4*	10	U04100.043.0375
5/16-18X7/8 ft*	100	U04100.031.0087	3/8-16X2.3/4*	25	U04100.037.0275	7/16-14X4 Inch*	10	U04100.043.0400
5/16-18X1 Inch*	100	U04100.031.0100	3/8-16X3 Inch*	25	U04100.037.0300	7/16-14X4.1/2*	10	U04100.043.0450
5/16-18X1.1/4*	100	U04100.031.0125	3/8-16X3.1/4*	25	U04100.037.0325	7/16-14X5 Inch*	10	U04100.043.0500
5/16-18X1.3/8*	100	U04100.031.0137	3/8-16X3.1/2*	25	U04100.037.0350	7/16-14X5.1/2*	10	U04100.043.0550
5/16-18X1.1/2*	100	U04100.031.0150	3/8-16X3.3/4*	25	U04100.037.0375	7/16-14X6 Inch*	5	U04100.043.0600
5/16-18X1.5/8*	100	U04100.031.0162	3/8-16X4 Inch*	10	U04100.037.0400	7/16-14X6.1/2*	5	U04100.043.0650

FABORY

1

U04100 Hexagon head cap screw UNC / Zeskantbout UNC / Vis à tête hexagonale filetage partiel UNC ←

d - TPI x L	✉	Art.number	d - TPI x L	✉	Art.number	d - TPI x L	✉	Art.number
7/16-14X7 Inch*	5	U04100.043.0700	5/8-11X5 Inch*	5	U04100.062.0500	1.-8X1.1/2 ft*	5	U04100.100.0150
7/16-14X8 Inch*	5	U04100.043.0800	5/8-11X5.1/2*	5	U04100.062.0550	1.-8X1.3/4 ft*	5	U04100.100.0175
7/16-14X9 Inch*	5	U04100.043.0900	5/8-11X6 Inch	5	U04100.062.0600	1.-8X2 Inch ft*	5	U04100.100.0200
7/16-14X10 Inch*	5	U04100.043.1000	5/8-11X6.1/2*	5	U04100.062.0650	1.-8X2.1/4 ft*	5	U04100.100.0225
7/16-14X12 Inch*	5	U04100.043.1200	5/8-11X7 Inch*	5	U04100.062.0700	1.-8X2.1/2*	5	U04100.100.0250
			5/8-11X7.1/2*	5	U04100.062.0750	1.-8X2.3/4*	5	U04100.100.0275
1/2-13X3/4 ft*	25	U04100.050.0075	5/8-11X8 Inch*	5	U04100.062.0800	1.-8X3 Inch*	5	U04100.100.0300
1/2-13X1 Inch ft*	25	U04100.050.0100	5/8-11X8.1/2*	5	U04100.062.0850	1.-8X3.1/4*	5	U04100.100.0325
1/2-13X1.1/4 ft	25	U04100.050.0125	5/8-11X9 Inch*	5	U04100.062.0900	1.-8X3.1/2*	5	U04100.100.0350
1/2-13X1.1/2	25	U04100.050.0150	5/8-11X9.1/2*	5	U04100.062.0950	1.-8X3.3/4*	5	U04100.100.0375
1/2-13X1.3/4*	25	U04100.050.0175	5/8-11X10 Inch*	5	U04100.062.1000	1.-8X4 Inch*	5	U04100.100.0400
1/2-13X2 Inch*	10	U04100.050.0200	5/8-11X11 Inch*	5	U04100.062.1100	1.-8X4.1/4*	5	U04100.100.0425
1/2-13X2.1/4	10	U04100.050.0225	5/8-11X12 Inch*	5	U04100.062.1200	1.-8X4.1/2*	5	U04100.100.0450
1/2-13X2.1/2	10	U04100.050.0250	5/8-11X14 Inch*	1	U04100.062.1400	1.-8X5 Inch*	5	U04100.100.0500
1/2-13X2.3/4*	10	U04100.050.0275				1.-8X5.1/2*	5	U04100.100.0550
1/2-13X3 Inch	10	U04100.050.0300	3/4-10X1 Inch ft*	10	U04100.075.0100	1.-8X6 Inch*	1	U04100.100.0600
1/2-13X3.1/4*	10	U04100.050.0325	3/4-10X1.1/4 ft*	10	U04100.075.0125	1.-8X6.1/2*	1	U04100.100.0650
1/2-13X3.1/2*	10	U04100.050.0350	3/4-10X1.1/2 ft*	10	U04100.075.0150	1.-8X7 Inch*	1	U04100.100.0700
1/2-13X3.3/4*	10	U04100.050.0375	3/4-10X1.3/4 ft*	10	U04100.075.0175	1.-8X7.1/2*	1	U04100.100.0750
1/2-13X4 Inch*	5	U04100.050.0400	3/4-10X2 Inch*	5	U04100.075.0200	1.-8X8 Inch*	1	U04100.100.0800
1/2-13X4.1/4*	5	U04100.050.0425	3/4-10X2.1/4*	5	U04100.075.0225	1.-8X8.1/2*	1	U04100.100.0850
1/2-13X4.1/2*	5	U04100.050.0450	3/4-10X2.1/2*	5	U04100.075.0250	1.-8X9 Inch*	1	U04100.100.0900
1/2-13X4.3/4*	5	U04100.050.0475	3/4-10X2.3/4*	5	U04100.075.0275	1.-8X9.1/2*	1	U04100.100.0950
1/2-13X5 Inch*	5	U04100.050.0500	3/4-10X3 Inch*	5	U04100.075.0300	1.-8X10 Inch*	1	U04100.100.1000
1/2-13X5.1/4*	5	U04100.050.0525	3/4-10X3.1/4*	5	U04100.075.0325	1.-8X12 Inch*	1	U04100.100.1200
1/2-13X5.1/2*	5	U04100.050.0550	3/4-10X3.1/2*	5	U04100.075.0350			
1/2-13X5.3/4*	5	U04100.050.0575	3/4-10X3.3/4*	5	U04100.075.0375	1.1/8-7X2.1/2 ft*	1	U04100.112.0250
1/2-13X6 Inch*	5	U04100.050.0600	3/4-10X4 Inch*	5	U04100.075.0400	1.1/8-7X3 Inch*	1	U04100.112.0300
1/2-13X6.1/2	5	U04100.050.0650	3/4-10X4.1/4*	5	U04100.075.0425	1.1/8-7X3.1/2*	1	U04100.112.0350
1/2-13X7 Inch*	5	U04100.050.0700	3/4-10X4.1/2*	5	U04100.075.0450	1.1/8-7X4 Inch*	1	U04100.112.0400
1/2-13X7.1/2*	5	U04100.050.0750	3/4-10X4.3/4*	5	U04100.075.0475	1.1/8-7X4.1/2*	1	U04100.112.0450
1/2-13X8 Inch*	5	U04100.050.0800	3/4-10X5 Inch*	5	U04100.075.0500	1.1/8-7X5 Inch*	1	U04100.112.0500
1/2-13X8.1/2*	5	U04100.050.0850	3/4-10X5.1/4*	5	U04100.075.0525	1.1/8-7X5.1/2*	1	U04100.112.0550
1/2-13X9 Inch*	5	U04100.050.0900	3/4-10X5.1/2*	5	U04100.075.0550	1.1/8-7X6 Inch*	1	U04100.112.0600
1/2-13X9.1/2*	5	U04100.050.0950	3/4-10X6 Inch*	5	U04100.075.0600	1.1/8-7X6.1/2*	1	U04100.112.0650
1/2-13X10 Inch*	5	U04100.050.1000	3/4-10X6.1/2*	1	U04100.075.0650	1.1/8-7X7 Inch*	1	U04100.112.0700
1/2-13X11 Inch*	5	U04100.050.1100	3/4-10X7 Inch*	1	U04100.075.0700	1.1/8-7X7.1/2*	1	U04100.112.0750
1/2-13X12 Inch*	5	U04100.050.1200	3/4-10X7.1/2*	1	U04100.075.0750	1.1/8-7X8 Inch*	1	U04100.112.0800
1/2-13X14 Inch*	1	U04100.050.1400	3/4-10X8 Inch*	1	U04100.075.0800	1.1/8-7X8.1/2*	1	U04100.112.0850
			3/4-10X8.1/2*	1	U04100.075.0850	1.1/8-7X9 Inch*	1	U04100.112.0900
9/16-12X1 Inch ft*	25	U04100.056.0100	3/4-10X9 Inch*	1	U04100.075.0900	1.1/8-7X10 Inch*	1	U04100.112.1000
9/16-12X1.1/4 ft*	25	U04100.056.0125	3/4-10X9.1/2*	1	U04100.075.0950			
9/16-12X1.1/2*	25	U04100.056.0150	3/4-10X10 Inch*	1	U04100.075.1000	1.1/4-7X2.1/2 ft*	1	U04100.125.0250
9/16-12X1.3/4*	10	U04100.056.0175	3/4-10X11 Inch*	1	U04100.075.1100	1.1/4-7X3 Inch*	1	U04100.125.0300
9/16-12X2 Inch*	10	U04100.056.0200	3/4-10X12 Inch*	1	U04100.075.1200	1.1/4-7X3.1/2*	1	U04100.125.0350
9/16-12X2.1/4*	10	U04100.056.0225	3/4-10X13 Inch*	1	U04100.075.1300	1.1/4-7X4 Inch*	1	U04100.125.0400
9/16-12X2.1/2*	10	U04100.056.0250	3/4-10X14 Inch*	1	U04100.075.1400	1.1/4-7X4.1/2*	1	U04100.125.0450
9/16-12X2.3/4*	10	U04100.056.0275				1.1/4-7X5 Inch*	1	U04100.125.0500
9/16-12X3 Inch*	10	U04100.056.0300	7/8-9X1.1/2 ft*	5	U04100.087.0150	1.1/4-7X5.1/2*	1	U04100.125.0550
9/16-12X3.1/4*	10	U04100.056.0325	7/8-9X1.3/4 ft*	5	U04100.087.0175	1.1/4-7X6 Inch*	1	U04100.125.0600
9/16-12X3.1/2*	10	U04100.056.0350	7/8-9X2 Inch ft*	5	U04100.087.0200	1.1/4-7X6.1/2*	1	U04100.125.0650
9/16-12X3.3/4*	10	U04100.056.0375	7/8-9X2.1/4*	5	U04100.087.0225	1.1/4-7X7 Inch*	1	U04100.125.0700
9/16-12X4 Inch*	5	U04100.056.0400	7/8-9X2.1/2*	5	U04100.087.0250	1.1/4-7X7.1/2*	1	U04100.125.0750
9/16-12X4.1/2*	5	U04100.056.0450	7/8-9X2.3/4*	5	U04100.087.0275	1.1/4-7X8 Inch	1	U04100.125.0800
9/16-12X5 Inch*	5	U04100.056.0500	7/8-9X3 Inch*	5	U04100.087.0300	1.1/4-7X8.1/2*	1	U04100.125.0850
9/16-12X5.1/2*	5	U04100.056.0550	7/8-9X3.1/4*	5	U04100.087.0325	1.1/4-7X9 Inch*	1	U04100.125.0900
9/16-12X6 Inch*	5	U04100.056.0600	7/8-9X3.1/2*	5	U04100.087.0350	1.1/4-7X10 Inch*	1	U04100.125.1000
			7/8-9X3.3/4*	5	U04100.087.0375	1.1/4-7X12 Inch*	1	U04100.125.1200
5/8-11X1 Inch ft*	10	U04100.062.0100	7/8-9X4 Inch*	5	U04100.087.0400	1.1/4-7X14 Inch*	1	U04100.125.1400
5/8-11X1.1/4 ft*	10	U04100.062.0125	7/8-9X4.1/4*	5	U04100.087.0425			
5/8-11X1.1/2 ft	10	U04100.062.0150	7/8-9X4.1/2*	5	U04100.087.0450	1.1/2-6X3 Inch ft*	1	U04100.150.0300
5/8-11X1.3/4*	10	U04100.062.0175	7/8-9X5 Inch*	5	U04100.087.0500	1.1/2-6X3.1/2*	1	U04100.150.0350
5/8-11X2 Inch*	5	U04100.062.0200	7/8-9X5.1/2*	5	U04100.087.0550	1.1/2-6X4 Inch*	1	U04100.150.0400
5/8-11X2.1/4	5	U04100.062.0225	7/8-9X6 Inch*	1	U04100.087.0600	1.1/2-6X4.1/2*	1	U04100.150.0450
5/8-11X2.1/2*	5	U04100.062.0250	7/8-9X6.1/2*	1	U04100.087.0650	1.1/2-6X5 Inch*	1	U04100.150.0500
5/8-11X2.3/4*	5	U04100.062.0275	7/8-9X7 Inch*	1	U04100.087.0700	1.1/2-6X5.1/2*	1	U04100.150.0550
5/8-11X3 Inch*	5	U04100.062.0300	7/8-9X7.1/2*	1	U04100.087.0750	1.1/2-6X6 Inch*	1	U04100.150.0600
5/8-11X3.1/4*	5	U04100.062.0325	7/8-9X8 Inch*	1	U04100.087.0800	1.1/2-6X6.1/2*	1	U04100.150.0650
5/8-11X3.1/2*	5	U04100.062.0350	7/8-9X8.1/2*	1	U04100.087.0850	1.1/2-6X7 Inch*	1	U04100.150.0700
5/8-11X3.3/4*	5	U04100.062.0375	7/8-9X9 Inch*	1	U04100.087.0900	1.1/2-6X7.1/2*	1	U04100.150.0750
5/8-11X4 Inch*	5	U04100.062.0400	7/8-9X9.1/2*	1	U04100.087.0950	1.1/2-6X8 Inch*	1	U04100.150.0800
5/8-11X4.1/4*	5	U04100.062.0425	7/8-9X10 Inch*	1	U04100.087.1000	1.1/2-6X8.1/2*	1	U04100.150.0850
5/8-11X4.1/2*	5	U04100.062.0450	7/8-9X11 Inch*	1	U04100.087.1100	1.1/2-6X9 Inch*	1	U04100.150.0900
5/8-11X4.3/4*	5	U04100.062.0475				1.1/2-6X10 Inch*	1	U04100.150.1000

- Warning: electroplating of these products may cause hydrogen embrittlement
- ft = fully threaded

U51000 Hexagon head cap screw UNC / Zeskantbout UNC / Vis à tête hexagonale filetage partiel UNC X15A

Thread Unified National Coarse
Material Stainless steel ASTM F593 304
Class CW1 / CW2



d - TPI x L	✉	Art.number	d - TPI x L	✉	Art.number	d - TPI x L	✉	Art.number
1/4-20X1/2 ft	100	U51000.025.0050	3/8-16X6.1/2*	5	U51000.037.0650	5/8-11X2.1/4	5	U51000.062.0225
1/4-20X5/8 ft	100	U51000.025.0062	3/8-16X7 Inch*	5	U51000.037.0700	5/8-11X2.1/2	5	U51000.062.0250
1/4-20X3/4 ft	100	U51000.025.0075	3/8-16X7.1/2*	5	U51000.037.0750	5/8-11X2.3/4	5	U51000.062.0275
1/4-20X7/8*	100	U51000.025.0087	3/8-16X8 Inch*	5	U51000.037.0800	5/8-11X3 Inch	5	U51000.062.0300
1/4-20X1 Inch	100	U51000.025.0100				5/8-11X3.1/4	5	U51000.062.0325
1/4-20X1.1/4	100	U51000.025.0125	7/16-14X3/4 ft*	25	U51000.043.0075	5/8-11X3.1/2*	5	U51000.062.0350
1/4-20X1.3/8*	100	U51000.025.0137	7/16-14X7/8 ft*	25	U51000.043.0087	5/8-11X3.3/4*	5	U51000.062.0375
1/4-20X1.1/2	100	U51000.025.0150	7/16-14X1 Inch ft	25	U51000.043.0100	5/8-11X4 Inch	5	U51000.062.0400
1/4-20X1.3/4*	100	U51000.025.0175	7/16-14X1.1/4*	25	U51000.043.0125	5/8-11X4.1/4*	5	U51000.062.0425
1/4-20X2 Inch	50	U51000.025.0200	7/16-14X1.1/2	25	U51000.043.0150	5/8-11X4.1/2	5	U51000.062.0450
1/4-20X2.1/4	50	U51000.025.0225	7/16-14X1.3/4*	10	U51000.043.0175	5/8-11X4.3/4*	5	U51000.062.0475
1/4-20X2.1/2	50	U51000.025.0250	7/16-14X2 Inch*	10	U51000.043.0200	5/8-11X5 Inch	5	U51000.062.0500
1/4-20X2.3/4	50	U51000.025.0275	7/16-14X2.1/4	10	U51000.043.0225	5/8-11X5.1/2	5	U51000.062.0550
1/4-20X3 Inch*	25	U51000.025.0300	7/16-14X2.1/2*	10	U51000.043.0250	5/8-11X6 Inch	5	U51000.062.0600
1/4-20X3.1/4*	25	U51000.025.0325	7/16-14X2.3/4*	10	U51000.043.0275	5/8-11X6.1/2	5	U51000.062.0650
1/4-20X3.1/2	25	U51000.025.0350	7/16-14X3 Inch*	10	U51000.043.0300	5/8-11X7 Inch*	5	U51000.062.0700
1/4-20X3.3/4	25	U51000.025.0375	7/16-14X3.1/2*	5	U51000.043.0350	5/8-11X7.1/2*	5	U51000.062.0750
1/4-20X4 Inch*	25	U51000.025.0400	7/16-14X4 Inch*	5	U51000.043.0400	5/8-11X8 Inch*	5	U51000.062.0800
1/4-20X4.1/4*	25	U51000.025.0425	7/16-14X4.1/2*	5	U51000.043.0450	5/8-11X8.1/2*	1	U51000.062.0850
1/4-20X4.1/2*	25	U51000.025.0450	7/16-14X5 Inch*	5	U51000.043.0500	5/8-11X9 Inch	1	U51000.062.0900
1/4-20X5 Inch*	25	U51000.025.0500	7/16-14X6 Inch*	5	U51000.043.0600	5/8-11X9.1/2*	1	U51000.062.0950
1/4-20X5.1/2*	10	U51000.025.0550	7/16-14X7 Inch*	5	U51000.043.0700	5/8-11X10 Inch*	1	U51000.062.1000
1/4-20X6 Inch*	10	U51000.025.0600	7/16-14X8 Inch*	5	U51000.043.0800	5/8-11X11 Inch*	1	U51000.062.1100
1/4-20X6.1/2*	5	U51000.025.0650				5/8-11X12 Inch*	1	U51000.062.1200
1/4-20X7 Inch*	5	U51000.025.0700	1/2-13X3/4 ft*	10	U51000.050.0075			
1/4-20X8 Inch*	5	U51000.025.0800	1/2-13X7/8 ft*	10	U51000.050.0087	3/4-10X1 Inch ft*	5	U51000.075.0100
			1/2-13X1 Inch ft	10	U51000.050.0100	3/4-10X1.1/4 ft*	5	U51000.075.0125
5/16-18X1/2 ft*	100	U51000.031.0050	1/2-13X1.1/4 ft	10	U51000.050.0125	3/4-10X1.1/2 ft	5	U51000.075.0150
5/16-18X5/8 ft	100	U51000.031.0062	1/2-13X1.1/2	10	U51000.050.0150	3/4-10X1.3/4 ft*	5	U51000.075.0175
5/16-18X3/4 ft	100	U51000.031.0075	1/2-13X1.3/4	10	U51000.050.0175	3/4-10X2 Inch	5	U51000.075.0200
5/16-18X7/8 ft*	50	U51000.031.0087	1/2-13X2 Inch	10	U51000.050.0200	3/4-10X2.1/4	5	U51000.075.0225
5/16-18X1 Inch	50	U51000.031.0100	1/2-13X2.1/4	10	U51000.050.0225	3/4-10X2.1/2	5	U51000.075.0250
5/16-18X1.1/4	50	U51000.031.0125	1/2-13X2.1/2	10	U51000.050.0250	3/4-10X2.3/4	5	U51000.075.0275
5/16-18X1.3/8*	50	U51000.031.0137	1/2-13X2.3/4	10	U51000.050.0275	3/4-10X3 Inch*	5	U51000.075.0300
5/16-18X1.1/2	50	U51000.031.0150	1/2-13X3 Inch	5	U51000.050.0300	3/4-10X3.1/4	5	U51000.075.0325
5/16-18X1.3/4*	50	U51000.031.0175	1/2-13X3.1/4*	5	U51000.050.0325	3/4-10X3.1/2*	5	U51000.075.0350
5/16-18X2 Inch	50	U51000.031.0200	1/2-13X3.1/2*	5	U51000.050.0350	3/4-10X3.3/4*	5	U51000.075.0375
5/16-18X2.1/4*	25	U51000.031.0225	1/2-13X3.3/4	5	U51000.050.0375	3/4-10X4 Inch*	5	U51000.075.0400
5/16-18X2.1/2	25	U51000.031.0250	1/2-13X4 Inch*	5	U51000.050.0400	3/4-10X4.1/4*	5	U51000.075.0425
5/16-18X2.3/4*	25	U51000.031.0275	1/2-13X4.1/4*	5	U51000.050.0425	3/4-10X4.1/2*	5	U51000.075.0450
5/16-18X3 Inch	25	U51000.031.0300	1/2-13X4.1/2	5	U51000.050.0450	3/4-10X4.3/4*	5	U51000.075.0475
5/16-18X3.1/4*	25	U51000.031.0325	1/2-13X4.3/4*	5	U51000.050.0475	3/4-10X5 Inch*	5	U51000.075.0500
5/16-18X3.1/2*	25	U51000.031.0350	1/2-13X5 Inch*	5	U51000.050.0500	3/4-10X5.1/2*	5	U51000.075.0550
5/16-18X3.3/4*	25	U51000.031.0375	1/2-13X5.1/2*	5	U51000.050.0550	3/4-10X6 Inch*	5	U51000.075.0600
5/16-18X4 Inch*	10	U51000.031.0400	1/2-13X6 Inch*	5	U51000.050.0600	3/4-10X6.1/2*	5	U51000.075.0650
5/16-18X4.1/2*	10	U51000.031.0450	1/2-13X6.1/2*	5	U51000.050.0650	3/4-10X7 Inch*	5	U51000.075.0700
5/16-18X5 Inch	10	U51000.031.0500	1/2-13X7 Inch*	5	U51000.050.0700	3/4-10X7.1/2*	5	U51000.075.0750
5/16-18X5.1/2*	10	U51000.031.0550	1/2-13X7.1/2*	5	U51000.050.0750	3/4-10X8 Inch	5	U51000.075.0800
5/16-18X6 Inch*	10	U51000.031.0600	1/2-13X8 Inch*	5	U51000.050.0800			
5/16-18X7 Inch*	5	U51000.031.0700	1/2-13X8.1/2*	1	U51000.050.0850	7/8-9X1.1/2 ft	5	U51000.087.0150
			1/2-13X9 Inch*	1	U51000.050.0900	7/8-9X1.3/4 ft*	5	U51000.087.0175
3/8-16X1/2 ft*	50	U51000.037.0050	1/2-13X10 Inch*	1	U51000.050.1000	7/8-9X2 Inch ft	5	U51000.087.0200
3/8-16X5/8 ft*	50	U51000.037.0062	1/2-13X11 Inch*	1	U51000.050.1100	7/8-9X2.1/4*	5	U51000.087.0225
3/8-16X3/4 ft	50	U51000.037.0075	1/2-13X12 Inch*	1	U51000.050.1200	7/8-9X2.1/2*	5	U51000.087.0250
3/8-16X7/8 ft	50	U51000.037.0087				7/8-9X2.3/4*	5	U51000.087.0275
3/8-16X1 Inch ft	50	U51000.037.0100	9/16-12X1.1/2*	10	U51000.056.0150	7/8-9X3 Inch	5	U51000.087.0300
3/8-16X1.1/8*	25	U51000.037.0112	9/16-12X1.3/4	10	U51000.056.0175	7/8-9X3.1/4*	5	U51000.087.0325
3/8-16X1.1/4	50	U51000.037.0125	9/16-12X2 Inch*	5	U51000.056.0200	7/8-9X3.1/2*	5	U51000.087.0350
3/8-16X1.1/2	25	U51000.037.0150	9/16-12X2.1/4*	5	U51000.056.0225	7/8-9X3.3/4*	5	U51000.087.0375
3/8-16X1.3/4	25	U51000.037.0175	9/16-12X2.1/2*	5	U51000.056.0250	7/8-9X4 Inch*	5	U51000.087.0400
3/8-16X2 Inch	25	U51000.037.0200	9/16-12X2.3/4*	5	U51000.056.0275	7/8-9X4.1/4*	5	U51000.087.0425
3/8-16X2.1/4	25	U51000.037.0225	9/16-12X3 Inch*	5	U51000.056.0300	7/8-9X4.1/2*	5	U51000.087.0450
3/8-16X2.1/2	25	U51000.037.0250	9/16-12X3.1/4*	5	U51000.056.0325	7/8-9X5 Inch*	5	U51000.087.0500
3/8-16X2.3/4*	25	U51000.037.0275	9/16-12X3.1/2*	5	U51000.056.0350	7/8-9X5.1/2*	5	U51000.087.0550
3/8-16X3 Inch	10	U51000.037.0300	9/16-12X3.3/4*	5	U51000.056.0375	7/8-9X6 Inch*	5	U51000.087.0600
3/8-16X3.1/4	10	U51000.037.0325	9/16-12X4 Inch*	5	U51000.056.0400	7/8-9X6.1/2*	5	U51000.087.0650
3/8-16X3.1/2*	10	U51000.037.0350	9/16-12X4.1/2*	5	U51000.056.0450	7/8-9X7 Inch*	5	U51000.087.0700
3/8-16X3.3/4	10	U51000.037.0375	9/16-12X5 Inch*	5	U51000.056.0500	7/8-9X7.1/2*	1	U51000.087.0750
3/8-16X4 Inch*	10	U51000.037.0400	9/16-12X5.1/2*	5	U51000.056.0550	7/8-9X8 Inch*	1	U51000.087.0800
3/8-16X4.1/4*	10	U51000.037.0425	9/16-12X6 Inch*	5	U51000.056.0600	7/8-9X9 Inch*	1	U51000.087.0900
3/8-16X4.1/2	10	U51000.037.0450				7/8-9X10 Inch*	1	U51000.087.1000
3/8-16X4.3/4*	10	U51000.037.0475	5/8-11X1 Inch ft	10	U51000.062.0100			
3/8-16X5 Inch*	10	U51000.037.0500	5/8-11X1.1/4 ft	10	U51000.062.0125	1.-8X2 Inch ft*	5	U51000.100.0200
3/8-16X5.1/2*	10	U51000.037.0550	5/8-11X1.1/2 ft	10	U51000.062.0150	1.-8X2.1/4 ft*	5	U51000.100.0225
3/8-16X5.3/4*	10	U51000.037.0575	5/8-11X1.3/4	10	U51000.062.0175	1.-8X2.1/2*	5	U51000.100.0250
3/8-16X6 Inch*	10	U51000.037.0600	5/8-11X2 Inch	5	U51000.062.0200	1.-8X2.3/4	5	U51000.100.0275

U51000 Hexagon head cap screw UNC / Zeskantbout UNC / Vis à tête hexagonale filetage partiel UNC ←

d - TPI x L	✉	Art.number	d - TPI x L	✉	Art.number	d - TPI x L	✉	Art.number
1.-8X3 Inch*	5	U51000.100.0300	1.-8X8 Inch*	1	U51000.100.0800	1.1/8-7X8 Inch*	1	U51000.112.0800
1.-8X3.1/4*	5	U51000.100.0325	1.-8X9 Inch*	1	U51000.100.0900			
1.-8X3.1/2*	5	U51000.100.0350	1.-8X10 Inch*	1	U51000.100.1000	1.1/4-7X2.1/2 ft*	1	U51000.125.0250
1.-8X4 Inch	5	U51000.100.0400				1.1/4-7X3 Inch*	1	U51000.125.0300
1.-8X4.1/4*	5	U51000.100.0425	1.1/8-7X2.1/2 ft*	1	U51000.112.0250	1.1/4-7X4 Inch*	1	U51000.125.0400
1.-8X4.1/2*	5	U51000.100.0450	1.1/8-7X3 Inch*	1	U51000.112.0300	1.1/4-7X5 Inch*	1	U51000.125.0500
1.-8X5 Inch*	5	U51000.100.0500	1.1/8-7X3.1/2*	1	U51000.112.0350	1.1/4-7X6 Inch*	1	U51000.125.0600
1.-8X5.1/2	5	U51000.100.0550	1.1/8-7X4 Inch*	1	U51000.112.0400	1.1/4-7X7 Inch*	1	U51000.125.0700
1.-8X6 Inch	5	U51000.100.0600	1.1/8-7X5 Inch*	1	U51000.112.0500	1.1/4-7X8 Inch*	1	U51000.125.0800
1.-8X6.1/2*	1	U51000.100.0650	1.1/8-7X6 Inch*	1	U51000.112.0600	1.1/4-7X9 Inch*	1	U51000.125.0900
1.-8X7 Inch*	1	U51000.100.0700	1.1/8-7X7 Inch*	1	U51000.112.0700			

- ft = fully threaded

U55000 Hexagon head cap screw UNC / Zeskantbout UNC / Vis à tête hexagonale filetage partiel UNC X15A

Thread Unified National Coarse
Material Stainless steel ASTM F593 316
Class CW1 / CW2



d - TPI x L	✉	Art.number	d - TPI x L	✉	Art.number	d - TPI x L	✉	Art.number
1/4-20X1/2 ft*	100	U55000.025.0050	3/8-16X3.3/4*	10	U55000.037.0375	5/8-11X2 Inch	5	U55000.062.0200
1/4-20X5/8 ft	100	U55000.025.0062	3/8-16X4 Inch*	10	U55000.037.0400	5/8-11X2.1/4	5	U55000.062.0225
1/4-20X3/4 ft	100	U55000.025.0075	3/8-16X4.1/4*	10	U55000.037.0425	5/8-11X2.1/2	5	U55000.062.0250
1/4-20X7/8*	100	U55000.025.0087	3/8-16X4.1/2	10	U55000.037.0450	5/8-11X2.3/4*	5	U55000.062.0275
1/4-20X1 Inch	100	U55000.025.0100	3/8-16X4.3/4*	10	U55000.037.0475	5/8-11X3 Inch	5	U55000.062.0300
1/4-20X1.1/4*	100	U55000.025.0125	3/8-16X5 Inch	10	U55000.037.0500	5/8-11X3.1/4	5	U55000.062.0325
1/4-20X1.3/8*	100	U55000.025.0137	3/8-16X5.1/2*	10	U55000.037.0550	5/8-11X3.1/2*	5	U55000.062.0350
1/4-20X1.1/2	100	U55000.025.0150	3/8-16X5.3/4*	10	U55000.037.0575	5/8-11X3.3/4*	5	U55000.062.0375
1/4-20X1.3/4	100	U55000.025.0175	3/8-16X6 Inch*	10	U55000.037.0600	5/8-11X4 Inch	5	U55000.062.0400
1/4-20X1.7/8*	10	U55000.025.0187	3/8-16X6.1/2*	5	U55000.037.0650	5/8-11X4.1/4*	5	U55000.062.0425
1/4-20X2 Inch	50	U55000.025.0200	3/8-16X7 Inch*	5	U55000.037.0700	5/8-11X4.1/2*	5	U55000.062.0450
1/4-20X2.1/4*	50	U55000.025.0225	3/8-16X7.1/2*	5	U55000.037.0750	5/8-11X4.3/4*	5	U55000.062.0475
1/4-20X2.1/2	50	U55000.025.0250	3/8-16X8 Inch*	5	U55000.037.0800	5/8-11X5 Inch*	5	U55000.062.0500
1/4-20X2.3/4*	50	U55000.025.0275				5/8-11X5.1/2*	5	U55000.062.0550
1/4-20X3 Inch*	25	U55000.025.0300	7/16-14X1 Inch ft*	25	U55000.043.0100	5/8-11X6 Inch	5	U55000.062.0600
1/4-20X3.1/4*	25	U55000.025.0325	7/16-14X1.1/4*	25	U55000.043.0125	5/8-11X6.1/2*	5	U55000.062.0650
1/4-20X3.1/2	25	U55000.025.0350	7/16-14X1.1/2*	25	U55000.043.0150	5/8-11X7 Inch	5	U55000.062.0700
1/4-20X3.3/4*	25	U55000.025.0375	7/16-14X2 Inch*	10	U55000.043.0200	5/8-11X7.1/2*	5	U55000.062.0750
1/4-20X4 Inch*	25	U55000.025.0400	7/16-14X2.1/2*	10	U55000.043.0250	5/8-11X8 Inch*	5	U55000.062.0800
1/4-20X4.1/4*	25	U55000.025.0425	7/16-14X3 Inch*	10	U55000.043.0300	5/8-11X8.1/2*	1	U55000.062.0850
1/4-20X4.1/2*	25	U55000.025.0450	7/16-14X3.1/2*	5	U55000.043.0350	5/8-11X9 Inch*	1	U55000.062.0900
1/4-20X5 Inch*	25	U55000.025.0500	7/16-14X4 Inch*	5	U55000.043.0400	5/8-11X9.1/2*	1	U55000.062.0950
1/4-20X5.1/2*	10	U55000.025.0550				5/8-11X10 Inch*	1	U55000.062.1000
1/4-20X6 Inch*	10	U55000.025.0600	1/2-13X3/4 ft*	10	U55000.050.0075	5/8-11X11 Inch*	1	U55000.062.1100
			1/2-13X7/8 ft*	10	U55000.050.0087	5/8-11X12 Inch*	1	U55000.062.1200
5/16-18X1/2 ft*	100	U55000.031.0050	1/2-13X1 Inch ft	10	U55000.050.0100			
5/16-18X5/8 ft	100	U55000.031.0062	1/2-13X1.1/4 ft	10	U55000.050.0125	3/4-10X1.1/4 ft*	5	U55000.075.0125
5/16-18X3/4 ft	100	U55000.031.0075	1/2-13X1.1/2	10	U55000.050.0150	3/4-10X1.1/2 ft	5	U55000.075.0150
5/16-18X7/8 ft*	50	U55000.031.0087	1/2-13X1.3/4*	10	U55000.050.0175	3/4-10X1.3/4 ft*	5	U55000.075.0175
5/16-18X1 Inch	50	U55000.031.0100	1/2-13X2 Inch	10	U55000.050.0200	3/4-10X2 Inch	5	U55000.075.0200
5/16-18X1.1/4	50	U55000.031.0125	1/2-13X2.1/4*	10	U55000.050.0225	3/4-10X2.1/4*	5	U55000.075.0225
5/16-18X1.1/2	50	U55000.031.0150	1/2-13X2.1/2	10	U55000.050.0250	3/4-10X2.1/2	5	U55000.075.0250
5/16-18X1.3/4	50	U55000.031.0175	1/2-13X2.3/4	10	U55000.050.0275	3/4-10X2.3/4	5	U55000.075.0275
5/16-18X2 Inch	50	U55000.031.0200	1/2-13X3 Inch	5	U55000.050.0300	3/4-10X3 Inch	5	U55000.075.0300
5/16-18X2.1/4	25	U55000.031.0225	1/2-13X3.1/4*	5	U55000.050.0325	3/4-10X3.1/4*	5	U55000.075.0325
5/16-18X2.1/2	25	U55000.031.0250	1/2-13X3.1/2	5	U55000.050.0350	3/4-10X3.1/2*	5	U55000.075.0350
5/16-18X2.3/4*	25	U55000.031.0275	1/2-13X3.3/4*	5	U55000.050.0375	3/4-10X3.3/4*	5	U55000.075.0375
5/16-18X3 Inch	25	U55000.031.0300	1/2-13X4 Inch	5	U55000.050.0400	3/4-10X4 Inch	5	U55000.075.0400
5/16-18X3.1/2	25	U55000.031.0350	1/2-13X4.1/4*	5	U55000.050.0425	3/4-10X4.1/4*	5	U55000.075.0425
5/16-18X4 Inch*	10	U55000.031.0400	1/2-13X4.1/2*	5	U55000.050.0450	3/4-10X4.1/2	5	U55000.075.0450
5/16-18X5 Inch*	10	U55000.031.0500	1/2-13X4.3/4*	5	U55000.050.0475	3/4-10X4.3/4*	5	U55000.075.0475
5/16-18X6 Inch*	10	U55000.031.0600	1/2-13X5 Inch*	5	U55000.050.0500	3/4-10X5 Inch*	5	U55000.075.0500
			1/2-13X5.1/2*	5	U55000.050.0550	3/4-10X5.1/2*	5	U55000.075.0550
3/8-16X1/2 ft*	50	U55000.037.0050	1/2-13X6 Inch*	5	U55000.050.0600	3/4-10X6 Inch*	5	U55000.075.0600
3/8-16X5/8 ft*	50	U55000.037.0062	1/2-13X6.1/2*	5	U55000.050.0650	3/4-10X6.1/2*	5	U55000.075.0650
3/8-16X3/4 ft	50	U55000.037.0075	1/2-13X7 Inch*	5	U55000.050.0700	3/4-10X7 Inch*	5	U55000.075.0700
3/8-16X7/8 ft*	50	U55000.037.0087	1/2-13X7.1/2*	5	U55000.050.0750	3/4-10X7.1/2*	5	U55000.075.0750
3/8-16X1 Inch ft	50	U55000.037.0100	1/2-13X8 Inch*	5	U55000.050.0800	3/4-10X8 Inch*	5	U55000.075.0800
3/8-16X1.1/4	50	U55000.037.0125	1/2-13X8.1/2*	1	U55000.050.0850			
3/8-16X1.1/2	25	U55000.037.0150	1/2-13X9 Inch*	1	U55000.050.0900	7/8-9X1.1/2 ft	5	U55000.087.0150
3/8-16X1.3/4	25	U55000.037.0175	1/2-13X10 Inch*	1	U55000.050.1000	7/8-9X1.3/4 ft*	5	U55000.087.0175
3/8-16X2 Inch	25	U55000.037.0200	1/2-13X11 Inch*	1	U55000.050.1100	7/8-9X2 Inch ft*	5	U55000.087.0200
3/8-16X2.1/4*	25	U55000.037.0225	1/2-13X12 Inch*	1	U55000.050.1200	7/8-9X2.1/4*	5	U55000.087.0225
3/8-16X2.1/2	25	U55000.037.0250				7/8-9X2.1/2*	5	U55000.087.0250
3/8-16X2.3/4	25	U55000.037.0275	5/8-11X1 Inch ft*	10	U55000.062.0100	7/8-9X2.3/4*	5	U55000.087.0275
3/8-16X3 Inch	10	U55000.037.0300	5/8-11X1.1/4 ft*	10	U55000.062.0125	7/8-9X3 Inch*	5	U55000.087.0300
3/8-16X3.1/4*	10	U55000.037.0325	5/8-11X1.1/2 ft	10	U55000.062.0150	7/8-9X3.1/4*	5	U55000.087.0325
3/8-16X3.1/2	10	U55000.037.0350	5/8-11X1.3/4	10	U55000.062.0175	7/8-9X3.1/2*	5	U55000.087.0350

U55000 **Hexagon head cap screw UNC / Zeskantbout UNC / Vis à tête hexagonale filetage partiel UNC** ←

d - TPI x L	✉	Art.number	d - TPI x L	✉	Art.number	d - TPI x L	✉	Art.number
7/8-9X3.3/4*	5	U55000.087.0375	1.-8X3 Inch*	5	U55000.100.0300	1.1/8-7X3 Inch*	1	U55000.112.0300
7/8-9X4 Inch*	5	U55000.087.0400	1.-8X3.1/4*	5	U55000.100.0325	1.1/8-7X3.1/2*	1	U55000.112.0350
7/8-9X4.1/4*	5	U55000.087.0425	1.-8X3.1/2*	5	U55000.100.0350	1.1/8-7X4 Inch*	1	U55000.112.0400
7/8-9X4.1/2	5	U55000.087.0450	1.-8X3.3/4*	5	U55000.100.0375	1.1/8-7X5 Inch*	1	U55000.112.0500
7/8-9X5 Inch*	5	U55000.087.0500	1.-8X4 Inch	5	U55000.100.0400	1.1/8-7X6 Inch*	1	U55000.112.0600
7/8-9X5.1/2*	5	U55000.087.0550	1.-8X4.1/4*	5	U55000.100.0425	1.1/8-7X7 Inch*	1	U55000.112.0700
7/8-9X6 Inch*	5	U55000.087.0600	1.-8X4.1/2*	5	U55000.100.0450	1.1/8-7X8 Inch*	1	U55000.112.0800
7/8-9X6.1/2*	5	U55000.087.0650	1.-8X5 Inch*	5	U55000.100.0500			
7/8-9X7 Inch*	5	U55000.087.0700	1.-8X5.1/2*	5	U55000.100.0550	1.1/4-7X2.1/2 ft*	1	U55000.125.0250
7/8-9X7.1/2*	1	U55000.087.0750	1.-8X6 Inch*	5	U55000.100.0600	1.1/4-7X3 Inch*	1	U55000.125.0300
7/8-9X8 Inch*	1	U55000.087.0800	1.-8X6.1/2*	1	U55000.100.0650	1.1/4-7X4 Inch*	1	U55000.125.0400
7/8-9X9 Inch*	1	U55000.087.0900	1.-8X7 Inch*	1	U55000.100.0700	1.1/4-7X5 Inch*	1	U55000.125.0500
7/8-9X10 Inch*	1	U55000.087.1000	1.-8X7.1/2*	1	U55000.100.0750	1.1/4-7X6 Inch*	1	U55000.125.0600
			1.-8X8 Inch*	1	U55000.100.0800	1.1/4-7X7 Inch*	1	U55000.125.0700
1.-8X2 Inch ft*	5	U55000.100.0200	1.-8X9 Inch*	1	U55000.100.0900	1.1/4-7X8 Inch*	1	U55000.125.0800
1.-8X2.1/4 ft*	5	U55000.100.0225	1.-8X10 Inch*	1	U55000.100.1000	1.1/4-7X9 Inch*	1	U55000.125.0900
1.-8X2.1/2*	5	U55000.100.0250						
1.-8X2.3/4*	5	U55000.100.0275	1.1/8-7X2.1/2 ft*	1	U55000.112.0250			

- ft = fully threaded

Hexagon head cap screw UNF

Zeskantbout UNF / Vis à tête hexagonale filetage partiel UNF

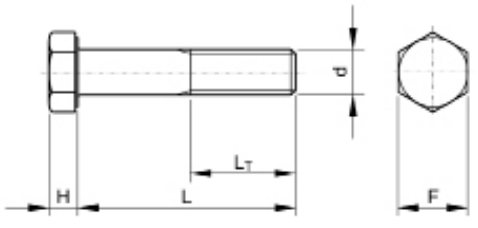

ASME **B18.2.1**
BS ≈1768



Technical Data

d	L_T (min.): L≤6 Inch	L_T (min.): L>6 Inch	F	H	Threads per inch
1/4	0.75	1	7/16	5/32	28
5/16	0.875	1.125	1/2	13/64	24
3/8	1	1.25	9/16	15/64	24
7/16	1.125	1.375	5/8	9/32	20
1/2	1.25	1.50	3/4	5/16	20
9/16	1.375	1.625	13/16	23/64	18
5/8	1.5	1.75	15/16	25/64	18
3/4	1.75	2	1.1/8	15/32	16
7/8	2	2.25	1.5/16	35/64	14
1 Inch-12	2.25	2.5	1.1/2	39/64	12
1 Inch-14	2.25	2.5	1.1/2	39/64	14
1.1/8	2.5	2.75	1.11/16	11/16	12
1.1/4	2.75	3	1.7/8	25/32	12
1.1/2	3.25	3.5	2.1/4	15/16	12

Article groups

Thread	Driving features	Material	Class	Surface treatment	Code	Page
UNF	Hexagon	St. SAE J429	Gr.5	Plain	U01060	1-133
UNF	Hexagon	St. SAE J429	Gr.5	ZPL	U01062	1-135
UNF	Hexagon	St. SAE J429	Gr.8	Plain	U04160	1-135
UNF	Hexagon	St.st. ASTM F593 304	CW1 / CW2		U51007	1-137

U01060 **Hexagon head cap screw UNF / Zeskantbout UNF / Vis à tête hexagonale filetage partiel UNF** **X01A**

Thread Unified National Fine
Material Steel SAE J429
Class Gr.5
Surface treatment Plain

RoHS



d - TPI x L	✉	Art.number	d - TPI x L	✉	Art.number	d - TPI x L	✉	Art.number
1/4-28X1/2 ft	100	U01060.025.0050	1/4-28X1.1/4	100	U01060.025.0125	1/4-28X2.1/4*	50	U01060.025.0225
1/4-28X5/8 ft	100	U01060.025.0062	1/4-28X1.3/8*	100	U01060.025.0137	1/4-28X2.1/2*	50	U01060.025.0250
1/4-28X3/4 ft	100	U01060.025.0075	1/4-28X1.1/2	100	U01060.025.0150	1/4-28X2.3/4*	50	U01060.025.0275
1/4-28X7/8*	100	U01060.025.0087	1/4-28X1.3/4	100	U01060.025.0175	1/4-28X3 Inch*	50	U01060.025.0300
1/4-28X1 Inch	100	U01060.025.0100	1/4-28X2 Inch	50	U01060.025.0200	1/4-28X3.1/4*	50	U01060.025.0325

FABORY

1

U01060 Hexagon head cap screw UNF / Zeskantbout UNF / Vis à tête hexagonale filetage partiel UNF ←

d - TPI x L	✉	Art.number	d - TPI x L	✉	Art.number	d - TPI x L	✉	Art.number
1/4-28X3.1/2*	50	U01060.025.0350	7/16-20X6.1/2*	5	U01060.043.0650	3/4-16X2.1/4	5	U01060.075.0225
1/4-28X3.3/4*	50	U01060.025.0375	7/16-20X8 Inch*	5	U01060.043.0800	3/4-16X2.1/2	5	U01060.075.0250
1/4-28X4 Inch*	25	U01060.025.0400				3/4-16X2.3/4*	5	U01060.075.0275
1/4-28X4.1/2*	25	U01060.025.0450	1/2-20X3/4 ft	25	U01060.050.0075	3/4-16X3 Inch	5	U01060.075.0300
1/4-28X5 Inch*	25	U01060.025.0500	1/2-20X7/8 ft*	25	U01060.050.0087	3/4-16X3.1/4	5	U01060.075.0325
1/4-28X5.1/2*	25	U01060.025.0550	1/2-20X1 Inch ft	25	U01060.050.0100	3/4-16X3.1/2	5	U01060.075.0350
1/4-28X6 Inch*	25	U01060.025.0600	1/2-20X1.1/4 ft	25	U01060.050.0125	3/4-16X3.3/4*	5	U01060.075.0375
1/4-28X7 Inch*	10	U01060.025.0700	1/2-20X1.1/2	25	U01060.050.0150	3/4-16X4 Inch	5	U01060.075.0400
1/4-28X8 Inch*	5	U01060.025.0800	1/2-20X1.3/4	25	U01060.050.0175	3/4-16X4.1/4*	5	U01060.075.0425
			1/2-20X2 Inch	10	U01060.050.0200	3/4-16X4.1/2	5	U01060.075.0450
5/16-24X1/2 ft*	100	U01060.031.0050	1/2-20X2.1/4	10	U01060.050.0225	3/4-16X4.3/4*	5	U01060.075.0475
5/16-24X5/8 ft*	100	U01060.031.0062	1/2-20X2.1/2	10	U01060.050.0250	3/4-16X5 Inch	5	U01060.075.0500
5/16-24X3/4 ft	100	U01060.031.0075	1/2-20X2.3/4*	10	U01060.050.0275	3/4-16X5.1/2	5	U01060.075.0550
5/16-24X7/8 ft	100	U01060.031.0087	1/2-20X3 Inch	10	U01060.050.0300	3/4-16X6 Inch	5	U01060.075.0600
5/16-24X1 Inch	100	U01060.031.0100	1/2-20X3.1/4*	10	U01060.050.0325	3/4-16X6.1/2*	1	U01060.075.0650
5/16-24X1.1/4	100	U01060.031.0125	1/2-20X3.1/2	10	U01060.050.0350	3/4-16X7 Inch	5	U01060.075.0700
5/16-24X1.1/2	100	U01060.031.0150	1/2-20X3.3/4*	10	U01060.050.0375	3/4-16X8 Inch*	1	U01060.075.0800
5/16-24X1.3/4	50	U01060.031.0175	1/2-20X4 Inch	5	U01060.050.0400	3/4-16X9 Inch*	5	U01060.075.0900
5/16-24X2 Inch	50	U01060.031.0200	1/2-20X4.1/4*	5	U01060.050.0425	3/4-16X10 Inch*	1	U01060.075.1000
5/16-24X2.1/4	50	U01060.031.0225	1/2-20X4.1/2*	5	U01060.050.0450			
5/16-24X2.1/2	50	U01060.031.0250	1/2-20X4.3/4*	5	U01060.050.0475	7/8-14X1.1/2 ft*	5	U01060.087.0150
5/16-24X2.3/4*	50	U01060.031.0275	1/2-20X5 Inch*	5	U01060.050.0500	7/8-14X1.3/4 ft*	5	U01060.087.0175
5/16-24X3 Inch	50	U01060.031.0300	1/2-20X5.1/2*	5	U01060.050.0550	7/8-14X2 Inch ft	5	U01060.087.0200
5/16-24X3.1/4*	50	U01060.031.0325	1/2-20X6 Inch*	5	U01060.050.0600	7/8-14X2.1/4*	5	U01060.087.0225
5/16-24X3.1/2*	50	U01060.031.0350	1/2-20X6.1/2*	5	U01060.050.0650	7/8-14X2.1/2*	5	U01060.087.0250
5/16-24X3.3/4*	25	U01060.031.0375	1/2-20X7 Inch	5	U01060.050.0700	7/8-14X2.3/4*	5	U01060.087.0275
5/16-24X4 Inch*	25	U01060.031.0400	1/2-20X7.1/2*	5	U01060.050.0750	7/8-14X3 Inch	5	U01060.087.0300
5/16-24X4.1/2*	25	U01060.031.0450	1/2-20X8 Inch*	5	U01060.050.0800	7/8-14X3.1/4*	5	U01060.087.0325
5/16-24X5 Inch*	25	U01060.031.0500	1/2-20X10 Inch*	5	U01060.050.1000	7/8-14X3.1/2	5	U01060.087.0350
5/16-24X5.1/2*	25	U01060.031.0550	1/2-20X12 Inch*	5	U01060.050.1200	7/8-14X3.3/4*	5	U01060.087.0375
5/16-24X6 Inch*	25	U01060.031.0600				7/8-14X4 Inch*	5	U01060.087.0400
5/16-24X7 Inch*	10	U01060.031.0700	9/16-18X1 Inch ft	25	U01060.056.0100	7/8-14X4.1/2	5	U01060.087.0450
			9/16-18X1.1/4 ft*	25	U01060.056.0125	7/8-14X5 Inch	5	U01060.087.0500
3/8-24X1/2 ft*	50	U01060.037.0050	9/16-18X1.1/2*	25	U01060.056.0150	7/8-14X5.1/2*	5	U01060.087.0550
3/8-24X5/8 ft*	50	U01060.037.0062	9/16-18X1.3/4*	10	U01060.056.0175	7/8-14X6 Inch	1	U01060.087.0600
3/8-24X3/4 ft*	50	U01060.037.0075	9/16-18X2 Inch	10	U01060.056.0200	7/8-14X6.1/2*	1	U01060.087.0650
3/8-24X7/8 ft	50	U01060.037.0087	9/16-18X2.1/4	10	U01060.056.0225	7/8-14X7 Inch*	1	U01060.087.0700
3/8-24X1 Inch ft	50	U01060.037.0100	9/16-18X2.1/2	10	U01060.056.0250	7/8-14X7.1/2*	1	U01060.087.0750
3/8-24X1.1/4	50	U01060.037.0125	9/16-18X2.3/4*	10	U01060.056.0275			
3/8-24X1.1/2	50	U01060.037.0150	9/16-18X3 Inch*	10	U01060.056.0300	1.-14X1.1/2*	5	U01060.101.0150
3/8-24X1.3/4	50	U01060.037.0175	9/16-18X3.1/4*	10	U01060.056.0325	1.-14X1.3/4*	5	U01060.101.0175
3/8-24X2 Inch	25	U01060.037.0200	9/16-18X3.1/2*	10	U01060.056.0350	1.-14X2 Inch	5	U01060.101.0200
3/8-24X2.1/4	25	U01060.037.0225	9/16-18X3.3/4*	10	U01060.056.0375	1.-14X2.1/4*	5	U01060.101.0225
3/8-24X2.1/2	25	U01060.037.0250	9/16-18X4 Inch*	5	U01060.056.0400	1.-14X2.1/2*	5	U01060.101.0250
3/8-24X2.3/4	25	U01060.037.0275	9/16-18X4.1/2*	5	U01060.056.0450	1.-14X2.3/4*	5	U01060.101.0275
3/8-24X3 Inch	25	U01060.037.0300	9/16-18X5 Inch*	5	U01060.056.0500	1.-14X3 Inch*	5	U01060.101.0300
3/8-24X3.1/4*	25	U01060.037.0325	9/16-18X5.1/2*	5	U01060.056.0550	1.-14X3.1/4*	5	U01060.101.0325
3/8-24X3.1/2*	25	U01060.037.0350	9/16-18X6 Inch*	5	U01060.056.0600	1.-14X3.1/2*	5	U01060.101.0350
3/8-24X3.3/4*	25	U01060.037.0375				1.-14X3.3/4*	5	U01060.101.0375
3/8-24X4 Inch*	10	U01060.037.0400	5/8-18X1 Inch ft*	10	U01060.062.0100	1.-14X4 Inch	5	U01060.101.0400
3/8-24X4.1/4*	10	U01060.037.0425	5/8-18X1.1/4 ft	10	U01060.062.0125	1.-14X4.1/2*	5	U01060.101.0450
3/8-24X4.1/2*	10	U01060.037.0450	5/8-18X1.1/2 ft	10	U01060.062.0150	1.-14X5 Inch*	5	U01060.101.0500
3/8-24X4.3/4*	10	U01060.037.0475	5/8-18X1.3/4*	10	U01060.062.0175	1.-14X5.1/2*	5	U01060.101.0550
3/8-24X5 Inch*	10	U01060.037.0500	5/8-18X2 Inch	5	U01060.062.0200	1.-14X6 Inch*	1	U01060.101.0600
3/8-24X5.1/4*	10	U01060.037.0525	5/8-18X2.1/4	5	U01060.062.0225	1.-14X7 Inch*	1	U01060.101.0700
3/8-24X5.1/2*	10	U01060.037.0550	5/8-18X2.1/2	5	U01060.062.0250	1.-14X8 Inch	1	U01060.101.0800
3/8-24X5.3/4*	10	U01060.037.0575	5/8-18X2.3/4	5	U01060.062.0275			
3/8-24X6 Inch*	10	U01060.037.0600	5/8-18X3 Inch	5	U01060.062.0300	1.1/8-12X3.1/2*	1	U01060.112.0350
3/8-24X6.1/2*	10	U01060.037.0650	5/8-18X3.1/4	5	U01060.062.0325	1.1/8-12X4.1/2*	1	U01060.112.0450
3/8-24X8 Inch*	5	U01060.037.0800	5/8-18X3.1/2	5	U01060.062.0350	1.1/8-12X7 Inch*	1	U01060.112.0700
3/8-24X10 Inch*	5	U01060.037.1000	5/8-18X3.3/4*	5	U01060.062.0375	1.1/8-12X8 Inch*	1	U01060.112.0800
			5/8-18X4 Inch	5	U01060.062.0400			
7/16-20X3/4 ft	25	U01060.043.0075	5/8-18X4.1/4*	5	U01060.062.0425	1.1/4-12X2 Inch ft*	1	U01060.125.0200
7/16-20X7/8 ft*	25	U01060.043.0087	5/8-18X4.1/2	5	U01060.062.0450	1.1/4-12X3 Inch	1	U01060.125.0300
7/16-20X1 Inch ft	25	U01060.043.0100	5/8-18X4.3/4*	5	U01060.062.0475	1.1/4-12X3.1/2*	1	U01060.125.0350
7/16-20X1.1/4	25	U01060.043.0125	5/8-18X5 Inch	5	U01060.062.0500	1.1/4-12X4 Inch*	1	U01060.125.0400
7/16-20X1.1/2	25	U01060.043.0150	5/8-18X5.1/2	5	U01060.062.0550	1.1/4-12X4.1/2*	1	U01060.125.0450
7/16-20X1.3/4	25	U01060.043.0175	5/8-18X6 Inch	5	U01060.062.0600	1.1/4-12X5 Inch*	1	U01060.125.0500
7/16-20X2 Inch	25	U01060.043.0200	5/8-18X6.1/2*	5	U01060.062.0650	1.1/4-12X5.1/2*	1	U01060.125.0550
7/16-20X2.1/4	10	U01060.043.0225	5/8-18X7 Inch	5	U01060.062.0700	1.1/4-12X6 Inch*	1	U01060.125.0600
7/16-20X2.1/2	10	U01060.043.0250	5/8-18X7.1/2*	5	U01060.062.0750	1.1/4-12X7 Inch*	1	U01060.125.0700
7/16-20X2.3/4*	10	U01060.043.0275	5/8-18X8 Inch*	5	U01060.062.0800	1.1/4-12X8 Inch*	1	U01060.125.0800
7/16-20X3 Inch	10	U01060.043.0300	5/8-18X9 Inch*	5	U01060.062.0900	1.1/4-12X9 Inch*	1	U01060.125.0900
7/16-20X3.1/4	10	U01060.043.0325	5/8-18X10 Inch*	5	U01060.062.1000			
7/16-20X3.1/2	10	U01060.043.0350	5/8-18X12 Inch*	5	U01060.062.1200	1.1/2-12X3 Inch ft*	1	U01060.150.0300
7/16-20X3.3/4	10	U01060.043.0375				1.1/2-12X4 Inch*	1	U01060.150.0400
7/16-20X4 Inch*	10	U01060.043.0400	3/4-16X1 Inch ft*	10	U01060.075.0100	1.1/2-12X5 Inch*	1	U01060.150.0500
7/16-20X4.1/2*	10	U01060.043.0450	3/4-16X1.1/4 ft*	10	U01060.075.0125	1.1/2-12X6 Inch*	1	U01060.150.0600
7/16-20X5 Inch	10	U01060.043.0500	3/4-16X1.1/2 ft*	10	U01060.075.0150	1.1/2-12X7 Inch*	1	U01060.150.0700
7/16-20X5.1/2*	10	U01060.043.0550	3/4-16X1.3/4 ft*	10	U01060.075.0175	1.1/2-12X10 Inch*	1	U01060.150.1000
7/16-20X6 Inch*	5	U01060.043.0600	3/4-16X2 Inch*	5	U01060.075.0200			

- ft = fully threaded

U01062 Hexagon head cap screw UNF / Zeskantbout UNF / Vis à tête hexagonale filetage partiel UNF — X01A

Thread Unified National Fine
Material Steel SAE J429
Class Gr.5
Surface treatment Zinc plated



d - TPI x L	✉	Art.number	d - TPI x L	✉	Art.number	d - TPI x L	✉	Art.number
1/4-28X1/2 ft	100	U01062.025.0050	3/8-24X4.3/4*	10	U01062.037.0475	5/8-18X1 Inch ft	10	U01062.062.0100
1/4-28X5/8 ft	100	U01062.025.0062	3/8-24X5 Inch	10	U01062.037.0500	5/8-18X1.1/2 ft	10	U01062.062.0150
1/4-28X3/4 ft	100	U01062.025.0075	3/8-24X5.1/4*	10	U01062.037.0525	5/8-18X1.3/4	10	U01062.062.0175
1/4-28X7/8	100	U01062.025.0087	3/8-24X5.1/2*	10	U01062.037.0550	5/8-18X2 Inch*	5	U01062.062.0200
1/4-28X1 Inch	100	U01062.025.0100	3/8-24X5.3/4*	10	U01062.037.0575	5/8-18X2.1/4*	5	U01062.062.0225
1/4-28X1.1/4	100	U01062.025.0125	3/8-24X6 Inch	10	U01062.037.0600	5/8-18X2.1/2	5	U01062.062.0250
1/4-28X1.3/8*	100	U01062.025.0137	3/8-24X6.1/2*	10	U01062.037.0650	5/8-18X2.3/4	5	U01062.062.0275
1/4-28X1.1/2	100	U01062.025.0150	3/8-24X8 Inch*	5	U01062.037.0800	5/8-18X3 Inch	5	U01062.062.0300
1/4-28X1.3/4	100	U01062.025.0175	3/8-24X10 Inch*	5	U01062.037.1000	5/8-18X3.1/4	5	U01062.062.0325
1/4-28X2 Inch	50	U01062.025.0200				5/8-18X3.1/2	5	U01062.062.0350
1/4-28X2.1/4	50	U01062.025.0225	7/16-20X3/4 ft	25	U01062.043.0075	5/8-18X4 Inch	5	U01062.062.0400
1/4-28X2.1/2	50	U01062.025.0250	7/16-20X1 Inch ft	25	U01062.043.0100	5/8-18X4.1/4*	5	U01062.062.0425
1/4-28X2.3/4	50	U01062.025.0275	7/16-20X1.1/4	25	U01062.043.0125	5/8-18X4.1/2	5	U01062.062.0450
1/4-28X3 Inch	50	U01062.025.0300	7/16-20X1.1/2	25	U01062.043.0150	5/8-18X4.3/4*	5	U01062.062.0475
1/4-28X3.1/4*	50	U01062.025.0325	7/16-20X1.3/4	25	U01062.043.0175	5/8-18X5 Inch*	5	U01062.062.0500
1/4-28X3.1/2*	50	U01062.025.0350	7/16-20X2 Inch	25	U01062.043.0200	5/8-18X5.1/2	5	U01062.062.0550
1/4-28X3.3/4*	50	U01062.025.0375	7/16-20X2.1/4	10	U01062.043.0225	5/8-18X6 Inch*	5	U01062.062.0600
1/4-28X4 Inch	25	U01062.025.0400	7/16-20X2.1/2	10	U01062.043.0250	5/8-18X7 Inch*	5	U01062.062.0700
1/4-28X4.1/2*	25	U01062.025.0450	7/16-20X3 Inch	10	U01062.043.0300	5/8-18X8 Inch	5	U01062.062.0800
1/4-28X5 Inch	25	U01062.025.0500	7/16-20X3.1/2	10	U01062.043.0350	5/8-18X8.1/2*	5	U01062.062.0850
1/4-28X5.1/2*	25	U01062.025.0550	7/16-20X4 Inch	10	U01062.043.0400	5/8-18X9 Inch*	5	U01062.062.0900
1/4-28X6 Inch	25	U01062.025.0600	7/16-20X4.1/2	10	U01062.043.0450	5/8-18X10 Inch*	5	U01062.062.1000
1/4-28X7 Inch*	10	U01062.025.0700	7/16-20X5 Inch	10	U01062.043.0500			
			7/16-20X5.1/2	10	U01062.043.0550	3/4-16X1 Inch ft	10	U01062.075.0100
5/16-24X1/2 ft	100	U01062.031.0050	7/16-20X6 Inch*	5	U01062.043.0600	3/4-16X1.1/2 ft	10	U01062.075.0150
5/16-24X5/8 ft	100	U01062.031.0062				3/4-16X2 Inch*	5	U01062.075.0200
5/16-24X3/4 ft	100	U01062.031.0075	1/2-20X3/4 ft	25	U01062.050.0075	3/4-16X2.1/4	5	U01062.075.0225
5/16-24X1 Inch	100	U01062.031.0100	1/2-20X1 Inch ft	25	U01062.050.0100	3/4-16X2.1/2	5	U01062.075.0250
5/16-24X1.1/4	100	U01062.031.0125	1/2-20X1.1/4 ft	25	U01062.050.0125	3/4-16X2.3/4	5	U01062.075.0275
5/16-24X1.1/2	100	U01062.031.0150	1/2-20X1.1/2	25	U01062.050.0150	3/4-16X3 Inch	5	U01062.075.0300
5/16-24X1.3/4	50	U01062.031.0175	1/2-20X2 Inch	10	U01062.050.0200	3/4-16X3.1/2	5	U01062.075.0350
5/16-24X2 Inch	50	U01062.031.0200	1/2-20X2.1/4	10	U01062.050.0225	3/4-16X4 Inch	5	U01062.075.0400
5/16-24X2.1/4	50	U01062.031.0225	1/2-20X2.1/2	10	U01062.050.0250	3/4-16X4.1/4*	5	U01062.075.0425
5/16-24X2.1/2	50	U01062.031.0250	1/2-20X2.3/4	10	U01062.050.0275	3/4-16X4.1/2	5	U01062.075.0450
5/16-24X2.3/4	50	U01062.031.0275	1/2-20X3 Inch	10	U01062.050.0300	3/4-16X4.3/4*	5	U01062.075.0475
5/16-24X3 Inch	50	U01062.031.0300	1/2-20X3.1/2	10	U01062.050.0350	3/4-16X5 Inch	5	U01062.075.0500
5/16-24X3.1/2	50	U01062.031.0350	1/2-20X4 Inch	5	U01062.050.0400	3/4-16X5.1/2*	5	U01062.075.0550
5/16-24X4 Inch	25	U01062.031.0400	1/2-20X4.1/4*	5	U01062.050.0425	3/4-16X6 Inch	5	U01062.075.0600
5/16-24X4.1/2*	25	U01062.031.0450	1/2-20X4.1/2	5	U01062.050.0450	3/4-16X6.1/2*	1	U01062.075.0650
5/16-24X5 Inch	25	U01062.031.0500	1/2-20X4.3/4*	5	U01062.050.0475	3/4-16X8 Inch	1	U01062.075.0800
5/16-24X5.1/2	25	U01062.031.0550	1/2-20X5 Inch	5	U01062.050.0500			
5/16-24X6 Inch*	25	U01062.031.0600	1/2-20X5.1/2	5	U01062.050.0550	7/8-14X2 Inch ft	5	U01062.087.0200
			1/2-20X6 Inch	5	U01062.050.0600	7/8-14X2.1/2	5	U01062.087.0250
3/8-24X1/2 ft	50	U01062.037.0050	1/2-20X7 Inch*	5	U01062.050.0700	7/8-14X3 Inch*	5	U01062.087.0300
3/8-24X5/8 ft	50	U01062.037.0062	1/2-20X8 Inch	5	U01062.050.0800	7/8-14X3.1/2	5	U01062.087.0350
3/8-24X3/4 ft	50	U01062.037.0075	1/2-20X10 Inch*	5	U01062.050.1000	7/8-14X4 Inch	5	U01062.087.0400
3/8-24X7/8 ft	50	U01062.037.0087	1/2-20X12 Inch*	5	U01062.050.1200	7/8-14X5 Inch	5	U01062.087.0500
3/8-24X1 Inch ft	50	U01062.037.0100				7/8-14X5.1/2*	5	U01062.087.0550
3/8-24X1.1/4	50	U01062.037.0125	9/16-18X1 Inch ft	25	U01062.056.0100	7/8-14X6 Inch	1	U01062.087.0600
3/8-24X1.1/2	50	U01062.037.0150	9/16-18X1.1/2*	25	U01062.056.0150	7/8-14X7 Inch*	1	U01062.087.0700
3/8-24X1.3/4	50	U01062.037.0175	9/16-18X1.3/4*	10	U01062.056.0175	7/8-14X8 Inch	1	U01062.087.0800
3/8-24X2 Inch	25	U01062.037.0200	9/16-18X2 Inch	10	U01062.056.0200			
3/8-24X2.1/4	25	U01062.037.0225	9/16-18X2.1/2*	10	U01062.056.0250	1.-14X2 Inch ft*	5	U01062.101.0200
3/8-24X2.1/2	25	U01062.037.0250	9/16-18X3 Inch*	10	U01062.056.0300	1.-14X3.1/2	5	U01062.101.0350
3/8-24X2.3/4	25	U01062.037.0275	9/16-18X3.1/2*	10	U01062.056.0350	1.-14X4 Inch*	5	U01062.101.0400
3/8-24X3 Inch	25	U01062.037.0300	9/16-18X4 Inch*	5	U01062.056.0400	1.-14X5 Inch*	5	U01062.101.0500
3/8-24X3.1/2	25	U01062.037.0350	9/16-18X4.1/2*	5	U01062.056.0450	1.-14X6 Inch	1	U01062.101.0600
3/8-24X4 Inch	10	U01062.037.0400	9/16-18X5 Inch*	5	U01062.056.0500	1.-14X8 Inch	1	U01062.101.0800
3/8-24X4.1/4*	10	U01062.037.0425	9/16-18X6 Inch*	5	U01062.056.0600			
3/8-24X4.1/2	10	U01062.037.0450						

- ft = fully threaded

U04160 Hexagon head cap screw UNF / Zeskantbout UNF / Vis à tête hexagonale filetage partiel UNF — X01A

Thread Unified National Fine
Material Steel SAE J429
Class Gr.8
Surface treatment Plain



d - TPI x L	✉	Art.number	d - TPI x L	✉	Art.number	d - TPI x L	✉	Art.number
1/4-28X1/2 ft*	100	U04160.025.0050	1/4-28X7/8*	100	U04160.025.0087	1/4-28X1.3/8*	100	U04160.025.0137
1/4-28X5/8 ft*	100	U04160.025.0062	1/4-28X1 Inch*	100	U04160.025.0100	1/4-28X1.1/2*	100	U04160.025.0150
1/4-28X3/4 ft*	100	U04160.025.0075	1/4-28X1.1/4*	100	U04160.025.0125	1/4-28X1.3/4*	100	U04160.025.0175

U04160 Hexagon head cap screw UNF / Zeskantbout UNF / Vis à tête hexagonale filetage partiel UNF ←

d - TPI x L	✉	Art.number	d - TPI x L	✉	Art.number	d - TPI x L	✉	Art.number
1/4-28X2 Inch*	50	U04160.025.0200	7/16-20X5 Inch*	10	U04160.043.0500	3/4-16X1.3/4 ft*	10	U04160.075.0175
1/4-28X2.1/4*	50	U04160.025.0225	7/16-20X5.1/2	10	U04160.043.0550	3/4-16X2 Inch	5	U04160.075.0200
1/4-28X2.1/2*	50	U04160.025.0250	7/16-20X6 Inch*	5	U04160.043.0600	3/4-16X2.1/4*	5	U04160.075.0225
1/4-28X2.3/4*	50	U04160.025.0275				3/4-16X2.1/2*	5	U04160.075.0250
1/4-28X3 Inch*	50	U04160.025.0300	1/2-20X3/4 ft*	25	U04160.050.0075	3/4-16X2.3/4*	5	U04160.075.0275
1/4-28X3.1/4*	50	U04160.025.0325	1/2-20X1 Inch ft*	25	U04160.050.0100	3/4-16X3 Inch	5	U04160.075.0300
1/4-28X3.1/2*	50	U04160.025.0350	1/2-20X1.1/4 ft*	25	U04160.050.0125	3/4-16X3.1/4*	5	U04160.075.0325
1/4-28X3.3/4*	50	U04160.025.0375	1/2-20X1.1/2	25	U04160.050.0150	3/4-16X3.1/2*	5	U04160.075.0350
1/4-28X4 Inch*	25	U04160.025.0400	1/2-20X1.3/4	25	U04160.050.0175	3/4-16X3.3/4*	5	U04160.075.0375
1/4-28X4.1/2*	25	U04160.025.0450	1/2-20X2 Inch	10	U04160.050.0200	3/4-16X4 Inch*	5	U04160.075.0400
1/4-28X5 Inch*	25	U04160.025.0500	1/2-20X2.1/4*	10	U04160.050.0225	3/4-16X4.1/4*	5	U04160.075.0425
1/4-28X5.1/2*	25	U04160.025.0550	1/2-20X2.1/2	10	U04160.050.0250	3/4-16X4.1/2*	5	U04160.075.0450
1/4-28X6 Inch*	25	U04160.025.0600	1/2-20X2.3/4*	10	U04160.050.0275	3/4-16X4.3/4*	5	U04160.075.0475
1/4-28X7 Inch*	10	U04160.025.0700	1/2-20X3 Inch*	10	U04160.050.0300	3/4-16X5 Inch*	5	U04160.075.0500
			1/2-20X3.1/4*	10	U04160.050.0325	3/4-16X5.1/2*	5	U04160.075.0550
5/16-24X1/2 ft*	100	U04160.031.0050	1/2-20X3.1/2*	10	U04160.050.0350	3/4-16X6 Inch*	5	U04160.075.0600
5/16-24X5/8 ft*	100	U04160.031.0062	1/2-20X3.3/4*	10	U04160.050.0375	3/4-16X6.1/2*	1	U04160.075.0650
5/16-24X3/4 ft*	100	U04160.031.0075	1/2-20X4 Inch*	5	U04160.050.0400	3/4-16X7 Inch*	1	U04160.075.0700
5/16-24X7/8 ft*	100	U04160.031.0087	1/2-20X4.1/4*	5	U04160.050.0425	3/4-16X7.1/2*	1	U04160.075.0750
5/16-24X1 Inch*	100	U04160.031.0100	1/2-20X4.1/2	5	U04160.050.0450	3/4-16X8 Inch*	1	U04160.075.0800
5/16-24X1.1/4*	100	U04160.031.0125	1/2-20X4.3/4*	5	U04160.050.0475	3/4-16X8.1/2*	1	U04160.075.0850
5/16-24X1.1/2*	100	U04160.031.0150	1/2-20X5 Inch*	5	U04160.050.0500	3/4-16X9 Inch*	1	U04160.075.0900
5/16-24X1.3/4*	50	U04160.031.0175	1/2-20X5.1/2*	5	U04160.050.0550	3/4-16X9.1/2*	1	U04160.075.0950
5/16-24X2 Inch*	50	U04160.031.0200	1/2-20X6 Inch*	5	U04160.050.0600	3/4-16X10 Inch*	1	U04160.075.1000
5/16-24X2.1/4*	50	U04160.031.0225	1/2-20X6.1/2*	5	U04160.050.0650	3/4-16X11 Inch*	1	U04160.075.1100
5/16-24X2.1/2*	50	U04160.031.0250	1/2-20X7 Inch*	5	U04160.050.0700	3/4-16X12 Inch*	1	U04160.075.1200
5/16-24X2.3/4*	50	U04160.031.0275	1/2-20X7.1/2*	5	U04160.050.0750			
5/16-24X3 Inch*	50	U04160.031.0300	1/2-20X8 Inch*	5	U04160.050.0800	7/8-14X1.1/2 ft*	5	U04160.087.0150
5/16-24X3.1/4*	50	U04160.031.0325	1/2-20X8.1/2*	5	U04160.050.0850	7/8-14X2 Inch ft*	5	U04160.087.0200
5/16-24X3.1/2*	50	U04160.031.0350	1/2-20X10 Inch*	5	U04160.050.1000	7/8-14X2.1/4*	5	U04160.087.0225
5/16-24X3.3/4*	25	U04160.031.0375	1/2-20X12 Inch*	5	U04160.050.1200	7/8-14X2.1/2*	5	U04160.087.0250
5/16-24X4 Inch*	25	U04160.031.0400				7/8-14X2.3/4*	5	U04160.087.0275
5/16-24X4.1/2*	25	U04160.031.0450	9/16-18X1 Inch ft*	25	U04160.056.0100	7/8-14X3 Inch*	5	U04160.087.0300
5/16-24X5 Inch*	25	U04160.031.0500	9/16-18X1.1/4 ft*	25	U04160.056.0125	7/8-14X3.1/4*	5	U04160.087.0325
5/16-24X5.1/2*	25	U04160.031.0550	9/16-18X1.1/2*	25	U04160.056.0150	7/8-14X3.1/2*	5	U04160.087.0350
5/16-24X6 Inch*	25	U04160.031.0600	9/16-18X1.3/4*	10	U04160.056.0175	7/8-14X4 Inch*	5	U04160.087.0400
5/16-24X7 Inch*	10	U04160.031.0700	9/16-18X2 Inch*	10	U04160.056.0200	7/8-14X4.1/2*	5	U04160.087.0450
			9/16-18X2.1/4*	10	U04160.056.0225	7/8-14X5 Inch*	5	U04160.087.0500
3/8-24X1/2 ft*	50	U04160.037.0050	9/16-18X2.1/2*	10	U04160.056.0250	7/8-14X5.1/2*	5	U04160.087.0550
3/8-24X5/8 ft*	50	U04160.037.0062	9/16-18X2.3/4*	10	U04160.056.0275	7/8-14X6 Inch*	1	U04160.087.0600
3/8-24X3/4 ft*	50	U04160.037.0075	9/16-18X3 Inch*	10	U04160.056.0300	7/8-14X6.1/2*	1	U04160.087.0650
3/8-24X7/8 ft*	50	U04160.037.0087	9/16-18X3.1/4*	10	U04160.056.0325	7/8-14X7 Inch*	1	U04160.087.0700
3/8-24X1 Inch ft*	50	U04160.037.0100	9/16-18X3.1/2*	10	U04160.056.0350	7/8-14X7.1/2*	1	U04160.087.0750
3/8-24X1.1/4*	50	U04160.037.0125	9/16-18X4 Inch*	5	U04160.056.0400	7/8-14X8 Inch*	1	U04160.087.0800
3/8-24X1.1/2	50	U04160.037.0150	9/16-18X4.1/2*	5	U04160.056.0450	7/8-14X8.1/2*	1	U04160.087.0850
3/8-24X1.3/4	50	U04160.037.0175	9/16-18X5 Inch*	5	U04160.056.0500	7/8-14X9 Inch*	1	U04160.087.0900
3/8-24X2 Inch*	25	U04160.037.0200	9/16-18X5.1/2*	5	U04160.056.0550	7/8-14X10 Inch*	1	U04160.087.1000
3/8-24X2.1/4*	25	U04160.037.0225	9/16-18X6 Inch*	5	U04160.056.0600			
3/8-24X2.1/2*	25	U04160.037.0250				1.-14X1.1/2 ft*	5	U04160.101.0150
3/8-24X2.3/4*	25	U04160.037.0275	5/8-18X1 Inch ft*	10	U04160.062.0100	1.-14X1.3/4 ft*	5	U04160.101.0175
3/8-24X3 Inch*	25	U04160.037.0300	5/8-18X1.1/4 ft*	10	U04160.062.0125	1.-14X2 Inch ft*	5	U04160.101.0200
3/8-24X3.1/4*	25	U04160.037.0325	5/8-18X1.1/2 ft*	10	U04160.062.0150	1.-14X2.1/4 ft*	5	U04160.101.0225
3/8-24X3.1/2*	25	U04160.037.0350	5/8-18X1.3/4*	10	U04160.062.0175	1.-14X2.1/2*	5	U04160.101.0250
3/8-24X3.3/4*	25	U04160.037.0375	5/8-18X2 Inch*	5	U04160.062.0200	1.-14X2.3/4*	5	U04160.101.0275
3/8-24X4 Inch	10	U04160.037.0400	5/8-18X2.1/4*	5	U04160.062.0225	1.-14X3 Inch*	5	U04160.101.0300
3/8-24X4.1/4*	10	U04160.037.0425	5/8-18X2.1/2*	5	U04160.062.0250	1.-14X3.1/4*	5	U04160.101.0325
3/8-24X4.1/2	10	U04160.037.0450	5/8-18X2.3/4*	5	U04160.062.0275	1.-14X3.1/2*	5	U04160.101.0350
3/8-24X4.3/4*	10	U04160.037.0475	5/8-18X3 Inch*	5	U04160.062.0300	1.-14X3.3/4*	5	U04160.101.0375
3/8-24X5 Inch*	10	U04160.037.0500	5/8-18X3.1/4*	5	U04160.062.0325	1.-14X4 Inch*	5	U04160.101.0400
3/8-24X5.1/4*	10	U04160.037.0525	5/8-18X3.1/2*	5	U04160.062.0350	1.-14X4.1/2*	5	U04160.101.0450
3/8-24X5.1/2*	10	U04160.037.0550	5/8-18X3.3/4*	5	U04160.062.0375	1.-14X5 Inch*	5	U04160.101.0500
3/8-24X5.3/4*	10	U04160.037.0575	5/8-18X4 Inch*	5	U04160.062.0400	1.-14X5.1/2*	5	U04160.101.0550
3/8-24X6 Inch*	10	U04160.037.0600	5/8-18X4.1/4*	5	U04160.062.0425	1.-14X6 Inch*	1	U04160.101.0600
3/8-24X6.1/2*	10	U04160.037.0650	5/8-18X4.1/2	5	U04160.062.0450	1.-14X6.1/2*	1	U04160.101.0650
3/8-24X8 Inch*	5	U04160.037.0800	5/8-18X4.3/4*	5	U04160.062.0475	1.-14X7 Inch*	1	U04160.101.0700
3/8-24X10 Inch*	5	U04160.037.1000	5/8-18X5 Inch*	5	U04160.062.0500	1.-14X7.1/2*	1	U04160.101.0750
			5/8-18X5.1/2*	5	U04160.062.0550	1.-14X8 Inch	1	U04160.101.0800
7/16-20X3/4 ft*	25	U04160.043.0075	5/8-18X6 Inch*	5	U04160.062.0600	1.-14X8.1/2*	1	U04160.101.0850
7/16-20X1 Inch ft*	25	U04160.043.0100	5/8-18X6.1/2*	5	U04160.062.0650	1.-14X9 Inch*	1	U04160.101.0900
7/16-20X1.1/4*	25	U04160.043.0125	5/8-18X7 Inch*	5	U04160.062.0700	1.-14X9.1/2*	1	U04160.101.0950
7/16-20X1.1/2*	25	U04160.043.0150	5/8-18X7.1/2*	5	U04160.062.0750	1.-14X10 Inch*	1	U04160.101.1000
7/16-20X1.3/4*	25	U04160.043.0175	5/8-18X8 Inch*	5	U04160.062.0800			
7/16-20X2 Inch*	25	U04160.043.0200	5/8-18X8.1/2*	5	U04160.062.0850	1.1/8-12X2.1/2 ft*	1	U04160.112.0250
7/16-20X2.1/4*	10	U04160.043.0225	5/8-18X9 Inch*	5	U04160.062.0900	1.1/8-12X3 Inch*	1	U04160.112.0300
7/16-20X2.1/2*	10	U04160.043.0250	5/8-18X9.1/2*	5	U04160.062.0950	1.1/8-12X3.1/2*	1	U04160.112.0350
7/16-20X2.3/4*	10	U04160.043.0275	5/8-18X10 Inch*	5	U04160.062.1000	1.1/8-12X4 Inch*	1	U04160.112.0400
7/16-20X3 Inch*	10	U04160.043.0300	5/8-18X11 Inch*	5	U04160.062.1100	1.1/8-12X4.1/2*	1	U04160.112.0450
7/16-20X3.1/4*	10	U04160.043.0325	5/8-18X12 Inch*	5	U04160.062.1200	1.1/8-12X5 Inch*	1	U04160.112.0500
7/16-20X3.1/2*	10	U04160.043.0350				1.1/8-12X5.1/2*	1	U04160.112.0550
7/16-20X3.3/4*	10	U04160.043.0375	3/4-16X1 Inch ft*	10	U04160.075.0100	1.1/8-12X6 Inch*	1	U04160.112.0600
7/16-20X4 Inch*	10	U04160.043.0400	3/4-16X1.1/4 ft*	10	U04160.075.0125	1.1/8-12X7 Inch*	1	U04160.112.0700
7/16-20X4.1/2*	10	U04160.043.0450	3/4-16X1.1/2 ft*	10	U04160.075.0150	1.1/8-12X8 Inch*	1	U04160.112.0800

U04160 Hexagon head cap screw UNF / Zeskantbout UNF / Vis à tête hexagonale filetage partiel UNF ←

d - TPI x L	✉	Art.number	d - TPI x L	✉	Art.number	d - TPI x L	✉	Art.number
1.1/8-12X10 Inch*	1	U04160.112.1000	1.1/4-12X5.1/2*	1	U04160.125.0550	1.1/2-12X3 Inch ft*	1	U04160.150.0300
			1.1/4-12X6 Inch*	1	U04160.125.0600	1.1/2-12X3.1/2*	1	U04160.150.0350
1.1/4-12X2 Inch ft*	1	U04160.125.0200	1.1/4-12X7 Inch*	1	U04160.125.0700	1.1/2-12X4 Inch*	1	U04160.150.0400
1.1/4-12X3 Inch*	1	U04160.125.0300	1.1/4-12X7.1/2*	1	U04160.125.0750	1.1/2-12X4.1/2*	1	U04160.150.0450
1.1/4-12X3.1/2*	1	U04160.125.0350	1.1/4-12X8 Inch*	1	U04160.125.0800	1.1/2-12X5 Inch*	1	U04160.150.0500
1.1/4-12X4 Inch*	1	U04160.125.0400	1.1/4-12X9 Inch*	1	U04160.125.0900	1.1/2-12X6 Inch	1	U04160.150.0600
1.1/4-12X4.1/2*	1	U04160.125.0450	1.1/4-12X10 Inch*	1	U04160.125.1000	1.1/2-12X7 Inch*	1	U04160.150.0700
1.1/4-12X5 Inch*	1	U04160.125.0500				1.1/2-12X10 Inch*	1	U04160.150.1000

- Warning: electroplating of these products may cause hydrogen embrittlement
- ft = fully threaded

U51007 Hexagon head cap screw UNF / Zeskantbout UNF / Vis à tête hexagonale filetage partiel UNF X15A

Thread Unified National Fine
Material Stainless steel ASTM F593 304
Class CW1 / CW2



d - TPI x L	✉	Art.number	d - TPI x L	✉	Art.number	d - TPI x L	✉	Art.number
1/4-28X1/2 ft	100	U51007.025.0050	3/8-24X2.3/4*	25	U51007.037.0275	9/16-18X3 Inch*	5	U51007.056.0300
1/4-28X5/8 ft	100	U51007.025.0062	3/8-24X3 Inch	10	U51007.037.0300	9/16-18X3.1/2*	5	U51007.056.0350
1/4-28X3/4 ft*	100	U51007.025.0075	3/8-24X3.1/2*	10	U51007.037.0350	9/16-18X4 Inch*	5	U51007.056.0400
1/4-28X7/8*	100	U51007.025.0087	3/8-24X4 Inch*	10	U51007.037.0400	9/16-18X4.1/2*	5	U51007.056.0450
1/4-28X1 Inch	100	U51007.025.0100	3/8-24X4.1/2*	10	U51007.037.0450	9/16-18X5 Inch*	5	U51007.056.0500
1/4-28X1.1/4*	100	U51007.025.0125	3/8-24X5 Inch*	10	U51007.037.0500	9/16-18X5.1/2*	5	U51007.056.0550
1/4-28X1.3/8	100	U51007.025.0137				9/16-18X6 Inch*	5	U51007.056.0600
1/4-28X1.1/2	100	U51007.025.0150	7/16-20X1 Inch ft	25	U51007.043.0100			
1/4-28X1.3/4*	100	U51007.025.0175	7/16-20X1.1/4*	25	U51007.043.0125	5/8-18X1 Inch ft	10	U51007.062.0100
1/4-28X2 Inch	50	U51007.025.0200	7/16-20X1.1/2	25	U51007.043.0150	5/8-18X1.1/4 ft	10	U51007.062.0125
1/4-28X2.1/4*	50	U51007.025.0225	7/16-20X1.3/4*	10	U51007.043.0175	5/8-18X1.1/2 ft*	10	U51007.062.0150
1/4-28X2.1/2*	50	U51007.025.0250	7/16-20X2 Inch	10	U51007.043.0200	5/8-18X1.3/4	10	U51007.062.0175
1/4-28X2.3/4*	50	U51007.025.0275	7/16-20X2.1/4*	10	U51007.043.0225	5/8-18X2 Inch*	5	U51007.062.0200
1/4-28X3 Inch*	50	U51007.025.0300	7/16-20X2.1/2	10	U51007.043.0250	5/8-18X2.1/4*	5	U51007.062.0225
1/4-28X3.1/2*	25	U51007.025.0350	7/16-20X2.3/4*	10	U51007.043.0275	5/8-18X2.1/2*	5	U51007.062.0250
1/4-28X4 Inch*	25	U51007.025.0400	7/16-20X3 Inch	10	U51007.043.0300	5/8-18X3 Inch*	5	U51007.062.0300
			7/16-20X3.1/2*	5	U51007.043.0350	5/8-18X3.1/2	5	U51007.062.0350
5/16-24X1/2 ft*	50	U51007.031.0050	7/16-20X4 Inch*	5	U51007.043.0400	5/8-18X4 Inch*	5	U51007.062.0400
5/16-24X5/8 ft*	50	U51007.031.0062	7/16-20X4.1/2*	5	U51007.043.0450	5/8-18X4.1/2*	5	U51007.062.0450
5/16-24X3/4 ft	50	U51007.031.0075	7/16-20X5 Inch*	5	U51007.043.0500	5/8-18X5 Inch*	5	U51007.062.0500
5/16-24X7/8 ft*	50	U51007.031.0087				5/8-18X5.1/2*	5	U51007.062.0550
5/16-24X1 Inch*	50	U51007.031.0100	1/2-20X3/4 ft*	10	U51007.050.0075	5/8-18X6 Inch*	5	U51007.062.0600
5/16-24X1.1/4*	50	U51007.031.0125	1/2-20X1 Inch ft*	10	U51007.050.0100	5/8-18X6.1/2*	5	U51007.062.0650
5/16-24X1.1/2	50	U51007.031.0150	1/2-20X1.1/4 ft*	10	U51007.050.0125	5/8-18X7 Inch*	5	U51007.062.0700
5/16-24X1.3/4*	50	U51007.031.0175	1/2-20X1.1/2*	10	U51007.050.0150	5/8-18X8 Inch*	5	U51007.062.0800
5/16-24X2 Inch*	50	U51007.031.0200	1/2-20X2 Inch	10	U51007.050.0200	5/8-18X9 Inch*	1	U51007.062.0900
5/16-24X2.1/4*	25	U51007.031.0225	1/2-20X2.1/4*	10	U51007.050.0225			
5/16-24X2.1/2*	25	U51007.031.0250	1/2-20X2.1/2	10	U51007.050.0250	3/4-16X1 Inch ft*	5	U51007.075.0100
5/16-24X3 Inch	25	U51007.031.0300	1/2-20X3 Inch	5	U51007.050.0300	3/4-16X1.1/4 ft*	5	U51007.075.0125
5/16-24X3.1/2*	25	U51007.031.0350	1/2-20X3.1/4*	5	U51007.050.0325	3/4-16X1.1/2 ft	5	U51007.075.0150
5/16-24X4 Inch*	10	U51007.031.0400	1/2-20X3.1/2*	5	U51007.050.0350	3/4-16X1.3/4 ft*	5	U51007.075.0175
			1/2-20X4 Inch*	5	U51007.050.0400	3/4-16X2 Inch*	5	U51007.075.0200
3/8-24X1/2 ft*	50	U51007.037.0050	1/2-20X4.1/2*	5	U51007.050.0450	3/4-16X2.1/4*	5	U51007.075.0225
3/8-24X5/8 ft*	50	U51007.037.0062	1/2-20X5 Inch*	5	U51007.050.0500	3/4-16X2.1/2*	5	U51007.075.0250
3/8-24X3/4 ft	50	U51007.037.0075	1/2-20X5.1/2*	5	U51007.050.0550	3/4-16X3 Inch	5	U51007.075.0300
3/8-24X7/8 ft*	50	U51007.037.0087	1/2-20X6 Inch*	5	U51007.050.0600	3/4-16X3.1/2	5	U51007.075.0350
3/8-24X1 Inch ft	50	U51007.037.0100				3/4-16X4 Inch	5	U51007.075.0400
3/8-24X1.1/4*	50	U51007.037.0125	9/16-18X1 Inch ft*	10	U51007.056.0100	3/4-16X4.1/2*	5	U51007.075.0450
3/8-24X1.1/2	25	U51007.037.0150	9/16-18X1.1/4 ft*	10	U51007.056.0125	3/4-16X5 Inch	5	U51007.075.0500
3/8-24X1.3/4	25	U51007.037.0175	9/16-18X1.1/2*	10	U51007.056.0150	3/4-16X5.1/2*	5	U51007.075.0550
3/8-24X2 Inch	25	U51007.037.0200	9/16-18X1.3/4*	10	U51007.056.0175	3/4-16X6 Inch	5	U51007.075.0600
3/8-24X2.1/4*	25	U51007.037.0225	9/16-18X2 Inch*	5	U51007.056.0200			
3/8-24X2.1/2*	25	U51007.037.0250	9/16-18X2.1/2*	5	U51007.056.0250			

- ft = fully threaded

FABORY

1

Hexagon head cap screw UNC fully threaded

Zeskant tapbout UNC / Vis à tête hexagonale UNC filetage total

ASME B18.2.1

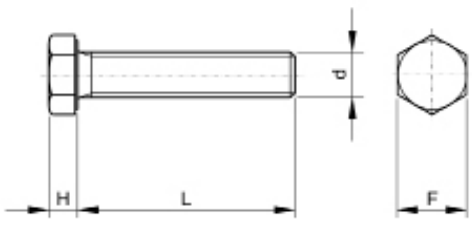



Technical Data

d	F	H	TPI
1/4	7/16	5/32	20
5/16	1/2	13/64	18
3/8	9/16	15/64	16
7/16	5/8	9/32	14
1/2	3/4	5/16	13
5/8	15/16	25/64	11
3/4	1.1/8	15/32	10
7/8	1.5/16	35/64	9
1	1.1/2	39/64	8

Article groups

Thread	Driving features	Material	Class	Surface treatment	Code	Page
UNC	Hexagon	St. ASTM A307	Gr.A	ZPL	U01209	1-138
UNC	Hexagon	St. SAE J429	Gr.5	Plain	U01010	1-139
UNC	Hexagon	St. SAE J429	Gr.5	ZPL	U01210	1-139
UNC	Hexagon	St. SAE J429	Gr.8	Plain	U04110	1-140
UNC	Hexagon	St.st. ASTM F593 304	CW1 / CW2		U51010	1-140
UNC	Hexagon	St.st. ASTM F593 316	CW1 / CW2		U55010	1-141

U01209 Hexagon head cap screw UNC fully threaded / Zeskant tapbout UNC / Vis à tête hexagonale UNC filetage total X01A

Thread Unified National Coarse
Material Carbon steel ASTM A307
Class Gr.A
Surface treatment Zinc plated

RoHS



D - TPI x L	✉	Art.number
1/4-20X1 Inch*	100	U01209.025.0100
1/4-20X1.1/4*	100	U01209.025.0125
1/4-20X1.1/2*	100	U01209.025.0150
1/4-20X1.3/4*	100	U01209.025.0175
1/4-20X2 Inch*	50	U01209.025.0200
1/4-20X2.1/4*	50	U01209.025.0225
1/4-20X2.1/2*	50	U01209.025.0250
1/4-20X2.3/4*	50	U01209.025.0275
1/4-20X3 Inch*	50	U01209.025.0300
1/4-20X3.1/2*	50	U01209.025.0350
1/4-20X4 Inch*	25	U01209.025.0400
1/4-20X4.1/2*	25	U01209.025.0450
1/4-20X5 Inch*	25	U01209.025.0500
1/4-20X5.1/2*	25	U01209.025.0550
1/4-20X6 Inch*	25	U01209.025.0600
5/16-18X1 Inch*	100	U01209.031.0100
5/16-18X1.1/4*	100	U01209.031.0125
5/16-18X1.1/2*	100	U01209.031.0150
5/16-18X1.3/4*	50	U01209.031.0175
5/16-18X2 Inch*	50	U01209.031.0200
5/16-18X2.1/4*	50	U01209.031.0225
5/16-18X2.1/2*	50	U01209.031.0250
5/16-18X2.3/4*	50	U01209.031.0275
5/16-18X3 Inch*	50	U01209.031.0300
5/16-18X3.1/4*	50	U01209.031.0325
5/16-18X3.1/2*	50	U01209.031.0350
5/16-18X4 Inch*	25	U01209.031.0400
5/16-18X4.1/2*	25	U01209.031.0450
5/16-18X5 Inch*	25	U01209.031.0500
5/16-18X5.1/2*	25	U01209.031.0550
5/16-18X6 Inch*	25	U01209.031.0600
3/8-16X1.1/4*	50	U01209.037.0125
3/8-16X1.1/2*	50	U01209.037.0150
3/8-16X1.3/4*	50	U01209.037.0175
3/8-16X2 Inch*	25	U01209.037.0200
3/8-16X2.1/4*	25	U01209.037.0225
3/8-16X2.1/2*	25	U01209.037.0250
3/8-16X2.3/4*	25	U01209.037.0275
3/8-16X3 Inch*	25	U01209.037.0300
3/8-16X3.1/2*	25	U01209.037.0350
3/8-16X4 Inch*	10	U01209.037.0400
3/8-16X4.1/2*	10	U01209.037.0450
3/8-16X5 Inch*	10	U01209.037.0500
3/8-16X5.1/2*	10	U01209.037.0550
3/8-16X6 Inch*	10	U01209.037.0600
7/16-14X1.1/4*	25	U01209.043.0125
7/16-14X1.1/2*	25	U01209.043.0150
7/16-14X1.3/4*	25	U01209.043.0175
7/16-14X2 Inch*	25	U01209.043.0200
7/16-14X2.1/4*	10	U01209.043.0225
7/16-14X2.1/2*	10	U01209.043.0250
7/16-14X3 Inch*	10	U01209.043.0300
7/16-14X3.1/2*	10	U01209.043.0350
7/16-14X4 Inch*	10	U01209.043.0400
1/2-13X1.1/2*	25	U01209.050.0150
1/2-13X1.3/4*	25	U01209.050.0175
1/2-13X2 Inch*	10	U01209.050.0200
1/2-13X2.1/4*	10	U01209.050.0225
1/2-13X2.1/2*	10	U01209.050.0250
1/2-13X2.3/4*	10	U01209.050.0275
1/2-13X3 Inch*	10	U01209.050.0300
1/2-13X3.1/2*	10	U01209.050.0350
1/2-13X4 Inch*	5	U01209.050.0400
1/2-13X4.1/2*	5	U01209.050.0450
1/2-13X5 Inch*	5	U01209.050.0500
1/2-13X5.1/2*	5	U01209.050.0550
1/2-13X6 Inch*	5	U01209.050.0600
1/2-13X7 Inch*	5	U01209.050.0700
1/2-13X8 Inch*	5	U01209.050.0800
5/8-11X1.3/4*	10	U01209.062.0175
5/8-11X2 Inch*	5	U01209.062.0200
5/8-11X2.1/4*	5	U01209.062.0225
5/8-11X2.1/2*	5	U01209.062.0250
5/8-11X2.3/4*	5	U01209.062.0275
5/8-11X3 Inch*	5	U01209.062.0300
5/8-11X3.1/4*	5	U01209.062.0325
5/8-11X3.1/2*	5	U01209.062.0350
5/8-11X3.3/4*	5	U01209.062.0375
5/8-11X4 Inch*	5	U01209.062.0400
5/8-11X4.1/2*	5	U01209.062.0450
5/8-11X5 Inch*	5	U01209.062.0500
5/8-11X5.1/2*	5	U01209.062.0550
5/8-11X6 Inch*	5	U01209.062.0600
3/4-10X2 Inch*	5	U01209.075.0200
3/4-10X2.1/4*	5	U01209.075.0225
3/4-10X2.1/2*	5	U01209.075.0250
3/4-10X2.3/4*	5	U01209.075.0275
3/4-10X3 Inch*	5	U01209.075.0300
3/4-10X3.1/4*	5	U01209.075.0325
3/4-10X3.1/2*	5	U01209.075.0350
3/4-10X4 Inch*	5	U01209.075.0400

Go to www.fabory.com for all your tools, safety and metalworking products

U01209 Hexagon head cap screw UNC fully threaded / Zeskant tapbout UNC / Vis à tête hexagonale UNC filetage total ←

D - TPI x L	✉	Art.number	D - TPI x L	✉	Art.number
3/4-10X4.1/2*	5	U01209.075.0450	3/4-10X5.1/2*	5	U01209.075.0550
3/4-10X5 Inch*	5	U01209.075.0500	3/4-10X6 Inch*	5	U01209.075.0600

U01010 Hexagon head cap screw UNC fully threaded / Zeskant tapbout UNC / Vis à tête hexagonale UNC filetage total X01A

Thread Unified National Coarse
Material Carbon steel SAE J429
Class Gr.5
Surface treatment Plain

RoHS



D - TPI x L	✉	Art.number	D - TPI x L	✉	Art.number	D - TPI x L	✉	Art.number
1/4-20X1.1/4*	100	U01010.025.0125				5/8-11X3 Inch*	5	U01010.062.0300
1/4-20X1.1/2*	100	U01010.025.0150	7/16-14X2 Inch*	25	U01010.043.0200	5/8-11X3.1/4*	5	U01010.062.0325
1/4-20X1.3/4*	100	U01010.025.0175	7/16-14X2.1/2*	10	U01010.043.0250	5/8-11X3.1/2*	5	U01010.062.0350
1/4-20X2 Inch*	50	U01010.025.0200	7/16-14X3 Inch*	10	U01010.043.0300	5/8-11X4 Inch*	5	U01010.062.0400
1/4-20X2.1/4*	50	U01010.025.0225				5/8-11X4.1/2*	5	U01010.062.0450
1/4-20X2.1/2*	50	U01010.025.0250	1/2-13X1.1/2*	25	U01010.050.0150	5/8-11X5 Inch*	5	U01010.062.0500
1/4-20X2.3/4*	50	U01010.025.0275	1/2-13X1.3/4	25	U01010.050.0175	5/8-11X6 Inch*	5	U01010.062.0600
1/4-20X3 Inch*	50	U01010.025.0300	1/2-13X2 Inch*	10	U01010.050.0200			
1/4-20X3.1/2*	50	U01010.025.0350	1/2-13X2.1/4*	10	U01010.050.0225	3/4-10X2.1/2*	5	U01010.075.0250
			1/2-13X2.1/2*	10	U01010.050.0250	3/4-10X3 Inch*	5	U01010.075.0300
5/16-18X1.1/4*	100	U01010.031.0125	1/2-13X3 Inch*	10	U01010.050.0300	3/4-10X3.1/2*	5	U01010.075.0350
5/16-18X1.1/2*	100	U01010.031.0150	1/2-13X3.1/4*	10	U01010.050.0325	3/4-10X4 Inch*	5	U01010.075.0400
5/16-18X1.3/4*	50	U01010.031.0175	1/2-13X3.1/2*	10	U01010.050.0350	3/4-10X5 Inch*	5	U01010.075.0500
5/16-18X2 Inch*	50	U01010.031.0200	1/2-13X3.3/4*	10	U01010.050.0375	3/4-10X6 Inch*	5	U01010.075.0600
5/16-18X2.1/2*	50	U01010.031.0250	1/2-13X4 Inch*	5	U01010.050.0400			
5/16-18X3 Inch*	50	U01010.031.0300	1/2-13X4.1/2*	5	U01010.050.0450	7/8-9X3.1/2*	5	U01010.087.0350
5/16-18X3.1/2*	50	U01010.031.0350	1/2-13X5 Inch*	5	U01010.050.0500	7/8-9X4 Inch*	5	U01010.087.0400
5/16-18X4 Inch*	25	U01010.031.0400	1/2-13X5.1/2*	5	U01010.050.0550	7/8-9X4.1/2*	5	U01010.087.0450
5/16-18X5 Inch*	25	U01010.031.0500	1/2-13X6 Inch*	5	U01010.050.0600	7/8-9X5 Inch*	5	U01010.087.0500
			1/2-13X7 Inch*	5	U01010.050.0700	7/8-9X6 Inch*	1	U01010.087.0600
3/8-16X1.1/2*	50	U01010.037.0150	1/2-13X8 Inch*	5	U01010.050.0800			
3/8-16X2 Inch*	25	U01010.037.0200	1/2-13X10 Inch*	5	U01010.050.1000	1.-8X3 Inch*	5	U01010.100.0300
3/8-16X2.1/2*	25	U01010.037.0250				1.-8X3.1/2*	5	U01010.100.0350
3/8-16X2.3/4*	25	U01010.037.0275	5/8-11X2 Inch*	5	U01010.062.0200	1.-8X4 Inch*	5	U01010.100.0400
3/8-16X3 Inch	25	U01010.037.0300	5/8-11X2.1/4*	5	U01010.062.0225	1.-8X4.1/2*	5	U01010.100.0450
3/8-16X3.1/2*	25	U01010.037.0350	5/8-11X2.1/2*	5	U01010.062.0250	1.-8X5 Inch*	5	U01010.100.0500
3/8-16X4 Inch*	10	U01010.037.0400	5/8-11X2.3/4*	5	U01010.062.0275	1.-8X6 Inch*	1	U01010.100.0600
3/8-16X5 Inch*	10	U01010.037.0500						

U01210 Hexagon head cap screw UNC fully threaded / Zeskant tapbout UNC / Vis à tête hexagonale UNC filetage total X01A

Thread Unified National Coarse
Material Carbon steel SAE J429
Class Gr.5
Surface treatment Zinc plated

RoHS



D - TPI x L	✉	Art.number	D - TPI x L	✉	Art.number	D - TPI x L	✉	Art.number
1/4-20X1 Inch*	100	U01210.025.0100	5/16-18X4.1/2*	25	U01210.031.0450	7/16-14X5 Inch*	10	U01210.043.0500
1/4-20X1.1/4*	100	U01210.025.0125	5/16-18X5 Inch*	25	U01210.031.0500	7/16-14X6 Inch*	5	U01210.043.0600
1/4-20X1.1/2*	100	U01210.025.0150	5/16-18X5.1/2*	25	U01210.031.0550			
1/4-20X1.3/4*	100	U01210.025.0175	5/16-18X6 Inch*	25	U01210.031.0600	1/2-13X1.1/2*	25	U01210.050.0150
1/4-20X2 Inch*	50	U01210.025.0200				1/2-13X1.3/4*	25	U01210.050.0175
1/4-20X2.1/4*	50	U01210.025.0225	3/8-16X1.1/4*	50	U01210.037.0125	1/2-13X2 Inch*	10	U01210.050.0200
1/4-20X2.1/2*	50	U01210.025.0250	3/8-16X1.1/2*	50	U01210.037.0150	1/2-13X2.1/4*	10	U01210.050.0225
1/4-20X2.3/4*	50	U01210.025.0275	3/8-16X1.3/4*	50	U01210.037.0175	1/2-13X2.1/2*	10	U01210.050.0250
1/4-20X3 Inch*	50	U01210.025.0300	3/8-16X2 Inch*	25	U01210.037.0200	1/2-13X2.3/4*	10	U01210.050.0275
1/4-20X3.1/4*	50	U01210.025.0325	3/8-16X2.1/4*	25	U01210.037.0225	1/2-13X3 Inch*	10	U01210.050.0300
1/4-20X3.1/2*	50	U01210.025.0350	3/8-16X2.1/2*	25	U01210.037.0250	1/2-13X3.1/4*	10	U01210.050.0325
1/4-20X4 Inch*	25	U01210.025.0400	3/8-16X2.3/4*	25	U01210.037.0275	1/2-13X3.1/2*	10	U01210.050.0350
1/4-20X4.1/2*	25	U01210.025.0450	3/8-16X3 Inch*	25	U01210.037.0300	1/2-13X4 Inch*	5	U01210.050.0400
1/4-20X5 Inch*	25	U01210.025.0500	3/8-16X3.1/2*	25	U01210.037.0350	1/2-13X4.1/2*	5	U01210.050.0450
1/4-20X5.1/2*	25	U01210.025.0550	3/8-16X3.3/4*	25	U01210.037.0375	1/2-13X5 Inch*	5	U01210.050.0500
1/4-20X6 Inch*	25	U01210.025.0600	3/8-16X4 Inch*	10	U01210.037.0400	1/2-13X5.1/2*	5	U01210.050.0550
			3/8-16X4.1/2*	10	U01210.037.0450	1/2-13X6 Inch*	5	U01210.050.0600
5/16-18X1 Inch*	100	U01210.031.0100	3/8-16X5 Inch*	10	U01210.037.0500	1/2-13X7 Inch*	5	U01210.050.0700
5/16-18X1.1/4*	100	U01210.031.0125	3/8-16X5.1/2*	10	U01210.037.0550	1/2-13X8 Inch*	5	U01210.050.0800
5/16-18X1.1/2*	100	U01210.031.0150	3/8-16X6 Inch*	10	U01210.037.0600	1/2-13X9 Inch*	5	U01210.050.0900
5/16-18X1.3/4*	50	U01210.031.0175				1/2-13X10 Inch*	5	U01210.050.1000
5/16-18X2 Inch*	50	U01210.031.0200	7/16-14X1.1/2*	25	U01210.043.0150			
5/16-18X2.1/4*	50	U01210.031.0225	7/16-14X2 Inch*	25	U01210.043.0200	5/8-11X1.3/4*	10	U01210.062.0175
5/16-18X2.1/2*	50	U01210.031.0250	7/16-14X2.1/4*	10	U01210.043.0225	5/8-11X2 Inch*	5	U01210.062.0200
5/16-18X2.3/4*	50	U01210.031.0275	7/16-14X2.1/2*	10	U01210.043.0250	5/8-11X2.1/4*	5	U01210.062.0225
5/16-18X3 Inch*	50	U01210.031.0300	7/16-14X3 Inch*	10	U01210.043.0300	5/8-11X2.1/2*	5	U01210.062.0250
5/16-18X3.1/4*	50	U01210.031.0325	7/16-14X3.1/2*	10	U01210.043.0350	5/8-11X2.3/4*	5	U01210.062.0275
5/16-18X3.1/2*	50	U01210.031.0350	7/16-14X4 Inch*	10	U01210.043.0400	5/8-11X3 Inch*	5	U01210.062.0300
5/16-18X3.3/4*	25	U01210.031.0375	7/16-14X4.1/2*	10	U01210.043.0450	5/8-11X3.1/4*	5	U01210.062.0325
5/16-18X4 Inch*	25	U01210.031.0400						

U01210 Hexagon head cap screw UNC fully threaded / Zeskant tapbout UNC / Vis à tête hexagonale UNC filetage total ←

D - TPI x L	✉	Art.number	D - TPI x L	✉	Art.number	D - TPI x L	✉	Art.number
5/8-11X3.1/2*	5	U01210.062.0350	3/4-10X3.1/2*	5	U01210.075.0350	7/8-9X3 Inch*	5	U01210.087.0300
5/8-11X3.3/4*	5	U01210.062.0375	3/4-10X3.3/4*	5	U01210.075.0375	7/8-9X3.1/2*	5	U01210.087.0350
5/8-11X4 Inch*	5	U01210.062.0400	3/4-10X4 Inch*	5	U01210.075.0400	7/8-9X4 Inch*	5	U01210.087.0400
5/8-11X4.1/2*	5	U01210.062.0450	3/4-10X4.1/2*	5	U01210.075.0450	7/8-9X5 Inch*	5	U01210.087.0500
5/8-11X5 Inch*	5	U01210.062.0500	3/4-10X5 Inch*	5	U01210.075.0500	7/8-9X5.1/2*	5	U01210.087.0550
5/8-11X5.1/2*	5	U01210.062.0550	3/4-10X5.1/2*	5	U01210.075.0550	7/8-9X6 Inch*	1	U01210.087.0600
5/8-11X6 Inch*	5	U01210.062.0600	3/4-10X6 Inch*	5	U01210.075.0600	7/8-9X8 Inch*	1	U01210.087.0800
			3/4-10X7 Inch*	1	U01210.075.0700			
3/4-10X2 Inch*	5	U01210.075.0200	3/4-10X8 Inch*	1	U01210.075.0800	1.-8X3 Inch*	5	U01210.100.0300
3/4-10X2.1/4*	5	U01210.075.0225	3/4-10X10 Inch*	1	U01210.075.1000	1.-8X3.1/2*	5	U01210.100.0350
3/4-10X2.1/2*	5	U01210.075.0250				1.-8X4 Inch*	5	U01210.100.0400
3/4-10X2.3/4*	5	U01210.075.0275	7/8-9X2.1/4*	5	U01210.087.0225	1.-8X4.1/2*	5	U01210.100.0450
3/4-10X3 Inch*	5	U01210.075.0300	7/8-9X2.1/2*	5	U01210.087.0250	1.-8X5 Inch*	5	U01210.100.0500
3/4-10X3.1/4*	5	U01210.075.0325	7/8-9X2.3/4*	5	U01210.087.0275	1.-8X6 Inch*	1	U01210.100.0600

U04110 Hexagon head cap screw UNC fully threaded / Zeskant tapbout UNC / Vis à tête hexagonale UNC filetage total X01A

Thread Unified National Coarse
Material Carbon steel SAE J429
Class Gr.8
Surface treatment Plain



D - TPI x L	✉	Art.number	D - TPI x L	✉	Art.number	D - TPI x L	✉	Art.number
1/4-20X1 Inch*	100	U04110.025.0100	3/8-16X6 Inch*	10	U04110.037.0600	5/8-11X6 Inch*	5	U04110.062.0600
1/4-20X1.1/4*	100	U04110.025.0125						
1/4-20X1.1/2*	100	U04110.025.0150	7/16-14X1.3/4*	25	U04110.043.0175	3/4-10X2 Inch*	5	U04110.075.0200
1/4-20X1.3/4*	100	U04110.025.0175	7/16-14X2 Inch*	25	U04110.043.0200	3/4-10X2.1/4*	5	U04110.075.0225
1/4-20X2 Inch*	50	U04110.025.0200	7/16-14X2.1/4*	10	U04110.043.0225	3/4-10X2.1/2*	5	U04110.075.0250
1/4-20X2.1/2*	50	U04110.025.0250	7/16-14X2.1/2*	10	U04110.043.0250	3/4-10X3 Inch*	5	U04110.075.0300
1/4-20X3 Inch*	50	U04110.025.0300	7/16-14X3 Inch*	10	U04110.043.0300	3/4-10X3.1/2*	5	U04110.075.0350
1/4-20X3.1/2*	50	U04110.025.0350	7/16-14X4 Inch*	10	U04110.043.0400	3/4-10X4 Inch*	5	U04110.075.0400
1/4-20X4 Inch*	25	U04110.025.0400	7/16-14X5 Inch*	10	U04110.043.0500	3/4-10X4.1/2*	5	U04110.075.0450
			7/16-14X6 Inch*	5	U04110.043.0600	3/4-10X5 Inch*	5	U04110.075.0500
5/16-18X1 Inch*	100	U04110.031.0100				3/4-10X6 Inch*	5	U04110.075.0600
5/16-18X1.1/4*	100	U04110.031.0125	1/2-13X1.1/2*	25	U04110.050.0150	3/4-10X7 Inch*	1	U04110.075.0700
5/16-18X1.1/2*	100	U04110.031.0150	1/2-13X1.3/4*	25	U04110.050.0175	3/4-10X8 Inch*	1	U04110.075.0800
5/16-18X1.3/4*	50	U04110.031.0175	1/2-13X2 Inch*	10	U04110.050.0200	3/4-10X9 Inch*	1	U04110.075.0900
5/16-18X2 Inch*	50	U04110.031.0200	1/2-13X2.1/4*	10	U04110.050.0225	3/4-10X10 Inch*	1	U04110.075.1000
5/16-18X2.1/2*	50	U04110.031.0250	1/2-13X2.1/2*	10	U04110.050.0250			
5/16-18X3 Inch*	50	U04110.031.0300	1/2-13X2.3/4*	10	U04110.050.0275	7/8-9X3 Inch*	5	U04110.087.0300
5/16-18X3.1/2*	50	U04110.031.0350	1/2-13X3 Inch*	10	U04110.050.0300	7/8-9X3.1/2*	5	U04110.087.0350
5/16-18X4 Inch*	25	U04110.031.0400	1/2-13X3.1/2*	10	U04110.050.0350	7/8-9X4 Inch*	5	U04110.087.0400
5/16-18X4.1/2*	25	U04110.031.0450	1/2-13X4 Inch*	5	U04110.050.0400	7/8-9X4.1/2*	5	U04110.087.0450
5/16-18X5 Inch*	25	U04110.031.0500	1/2-13X4.1/2*	5	U04110.050.0450	7/8-9X5 Inch*	5	U04110.087.0500
5/16-18X5.1/2*	25	U04110.031.0550	1/2-13X5 Inch*	5	U04110.050.0500	7/8-9X5.1/2*	5	U04110.087.0550
			1/2-13X5.1/2*	5	U04110.050.0550	7/8-9X6 Inch*	1	U04110.087.0600
3/8-16X1.1/4*	50	U04110.037.0125	1/2-13X6 Inch*	5	U04110.050.0600	7/8-9X8 Inch*	1	U04110.087.0800
3/8-16X1.1/2*	50	U04110.037.0150						
3/8-16X1.3/4*	50	U04110.037.0175	5/8-11X1.3/4*	10	U04110.062.0175	1.-8X2.1/2*	5	U04110.100.0250
3/8-16X2 Inch*	25	U04110.037.0200	5/8-11X2 Inch*	5	U04110.062.0200	1.-8X3 Inch*	5	U04110.100.0300
3/8-16X2.1/2*	25	U04110.037.0250	5/8-11X2.1/4*	5	U04110.062.0225	1.-8X3.1/2*	5	U04110.100.0350
3/8-16X2.3/4*	25	U04110.037.0275	5/8-11X2.1/2*	5	U04110.062.0250	1.-8X4 Inch*	5	U04110.100.0400
3/8-16X3 Inch*	25	U04110.037.0300	5/8-11X2.3/4*	5	U04110.062.0275	1.-8X4.1/2*	5	U04110.100.0450
3/8-16X3.1/4*	25	U04110.037.0325	5/8-11X3 Inch*	5	U04110.062.0300	1.-8X5 Inch*	5	U04110.100.0500
3/8-16X3.1/2*	25	U04110.037.0350	5/8-11X3.1/2*	5	U04110.062.0350	1.-8X5.1/2*	5	U04110.100.0550
3/8-16X4 Inch*	10	U04110.037.0400	5/8-11X4 Inch*	5	U04110.062.0400	1.-8X6 Inch*	1	U04110.100.0600
3/8-16X4.1/2*	10	U04110.037.0450	5/8-11X4.1/2*	5	U04110.062.0450	1.-8X8 Inch*	1	U04110.100.0800
3/8-16X5 Inch*	10	U04110.037.0500	5/8-11X5 Inch*	5	U04110.062.0500	1.-8X9 Inch*	1	U04110.100.0900
3/8-16X5.1/2*	10	U04110.037.0550	5/8-11X5.1/2*	5	U04110.062.0550	1.-8X10 Inch*	1	U04110.100.1000

- Warning: electroplating of these products may cause hydrogen embrittlement.

U51010 Hexagon head cap screw UNC fully threaded / Zeskant tapbout UNC / Vis à tête hexagonale UNC filetage total X15A

Thread Unified National Coarse
Material Stainless steel ASTM F593 304
Class CW1 / CW2



D - TPI x L	✉	Art.number	D - TPI x L	✉	Art.number	D - TPI x L	✉	Art.number
1/4-20X1 Inch*	100	U51010.025.0100	1/4-20X3.1/2*	25	U51010.025.0350	5/16-18X2.1/2*	25	U51010.031.0250
1/4-20X1.1/4*	100	U51010.025.0125	1/4-20X4 Inch*	25	U51010.025.0400	5/16-18X2.3/4*	25	U51010.031.0275
1/4-20X1.1/2*	100	U51010.025.0150				5/16-18X3 Inch*	25	U51010.031.0300
1/4-20X1.3/4*	100	U51010.025.0175	5/16-18X1.1/4*	50	U51010.031.0125	5/16-18X3.1/2*	25	U51010.031.0350
1/4-20X2 Inch*	50	U51010.025.0200	5/16-18X1.1/2*	50	U51010.031.0150	5/16-18X4 Inch*	10	U51010.031.0400
1/4-20X2.1/4*	50	U51010.025.0225	5/16-18X1.3/4*	50	U51010.031.0175	5/16-18X5 Inch*	10	U51010.031.0500
1/4-20X2.1/2*	50	U51010.025.0250	5/16-18X2 Inch*	50	U51010.031.0200			
1/4-20X3 Inch*	25	U51010.025.0300	5/16-18X2.1/4*	25	U51010.031.0225	3/8-16X1.1/4*	50	U51010.037.0125

U51010 Hexagon head cap screw UNC fully threaded / Zeskant tapbout UNC / Vis à tête hexagonale UNC filetage total ←

D - TPI x L	✉	Art.number	D - TPI x L	✉	Art.number	D - TPI x L	✉	Art.number
3/8-16X1.1/2*	25	U51010.037.0150	1/2-13X1.3/4*	10	U51010.050.0175	5/8-11X3.1/2*	5	U51010.062.0350
3/8-16X1.3/4*	25	U51010.037.0175	1/2-13X2 Inch*	10	U51010.050.0200	5/8-11X4 Inch*	5	U51010.062.0400
3/8-16X2 Inch*	25	U51010.037.0200	1/2-13X2.1/4*	10	U51010.050.0225	5/8-11X4.1/2*	5	U51010.062.0450
3/8-16X2.1/4*	25	U51010.037.0225	1/2-13X2.1/2*	10	U51010.050.0250	5/8-11X5 Inch*	5	U51010.062.0500
3/8-16X2.1/2*	25	U51010.037.0250	1/2-13X2.3/4*	10	U51010.050.0275	5/8-11X6 Inch*	5	U51010.062.0600
3/8-16X2.3/4*	25	U51010.037.0275	1/2-13X3 Inch*	5	U51010.050.0300			
3/8-16X3 Inch*	10	U51010.037.0300	1/2-13X3.1/2*	5	U51010.050.0350	3/4-10X2 Inch	5	U51010.075.0200
3/8-16X3.1/2*	10	U51010.037.0350	1/2-13X4 Inch*	5	U51010.050.0400	3/4-10X2.1/4*	5	U51010.075.0225
3/8-16X4 Inch*	10	U51010.037.0400	1/2-13X4.1/2*	5	U51010.050.0450	3/4-10X2.1/2*	5	U51010.075.0250
3/8-16X4.1/2*	10	U51010.037.0450	1/2-13X5 Inch*	5	U51010.050.0500	3/4-10X2.3/4*	5	U51010.075.0275
3/8-16X5 Inch*	10	U51010.037.0500	1/2-13X5.1/2*	5	U51010.050.0550	3/4-10X3 Inch*	5	U51010.075.0300
3/8-16X6 Inch*	10	U51010.037.0600	1/2-13X6 Inch*	5	U51010.050.0600	3/4-10X3.1/4*	5	U51010.075.0325
			1/2-13X8 Inch*	5	U51010.050.0800	3/4-10X3.1/2*	5	U51010.075.0350
7/16-14X1.1/2*	25	U51010.043.0150				3/4-10X4 Inch*	5	U51010.075.0400
7/16-14X2 Inch*	10	U51010.043.0200	5/8-11X2 Inch*	5	U51010.062.0200	3/4-10X4.1/2*	5	U51010.075.0450
7/16-14X2.1/2*	10	U51010.043.0250	5/8-11X2.1/4*	5	U51010.062.0225	3/4-10X5 Inch*	5	U51010.075.0500
7/16-14X3 Inch*	10	U51010.043.0300	5/8-11X2.1/2*	5	U51010.062.0250	3/4-10X6 Inch*	5	U51010.075.0600
			5/8-11X2.3/4*	5	U51010.062.0275			
1/2-13X1.1/2*	10	U51010.050.0150	5/8-11X3 Inch*	5	U51010.062.0300			

U55010 Hexagon head cap screw UNC fully threaded / Zeskant tapbout UNC / Vis à tête hexagonale UNC filetage total X15A

Thread Unified National Coarse
Material Stainless steel ASTM F593 316
Class CW1 / CW2



D - TPI x L	✉	Art.number	D - TPI x L	✉	Art.number	D - TPI x L	✉	Art.number
1/4-20X1.1/4*	100	U55010.025.0125				1/2-13X3.1/2*	5	U55010.050.0350
1/4-20X1.1/2*	100	U55010.025.0150	3/8-16X1.1/4*	50	U55010.037.0125	1/2-13X4 Inch*	5	U55010.050.0400
1/4-20X1.3/4*	100	U55010.025.0175	3/8-16X1.1/2*	25	U55010.037.0150	1/2-13X4.1/2*	5	U55010.050.0450
1/4-20X2 Inch*	50	U55010.025.0200	3/8-16X1.3/4*	25	U55010.037.0175	1/2-13X5 Inch*	5	U55010.050.0500
1/4-20X2.1/4*	50	U55010.025.0225	3/8-16X2 Inch*	25	U55010.037.0200	1/2-13X6 Inch*	5	U55010.050.0600
1/4-20X2.1/2*	50	U55010.025.0250	3/8-16X2.1/2*	25	U55010.037.0250			
1/4-20X2.3/4*	50	U55010.025.0275	3/8-16X3 Inch*	10	U55010.037.0300	5/8-11X2 Inch*	5	U55010.062.0200
1/4-20X3 Inch*	25	U55010.025.0300	3/8-16X3.1/2*	10	U55010.037.0350	5/8-11X2.1/2*	5	U55010.062.0250
1/4-20X3.1/2*	25	U55010.025.0350	3/8-16X4 Inch*	10	U55010.037.0400	5/8-11X3 Inch*	5	U55010.062.0300
1/4-20X4 Inch*	25	U55010.025.0400	3/8-16X4.1/2*	10	U55010.037.0450	5/8-11X3.1/2*	5	U55010.062.0350
			3/8-16X5 Inch*	10	U55010.037.0500	5/8-11X4 Inch*	5	U55010.062.0400
5/16-18X1.1/4*	50	U55010.031.0125	3/8-16X5.1/2*	10	U55010.037.0550	5/8-11X4.1/2*	5	U55010.062.0450
5/16-18X1.1/2*	50	U55010.031.0150	3/8-16X6 Inch*	10	U55010.037.0600	5/8-11X5 Inch*	5	U55010.062.0500
5/16-18X1.3/4*	50	U55010.031.0175				5/8-11X6 Inch*	5	U55010.062.0600
5/16-18X2 Inch*	50	U55010.031.0200	7/16-14X2.1/2*	10	U55010.043.0250			
5/16-18X2.1/2*	25	U55010.031.0250	7/16-14X3 Inch*	10	U55010.043.0300	3/4-10X2.1/2*	5	U55010.075.0250
5/16-18X3 Inch*	25	U55010.031.0300				3/4-10X3 Inch*	5	U55010.075.0300
5/16-18X3.1/2*	25	U55010.031.0350	1/2-13X2 Inch*	10	U55010.050.0200	3/4-10X3.1/2*	5	U55010.075.0350
5/16-18X4 Inch*	10	U55010.031.0400	1/2-13X2.1/2*	10	U55010.050.0250	3/4-10X4 Inch*	5	U55010.075.0400
5/16-18X5 Inch*	10	U55010.031.0500	1/2-13X3 Inch*	5	U55010.050.0300			

Hexagon head cap screw UNF fully threaded

Zeskant tapbout UNF ASME / Vis à tête hexagonale UNF filetage total

ASME B18.2.1

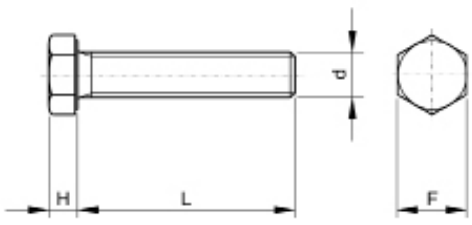



Technical Data

d	F	H	TPI
1/4	7/16	5/32	28
5/16	1/2	13/64	24
3/8	9/16	15/64	24
1/2	3/4	5/16	20
5/8	15/16	25/64	18
3/4	1.1/8	15/32	16

Article groups

Thread	Driving features	Material	Class	Surface treatment	Code	Page
UNF	Hexagon	St. SAE J429	Gr.5	Plain	U01070	1-142
UNF	Hexagon	St. SAE J429	Gr.5	ZPL	U01252	1-142
UNF	Hexagon	St. SAE J429	Gr.8	Plain	U04170	1-142
UNF	Hexagon	St.st. ASTM F593 304	CW1 / CW2		U51017	1-143

U01070 Hexagon head cap screw UNF fully threaded / Zeskant tapbout UNF ASME / Vis à tête hexagonale UNF filetage total X01A

Thread Unified National Fine
Material Carbon steel SAE J429
Class Gr.5
Surface treatment Plain



D - TPI x L	✉	Art.number	D - TPI x L	✉	Art.number	D - TPI x L	✉	Art.number
3/8-24X2 Inch*	25	U01070.037.0200	3/8-24X4 Inch*	10	U01070.037.0400	3/4-16X3.1/2*	5	U01070.075.0350
3/8-24X3 Inch*	25	U01070.037.0300				3/4-16X4 Inch*	5	U01070.075.0400

U01252 Hexagon head cap screw UNF fully threaded / Zeskant tapbout UNF ASME / Vis à tête hexagonale UNF filetage total X01A

Thread Unified National Fine
Material Carbon steel SAE J429
Class Gr.5
Surface treatment Zinc plated



D - TPI x L	✉	Art.number	D - TPI x L	✉	Art.number	D - TPI x L	✉	Art.number
3/8-24X1.1/2*	50	U01252.037.0150	3/8-24X5 Inch*	10	U01252.037.0500	1/2-20X4.1/2*	5	U01252.050.0450
3/8-24X2 Inch*	25	U01252.037.0200						
3/8-24X2.1/2*	25	U01252.037.0250	1/2-20X2 Inch*	10	U01252.050.0200	3/4-16X3.1/2*	5	U01252.075.0350
3/8-24X3 Inch*	25	U01252.037.0300	1/2-20X3 Inch*	10	U01252.050.0300	3/4-16X4 Inch*	5	U01252.075.0400
3/8-24X3.1/2*	25	U01252.037.0350	1/2-20X3.1/2*	10	U01252.050.0350			
3/8-24X4 Inch*	10	U01252.037.0400	1/2-20X4 Inch*	5	U01252.050.0400			

U04170 Hexagon head cap screw UNF fully threaded / Zeskant tapbout UNF ASME / Vis à tête hexagonale UNF filetage total X01A

Thread Unified National Fine
Material Carbon steel SAE J429
Class Gr.8
Surface treatment Plain



D - TPI x L	✉	Art.number	D - TPI x L	✉	Art.number	D - TPI x L	✉	Art.number
3/8-24X2 Inch*	25	U04170.037.0200	1/2-20X3.1/2*	10	U04170.050.0350	5/8-18X4 Inch*	5	U04170.062.0400
3/8-24X2.1/2*	25	U04170.037.0250	1/2-20X4 Inch*	5	U04170.050.0400	5/8-18X5 Inch*	5	U04170.062.0500
3/8-24X3 Inch*	25	U04170.037.0300						
			5/8-18X3 Inch*	5	U04170.062.0300	3/4-16X3.1/2*	5	U04170.075.0350
1/2-20X2 Inch*	10	U04170.050.0200	5/8-18X3.1/2*	5	U04170.062.0350	3/4-16X4 Inch*	5	U04170.075.0400
1/2-20X2.1/4*	10	U04170.050.0225						

- Warning: electroplating of these products may cause hydrogen embrittlement.

U51017 **Hexagon head cap screw UNF fully threaded / Zeskant tapbout UNF ASME / Vis à tête hexagonale UNF filetage total** **X15A**

Thread Unified National Fine
Material Stainless steel ASTM F593 304
Class CW1 / CW2



D - TPI x L	✉	Art.number	D - TPI x L	✉	Art.number	D - TPI x L	✉	Art.number
1/4-28X1 Inch*	100	U51017.025.0100	5/16-24X1.1/2*	50	U51017.031.0150	3/8-24X2.1/2*	25	U51017.037.0250
1/4-28X1.1/4*	100	U51017.025.0125	5/16-24X1.3/4*	50	U51017.031.0175	3/8-24X3 Inch*	10	U51017.037.0300
1/4-28X1.1/2*	100	U51017.025.0150	5/16-24X2 Inch*	50	U51017.031.0200			
1/4-28X1.3/4*	100	U51017.025.0175	5/16-24X2.1/2*	25	U51017.031.0250	1/2-20X1.1/2*	10	U51017.050.0150
1/4-28X2 Inch*	50	U51017.025.0200	5/16-24X3 Inch*	25	U51017.031.0300	1/2-20X1.3/4*	10	U51017.050.0175
1/4-28X2.1/4*	50	U51017.025.0225				1/2-20X2 Inch*	10	U51017.050.0200
1/4-28X2.1/2*	50	U51017.025.0250	3/8-24X1.1/4*	50	U51017.037.0125	1/2-20X2.1/4*	10	U51017.050.0225
1/4-28X2.3/4*	50	U51017.025.0275	3/8-24X1.1/2*	25	U51017.037.0150	1/2-20X2.1/2*	10	U51017.050.0250
1/4-28X3 Inch*	25	U51017.025.0300	3/8-24X1.3/4*	25	U51017.037.0175	1/2-20X2.3/4*	10	U51017.050.0275
			3/8-24X2 Inch*	25	U51017.037.0200	1/2-20X3 Inch*	5	U51017.050.0300
5/16-24X1.1/4*	50	U51017.031.0125	3/8-24X2.1/4*	25	U51017.037.0225			

Heavy hexagon head screw UNC/8UN ASTM

Zeskantbout ASTM UNC/8UN / Vis à tête hexagonale filetage total UNC/8UN ASTM

ASME B18.2.1

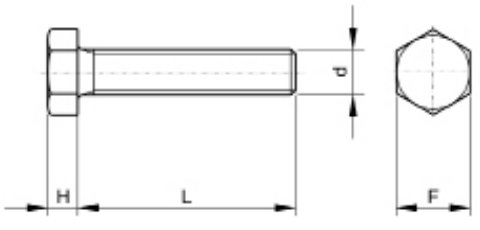



Technical Data

d	F	H	Threads per inch
3/8	11/16	1/4	20
1/2	7/8	11/32	13
5/8	1.1/16	27/64	11
3/4	1.1/4	1/2	10
7/8	1.7/16	37/64	9
1 Inch	1.5/8	43/64	8
1.1/8	1.13/16	3/4	7
1.1/4	2	27/32	7
1.3/8	2.3/16	29/32	6
1.1/2	2.3/8	1 Inch	6

Article groups

Thread	Driving features	Material	Class	Surface treatment	Code	Page
UNC	Hexagon	St. ASTM A193	Gr.B7	Plain	22750	1-143
8UN	Hexagon	St. ASTM A193	Gr.B7	Plain	22755	1-144
UNC	Hexagon	St. ASTM A320	Gr.L7	Plain	22760	1-144
8UN	Hexagon	St. ASTM A320	Gr.L7	Plain	22765	1-144
UNC	Hexagon	St.st. ASTM A193	Gr.B8		22770	1-144
UNC	Hexagon	St.st. ASTM A193	Gr.B8M Cl.2		22780	1-144

22750 **Heavy hexagon head screw UNC ASTM / Zeskant tapbout, zware uitvoering UNC ASTM / Vis à tête hexagonale à haut résistance 8UN ASTM** **G10A**

Thread Unified National Coarse
Material Steel ASTM A193
Class Gr.B7
Surface treatment Plain



d x L	✉	Art.number	d x L	✉	Art.number	d x L	✉	Art.number
1/2X100MM	1	22750.127.100	5/8X150MM	1	22750.158.150	7/8X100MM	1	22750.222.100
1/2X115MM	1	22750.127.115				7/8X150MM	1	22750.222.150
1/2X130MM	1	22750.127.130	3/4X75MM	1	22750.191.075			
			3/4X130MM	1	22750.191.130	1 Inch X100MM	1	22750.254.100
5/8X50MM	1	22750.158.050				1 Inch X140MM	1	22750.254.140
5/8X90MM	1	22750.158.090	7/8X50MM	1	22750.222.050	1 Inch X200MM	1	22750.254.200
5/8X100MM	1	22750.158.100						

22755 Heavy hexagon head screw 8UN ASTM / Zeskant tapbout, zware uitvoering 8UN ASTM / Vis à tête hexagonale à haut résistance 8UN ASTM — G10A

Thread 8 Unified National
Material Steel ASTM A193
Class Gr.B7
Surface treatment Plain



d x L	✉	Art.number	d x L	✉	Art.number	d x L	✉	Art.number
1.1/8X95MM	1	22755.285.095						
1.1/8X100MM	1	22755.285.100	1.1/4X100MM	1	22755.317.100	1.1/2X200MM	1	22755.381.200
1.1/8X200MM	1	22755.285.200	1.1/4X200MM	1	22755.317.200			

22760 Heavy hexagon head screw UNC ASTM / Zeskant tapbout, zware uitvoering UNC ASTM / Vis à tête hexagonale à haut résistance 8UN ASTM — G10A

Thread Unified National Coarse
Material Steel ASTM A320
Class Gr.L7
Surface treatment Plain



d x L	✉	Art.number	d x L	✉	Art.number	d x L	✉	Art.number
1/2X100MM	1	22760.127.100				7/8X200MM	1	22760.222.200
1/2X130MM	1	22760.127.130	3/4X75MM	1	22760.191.075			
			3/4X130MM	1	22760.191.130	1 Inch X150MM	1	22760.254.150
5/8X100MM	1	22760.158.100				1 Inch X200MM	1	22760.254.200
5/8X200MM	1	22760.158.200	7/8X150MM	1	22760.222.150			

22765 Heavy hexagon head screw 8UN ASTM / Zeskant tapbout, zware uitvoering 8UN ASTM / Vis à tête hexagonale à haut résistance 8UN ASTM — G10A

Thread 8 Unified National
Material Steel ASTM A320
Class Gr.L7
Surface treatment Plain



d x L	✉	Art.number	d x L	✉	Art.number	d x L	✉	Art.number
1.1/8X100MM	1	22765.285.100	1.1/4X180MM	1	22765.317.180			
1.1/8X190MM	1	22765.285.190				1.1/2X130MM	1	22765.381.130
			1.3/8X120MM	1	22765.349.120	1.1/2X180MM	1	22765.381.180
1.1/4X120MM	1	22765.317.120	1.3/8X180MM	1	22765.349.180	1.1/2X200MM	1	22765.381.200

22770 Heavy hexagon head screw UNC ASTM / Zeskant tapbout, zware uitvoering UNC ASTM / Vis à tête hexagonale à haut résistance 8UN ASTM — G12A

Thread Unified National Coarse
Material Stainless steel ASTM A193
Class Gr.B8



d x L	✉	Art.number	d x L	✉	Art.number	d x L	✉	Art.number
3/8X60MM	1	22770.096.060	5/8X120MM	1	22770.158.120	7/8X140MM	1	22770.222.140
1/2X60MM	1	22770.127.060	3/4X130MM	1	22770.191.130	1 Inch X100MM	1	22770.254.100
1/2X115MM	1	22770.127.115				1 Inch X140MM	1	22770.254.140

22780 Heavy hexagon head screw UNC ASTM / Zeskant tapbout, zware uitvoering UNC ASTM / Vis à tête hexagonale à haut résistance 8UN ASTM — G12A

Thread Unified National Coarse
Material Stainless steel ASTM A193
Class Gr.B8M Cl.2



d x L	✉	Art.number	d x L	✉	Art.number	d x L	✉	Art.number
3/8X60MM	1	22780.096.060	5/8X120MM	1	22780.158.120	7/8X140MM	1	22780.222.140
1/2X115MM	1	22780.127.115	3/4X130MM	1	22780.191.130	1 Inch X140MM	1	22780.254.140

Heavy hexagon bolt UNC

Zware zeskant bout UNC / Boulon hexagonal à haut résistance UNC

ASME B18.2.1

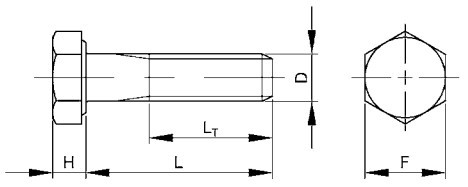



Technical Data

d	F	H	L_T (min.): L≤6 Inch	L_T (min.): L>6 Inch	TPI
1/2	7/8	11/32	1.25	1.50	13
5/8	1.1/16	27/64	1.50	1.75	11
3/4	1.1/4	1/2	1.75	2	10
7/8	1.7/16	37/64	2	2.25	9
1	1.5/8	43/64	2.25	2.50	8
1.1/8	1.13/16	3/4	2.50	2.75	7
1.1/4	2	27/32	2.75	3	7

Article groups

Thread	Driving features	Material	Class	Surface treatment		Code	Page
UNC	Hexagon	St. ASTM A307	Gr.B	Plain		U04000	1-145
UNC	Hexagon	St. ASTM A307	Gr.B	HDG	oversized	U04200	1-145

U04000 Heavy hexagon bolt UNC / Zware zeskant bout UNC / Boulon hexagonal à haut résistance UNC — X02A

Thread Unified National Coarse
Material Carbon steel ASTM A307
Class Gr.B
Surface treatment Plain



D - TPI x L	✉	Art.number	D - TPI x L	✉	Art.number	D - TPI x L	✉	Art.number
1/2-13X1.1/2*	25	U04000.050.0150	3/4-10X1.1/2*	10	U04000.075.0150	7/8-9X4.1/2*	5	U04000.087.0450
1/2-13X1.3/4*	25	U04000.050.0175	3/4-10X1.3/4*	10	U04000.075.0175	7/8-9X5 Inch*	5	U04000.087.0500
1/2-13X2 Inch*	25	U04000.050.0200	3/4-10X2 Inch*	10	U04000.075.0200			
1/2-13X2.1/4*	25	U04000.050.0225	3/4-10X2.1/4*	10	U04000.075.0225	1.-8X2.1/4*	5	U04000.100.0225
1/2-13X2.1/2*	25	U04000.050.0250	3/4-10X2.1/2*	10	U04000.075.0250	1.-8X2.1/2*	5	U04000.100.0250
1/2-13X2.3/4*	25	U04000.050.0275	3/4-10X2.3/4*	10	U04000.075.0275	1.-8X3 Inch*	5	U04000.100.0300
1/2-13X3 Inch*	25	U04000.050.0300	3/4-10X3 Inch*	10	U04000.075.0300	1.-8X3.1/4*	5	U04000.100.0325
			3/4-10X3.1/4*	10	U04000.075.0325	1.-8X3.1/2*	5	U04000.100.0350
5/8-11X1.1/2*	10	U04000.062.0150	3/4-10X3.1/2*	10	U04000.075.0350	1.-8X4 Inch*	5	U04000.100.0400
5/8-11X1.3/4*	10	U04000.062.0175	3/4-10X3.3/4*	10	U04000.075.0375	1.-8X4.1/2*	5	U04000.100.0450
5/8-11X2 Inch*	10	U04000.062.0200	3/4-10X4 Inch*	10	U04000.075.0400	1.-8X5 Inch*	5	U04000.100.0500
5/8-11X2.1/4*	10	U04000.062.0225	3/4-10X4.1/2*	10	U04000.075.0450			
5/8-11X2.1/2*	10	U04000.062.0250	3/4-10X5 Inch*	10	U04000.075.0500	1.1/8-7X4 Inch*	5	U04000.112.0400
5/8-11X2.3/4*	10	U04000.062.0275				1.1/8-7X4.1/2*	5	U04000.112.0450
5/8-11X3 Inch*	10	U04000.062.0300	7/8-9X2 Inch*	5	U04000.087.0200	1.1/8-7X5 Inch*	5	U04000.112.0500
5/8-11X3.1/4*	10	U04000.062.0325	7/8-9X2.1/4*	5	U04000.087.0225			
5/8-11X3.1/2*	10	U04000.062.0350	7/8-9X2.1/2*	5	U04000.087.0250	1.1/4-7X4 Inch*	5	U04000.125.0400
5/8-11X3.3/4*	10	U04000.062.0375	7/8-9X2.3/4*	5	U04000.087.0275	1.1/4-7X4.1/2*	5	U04000.125.0450
5/8-11X4 Inch*	10	U04000.062.0400	7/8-9X3 Inch*	5	U04000.087.0300	1.1/4-7X5 Inch*	5	U04000.125.0500
5/8-11X4.1/2*	10	U04000.062.0450	7/8-9X3.1/4*	5	U04000.087.0325	1.1/4-7X6 Inch*	5	U04000.125.0600
5/8-11X5 Inch*	10	U04000.062.0500	7/8-9X3.1/2*	5	U04000.087.0350			
			7/8-9X4 Inch*	5	U04000.087.0400			

U04200 Heavy hexagon bolt UNC oversized thread / Zeskantbout, zware uitvoering UNC overmaats / Boulon hexagonal à haut résistance UNC filetage en surcote — X01A

Thread Unified National Coarse
Material Carbon steel ASTM A307
Class Gr.B
Surface treatment Hot dip galvanized



D - TPI x L	✉	Art.number	D - TPI x L	✉	Art.number	D - TPI x L	✉	Art.number
1/2-13X1.1/2*	25	U04200.050.0150	5/8-11X1.1/2*	10	U04200.062.0150	5/8-11X2.3/4*	10	U04200.062.0275
1/2-13X1.3/4*	25	U04200.050.0175	5/8-11X1.3/4*	10	U04200.062.0175	5/8-11X3 Inch*	10	U04200.062.0300
1/2-13X2 Inch*	25	U04200.050.0200	5/8-11X2 Inch*	10	U04200.062.0200	5/8-11X3.1/4*	10	U04200.062.0325
1/2-13X2.1/4*	25	U04200.050.0225	5/8-11X2.1/4*	10	U04200.062.0225	5/8-11X3.1/2*	10	U04200.062.0350
1/2-13X2.1/2*	25	U04200.050.0250	5/8-11X2.1/2*	10	U04200.062.0250	5/8-11X3.3/4*	10	U04200.062.0375

U04200	Heavy hexagon bolt UNC oversized thread / Zeskantbout, zware uitvoering UNC overmaats / Boulon hexagonal à haut résistance UNC filetage en surcote	←

D - TPI x L	✉	Art.number	D - TPI x L	✉	Art.number	D - TPI x L	✉	Art.number
5/8-11X4 Inch*	10	U04200.062.0400	3/4-10X3.1/2*	10	U04200.075.0350			
5/8-11X4.1/2*	10	U04200.062.0450	3/4-10X4 Inch*	10	U04200.075.0400	1.-8X3.1/2*	5	U04200.100.0350
			3/4-10X4.1/2*	10	U04200.075.0450	1.-8X4 Inch*	5	U04200.100.0400
3/4-10X1.3/4*	10	U04200.075.0175	3/4-10X5 Inch*	10	U04200.075.0500	1.-8X4.1/2*	5	U04200.100.0450
3/4-10X2 Inch*	10	U04200.075.0200						
3/4-10X2.1/4*	10	U04200.075.0225	7/8-9X3.1/2*	5	U04200.087.0350	1.1/8-7X5 Inch*	5	U04200.112.0500
3/4-10X2.1/2*	10	U04200.075.0250	7/8-9X4 Inch*	5	U04200.087.0400			
3/4-10X3 Inch*	10	U04200.075.0300	7/8-9X4.1/2*	5	U04200.087.0450	1.1/4-7X6 Inch*	5	U04200.125.0600
3/4-10X3.1/4*	10	U04200.075.0325	7/8-9X5 Inch*	5	U04200.087.0500			

- Oversized hot dip galvanized bolts and screws are manufactured with standard thread tolerance class 2A before coating.
- After galvanizing they will therefore NOT fit into standard nuts or threaded holes with thread tolerance class 2B. Suitable nuts must be tapped oversized as per ASTM A563.

Heavy hexagon head structural bolt UNC

Constructiebout UNC / Vis de construction UNC

ASME B18.2.6

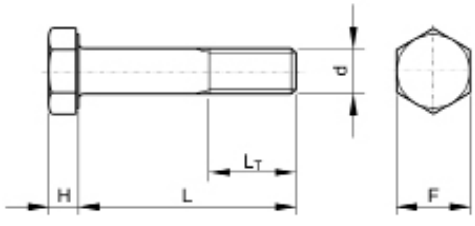



Technical Data

d	F	H	L_T (min.)	TPI
1/2	7/8	5/16	1	13
5/8	1.1/16	25/64	1.25	11
3/4	1.1/4	15/32	1.38	10
7/8	1.7/16	35/64	1.50	9
1	1.5/8	39/64	1.75	8
1.1/8	1.13/16	11/16	2	7
1.1/4	2	25/32	2	7

Article groups

Thread	Driving features	Material	Class	Surface treatment		Code	Page
UNC	Hexagon	Carbon or alloy steel ASTM F3125	Gr.A325 Type 1	Plain		U04005	1-146
UNC	Hexagon	Carbon or alloy steel ASTM F3125	Gr.A325 Type 1	HDG	oversized	U04210	1-147
UNC	Hexagon	Alloy st. ASTM F3125	Gr.A490 Type 1	Plain		U04008	1-148

U04005	Heavy hexagon head structural bolt UNC / Constructiebout UNC / Vis de construction UNC	X02A

Thread Unified National Coarse
Material Carbon or alloy steel ASTM F3125
Class Gr.A325 Type 1
Surface treatment Plain

RoHS



D - TPI x L	✉	Art.number	D - TPI x L	✉	Art.number	D - TPI x L	✉	Art.number
1/2-13X1.1/4*	25	U04005.050.0125	5/8-11X3.3/4*	10	U04005.062.0375	3/4-10X5 Inch*	10	U04005.075.0500
1/2-13X1.1/2*	25	U04005.050.0150	5/8-11X4 Inch*	10	U04005.062.0400	3/4-10X5.1/4*	10	U04005.075.0525
1/2-13X1.3/4*	25	U04005.050.0175	5/8-11X4.1/2*	10	U04005.062.0450	3/4-10X5.1/2*	10	U04005.075.0550
1/2-13X2 Inch*	25	U04005.050.0200	5/8-11X5 Inch*	10	U04005.062.0500	3/4-10X6 Inch*	10	U04005.075.0600
1/2-13X2.1/4*	25	U04005.050.0225	5/8-11X5.1/2*	10	U04005.062.0550	3/4-10X6.1/2*	10	U04005.075.0650
1/2-13X2.1/2*	25	U04005.050.0250	5/8-11X6 Inch*	10	U04005.062.0600	3/4-10X7 Inch*	10	U04005.075.0700
1/2-13X2.3/4*	25	U04005.050.0275				3/4-10X7.1/2*	10	U04005.075.0750
1/2-13X3 Inch*	25	U04005.050.0300	3/4-10X1.1/2*	10	U04005.075.0150	3/4-10X8 Inch*	10	U04005.075.0800
1/2-13X3.1/4*	25	U04005.050.0325	3/4-10X1.3/4*	10	U04005.075.0175			
1/2-13X3.1/2*	25	U04005.050.0350	3/4-10X2 Inch*	10	U04005.075.0200	7/8-9X2 Inch*	5	U04005.087.0200
1/2-13X3.3/4*	25	U04005.050.0375	3/4-10X2.1/4*	10	U04005.075.0225	7/8-9X2.1/4*	5	U04005.087.0225
1/2-13X4 Inch*	25	U04005.050.0400	3/4-10X2.1/2*	10	U04005.075.0250	7/8-9X2.1/2*	5	U04005.087.0250
			3/4-10X2.3/4*	10	U04005.075.0275	7/8-9X2.3/4*	5	U04005.087.0275
5/8-11X1.1/2*	10	U04005.062.0150	3/4-10X3 Inch*	10	U04005.075.0300	7/8-9X3 Inch*	5	U04005.087.0300
5/8-11X1.3/4*	10	U04005.062.0175	3/4-10X3.1/4*	10	U04005.075.0325	7/8-9X3.1/4*	5	U04005.087.0325
5/8-11X2 Inch*	10	U04005.062.0200	3/4-10X3.1/2*	10	U04005.075.0350	7/8-9X3.1/2*	5	U04005.087.0350
5/8-11X2.1/4*	10	U04005.062.0225	3/4-10X3.3/4*	10	U04005.075.0375	7/8-9X3.3/4*	5	U04005.087.0375
5/8-11X2.1/2*	10	U04005.062.0250	3/4-10X4 Inch*	10	U04005.075.0400	7/8-9X4 Inch*	5	U04005.087.0400
5/8-11X2.3/4*	10	U04005.062.0275	3/4-10X4.1/4*	10	U04005.075.0425	7/8-9X4.1/4*	5	U04005.087.0425
5/8-11X3 Inch*	10	U04005.062.0300	3/4-10X4.1/2*	10	U04005.075.0450	7/8-9X4.1/2*	5	U04005.087.0450
5/8-11X3.1/4*	10	U04005.062.0325	3/4-10X4.3/4*	10	U04005.075.0475	7/8-9X4.3/4*	5	U04005.087.0475
5/8-11X3.1/2*	10	U04005.062.0350						

U04005 Heavy hexagon head structural bolt UNC / Constructiebout UNC / Vis de construction UNC

D - TPI x L	✉	Art.number	D - TPI x L	✉	Art.number	D - TPI x L	✉	Art.number
7/8-9X5 Inch*	5	U04005.087.0500	1.-8X4.1/2*	5	U04005.100.0450	1.1/8-7X6.1/2*	5	U04005.112.0650
7/8-9X5.1/2*	5	U04005.087.0550	1.-8X5 Inch*	5	U04005.100.0500	1.1/8-7X7 Inch*	5	U04005.112.0700
7/8-9X6 Inch*	5	U04005.087.0600	1.-8X5.1/2*	5	U04005.100.0550	1.1/8-7X8 Inch*	5	U04005.112.0800
7/8-9X6.1/2*	5	U04005.087.0650	1.-8X6 Inch*	5	U04005.100.0600	1.1/8-7X9 Inch*	5	U04005.112.0900
7/8-9X7 Inch*	5	U04005.087.0700	1.-8X6.1/2*	5	U04005.100.0650	1.1/8-7X10 Inch*	5	U04005.112.1000
7/8-9X7.1/2*	5	U04005.087.0750	1.-8X7 Inch*	5	U04005.100.0700			
7/8-9X8 Inch*	5	U04005.087.0800	1.-8X7.1/2*	5	U04005.100.0750	1.1/4-7X3 Inch*	5	U04005.125.0300
			1.-8X8 Inch*	5	U04005.100.0800	1.1/4-7X3.1/4*	5	U04005.125.0325
1.-8X2 Inch*	5	U04005.100.0200				1.1/4-7X3.1/2*	5	U04005.125.0350
1.-8X2.1/4*	5	U04005.100.0225	1.1/8-7X3 Inch*	5	U04005.112.0300	1.1/4-7X4 Inch*	5	U04005.125.0400
1.-8X2.1/2*	5	U04005.100.0250	1.1/8-7X3.1/4*	5	U04005.112.0325	1.1/4-7X4.1/4*	5	U04005.125.0425
1.-8X2.3/4*	5	U04005.100.0275	1.1/8-7X3.1/2*	5	U04005.112.0350	1.1/4-7X4.1/2*	5	U04005.125.0450
1.-8X3 Inch*	5	U04005.100.0300	1.1/8-7X4 Inch*	5	U04005.112.0400	1.1/4-7X5 Inch*	5	U04005.125.0500
1.-8X3.1/4*	5	U04005.100.0325	1.1/8-7X4.1/4*	5	U04005.112.0425	1.1/4-7X5.1/2*	5	U04005.125.0550
1.-8X3.1/2*	5	U04005.100.0350	1.1/8-7X4.1/2*	5	U04005.112.0450	1.1/4-7X6 Inch*	5	U04005.125.0600
1.-8X3.3/4*	5	U04005.100.0375	1.1/8-7X5 Inch*	5	U04005.112.0500	1.1/4-7X6.1/2*	5	U04005.125.0650
1.-8X4 Inch*	5	U04005.100.0400	1.1/8-7X5.1/2*	5	U04005.112.0550	1.1/4-7X7 Inch*	5	U04005.125.0700
1.-8X4.1/4*	5	U04005.100.0425	1.1/8-7X6 Inch*	5	U04005.112.0600	1.1/4-7X8 Inch*	5	U04005.125.0800

U04210 Heavy hexagon head structural bolt UNC oversized thread / Constructiebout UNC overmaats / Boulon de construction UNC filetage en surcote X02A

Thread Unified National Coarse
Material Carbon or alloy steel ASTM F3125
Class Gr.A325 Type 1
Surface treatment Hot dip galvanized



D - TPI x L	✉	Art.number	D - TPI x L	✉	Art.number	D - TPI x L	✉	Art.number
1/2-13X1.1/4*	25	U04210.050.0125	3/4-10X4 Inch*	10	U04210.075.0400	1.-8X3.3/4*	5	U04210.100.0375
1/2-13X1.1/2*	25	U04210.050.0150	3/4-10X4.1/4*	10	U04210.075.0425	1.-8X4 Inch*	5	U04210.100.0400
1/2-13X1.3/4*	25	U04210.050.0175	3/4-10X4.1/2*	10	U04210.075.0450	1.-8X4.1/4*	5	U04210.100.0425
1/2-13X2 Inch*	25	U04210.050.0200	3/4-10X4.3/4*	10	U04210.075.0475	1.-8X4.1/2*	5	U04210.100.0450
1/2-13X2.1/4*	25	U04210.050.0225	3/4-10X5 Inch*	10	U04210.075.0500	1.-8X5 Inch*	5	U04210.100.0500
1/2-13X2.1/2*	25	U04210.050.0250	3/4-10X5.1/4*	10	U04210.075.0525	1.-8X5.1/2*	5	U04210.100.0550
1/2-13X2.3/4*	25	U04210.050.0275	3/4-10X5.1/2*	10	U04210.075.0550	1.-8X6 Inch*	5	U04210.100.0600
1/2-13X3 Inch*	25	U04210.050.0300	3/4-10X6 Inch*	10	U04210.075.0600	1.-8X6.1/2*	5	U04210.100.0650
1/2-13X3.1/4*	25	U04210.050.0325	3/4-10X6.1/2*	10	U04210.075.0650	1.-8X7 Inch*	5	U04210.100.0700
1/2-13X3.1/2*	25	U04210.050.0350	3/4-10X7 Inch*	10	U04210.075.0700	1.-8X7.1/2*	5	U04210.100.0750
1/2-13X3.3/4*	25	U04210.050.0375	3/4-10X7.1/2*	10	U04210.075.0750	1.-8X8 Inch*	5	U04210.100.0800
1/2-13X4 Inch*	25	U04210.050.0400	3/4-10X8 Inch*	10	U04210.075.0800			
						1.1/8-7X3 Inch*	5	U04210.112.0300
5/8-11X1.1/4*	10	U04210.062.0125	7/8-9X2 Inch*	5	U04210.087.0200	1.1/8-7X3.1/4*	5	U04210.112.0325
5/8-11X1.1/2*	10	U04210.062.0150	7/8-9X2.1/4*	5	U04210.087.0225	1.1/8-7X3.1/2*	5	U04210.112.0350
5/8-11X1.3/4*	10	U04210.062.0175	7/8-9X2.1/2*	5	U04210.087.0250	1.1/8-7X4 Inch*	5	U04210.112.0400
5/8-11X2 Inch*	10	U04210.062.0200	7/8-9X2.3/4*	5	U04210.087.0275	1.1/8-7X4.1/4*	5	U04210.112.0425
5/8-11X2.1/4*	10	U04210.062.0225	7/8-9X3 Inch*	5	U04210.087.0300	1.1/8-7X4.1/2*	5	U04210.112.0450
5/8-11X2.1/2*	10	U04210.062.0250	7/8-9X3.1/4*	5	U04210.087.0325	1.1/8-7X5 Inch*	5	U04210.112.0500
5/8-11X2.3/4*	10	U04210.062.0275	7/8-9X3.1/2*	5	U04210.087.0350	1.1/8-7X5.1/2*	5	U04210.112.0550
5/8-11X3 Inch*	10	U04210.062.0300	7/8-9X3.3/4*	5	U04210.087.0375	1.1/8-7X6 Inch*	5	U04210.112.0600
5/8-11X3.1/4*	10	U04210.062.0325	7/8-9X4 Inch*	5	U04210.087.0400	1.1/8-7X6.1/2*	5	U04210.112.0650
5/8-11X3.1/2*	10	U04210.062.0350	7/8-9X4.1/4*	5	U04210.087.0425	1.1/8-7X7 Inch*	5	U04210.112.0700
5/8-11X3.3/4*	10	U04210.062.0375	7/8-9X4.1/2*	5	U04210.087.0450	1.1/8-7X8 Inch*	5	U04210.112.0800
5/8-11X4 Inch*	10	U04210.062.0400	7/8-9X4.3/4*	5	U04210.087.0475	1.1/8-7X9 Inch*	5	U04210.112.0900
5/8-11X4.1/2*	10	U04210.062.0450	7/8-9X5 Inch*	5	U04210.087.0500	1.1/8-7X10 Inch*	5	U04210.112.1000
5/8-11X5 Inch*	10	U04210.062.0500	7/8-9X5.1/2*	5	U04210.087.0550			
5/8-11X5.1/2*	10	U04210.062.0550	7/8-9X6 Inch*	5	U04210.087.0600	1.1/4-7X3 Inch*	5	U04210.125.0300
5/8-11X6 Inch*	10	U04210.062.0600	7/8-9X6.1/2*	5	U04210.087.0650	1.1/4-7X3.1/4*	5	U04210.125.0325
			7/8-9X7 Inch*	5	U04210.087.0700	1.1/4-7X3.1/2*	5	U04210.125.0350
3/4-10X1.1/2*	10	U04210.075.0150	7/8-9X7.1/2*	5	U04210.087.0750	1.1/4-7X4 Inch*	5	U04210.125.0400
3/4-10X1.3/4*	10	U04210.075.0175	7/8-9X8 Inch*	5	U04210.087.0800	1.1/4-7X4.1/4*	5	U04210.125.0425
3/4-10X2 Inch*	10	U04210.075.0200				1.1/4-7X4.1/2*	5	U04210.125.0450
3/4-10X2.1/4*	10	U04210.075.0225	1.-8X2 Inch*	5	U04210.100.0200	1.1/4-7X5 Inch*	5	U04210.125.0500
3/4-10X2.1/2*	10	U04210.075.0250	1.-8X2.1/4*	5	U04210.100.0225	1.1/4-7X5.1/2*	5	U04210.125.0550
3/4-10X2.3/4*	10	U04210.075.0275	1.-8X2.1/2*	5	U04210.100.0250	1.1/4-7X6 Inch*	5	U04210.125.0600
3/4-10X3 Inch*	10	U04210.075.0300	1.-8X2.3/4*	5	U04210.100.0275	1.1/4-7X6.1/2*	5	U04210.125.0650
3/4-10X3.1/4*	10	U04210.075.0325	1.-8X3 Inch*	5	U04210.100.0300	1.1/4-7X7 Inch*	5	U04210.125.0700
3/4-10X3.1/2*	10	U04210.075.0350	1.-8X3.1/4*	5	U04210.100.0325	1.1/4-7X8 Inch*	5	U04210.125.0800
3/4-10X3.3/4*	10	U04210.075.0375	1.-8X3.1/2*	5	U04210.100.0350			

- Oversized hot dip galvanized bolts and screws are manufactured with standard thread tolerance class 2A before coating.
- After galvanizing they will therefore NOT fit into standard nuts or threaded holes with thread tolerance class 2B. Suitable nuts must be tapped oversized as per ASTM A563.

U04008 Heavy hexagon head structural bolt UNC / Constructiebout UNC / Vis de construction UNC X02A

Thread Unified National Coarse
Material Alloy steel ASTM F3125
Class Gr.A490 Type 1
Surface treatment Plain



D - TPI x L	✉	Art.number	D - TPI x L	✉	Art.number	D - TPI x L	✉	Art.number
5/8-11X1.1/2*	10	U04008.062.0150	3/4-10X7 Inch*	10	U04008.075.0700	1.-8X6 Inch*	5	U04008.100.0600
5/8-11X1.3/4*	10	U04008.062.0175	3/4-10X8 Inch*	10	U04008.075.0800	1.-8X6.1/2*	5	U04008.100.0650
5/8-11X2 Inch*	10	U04008.062.0200				1.-8X7 Inch*	5	U04008.100.0700
5/8-11X2.1/4*	10	U04008.062.0225	7/8-9X2 Inch*	5	U04008.087.0200	1.-8X7.1/2*	5	U04008.100.0750
5/8-11X2.1/2*	10	U04008.062.0250	7/8-9X2.1/4*	5	U04008.087.0225	1.-8X8 Inch*	5	U04008.100.0800
5/8-11X2.3/4*	10	U04008.062.0275	7/8-9X2.1/2*	5	U04008.087.0250			
5/8-11X3 Inch*	10	U04008.062.0300	7/8-9X2.3/4*	5	U04008.087.0275	1.1/8-7X3 Inch*	5	U04008.112.0300
5/8-11X3.1/4*	10	U04008.062.0325	7/8-9X3 Inch*	5	U04008.087.0300	1.1/8-7X3.1/4*	5	U04008.112.0325
5/8-11X3.1/2*	10	U04008.062.0350	7/8-9X3.1/4*	5	U04008.087.0325	1.1/8-7X3.1/2*	5	U04008.112.0350
5/8-11X3.3/4*	10	U04008.062.0375	7/8-9X3.1/2*	5	U04008.087.0350	1.1/8-7X4 Inch*	5	U04008.112.0400
5/8-11X4 Inch*	10	U04008.062.0400	7/8-9X3.3/4*	5	U04008.087.0375	1.1/8-7X4.1/4*	5	U04008.112.0425
5/8-11X4.1/2*	10	U04008.062.0450	7/8-9X4 Inch*	5	U04008.087.0400	1.1/8-7X4.1/2*	5	U04008.112.0450
5/8-11X5 Inch*	10	U04008.062.0500	7/8-9X4.1/4*	5	U04008.087.0425	1.1/8-7X5 Inch*	5	U04008.112.0500
5/8-11X5.1/2*	10	U04008.062.0550	7/8-9X4.1/2*	5	U04008.087.0450	1.1/8-7X5.1/2*	5	U04008.112.0550
5/8-11X6 Inch*	10	U04008.062.0600	7/8-9X4.3/4*	5	U04008.087.0475	1.1/8-7X6 Inch*	5	U04008.112.0600
			7/8-9X5 Inch*	5	U04008.087.0500	1.1/8-7X6.1/2*	5	U04008.112.0650
3/4-10X1.1/2*	10	U04008.075.0150	7/8-9X5.1/2*	5	U04008.087.0550	1.1/8-7X7 Inch*	5	U04008.112.0700
3/4-10X1.3/4*	10	U04008.075.0175	7/8-9X6 Inch*	5	U04008.087.0600	1.1/8-7X8 Inch*	5	U04008.112.0800
3/4-10X2 Inch*	10	U04008.075.0200	7/8-9X6.1/2*	5	U04008.087.0650	1.1/8-7X9 Inch*	5	U04008.112.0900
3/4-10X2.1/4*	10	U04008.075.0225	7/8-9X7 Inch*	5	U04008.087.0700	1.1/8-7X10 Inch*	5	U04008.112.1000
3/4-10X2.1/2*	10	U04008.075.0250	7/8-9X8 Inch*	5	U04008.087.0800			
3/4-10X2.3/4*	10	U04008.075.0275				1.1/4-7X3 Inch*	5	U04008.125.0300
3/4-10X3 Inch*	10	U04008.075.0300	1.-8X2 Inch*	5	U04008.100.0200	1.1/4-7X3.1/4*	5	U04008.125.0325
3/4-10X3.1/4*	10	U04008.075.0325	1.-8X2.1/4*	5	U04008.100.0225	1.1/4-7X3.1/2*	5	U04008.125.0350
3/4-10X3.1/2*	10	U04008.075.0350	1.-8X2.1/2*	5	U04008.100.0250	1.1/4-7X4 Inch*	5	U04008.125.0400
3/4-10X3.3/4*	10	U04008.075.0375	1.-8X2.3/4*	5	U04008.100.0275	1.1/4-7X4.1/4*	5	U04008.125.0425
3/4-10X4 Inch*	10	U04008.075.0400	1.-8X3 Inch*	5	U04008.100.0300	1.1/4-7X4.1/2*	5	U04008.125.0450
3/4-10X4.1/4*	10	U04008.075.0425	1.-8X3.1/4*	5	U04008.100.0325	1.1/4-7X5 Inch*	5	U04008.125.0500
3/4-10X4.1/2*	10	U04008.075.0450	1.-8X3.1/2*	5	U04008.100.0350	1.1/4-7X5.1/2*	5	U04008.125.0550
3/4-10X4.3/4*	10	U04008.075.0475	1.-8X3.3/4*	5	U04008.100.0375	1.1/4-7X6 Inch*	5	U04008.125.0600
3/4-10X5 Inch*	10	U04008.075.0500	1.-8X4 Inch*	5	U04008.100.0400	1.1/4-7X6.1/2*	5	U04008.125.0650
3/4-10X5.1/4*	10	U04008.075.0525	1.-8X4.1/4*	5	U04008.100.0425	1.1/4-7X7 Inch*	5	U04008.125.0700
3/4-10X5.1/2*	10	U04008.075.0550	1.-8X4.1/2*	5	U04008.100.0450	1.1/4-7X8 Inch*	5	U04008.125.0800
3/4-10X6 Inch*	10	U04008.075.0600	1.-8X5 Inch*	5	U04008.100.0500			
3/4-10X6.1/2*	10	U04008.075.0650	1.-8X5.1/2*	5	U04008.100.0550			

- Warning: electroplating of these products may cause hydrogen embrittlement.

Heavy hexagon structural nut UNC

Constructiemoer UNC / Écrou hexagonal à haute résistance UNC

ASME B18.2.6

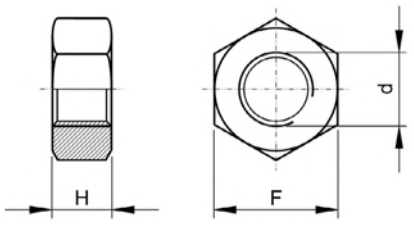



Technical Data

d	F	H	TPI
1/2	7/8	31/64	13
5/8	1.1/16	39/64	11
3/4	1.1/4	47/64	10
7/8	1.7/16	55/64	9
1	1.5/8	63/64	8
1.1/8	1.13/16	1.7/64	7
1.1/4	2	1.7/32	7

Article groups

Thread	Driving features	Material	Class	Surface treatment		Code	Page
UNC	Hexagon	St. ASTM A563	Gr.C	Plain		U04025	1-149
UNC	Hexagon	St. ASTM A563	Gr.DH	Plain		U04026	1-149
UNC	Hexagon	St. ASTM A563	Gr.DH	HDG	oversized	U04225	1-149

U04025 Heavy hexagon structural nut UNC / Constructiemoer UNC / Écrou hexagonal à haute résistance UNC — X01A

Thread Unified National Coarse
Material Carbon steel ASTM A563
Class Gr.C
Surface treatment Plain



d - TPI	✉	Art.number	d - TPI	✉	Art.number	d - TPI	✉	Art.number
1/2-13*	25	U04025.050.0001	7/8-9*	5	U04025.087.0001	1.1/8-7*	5	U04025.112.0001
5/8-11*	10	U04025.062.0001	1.-8*	5	U04025.100.0001	1.1/4-7*	5	U04025.125.0001
3/4-10*	10	U04025.075.0001						

U04026 Heavy hexagon structural nut UNC / Constructiemoer UNC / Écrou hexagonal à haute résistance UNC — X01A

Thread Unified National Coarse
Material Carbon steel ASTM A563
Class Gr.DH
Surface treatment Plain



d - TPI	✉	Art.number	d - TPI	✉	Art.number	d - TPI	✉	Art.number
1/2-13*	25	U04026.050.0001	7/8-9*	5	U04026.087.0001	1.1/8-7*	5	U04026.112.0001
5/8-11*	10	U04026.062.0001	1.-8*	5	U04026.100.0001	1.1/4-7*	5	U04026.125.0001
3/4-10*	10	U04026.075.0001						

U04225 Heavy hexagon structural nut UNC oversized thread / Constructiemoer UNC overmaats / Écrou de construction filetage UNC en surcote — X01A

Thread Unified National Coarse
Material Carbon steel ASTM A563
Class Gr.DH
Surface treatment Hot dip galvanized



d - TPI	✉	Art.number	d - TPI	✉	Art.number	d - TPI	✉	Art.number
1/2-13*	25	U04225.050.0001	7/8-9*	5	U04225.087.0001	1.1/8-7*	5	U04225.112.0001
5/8-11*	10	U04225.062.0001	1.-8*	5	U04225.100.0001	1.1/4-7*	5	U04225.125.0001
3/4-10*	10	U04225.075.0001						

- Oversized hot dip galvanized bolts and screws are manufactured with standard thread tolerance class 2A before coating.
- After galvanizing they will therefore NOT fit into standard nuts or threaded holes with thread tolerance class 2B. Suitable nuts must be tapped oversized as per ASTM A563.

FABORY

1

Structural assembly set UNC

Boutset voor constructie UNC / Boulon avec écrou de construction UNC

ASME B18.2.6

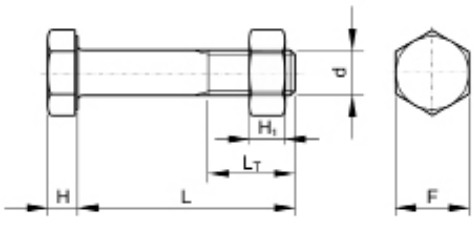

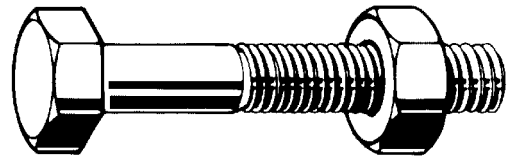

Technical Data

d	F	H	H_1	L_T (min.)	TPI
1/2	7/8	5/16	31/64	1	13
5/8	1.1/16	25/64	39/64	1.25	11
3/4	1.1/4	15/32	47/64	1.38	10
7/8	1.7/16	35/64	55/64	1.50	9
1	1.5/8	39/64	63/64	1.75	8
1.1/8	1.13/16	11/16	1.7/64	2	7
1.1/4	2	25/32	1.7/32	2	7

Article groups

Thread	Driving features	Material	Class	Surface treatment		Code	Page
UNC	Hexagon	St. ASTM F3125-A563	Gr.A325 Type 1/Gr.DH	Plain		U04006	1-150
UNC	Hexagon	St. ASTM F3125-A563	Gr.A325 Type 1/Gr.DH	HDG	oversized	U04211	1-151

U04006 Structural assembly set UNC / Boutset voor constructie UNC / Boulon avec écrou de construction UNC X02A

Thread Unified National Coarse
Material Carbon or alloy steel ASTM F3125-A563
Class Gr.A325 Type 1/Gr.DH
Surface treatment Plain

RoHS

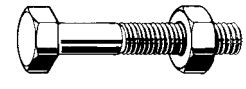

D - TPI x L	✉	Art.number	D - TPI x L	✉	Art.number	D - TPI x L	✉	Art.number
1/2-13X1.1/4*	25	U04006.050.0125	3/4-10X4 Inch*	5	U04006.075.0400	1.-8X3.3/4*	5	U04006.100.0375
1/2-13X1.1/2*	25	U04006.050.0150	3/4-10X4.1/4*	5	U04006.075.0425	1.-8X4 Inch*	5	U04006.100.0400
1/2-13X1.3/4*	25	U04006.050.0175	3/4-10X4.1/2*	5	U04006.075.0450	1.-8X4.1/4*	5	U04006.100.0425
1/2-13X2 Inch*	25	U04006.050.0200	3/4-10X4.3/4*	5	U04006.075.0475	1.-8X4.1/2*	5	U04006.100.0450
1/2-13X2.1/4*	25	U04006.050.0225	3/4-10X5 Inch*	5	U04006.075.0500	1.-8X5 Inch*	5	U04006.100.0500
1/2-13X2.1/2*	25	U04006.050.0250	3/4-10X5.1/4*	5	U04006.075.0525	1.-8X5.1/2*	5	U04006.100.0550
1/2-13X2.3/4*	25	U04006.050.0275	3/4-10X5.1/2*	5	U04006.075.0550	1.-8X6 Inch*	5	U04006.100.0600
1/2-13X3 Inch*	25	U04006.050.0300	3/4-10X6 Inch*	5	U04006.075.0600	1.-8X6.1/2*	5	U04006.100.0650
1/2-13X3.1/4*	25	U04006.050.0325	3/4-10X6.1/2*	5	U04006.075.0650	1.-8X7 Inch*	5	U04006.100.0700
1/2-13X3.1/2*	25	U04006.050.0350	3/4-10X7 Inch*	5	U04006.075.0700	1.-8X7.1/2*	5	U04006.100.0750
1/2-13X3.3/4*	25	U04006.050.0375	3/4-10X7.1/2*	5	U04006.075.0750	1.-8X8 Inch*	5	U04006.100.0800
1/2-13X4 Inch*	25	U04006.050.0400	3/4-10X8 Inch*	5	U04006.075.0800			
						1.1/8-7X3 Inch*	5	U04006.112.0300
5/8-11X1.1/4*	10	U04006.062.0125	7/8-9X2 Inch*	5	U04006.087.0200	1.1/8-7X3.1/4*	5	U04006.112.0325
5/8-11X1.1/2*	10	U04006.062.0150	7/8-9X2.1/4*	5	U04006.087.0225	1.1/8-7X3.1/2*	5	U04006.112.0350
5/8-11X1.3/4*	10	U04006.062.0175	7/8-9X2.1/2*	5	U04006.087.0250	1.1/8-7X4 Inch*	5	U04006.112.0400
5/8-11X2 Inch*	10	U04006.062.0200	7/8-9X2.3/4*	5	U04006.087.0275	1.1/8-7X4.1/4*	5	U04006.112.0425
5/8-11X2.1/4*	10	U04006.062.0225	7/8-9X3 Inch*	5	U04006.087.0300	1.1/8-7X4.1/2*	5	U04006.112.0450
5/8-11X2.1/2*	10	U04006.062.0250	7/8-9X3.1/4*	5	U04006.087.0325	1.1/8-7X5 Inch*	5	U04006.112.0500
5/8-11X2.3/4*	10	U04006.062.0275	7/8-9X3.1/2*	5	U04006.087.0350	1.1/8-7X5.1/2*	5	U04006.112.0550
5/8-11X3 Inch*	10	U04006.062.0300	7/8-9X3.3/4*	5	U04006.087.0375	1.1/8-7X6 Inch*	5	U04006.112.0600
5/8-11X3.1/4*	10	U04006.062.0325	7/8-9X4 Inch*	5	U04006.087.0400	1.1/8-7X6.1/2*	5	U04006.112.0650
5/8-11X3.1/2*	10	U04006.062.0350	7/8-9X4.1/4*	5	U04006.087.0425	1.1/8-7X7 Inch*	5	U04006.112.0700
5/8-11X3.3/4*	10	U04006.062.0375	7/8-9X4.1/2*	5	U04006.087.0450	1.1/8-7X8 Inch*	5	U04006.112.0800
5/8-11X4 Inch*	10	U04006.062.0400	7/8-9X4.3/4*	5	U04006.087.0475	1.1/8-7X9 Inch*	5	U04006.112.0900
5/8-11X4.1/2*	10	U04006.062.0450	7/8-9X5 Inch*	5	U04006.087.0500	1.1/8-7X10 Inch*	5	U04006.112.1000
5/8-11X5 Inch*	10	U04006.062.0500	7/8-9X5.1/2*	5	U04006.087.0550			
5/8-11X5.1/2*	10	U04006.062.0550	7/8-9X6 Inch*	5	U04006.087.0600	1.1/4-7X3 Inch*	5	U04006.125.0300
5/8-11X6 Inch*	10	U04006.062.0600	7/8-9X6.1/2*	5	U04006.087.0650	1.1/4-7X3.1/4*	5	U04006.125.0325
			7/8-9X7 Inch*	5	U04006.087.0700	1.1/4-7X3.1/2*	5	U04006.125.0350
3/4-10X1.1/2*	5	U04006.075.0150	7/8-9X7.1/2*	5	U04006.087.0750	1.1/4-7X4 Inch*	5	U04006.125.0400
3/4-10X1.3/4*	5	U04006.075.0175	7/8-9X8 Inch*	5	U04006.087.0800	1.1/4-7X4.1/4*	5	U04006.125.0425
3/4-10X2 Inch*	5	U04006.075.0200				1.1/4-7X4.1/2*	5	U04006.125.0450
3/4-10X2.1/4*	5	U04006.075.0225	1.-8X2 Inch*	5	U04006.100.0200	1.1/4-7X5 Inch*	5	U04006.125.0500
3/4-10X2.1/2*	5	U04006.075.0250	1.-8X2.1/4*	5	U04006.100.0225	1.1/4-7X5.1/2*	5	U04006.125.0550
3/4-10X2.3/4*	5	U04006.075.0275	1.-8X2.1/2*	5	U04006.100.0250	1.1/4-7X6 Inch*	5	U04006.125.0600
3/4-10X3 Inch*	5	U04006.075.0300	1.-8X2.3/4*	5	U04006.100.0275	1.1/4-7X6.1/2*	5	U04006.125.0650
3/4-10X3.1/4*	5	U04006.075.0325	1.-8X3 Inch*	5	U04006.100.0300	1.1/4-7X7 Inch*	5	U04006.125.0700
3/4-10X3.1/2*	5	U04006.075.0350	1.-8X3.1/4*	5	U04006.100.0325	1.1/4-7X8 Inch*	5	U04006.125.0800
3/4-10X3.3/4*	5	U04006.075.0375	1.-8X3.1/2*	5	U04006.100.0350			

Go to www.fabory.com for all your tools, safety and metalworking products

U04211 Structural assembly set UNC oversized thread / Boutset voor constructie UNC overmaats / Boulon de construction avec écrou UNC filetage en surcote X02A

Thread Unified National Coarse
Material Carbon or alloy steel ASTM F3125-A563
Class Gr.A325 Type 1/Gr.DH
Surface treatment Hot dip galvanized



D - TPI x L	✉	Art.number	D - TPI x L	✉	Art.number	D - TPI x L	✉	Art.number
1/2-13X1.1/4*	25	U04211.050.0125	3/4-10X4 Inch*	5	U04211.075.0400	1.-8X3.3/4*	5	U04211.100.0375
1/2-13X1.1/2*	25	U04211.050.0150	3/4-10X4.1/4*	5	U04211.075.0425	1.-8X4 Inch*	5	U04211.100.0400
1/2-13X1.3/4*	25	U04211.050.0175	3/4-10X4.1/2*	5	U04211.075.0450	1.-8X4.1/4*	5	U04211.100.0425
1/2-13X2 Inch*	25	U04211.050.0200	3/4-10X4.3/4*	5	U04211.075.0475	1.-8X4.1/2*	5	U04211.100.0450
1/2-13X2.1/4*	25	U04211.050.0225	3/4-10X5 Inch*	5	U04211.075.0500	1.-8X5 Inch*	5	U04211.100.0500
1/2-13X2.1/2*	25	U04211.050.0250	3/4-10X5.1/4*	5	U04211.075.0525	1.-8X5.1/2*	5	U04211.100.0550
1/2-13X2.3/4*	25	U04211.050.0275	3/4-10X5.1/2*	5	U04211.075.0550	1.-8X6 Inch*	5	U04211.100.0600
1/2-13X3 Inch*	25	U04211.050.0300	3/4-10X6 Inch*	5	U04211.075.0600	1.-8X6.1/2*	5	U04211.100.0650
1/2-13X3.1/4*	25	U04211.050.0325	3/4-10X6.1/2*	5	U04211.075.0650	1.-8X7 Inch*	5	U04211.100.0700
1/2-13X3.1/2*	25	U04211.050.0350	3/4-10X7 Inch*	5	U04211.075.0700	1.-8X7.1/2*	5	U04211.100.0750
1/2-13X3.3/4*	25	U04211.050.0375	3/4-10X7.1/2*	5	U04211.075.0750	1.-8X8 Inch*	5	U04211.100.0800
1/2-13X4 Inch*	25	U04211.050.0400	3/4-10X8 Inch*	5	U04211.075.0800			
						1.1/8-7X3 Inch*	5	U04211.112.0300
5/8-11X1.1/4*	10	U04211.062.0125	7/8-9X2 Inch*	5	U04211.087.0200	1.1/8-7X3.1/4*	5	U04211.112.0325
5/8-11X1.1/2*	10	U04211.062.0150	7/8-9X2.1/4*	5	U04211.087.0225	1.1/8-7X3.1/2*	5	U04211.112.0350
5/8-11X1.3/4*	10	U04211.062.0175	7/8-9X2.1/2*	5	U04211.087.0250	1.1/8-7X4 Inch*	5	U04211.112.0400
5/8-11X2 Inch*	10	U04211.062.0200	7/8-9X2.3/4*	5	U04211.087.0275	1.1/8-7X4.1/4*	5	U04211.112.0425
5/8-11X2.1/4*	10	U04211.062.0225	7/8-9X3 Inch*	5	U04211.087.0300	1.1/8-7X4.1/2*	5	U04211.112.0450
5/8-11X2.1/2*	10	U04211.062.0250	7/8-9X3.1/4*	5	U04211.087.0325	1.1/8-7X5 Inch*	5	U04211.112.0500
5/8-11X2.3/4*	10	U04211.062.0275	7/8-9X3.1/2*	5	U04211.087.0350	1.1/8-7X5.1/2*	5	U04211.112.0550
5/8-11X3 Inch*	10	U04211.062.0300	7/8-9X3.3/4*	5	U04211.087.0375	1.1/8-7X6 Inch*	5	U04211.112.0600
5/8-11X3.1/4*	10	U04211.062.0325	7/8-9X4 Inch*	5	U04211.087.0400	1.1/8-7X6.1/2*	5	U04211.112.0650
5/8-11X3.1/2*	10	U04211.062.0350	7/8-9X4.1/4*	5	U04211.087.0425	1.1/8-7X7 Inch*	5	U04211.112.0700
5/8-11X3.3/4*	10	U04211.062.0375	7/8-9X4.1/2*	5	U04211.087.0450	1.1/8-7X8 Inch*	5	U04211.112.0800
5/8-11X4 Inch*	10	U04211.062.0400	7/8-9X4.3/4*	5	U04211.087.0475	1.1/8-7X9 Inch*	5	U04211.112.0900
5/8-11X4.1/2*	10	U04211.062.0450	7/8-9X5 Inch*	5	U04211.087.0500	1.1/8-7X10 Inch*	5	U04211.112.1000
5/8-11X5 Inch*	10	U04211.062.0500	7/8-9X5.1/2*	5	U04211.087.0550			
5/8-11X5.1/2*	10	U04211.062.0550	7/8-9X6 Inch*	5	U04211.087.0600	1.1/4-7X3 Inch*	5	U04211.125.0300
5/8-11X6 Inch*	10	U04211.062.0600	7/8-9X6.1/2*	5	U04211.087.0650	1.1/4-7X3.1/4*	5	U04211.125.0325
			7/8-9X7 Inch*	5	U04211.087.0700	1.1/4-7X3.1/2*	5	U04211.125.0350
3/4-10X1.1/2*	5	U04211.075.0150	7/8-9X7.1/2*	5	U04211.087.0750	1.1/4-7X4 Inch*	5	U04211.125.0400
3/4-10X1.3/4*	5	U04211.075.0175	7/8-9X8 Inch*	5	U04211.087.0800	1.1/4-7X4.1/4*	5	U04211.125.0425
3/4-10X2 Inch*	5	U04211.075.0200				1.1/4-7X4.1/2*	5	U04211.125.0450
3/4-10X2.1/4*	5	U04211.075.0225	1.-8X2 Inch*	5	U04211.100.0200	1.1/4-7X5 Inch*	5	U04211.125.0500
3/4-10X2.1/2*	5	U04211.075.0250	1.-8X2.1/4*	5	U04211.100.0225	1.1/4-7X5.1/2*	5	U04211.125.0550
3/4-10X2.3/4*	5	U04211.075.0275	1.-8X2.1/2*	5	U04211.100.0250	1.1/4-7X6 Inch*	5	U04211.125.0600
3/4-10X3 Inch*	5	U04211.075.0300	1.-8X2.3/4*	5	U04211.100.0275	1.1/4-7X6.1/2*	5	U04211.125.0650
3/4-10X3.1/4*	5	U04211.075.0325	1.-8X3 Inch*	5	U04211.100.0300	1.1/4-7X7 Inch*	5	U04211.125.0700
3/4-10X3.1/2*	5	U04211.075.0350	1.-8X3.1/4*	5	U04211.100.0325	1.1/4-7X8 Inch*	5	U04211.125.0800
3/4-10X3.3/4*	5	U04211.075.0375	1.-8X3.1/2*	5	U04211.100.0350			

- Oversized hot dip galvanized bolts and screws are manufactured with standard thread tolerance class 2A before coating.
- After galvanizing they will therefore NOT fit into standard nuts or threaded holes with thread tolerance class 2B. Suitable nuts must be tapped oversized as per ASTM A563.

Hardened circular washer

Geharde sluitring / Rondelle durcie

ASTM F436

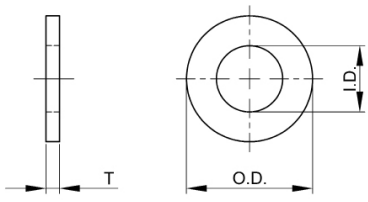



Technical Data

For nom. size	ID	OD	T (max.)	T (min.)
1/2	0.531	1.063	0.177	0.097
5/8	0.688	1.313	0.177	0.122
3/4	0.813	1.468	0.177	0.122
7/8	0.938	1.750	0.177	0.136
1	1.063	2.000	0.177	0.136
1.1/8	1.188	2.250	0.177	0.136
1.1/4	1.375	2.500	0.177	0.136

Article groups

Material	Surface treatment	Code	Page
St. ASTM F436	Plain	U04035	1-152
St. ASTM F436	HDG	U04237	1-152

U04035 Hardened circular washer / Geharde sluitring / Rondelle durcie — X09A

Material Carbon steel ASTM F436
Surface treatment Plain



For nom. size	✉	Art.number	For nom. size	✉	Art.number	For nom. size	✉	Art.number
1/2*	25	U04035.050.0001	7/8	5	U04035.087.0001	1.1/8*	5	U04035.112.0001
5/8*	10	U04035.062.0001	1 Inch*	5	U04035.100.0001	1.1/4*	5	U04035.125.0001
3/4*	10	U04035.075.0001						

U04237 Hardened circular washer / Geharde sluitring / Rondelle durcie — X09A

Material Carbon steel ASTM F436
Surface treatment Hot dip galvanized



For nom. size	✉	Art.number	For nom. size	✉	Art.number	For nom. size	✉	Art.number
1/2	25	U04237.050.0001	7/8*	5	U04237.087.0001	1.1/8*	5	U04237.112.0001
5/8*	10	U04237.062.0001	1 Inch*	5	U04237.100.0001	1.1/4*	5	U04237.125.0001
3/4*	10	U04237.075.0001						

Track shoe bolt UNF

Track shoe bout UNF / Boulon Track shoe UNF

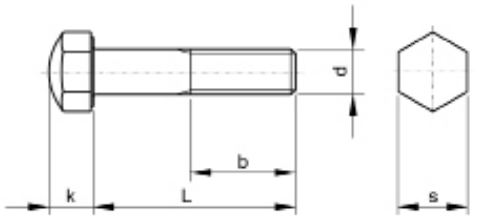

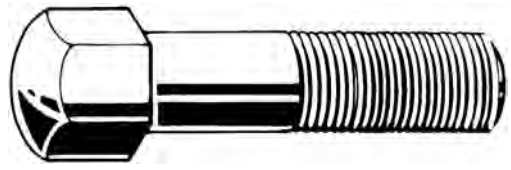

Technical Data

d	k	s	Threads per inch
1/2	13	19	20
9/16	14	22	18
5/8	16	24	18

d	k	s	Threads per inch
3/4	19	28	16
1 Inch-14G	24	38.1	14

- For corresponding track shoe nuts see Section 3.

06000 **Track shoe bolt UNF / Track shoe bout UNF / Boulon Track shoe UNF** **Y90A**

Thread Unified National Fine
Material Steel
Class 170.000 psi
Surface treatment Plain



d x L x b	✉	Art.number	d x L x b	✉	Art.number	d x L x b	✉	Art.number
9/16X1.15/16X28MM	50	06000.142.049	5/8X2 InchX28MM	25	06000.158.050	3/4X2.1/2X30MM	10	06000.191.063

Hexagon head tower bolt UNC

Zeskant 'tower' bout UNC / Boulon à pylônes à tête hexagonale UNC

ASME B18.2.1

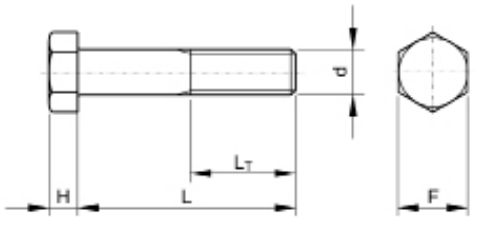



Technical Data

d	F	H	L_T (min.): L≤6 Inch	L_T (min.): L>6 Inch	TPI
5/8	15/16	27/64	1.50	1.75	11
3/4	1.1/8	1/2	1.75	2	10

Article groups

Thread	Driving features	Material	Class	Surface treatment		Code	Page
UNC	Hexagon	St. ASTM A394	Type 0	HDG	oversized	U08440	1-153
UNC	Hexagon	St. ASTM A394	Type 1	HDG	oversized	U08441	1-154

U08440 **Hexagon head tower bolt UNC oversized thread / Zeskant mastbout UNC overmaats / Boulon de tours de transmission filetage UNC en surcote** **X02A**

Thread Unified National Coarse
Material Low carbon steel ASTM A394
Class Type 0
Surface treatment Hot dip galvanized



D - TPI x L	✉	Art.number	D - TPI x L	✉	Art.number	D - TPI x L	✉	Art.number
5/8-11X1.1/2*	10	U08440.062.0150	5/8-11X2.1/2*	10	U08440.062.0250	3/4-10X2 Inch*	10	U08440.075.0200
5/8-11X1.3/4*	10	U08440.062.0175	5/8-11X3 Inch*	10	U08440.062.0300	3/4-10X2.1/4*	10	U08440.075.0225
5/8-11X2 Inch*	10	U08440.062.0200				3/4-10X2.1/2*	10	U08440.075.0250
5/8-11X2.1/4*	10	U08440.062.0225	3/4-10X1.1/2*	10	U08440.075.0150			

U08440 **Hexagon head tower bolt UNC oversized thread / Zeskant mastbout UNC overmaats / Boulon de tours de transmission filetage UNC en surcote** ←

- Oversized hot dip galvanized bolts and screws are manufactured with standard thread tolerance class 2A before coating.
- After galvanizing they will therefore NOT fit into standard nuts or threaded holes with thread tolerance class 2B. Suitable nuts must be tapped oversized as per ASTM A563.

U08441 **Hexagon head tower bolt UNC oversized thread / Zeskant mastbout UNC overmaats / Boulon de tours de transmission filetage UNC en surcote** **X02A**

Thread Unified National Coarse
Material Carbon steel ASTM A394
Class Type 1
Surface treatment Hot dip galvanized



D - TPI x L	✉	Art.number	D - TPI x L	✉	Art.number	D - TPI x L	✉	Art.number
5/8-11X1.1/2*	10	U08441.062.0150	5/8-11X3 Inch*	10	U08441.062.0300	3/4-10X2.1/2*	10	U08441.075.0250
5/8-11X1.3/4*	10	U08441.062.0175				3/4-10X2.3/4*	10	U08441.075.0275
5/8-11X2 Inch*	10	U08441.062.0200	3/4-10X1.1/2*	10	U08441.075.0150	3/4-10X3 Inch*	10	U08441.075.0300
5/8-11X2.1/4*	10	U08441.062.0225	3/4-10X1.3/4*	10	U08441.075.0175	3/4-10X3.1/4*	10	U08441.075.0325
5/8-11X2.1/2*	10	U08441.062.0250	3/4-10X2 Inch*	10	U08441.075.0200	3/4-10X3.1/2*	10	U08441.075.0350
5/8-11X2.3/4*	10	U08441.062.0275	3/4-10X2.1/4*	10	U08441.075.0225			

- Oversized hot dip galvanized bolts and screws are manufactured with standard thread tolerance class 2A before coating.
- After galvanizing they will therefore NOT fit into standard nuts or threaded holes with thread tolerance class 2B. Suitable nuts must be tapped oversized as per ASTM A563.

Hexagon flange bolt UNC

Zeskant flensbout UNC / Vis à tête hexagonale à embase UNC

ASME B18.2.1

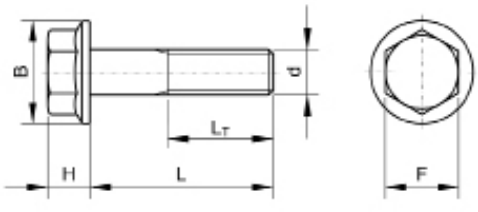



Technical Data

d	B	D	F	H	L_T(L≤6 Inch)	TPI
1/4	0.56	1/4	3/8	0.28	0.750	20
5/16	0.68	5/16	1/2	0.32	0.875	18
3/8	0.81	3/8	9/16	0.39	1.000	16
1/2	1.07	1/2	3/4	0.51	1.250	13
5/8	1.33	5/8	15/16	0.62	1.500	11

Article groups

Thread	Driving features	Material	Class	Surface treatment	Code	Page
UNC	Hexagon	St. SAE J429	Gr.5	ZPL	U01258	1-154
UNC	Hexagon	St. SAE J429	Gr.8	Phosph.	U04132	1-155

U01258 **Hexagon flange bolt UNC / Zeskant flensbout UNC / Vis à tête hexagonale à embase UNC** **X01A**

Thread Unified National Coarse
Material Carbon steel SAE J429
Class Gr.5
Surface treatment Zinc plated



D - TPI x L	✉	Art.number	D - TPI x L	✉	Art.number	D - TPI x L	✉	Art.number
1/4-20X1/2*	50	U01258.025.0050	5/16-18X1 Inch*	50	U01258.031.0100	3/8-16X1.3/4*	25	U01258.037.0175
1/4-20X5/8*	50	U01258.025.0062	5/16-18X1.1/4*	50	U01258.031.0125	3/8-16X2 Inch*	25	U01258.037.0200
1/4-20X3/4*	50	U01258.025.0075	5/16-18X1.1/2*	50	U01258.031.0150			
1/4-20X1 Inch*	50	U01258.025.0100	5/16-18X1.3/4*	50	U01258.031.0175	1/2-13X1 Inch*	10	U01258.050.0100
1/4-20X1.1/4*	50	U01258.025.0125	5/16-18X2 Inch*	50	U01258.031.0200	1/2-13X1.1/4*	10	U01258.050.0125
1/4-20X1.1/2*	50	U01258.025.0150				1/2-13X1.1/2*	10	U01258.050.0150
1/4-20X1.3/4*	50	U01258.025.0175	3/8-16X1/2*	25	U01258.037.0050	1/2-13X1.3/4*	10	U01258.050.0175
1/4-20X2 Inch*	50	U01258.025.0200	3/8-16X5/8*	25	U01258.037.0062	1/2-13X2 Inch*	10	U01258.050.0200
			3/8-16X3/4*	25	U01258.037.0075	1/2-13X2.1/4*	10	U01258.050.0225
5/16-18X1/2*	50	U01258.031.0050	3/8-16X1 Inch*	25	U01258.037.0100	1/2-13X2.1/2*	10	U01258.050.0250
5/16-18X5/8*	50	U01258.031.0062	3/8-16X1.1/4*	25	U01258.037.0125			
5/16-18X3/4*	50	U01258.031.0075	3/8-16X1.1/2*	25	U01258.037.0150			

U04132 **Hexagon flange bolt UNC / Zeskant flensbout UNC / Vis à tête hexagonale à embase UNC** **X01A**

Thread	Unified National Coarse
Material	Carbon steel SAE J429
Class	Gr.8
Surface treatment	Phosphate



D - TPI x L	✉	Art.number	D - TPI x L	✉	Art.number	D - TPI x L	✉	Art.number
5/16-18X3/4*	25	U04132.031.0075	3/8-16X2.3/4*	25	U04132.037.0275	1/2-13X4.1/2*	10	U04132.050.0450
5/16-18X1 Inch*	25	U04132.031.0100	3/8-16X3 Inch*	25	U04132.037.0300	1/2-13X5 Inch*	10	U04132.050.0500
5/16-18X1.1/4*	25	U04132.031.0125	3/8-16X3.1/2*	25	U04132.037.0350			
5/16-18X1.1/2*	25	U04132.031.0150				5/8-11X1.1/4*	10	U04132.062.0125
5/16-18X2 Inch*	25	U04132.031.0200	1/2-13X3/4*	25	U04132.050.0075	5/8-11X1.1/2*	10	U04132.062.0150
5/16-18X2.1/4*	25	U04132.031.0225	1/2-13X1 Inch*	25	U04132.050.0100	5/8-11X1.3/4*	10	U04132.062.0175
			1/2-13X1.1/4*	25	U04132.050.0125	5/8-11X2 Inch*	10	U04132.062.0200
3/8-16X1/2*	25	U04132.037.0050	1/2-13X1.1/2*	25	U04132.050.0150	5/8-11X2.1/4*	10	U04132.062.0225
3/8-16X3/4*	25	U04132.037.0075	1/2-13X1.3/4*	25	U04132.050.0175	5/8-11X2.1/2*	10	U04132.062.0250
3/8-16X1 Inch*	25	U04132.037.0100	1/2-13X2 Inch*	25	U04132.050.0200	5/8-11X2.3/4*	10	U04132.062.0275
3/8-16X1.1/4*	25	U04132.037.0125	1/2-13X2.1/4*	25	U04132.050.0225	5/8-11X3 Inch*	10	U04132.062.0300
3/8-16X1.1/2*	25	U04132.037.0150	1/2-13X2.1/2*	25	U04132.050.0250	5/8-11X3.1/2*	10	U04132.062.0350
3/8-16X1.3/4*	25	U04132.037.0175	1/2-13X2.3/4*	25	U04132.050.0275	5/8-11X4 Inch*	10	U04132.062.0400
3/8-16X2 Inch*	25	U04132.037.0200	1/2-13X3 Inch*	25	U04132.050.0300	5/8-11X4.1/2*	5	U04132.062.0450
3/8-16X2.1/4*	25	U04132.037.0225	1/2-13X3.1/2*	25	U04132.050.0350	5/8-11X5 Inch*	5	U04132.062.0500
3/8-16X2.1/2*	25	U04132.037.0250	1/2-13X4 Inch*	25	U04132.050.0400			

- Warning: electroplating of these products may cause hydrogen embrittlement.

Square head set screw UNC

Vierkantbout UNC / Vis à tête carrée à téton court UNC

ASME B18.6.2

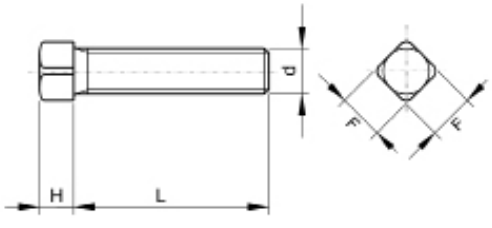



Technical Data

d	F (max.)	H (max.)	Threads per inch
1/4	0.250	0.196	20
5/16	0.312	0.245	18
3/8	0.375	0.293	16
7/16	0.438	0.341	14
1/2	0.500	0.389	13
5/8	0.625	0.485	11
3/4	0.750	0.582	10
7/8	0.875	0.678	9
1 Inch	1.000	0.774	8

U01080 **Square head set screw UNC / Vierkantbout UNC / Vis à tête carrée à téton court UNC** **X09A**

Thread	Unified National Coarse
Material	Steel
Surface treatment	Plain



d - TPI x L	✉	Art.number	d - TPI x L	✉	Art.number	d - TPI x L	✉	Art.number
1/4-20X3/8*	100	U01080.025.0037	5/16-18X1 Inch*	100	U01080.031.0100	3/8-16X2 Inch*	25	U01080.037.0200
1/4-20X1/2*	100	U01080.025.0050	5/16-18X1.1/4*	100	U01080.031.0125	3/8-16X2.1/2*	25	U01080.037.0250
1/4-20X5/8*	100	U01080.025.0062	5/16-18X1.1/2*	100	U01080.031.0150	3/8-16X3 Inch*	10	U01080.037.0300
1/4-20X3/4*	100	U01080.025.0075	5/16-18X1.3/4*	100	U01080.031.0175	3/8-16X3.1/2*	10	U01080.037.0350
1/4-20X7/8*	100	U01080.025.0087	5/16-18X2 Inch*	100	U01080.031.0200	3/8-16X4 Inch*	10	U01080.037.0400
1/4-20X1 Inch*	100	U01080.025.0100	5/16-18X2.1/2*	50	U01080.031.0250			
1/4-20X1.1/4*	100	U01080.025.0125				7/16-14X3/4*	50	U01080.043.0075
1/4-20X1.1/2*	100	U01080.025.0150	3/8-16X1/2*	100	U01080.037.0050	7/16-14X1 Inch*	50	U01080.043.0100
1/4-20X1.3/4*	100	U01080.025.0175	3/8-16X5/8*	100	U01080.037.0062	7/16-14X1.1/4*	25	U01080.043.0125
1/4-20X2 Inch*	100	U01080.025.0200	3/8-16X3/4*	100	U01080.037.0075	7/16-14X1.1/2*	25	U01080.043.0150
1/4-20X2.1/2*	50	U01080.025.0250	3/8-16X1 Inch*	100	U01080.037.0100	7/16-14X2 Inch*	25	U01080.043.0200
			3/8-16X1.1/4*	100	U01080.037.0125			
5/16-18X1/2*	100	U01080.031.0050	3/8-16X1.1/2*	50	U01080.037.0150	1/2-13X3/4*	25	U01080.050.0075
5/16-18X5/8*	100	U01080.031.0062	3/8-16X1.3/4*	50	U01080.037.0175	1/2-13X7/8*	25	U01080.050.0087
5/16-18X3/4*	100	U01080.031.0075						

U01080 **Square head set screw UNC / Vierkantbout UNC / Vis à tête carrée à téton court UNC** ←

d - TPI x L	✉	Art.number	d - TPI x L	✉	Art.number	d - TPI x L	✉	Art.number
1/2-13X1 Inch*	25	U01080.050.0100	5/8-11X2 Inch*	10	U01080.062.0200	3/4-10X5 Inch*	5	U01080.075.0500
1/2-13X1.1/4*	25	U01080.050.0125	5/8-11X2.1/2*	10	U01080.062.0250	3/4-10X6 Inch*	5	U01080.075.0600
1/2-13X1.1/2*	25	U01080.050.0150	5/8-11X3 Inch*	5	U01080.062.0300			
1/2-13X1.3/4*	25	U01080.050.0175	5/8-11X3.1/2*	5	U01080.062.0350	7/8-9X2 Inch*	5	U01080.087.0200
1/2-13X2 Inch*	10	U01080.050.0200	5/8-11X4 Inch*	5	U01080.062.0400	7/8-9X3 Inch*	5	U01080.087.0300
1/2-13X2.1/2*	10	U01080.050.0250	5/8-11X5 Inch*	5	U01080.062.0500	7/8-9X4 Inch*	5	U01080.087.0400
1/2-13X3 Inch*	10	U01080.050.0300	5/8-11X6 Inch*	5	U01080.062.0600	7/8-9X5 Inch*	5	U01080.087.0500
1/2-13X3.1/2*	10	U01080.050.0350				7/8-9X6 Inch*	5	U01080.087.0600
1/2-13X4 Inch*	10	U01080.050.0400	3/4-10X1 Inch*	5	U01080.075.0100			
1/2-13X5 Inch*	5	U01080.050.0500	3/4-10X1.1/4*	5	U01080.075.0125	1.-8X2.1/2*	1	U01080.100.0250
1/2-13X6 Inch*	5	U01080.050.0600	3/4-10X1.1/2*	5	U01080.075.0150	1.-8X3 Inch*	1	U01080.100.0300
			3/4-10X2 Inch*	5	U01080.075.0200	1.-8X4 Inch*	1	U01080.100.0400
5/8-11X1 Inch*	10	U01080.062.0100	3/4-10X2.1/2*	5	U01080.075.0250	1.-8X5 Inch*	1	U01080.100.0500
5/8-11X1.1/4*	10	U01080.062.0125	3/4-10X3 Inch*	5	U01080.075.0300	1.-8X6 Inch*	1	U01080.100.0600
5/8-11X1.1/2*	10	U01080.062.0150	3/4-10X3.1/2*	5	U01080.075.0350			
5/8-11X1.3/4*	10	U01080.062.0175	3/4-10X4 Inch*	5	U01080.075.0400			

Flat countersunk head elevator bolt UNC

Platverzonken riembout met vierkant UNC / Boulon pour godets d'élévateur UNC

ASME B18.5

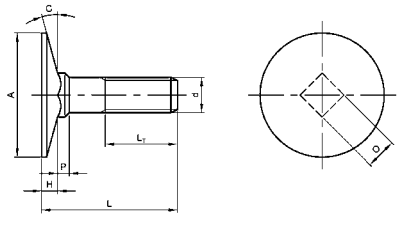

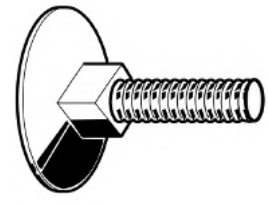

Technical Data

d	A (max.)	C	H (max.)	L_T (min.): L≤6 Inch	L_T (min.): L>6 Inch	O (max.)	P (max.)	TPI
1/4	1.008	9°	0.098	0.75	1	0.280	0.219	20
5/16	1.227	9°	0.114	0.875	1.125	0.342	0.250	18
3/8	1.352	11°	0.145	1	1.25	0.405	0.250	16

Article groups

Thread	Material	Class	Surface treatment	Code	Page
UNC	St. ASTM A307	Gr.A	Plain	U08360	1-156
UNC	St. ASTM A307	Gr.A	ZPL	U08361	1-156

U08360 **Flat countersunk head elevator bolt UNC / Platverzonken riembout met vierkant UNC / Boulon pour godets d'élévateur UNC** **X02A**

Thread Unified National Coarse
Material Carbon steel ASTM A307
Class Gr.A
Surface treatment Plain



D - TPI x L	✉	Art.number	D - TPI x L	✉	Art.number	D - TPI x L	✉	Art.number
1/4-20X3/4*	50	U08360.025.0075						
1/4-20X1 Inch*	50	U08360.025.0100	5/16-18X3/4*	25	U08360.031.0075	3/8-16X1 Inch*	10	U08360.037.0100
1/4-20X1.1/4*	50	U08360.025.0125	5/16-18X1 Inch*	25	U08360.031.0100	3/8-16X1.1/4*	10	U08360.037.0125
1/4-20X1.1/2*	50	U08360.025.0150	5/16-18X1.1/4*	25	U08360.031.0125	3/8-16X1.1/2*	10	U08360.037.0150
1/4-20X1.3/4*	50	U08360.025.0175	5/16-18X1.1/2*	25	U08360.031.0150	3/8-16X1.3/4*	10	U08360.037.0175
1/4-20X2 Inch*	50	U08360.025.0200	5/16-18X1.3/4*	25	U08360.031.0175	3/8-16X2 Inch*	10	U08360.037.0200
1/4-20X2.1/4*	50	U08360.025.0225	5/16-18X2 Inch*	25	U08360.031.0200	3/8-16X2.1/2*	10	U08360.037.0250
1/4-20X2.1/2*	50	U08360.025.0250	5/16-18X2.1/2*	25	U08360.031.0250	3/8-16X3 Inch*	10	U08360.037.0300
1/4-20X3 Inch*	50	U08360.025.0300	5/16-18X3 Inch*	25	U08360.031.0300			

U08361 **Flat countersunk head elevator bolt UNC / Platverzonken riembout met vierkant UNC / Boulon pour godets d'élévateur UNC** **X02A**

Thread Unified National Coarse
Material Carbon steel ASTM A307
Class Gr.A
Surface treatment Zinc plated



D - TPI x L	✉	Art.number	D - TPI x L	✉	Art.number	D - TPI x L	✉	Art.number
1/4-20X3/4*	50	U08361.025.0075	1/4-20X1.1/2*	50	U08361.025.0150	1/4-20X2.1/2*	50	U08361.025.0250
1/4-20X1 Inch*	50	U08361.025.0100	1/4-20X1.3/4*	50	U08361.025.0175	1/4-20X3 Inch*	50	U08361.025.0300
1/4-20X1.1/4*	50	U08361.025.0125	1/4-20X2 Inch*	50	U08361.025.0200			

U08361 **Flat countersunk head elevator bolt UNC / Platverzonken riembout met vierkant UNC / Boulon pour godets d'élévateur UNC** ←

D - TPI x L	✉	Art.number	D - TPI x L	✉	Art.number	D - TPI x L	✉	Art.number
5/16-18X3/4*	25	U08361.031.0075	5/16-18X2.1/2*	25	U08361.031.0250	3/8-16X1.3/4*	10	U08361.037.0175
5/16-18X1 Inch*	25	U08361.031.0100	5/16-18X3 Inch*	25	U08361.031.0300	3/8-16X2 Inch*	10	U08361.037.0200
5/16-18X1.1/4*	25	U08361.031.0125				3/8-16X2.1/2*	10	U08361.037.0250
5/16-18X1.1/2*	25	U08361.031.0150	3/8-16X1 Inch*	10	U08361.037.0100	3/8-16X3 Inch*	10	U08361.037.0300
5/16-18X1.3/4*	25	U08361.031.0175	3/8-16X1.1/4*	10	U08361.037.0125			
5/16-18X2 Inch*	25	U08361.031.0200	3/8-16X1.1/2*	10	U08361.037.0150			

Step bolt UNC

Slotbout voldraad UNC / Vis à métaux à tête bombée UNC

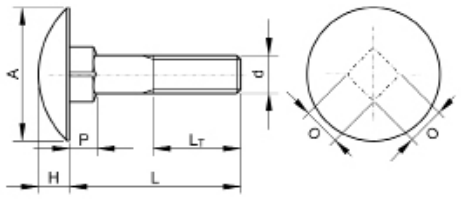

ASME B18.5



Technical Data

d	A (max.)	H (max.)	L_T (min.)	O (max.)	P (max.)	TPI
NO.10	0.656	0.114	0.630	0.199	0.125	24
1/4	0.844	0.145	0.750	0.260	0.156	20
5/16	1.031	0.176	0.875	0.324	0.187	18
3/8	1.219	0.208	1.000	0.388	0.219	16

U08350 **Step bolt UNC / Slotbout voldraad UNC / Vis à métaux à tête bombée UNC** **X02A**

Thread	Unified National Coarse
Material	Carbon steel ASTM A307
Class	Gr.A
Surface treatment	Plain

RoHS



D - TPI x L	✉	Art.number	D - TPI x L	✉	Art.number	D - TPI x L	✉	Art.number
#10-24X1.1/2*	50	U08350.019.0150						
			5/16-18X3/4*	50	U08350.031.0075	3/8-16X1.1/4*	50	U08350.037.0125
1/4-20X1 Inch*	50	U08350.025.0100	5/16-18X1 Inch*	50	U08350.031.0100	3/8-16X1.1/2*	50	U08350.037.0150
1/4-20X1.1/4*	50	U08350.025.0125	5/16-18X1.1/4*	50	U08350.031.0125	3/8-16X2 Inch*	50	U08350.037.0200
1/4-20X1.1/2*	50	U08350.025.0150	5/16-18X1.1/2*	50	U08350.031.0150	3/8-16X2.1/2*	25	U08350.037.0250
1/4-20X2 Inch*	50	U08350.025.0200	5/16-18X2 Inch*	50	U08350.031.0200	3/8-16X3 Inch*	25	U08350.037.0300

Carriage bolt UNC

Slotbout UNC / Vis à tête bombée à collet carré UNC

ASME B18.5

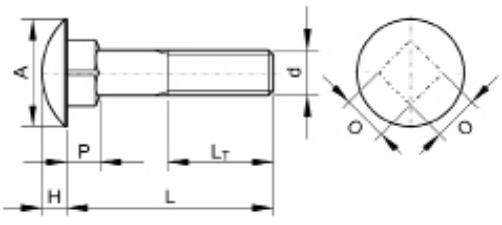



Technical Data

d	A (max.)	H (max.)	L_T (min.): L≤6 Inch	L_T (min.): L>6 Inch	O (max.)	P (max.)	Threads per inch
1/4	0.594	0.145	0.750	1.000	0.260	0.156	20
5/16	0.719	0.176	0.875	1.125	0.324	0.187	18
3/8	0.844	0.208	1.000	1.250	0.388	0.219	16
7/16	0.969	0.239	1.125	1.375	0.452	0.250	14
1/2	1.094	0.270	1.250	1.500	0.515	0.281	13
5/8	1.344	0.344	1.500	1.750	0.642	0.344	11
3/4	1.594	0.406	1.750	2.000	0.768	0.406	10

Article groups

Thread	Material	Class	Surface treatment		Code	Page
UNC	St. SAE J429	Gr.2	Plain		U08300	1-158
UNC	St. SAE J429	Gr.2	ZPL		U08305	1-159
UNC	St. SAE J429	Gr.2	HDG	oversized	U08307	1-159
UNC	St. SAE J429	Gr.5	ZPL		U08320	1-159
UNC	St.st. ASTM F593	304			U51500	1-160

U08300 Carriage bolt UNC / Slotbout UNC / Vis à tête bombée à collet carré UNC **X09A**

Thread Unified National Coarse
Material Steel SAE J429
Class Gr.2
Surface treatment Plain



d - TPI x L	✉	Art.number	d - TPI x L	✉	Art.number	d - TPI x L	✉	Art.number
1/4-20X1/2*	100	U08300.025.0050	5/16-18X6 Inch*	50	U08300.031.0600	1/2-13X2.1/2*	25	U08300.050.0250
1/4-20X3/4*	100	U08300.025.0075				1/2-13X3 Inch*	25	U08300.050.0300
1/4-20X1 Inch*	100	U08300.025.0100	3/8-16X1 Inch*	100	U08300.037.0100	1/2-13X3.1/2*	25	U08300.050.0350
1/4-20X1.1/4*	100	U08300.025.0125	3/8-16X1.1/2*	100	U08300.037.0150	1/2-13X4 Inch*	10	U08300.050.0400
1/4-20X1.1/2*	100	U08300.025.0150	3/8-16X2 Inch*	50	U08300.037.0200	1/2-13X5 Inch*	10	U08300.050.0500
1/4-20X2 Inch*	100	U08300.025.0200	3/8-16X2.1/2*	50	U08300.037.0250	1/2-13X6 Inch*	10	U08300.050.0600
1/4-20X2.1/2*	100	U08300.025.0250	3/8-16X3 Inch*	25	U08300.037.0300			
1/4-20X3 Inch*	50	U08300.025.0300	3/8-16X3.1/2*	25	U08300.037.0350	5/8-11X2 Inch*	10	U08300.062.0200
1/4-20X3.1/2*	50	U08300.025.0350	3/8-16X4 Inch*	25	U08300.037.0400	5/8-11X2.1/4*	10	U08300.062.0225
1/4-20X4 Inch*	50	U08300.025.0400	3/8-16X4.1/2*	10	U08300.037.0450	5/8-11X2.1/2*	10	U08300.062.0250
1/4-20X4.1/2*	50	U08300.025.0450	3/8-16X5 Inch*	10	U08300.037.0500	5/8-11X3 Inch*	10	U08300.062.0300
1/4-20X5 Inch*	50	U08300.025.0500	3/8-16X6 Inch*	10	U08300.037.0600	5/8-11X3.1/2*	10	U08300.062.0350
			3/8-16X6.1/2*	10	U08300.037.0650	5/8-11X4 Inch*	10	U08300.062.0400
5/16-18X1 Inch*	100	U08300.031.0100	3/8-16X7 Inch*	10	U08300.037.0700	5/8-11X5 Inch*	10	U08300.062.0500
5/16-18X1.1/4*	100	U08300.031.0125				5/8-11X6 Inch*	10	U08300.062.0600
5/16-18X1.1/2*	100	U08300.031.0150	7/16-14X1.1/4*	50	U08300.043.0125			
5/16-18X2 Inch*	100	U08300.031.0200	7/16-14X1.1/2*	50	U08300.043.0150	3/4-10X2 Inch*	10	U08300.075.0200
5/16-18X2.1/2*	100	U08300.031.0250	7/16-14X2 Inch*	50	U08300.043.0200	3/4-10X3 Inch*	10	U08300.075.0300
5/16-18X3 Inch*	50	U08300.031.0300	7/16-14X2.1/2*	25	U08300.043.0250	3/4-10X4 Inch*	10	U08300.075.0400
5/16-18X3.1/2*	50	U08300.031.0350				3/4-10X5 Inch*	10	U08300.075.0500
5/16-18X4 Inch*	50	U08300.031.0400	1/2-13X1.1/4*	50	U08300.050.0125	3/4-10X6 Inch*	10	U08300.075.0600
5/16-18X4.1/2*	50	U08300.031.0450	1/2-13X1.1/2*	50	U08300.050.0150	3/4-10X7 Inch*	5	U08300.075.0700
5/16-18X5 Inch*	50	U08300.031.0500	1/2-13X1.3/4*	25	U08300.050.0175	3/4-10X8 Inch*	5	U08300.075.0800
5/16-18X5.1/2*	50	U08300.031.0550	1/2-13X2 Inch*	25	U08300.050.0200			

U08305 Carriage bolt UNC / Slotbout UNC / Vis à tête bombée à collet carré UNC — X09A

Thread Unified National Coarse
Material Steel SAE J429
Class Gr.2
Surface treatment Zinc plated



d - TPI x L	✉	Art.number	d - TPI x L	✉	Art.number	d - TPI x L	✉	Art.number
1/4-20X1/2*	100	U08305.025.0050	5/16-18X5.1/2*	50	U08305.031.0550	1/2-13X1.3/4*	25	U08305.050.0175
1/4-20X5/8*	100	U08305.025.0062	5/16-18X6 Inch*	50	U08305.031.0600	1/2-13X2 Inch*	25	U08305.050.0200
1/4-20X3/4*	100	U08305.025.0075				1/2-13X2.1/4*	25	U08305.050.0225
1/4-20X1 Inch*	100	U08305.025.0100	3/8-16X3/4*	100	U08305.037.0075	1/2-13X2.1/2*	25	U08305.050.0250
1/4-20X1.1/4*	100	U08305.025.0125	3/8-16X1 Inch*	100	U08305.037.0100	1/2-13X2.3/4*	25	U08305.050.0275
1/4-20X1.1/2*	100	U08305.025.0150	3/8-16X1.1/4*	100	U08305.037.0125	1/2-13X3 Inch*	25	U08305.050.0300
1/4-20X1.3/4*	100	U08305.025.0175	3/8-16X1.1/2*	100	U08305.037.0150	1/2-13X3.1/2*	25	U08305.050.0350
1/4-20X2 Inch*	100	U08305.025.0200	3/8-16X1.3/4*	100	U08305.037.0175	1/2-13X4 Inch*	10	U08305.050.0400
1/4-20X2.1/4*	100	U08305.025.0225	3/8-16X2 Inch*	50	U08305.037.0200	1/2-13X5 Inch*	10	U08305.050.0500
1/4-20X2.1/2*	100	U08305.025.0250	3/8-16X2.1/4*	50	U08305.037.0225	1/2-13X6 Inch*	10	U08305.050.0600
1/4-20X2.3/4*	100	U08305.025.0275	3/8-16X2.1/2*	50	U08305.037.0250	1/2-13X8 Inch*	10	U08305.050.0800
1/4-20X3 Inch*	50	U08305.025.0300	3/8-16X2.3/4*	50	U08305.037.0275	1/2-13X9 Inch*	10	U08305.050.0900
1/4-20X3.1/2*	50	U08305.025.0350	3/8-16X3 Inch*	25	U08305.037.0300	1/2-13X10 Inch*	10	U08305.050.1000
1/4-20X4 Inch*	50	U08305.025.0400	3/8-16X3.1/2*	25	U08305.037.0350			
1/4-20X4.1/2*	50	U08305.025.0450	3/8-16X4 Inch*	25	U08305.037.0400	5/8-11X1.1/2*	10	U08305.062.0150
1/4-20X5 Inch*	50	U08305.025.0500	3/8-16X4.1/2*	10	U08305.037.0450	5/8-11X2 Inch*	10	U08305.062.0200
			3/8-16X5 Inch*	10	U08305.037.0500	5/8-11X2.1/2*	10	U08305.062.0250
5/16-18X3/4*	100	U08305.031.0075	3/8-16X5.1/2*	10	U08305.037.0550	5/8-11X3 Inch*	10	U08305.062.0300
5/16-18X1 Inch*	100	U08305.031.0100	3/8-16X6 Inch*	10	U08305.037.0600	5/8-11X3.1/2*	10	U08305.062.0350
5/16-18X1.1/4*	100	U08305.031.0125	3/8-16X7 Inch*	10	U08305.037.0700	5/8-11X4 Inch*	10	U08305.062.0400
5/16-18X1.1/2*	100	U08305.031.0150	3/8-16X8 Inch*	10	U08305.037.0800	5/8-11X4.1/2*	10	U08305.062.0450
5/16-18X1.3/4*	100	U08305.031.0175				5/8-11X5 Inch*	10	U08305.062.0500
5/16-18X2 Inch*	100	U08305.031.0200	7/16-14X1 Inch*	50	U08305.043.0100	5/8-11X6 Inch*	10	U08305.062.0600
5/16-18X2.1/4*	100	U08305.031.0225	7/16-14X2 Inch*	50	U08305.043.0200			
5/16-18X2.1/2*	100	U08305.031.0250	7/16-14X3 Inch*	25	U08305.043.0300	3/4-10X2 Inch*	10	U08305.075.0200
5/16-18X2.3/4*	50	U08305.031.0275	7/16-14X4 Inch*	10	U08305.043.0400	3/4-10X3 Inch*	10	U08305.075.0300
5/16-18X3 Inch*	50	U08305.031.0300	7/16-14X4.1/2*	10	U08305.043.0450	3/4-10X4 Inch*	10	U08305.075.0400
5/16-18X3.1/2*	50	U08305.031.0350				3/4-10X5 Inch*	10	U08305.075.0500
5/16-18X4 Inch*	50	U08305.031.0400	1/2-13X1 Inch*	50	U08305.050.0100	3/4-10X6 Inch*	10	U08305.075.0600
5/16-18X4.1/2*	50	U08305.031.0450	1/2-13X1.1/4*	50	U08305.050.0125	3/4-10X7 Inch*	5	U08305.075.0700
5/16-18X5 Inch*	50	U08305.031.0500	1/2-13X1.1/2*	50	U08305.050.0150	3/4-10X8 Inch*	5	U08305.075.0800

U08307 Carriage bolt UNC oversized thread / Slotbout UNC overmaats / Corps de boulon à tête bombée aplatie à collet carré, filetage UNC en surcote — X09A

Thread Unified National Coarse
Material Steel SAE J429
Class Gr.2
Surface treatment Hot dip galvanized



d - TPI x L	✉	Art.number	d - TPI x L	✉	Art.number	d - TPI x L	✉	Art.number
1/4-20X1 Inch*	100	U08307.025.0100	5/16-18X3 Inch*	50	U08307.031.0300			
1/4-20X1.1/4*	100	U08307.025.0125	5/16-18X3.1/2*	50	U08307.031.0350	1/2-13X1.1/2*	50	U08307.050.0150
1/4-20X1.1/2*	100	U08307.025.0150	5/16-18X4 Inch*	50	U08307.031.0400	1/2-13X2 Inch*	25	U08307.050.0200
1/4-20X2 Inch*	100	U08307.025.0200	5/16-18X5 Inch*	50	U08307.031.0500	1/2-13X2.1/2*	25	U08307.050.0250
1/4-20X2.1/2*	100	U08307.025.0250				1/2-13X3 Inch*	25	U08307.050.0300
1/4-20X3 Inch*	50	U08307.025.0300	3/8-16X1 Inch*	100	U08307.037.0100	1/2-13X3.1/2*	25	U08307.050.0350
1/4-20X3.1/2*	50	U08307.025.0350	3/8-16X1.1/4*	100	U08307.037.0125	1/2-13X4 Inch*	10	U08307.050.0400
1/4-20X4 Inch*	50	U08307.025.0400	3/8-16X1.1/2*	100	U08307.037.0150	1/2-13X5 Inch*	10	U08307.050.0500
1/4-20X5 Inch*	50	U08307.025.0500	3/8-16X2 Inch*	50	U08307.037.0200	1/2-13X6 Inch*	10	U08307.050.0600
			3/8-16X2.1/2*	50	U08307.037.0250			
5/16-18X1 Inch*	100	U08307.031.0100	3/8-16X3 Inch*	25	U08307.037.0300	5/8-11X2 Inch*	10	U08307.062.0200
5/16-18X1.1/4*	100	U08307.031.0125	3/8-16X3.1/2*	25	U08307.037.0350	5/8-11X2.1/2*	10	U08307.062.0250
5/16-18X1.1/2*	100	U08307.031.0150	3/8-16X4 Inch*	25	U08307.037.0400	5/8-11X3 Inch*	10	U08307.062.0300
5/16-18X2 Inch*	100	U08307.031.0200	3/8-16X5 Inch*	10	U08307.037.0500	5/8-11X4 Inch*	10	U08307.062.0400
5/16-18X2.1/2*	100	U08307.031.0250	3/8-16X6 Inch*	10	U08307.037.0600	5/8-11X5 Inch*	10	U08307.062.0500

U08320 Carriage bolt UNC / Slotbout UNC / Vis à tête bombée à collet carré UNC — X09A

Thread Unified National Coarse
Material Steel SAE J429
Class Gr.5
Surface treatment Zinc plated



d - TPI x L	✉	Art.number	d - TPI x L	✉	Art.number	d - TPI x L	✉	Art.number
1/4-20X3/4*	100	U08320.025.0075	1/4-20X3 Inch*	50	U08320.025.0300	5/16-18X1 Inch*	100	U08320.031.0100
1/4-20X1 Inch*	100	U08320.025.0100	1/4-20X3.1/2*	50	U08320.025.0350	5/16-18X1.1/4*	100	U08320.031.0125
1/4-20X1.1/4*	100	U08320.025.0125	1/4-20X4 Inch*	50	U08320.025.0400	5/16-18X1.1/2*	100	U08320.031.0150
1/4-20X1.1/2*	100	U08320.025.0150	1/4-20X5 Inch*	50	U08320.025.0500	5/16-18X2 Inch*	100	U08320.031.0200
1/4-20X2 Inch*	100	U08320.025.0200				5/16-18X2.1/2*	50	U08320.031.0250
1/4-20X2.1/2*	100	U08320.025.0250	5/16-18X3/4*	100	U08320.031.0075	5/16-18X3 Inch*	50	U08320.031.0300

U08320 Carriage bolt UNC / Slotbout UNC / Vis à tête bombée à collet carré UNC ←

d - TPI x L	✉	Art.number	d - TPI x L	✉	Art.number	d - TPI x L	✉	Art.number
5/16-18X4 Inch*	50	U08320.031.0400	3/8-16X5 Inch*	10	U08320.037.0500			
5/16-18X5 Inch*	50	U08320.031.0500	3/8-16X6 Inch*	10	U08320.037.0600	5/8-11X2 Inch*	10	U08320.062.0200
						5/8-11X2.1/2*	10	U08320.062.0250
3/8-16X3/4*	100	U08320.037.0075	1/2-13X1 Inch*	50	U08320.050.0100	5/8-11X3 Inch*	10	U08320.062.0300
3/8-16X1 Inch*	100	U08320.037.0100	1/2-13X1.1/4*	50	U08320.050.0125	5/8-11X3.1/2*	10	U08320.062.0350
3/8-16X1.1/4*	100	U08320.037.0125	1/2-13X1.1/2*	50	U08320.050.0150	5/8-11X4 Inch*	10	U08320.062.0400
3/8-16X1.1/2*	100	U08320.037.0150	1/2-13X1.3/4*	25	U08320.050.0175	5/8-11X5 Inch*	10	U08320.062.0500
3/8-16X1.3/4*	100	U08320.037.0175	1/2-13X2 Inch*	25	U08320.050.0200	5/8-11X6 Inch*	10	U08320.062.0600
3/8-16X2 Inch*	50	U08320.037.0200	1/2-13X2.1/2*	25	U08320.050.0250			
3/8-16X2.1/4*	50	U08320.037.0225	1/2-13X3 Inch*	25	U08320.050.0300	3/4-10X2 Inch*	10	U08320.075.0200
3/8-16X2.1/2*	50	U08320.037.0250	1/2-13X3.1/2*	10	U08320.050.0350	3/4-10X3 Inch*	10	U08320.075.0300
3/8-16X3 Inch*	25	U08320.037.0300	1/2-13X4 Inch*	10	U08320.050.0400	3/4-10X4 Inch*	10	U08320.075.0400
3/8-16X3.1/2*	25	U08320.037.0350	1/2-13X5 Inch*	10	U08320.050.0500	3/4-10X5 Inch*	10	U08320.075.0500
3/8-16X4 Inch*	25	U08320.037.0400	1/2-13X6 Inch*	10	U08320.050.0600			

U51500 Carriage bolt UNC / Slotbout UNC / Vis à tête bombée à collet carré UNC X15A

Thread Unified National Coarse
Material Stainless steel ASTM F593
Class 304

RoHS



d - TPI x L	✉	Art.number	d - TPI x L	✉	Art.number	d - TPI x L	✉	Art.number
1/4-20X1/2*	100	U51500.025.0050	5/16-18X1 Inch*	100	U51500.031.0100	3/8-16X3.1/2*	25	U51500.037.0350
1/4-20X5/8*	100	U51500.025.0062	5/16-18X1.1/4*	100	U51500.031.0125	3/8-16X4 Inch*	25	U51500.037.0400
1/4-20X3/4*	100	U51500.025.0075	5/16-18X1.1/2*	100	U51500.031.0150	3/8-16X4.1/2*	10	U51500.037.0450
1/4-20X1 Inch*	100	U51500.025.0100	5/16-18X1.3/4*	100	U51500.031.0175	3/8-16X5 Inch*	10	U51500.037.0500
1/4-20X1.1/4*	100	U51500.025.0125	5/16-18X2 Inch*	100	U51500.031.0200	3/8-16X6 Inch*	10	U51500.037.0600
1/4-20X1.1/2*	100	U51500.025.0150	5/16-18X2.1/4*	100	U51500.031.0225			
1/4-20X1.3/4*	100	U51500.025.0175	5/16-18X2.1/2*	50	U51500.031.0250	1/2-13X1.1/4*	50	U51500.050.0125
1/4-20X2 Inch*	100	U51500.025.0200	5/16-18X3 Inch*	50	U51500.031.0300	1/2-13X1.1/2*	50	U51500.050.0150
1/4-20X2.1/4*	100	U51500.025.0225	5/16-18X3.1/2*	50	U51500.031.0350	1/2-13X1.3/4*	25	U51500.050.0175
1/4-20X2.1/2*	100	U51500.025.0250	5/16-18X4 Inch*	50	U51500.031.0400	1/2-13X2 Inch*	25	U51500.050.0200
1/4-20X2.3/4*	100	U51500.025.0275				1/2-13X2.1/2*	25	U51500.050.0250
1/4-20X3 Inch*	50	U51500.025.0300	3/8-16X1 Inch*	100	U51500.037.0100	1/2-13X3 Inch*	25	U51500.050.0300
1/4-20X3.1/2*	50	U51500.025.0350	3/8-16X1.1/4*	100	U51500.037.0125	1/2-13X3.1/2*	10	U51500.050.0350
1/4-20X4 Inch*	50	U51500.025.0400	3/8-16X1.1/2*	100	U51500.037.0150	1/2-13X4 Inch*	10	U51500.050.0400
1/4-20X5 Inch*	50	U51500.025.0500	3/8-16X2 Inch*	50	U51500.037.0200	1/2-13X5 Inch*	10	U51500.050.0500
			3/8-16X2.1/2*	50	U51500.037.0250	1/2-13X6 Inch*	10	U51500.050.0600
5/16-18X3/4*	100	U51500.031.0075	3/8-16X3 Inch	25	U51500.037.0300			

Plow bolt UNC

Verzonken ploegbout met vierkant UNC / Corps de boulon à tête fraisée à collet carré

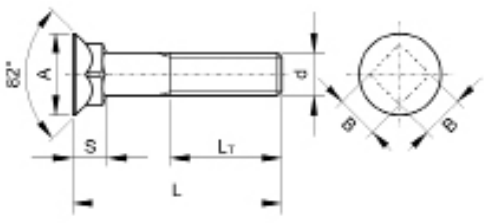

ASME B18.9



Technical Data

d	A (max.)	B (min.)	L_T (min.)	S (Max.)	TPI
3/8	0.708	0.375	1	0.312	16
7/16	0.826	0.438	1.125	0.364	14
1/2	0.945	0.500	1.25	0.417	13
5/8	1.147	0.625	1.5	0.506	11

Article groups

Thread	Material	Class	Surface treatment	Code	Page
UNC	St. SAE J429	Gr.5	Plain	U01036	1-161
UNC	St. SAE J429	Gr.5	ZPL	U01037	1-161
UNC	St. SAE J429	Gr.8	Plain	U01038	1-162

U01036 Plow bolt UNC / Verzonken ploegbout met vierkant UNC / Corps de boulon à tête fraisée à collet carré X02A

Thread Unified National Coarse
Material Carbon steel SAE J429
Class Gr.5
Surface treatment Plain



D - TPI x L	✉	Art.number	D - TPI x L	✉	Art.number	D - TPI x L	✉	Art.number
3/8-16X1 Inch*	25	U01036.037.0100	7/16-14X2.1/4*	25	U01036.043.0225	1/2-13X3.1/4*	10	U01036.050.0325
3/8-16X1.1/4*	25	U01036.037.0125	7/16-14X2.1/2*	25	U01036.043.0250	1/2-13X3.1/2*	10	U01036.050.0350
3/8-16X1.1/2*	25	U01036.037.0150	7/16-14X2.3/4*	25	U01036.043.0275	1/2-13X4 Inch*	10	U01036.050.0400
3/8-16X1.3/4*	25	U01036.037.0175	7/16-14X3 Inch*	10	U01036.043.0300	1/2-13X4.1/2*	10	U01036.050.0450
3/8-16X2 Inch*	25	U01036.037.0200	7/16-14X3.1/2*	10	U01036.043.0350			
3/8-16X2.1/4*	25	U01036.037.0225	7/16-14X4 Inch*	10	U01036.043.0400	5/8-11X1.1/2*	5	U01036.062.0150
3/8-16X2.1/2*	25	U01036.037.0250				5/8-11X1.3/4*	5	U01036.062.0175
3/8-16X2.3/4*	25	U01036.037.0275	1/2-13X1 Inch*	10	U01036.050.0100	5/8-11X2 Inch*	5	U01036.062.0200
3/8-16X3 Inch*	25	U01036.037.0300	1/2-13X1.1/4*	10	U01036.050.0125	5/8-11X2.1/4*	5	U01036.062.0225
3/8-16X3.1/2*	25	U01036.037.0350	1/2-13X1.1/2*	10	U01036.050.0150	5/8-11X2.1/2*	5	U01036.062.0250
3/8-16X4 Inch*	25	U01036.037.0400	1/2-13X1.3/4*	10	U01036.050.0175	5/8-11X2.3/4*	5	U01036.062.0275
			1/2-13X2 Inch*	10	U01036.050.0200	5/8-11X3 Inch*	5	U01036.062.0300
7/16-14X1 Inch*	25	U01036.043.0100	1/2-13X2.1/4*	10	U01036.050.0225	5/8-11X3.1/4*	5	U01036.062.0325
7/16-14X1.1/4*	25	U01036.043.0125	1/2-13X2.1/2*	10	U01036.050.0250	5/8-11X3.1/2*	5	U01036.062.0350
7/16-14X1.1/2*	25	U01036.043.0150	1/2-13X2.3/4*	10	U01036.050.0275	5/8-11X4 Inch*	5	U01036.062.0400
7/16-14X1.3/4*	25	U01036.043.0175	1/2-13X3 Inch*	10	U01036.050.0300	5/8-11X4.1/2*	5	U01036.062.0450
7/16-14X2 Inch*	25	U01036.043.0200						

U01037 Plow bolt UNC / Verzonken ploegbout met vierkant UNC / Corps de boulon à tête fraisée à collet carré X02A

Thread Unified National Coarse
Material Carbon steel SAE J429
Class Gr.5
Surface treatment Zinc plated



D - TPI x L	✉	Art.number	D - TPI x L	✉	Art.number	D - TPI x L	✉	Art.number
3/8-16X1 Inch*	25	U01037.037.0100	7/16-14X1.3/4*	10	U01037.043.0175	1/2-13X2 Inch*	10	U01037.050.0200
3/8-16X1.1/4*	25	U01037.037.0125	7/16-14X2 Inch*	10	U01037.043.0200	1/2-13X2.1/4*	10	U01037.050.0225
3/8-16X1.1/2*	25	U01037.037.0150	7/16-14X2.1/4*	10	U01037.043.0225	1/2-13X2.1/2*	10	U01037.050.0250
3/8-16X1.3/4*	25	U01037.037.0175	7/16-14X2.1/2*	10	U01037.043.0250	1/2-13X3 Inch*	10	U01037.050.0300
3/8-16X2 Inch*	25	U01037.037.0200	7/16-14X3 Inch*	10	U01037.043.0300	1/2-13X3.1/2*	10	U01037.050.0350
3/8-16X2.1/2*	25	U01037.037.0250						
			1/2-13X1.1/4*	10	U01037.050.0125	5/8-11X1.1/2*	5	U01037.062.0150
7/16-14X1.1/4*	10	U01037.043.0125	1/2-13X1.1/2*	10	U01037.050.0150	5/8-11X2 Inch*	5	U01037.062.0200
7/16-14X1.1/2*	10	U01037.043.0150	1/2-13X1.3/4*	10	U01037.050.0175	5/8-11X2.1/2*	5	U01037.062.0250

U01038 **Plow bolt UNC / Verzonken ploegbout met vierkant UNC / Corps de boulon à tête fraisée à collet carré** **X02A**

Thread	Unified National Coarse
Material	Carbon steel SAE J429
Class	Gr.8
Surface treatment	Plain



D - TPI x L	✉	Art.number	D - TPI x L	✉	Art.number	D - TPI x L	✉	Art.number
3/8-16X1.1/2*	10	U01038.037.0150	1/2-13X3.1/2*	5	U01038.050.0350	5/8-11X3.1/4*	1	U01038.062.0325
			1/2-13X4 Inch*	5	U01038.050.0400	5/8-11X3.1/2*	1	U01038.062.0350
1/2-13X1.1/2*	5	U01038.050.0150				5/8-11X4 Inch*	1	U01038.062.0400
1/2-13X2 Inch*	5	U01038.050.0200	5/8-11X2 Inch*	1	U01038.062.0200	5/8-11X4.1/2*	1	U01038.062.0450
1/2-13X2.1/2*	5	U01038.050.0250	5/8-11X2.1/2*	1	U01038.062.0250	5/8-11X5 Inch*	1	U01038.062.0500
1/2-13X2.3/4*	5	U01038.050.0275	5/8-11X2.3/4*	1	U01038.062.0275	5/8-11X6 Inch*	1	U01038.062.0600
1/2-13X3 Inch*	5	U01038.050.0300	5/8-11X3 Inch*	1	U01038.062.0300			

- Warning: electroplating of these products may cause hydrogen embrittlement.

Hexagon head bolt BSF

Zeskantbout BSF / Vis à tête hexagonale filetage partiel BSF

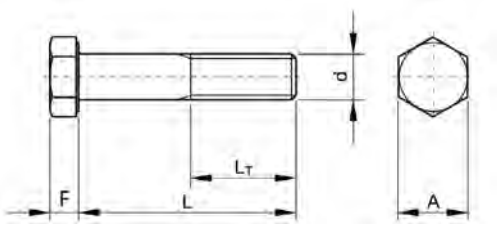

BS **≈1083**



Technical Data

d	A	F	L_T (min.)	Threads per inch
1/4	0.445	0.176	0.5	26
5/16	0.525	0.218	0.625	22
3/8	0.6	0.25	0.75	20
7/16	0.71	0.302	0.875	18
1/2	0.82	0.343	1 Inch	16
5/8	1.01	0.417	1.25	14
3/4	1.2	0.5	1.5	12

- Whitworth thread (BSW/BSF) is not internationally recommended. It is advised to use metric (M/MF/MEF) or unified threads (UNC/UNF).

03000 **Hexagon head bolt BSF / Zeskantbout BSF / Vis à tête hexagonale filetage partiel BSF** **X90A**

Thread	British Standard Fine
Material	Steel
Class	Gr.R
Surface treatment	Plain



d x L	✉	Art.number	d x L	✉	Art.number	d x L	✉	Art.number
1/4X1 Inch	200	03000.063.025	3/8X1.3/4	100	03000.096.044	1/2X2.1/2	50	03000.127.063
			3/8X2 Inch	100	03000.096.050	1/2X3 Inch	50	03000.127.076
5/16X2 Inch	100	03000.079.050	3/8X3 Inch	100	03000.096.076			
5/16X2.1/4	100	03000.079.057				5/8X2 Inch	25	03000.158.050
			7/16X1.1/2	100	03000.111.038			
3/8X1.1/4	100	03000.096.031				3/4X3 Inch	25	03000.191.076
3/8X1.1/2	100	03000.096.038	1/2X2 Inch	50	03000.127.050			

Hexagon head bolt BSW

Zeskantbout BSW / Vis à tête hexagonale filetage partiel BSW

BS ≈1083

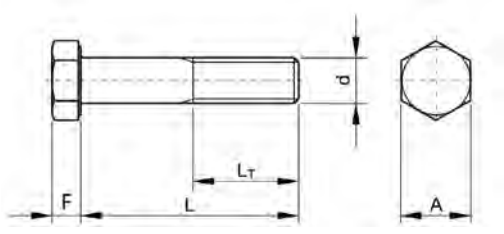



Technical Data

d	A	F	L_T (min.)	Threads per inch	d	A	F	L_T (min.)	Threads per inch
1/2	0.82	0.343	1 Inch	12	3/4	1.2	0.5	1.5	10
5/8	0.101	0.417	1.25	11	1 Inch	1.48	0.666	2 Inch	8

- Whitworth thread (BSW/BSF) is not internationally recommended. It is advised to use metric (M/MF/MEF) or unified threads (UNC/UNF).
- Depending on availability the dimensions may deviate.

03400 **Hexagon head bolt BSW / Zeskantbout BSW / Vis à tête hexagonale filetage partiel BSW** **X03A**

Thread British Standard Whitworth
Material Steel
Class Gr.R
Surface treatment Plain



d x L	✉	Art.number	d x L	✉	Art.number	d x L	✉	Art.number
1/2X2 Inch	50	03400.127.050	5/8X2.1/4	25	03400.158.060	3/4X3.1/4	10	03400.191.080
1/2X3.1/4	50	03400.127.080				3/4X4 Inch	10	03400.191.100

Hexagon head screw BSF

Zeskanttapbout BSF / Vis à tête hexagonale filetage total BSF

BS ≈1083

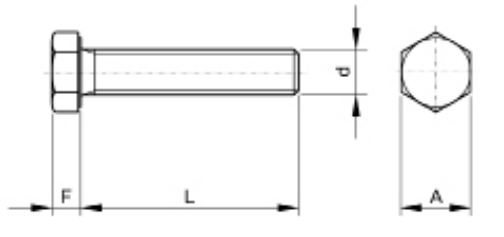



Technical Data

d	A	F	Threads per inch	d	A	F	Threads per inch
1/4	0.445	0.176	26	3/8	0.6	0.25	20
5/16	0.525	0.218	22	1/2	0.82	0.343	16

- Whitworth thread (BSW/BSF) is not internationally recommended. It is advised to use metric (M/MF/MEF) or unified threads (UNC/UNF).

03010 **Hexagon head screw BSF / Zeskanttapbout BSF / Vis à tête hexagonale filetage total BSF** **X90A**

Thread British Standard Fine
Material Steel
Class Gr.R
Surface treatment Plain



d x L	✉	Art.number	d x L	✉	Art.number	d x L	✉	Art.number
1/4X5/8	200	03010.063.015	5/16X3/4	200	03010.079.019	3/8X1/2	100	03010.096.012
1/4X3/4	200	03010.063.019	5/16X1 Inch	200	03010.079.025	3/8X3/4	100	03010.096.019
1/4X1 Inch	200	03010.063.025	5/16X1.1/4	200	03010.079.031	3/8X1 Inch	100	03010.096.025
1/4X1.1/4	200	03010.063.031	5/16X1.1/2	200	03010.079.038			
						1/2X1.1/4	50	03010.127.031

Hexagon head screw BSW

Zeskanttapbout BSW / Vis à tête hexagonale filetage total BSW

BS ≈1083

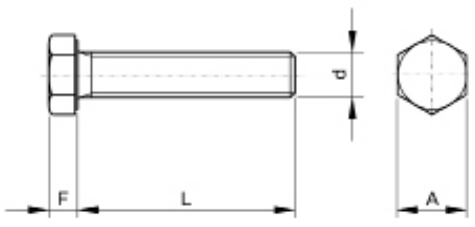



Technical Data

d	A	F	Threads per inch	d	A	F	Threads per inch
1/4	0.445	0.176	20	1/2	0.82	0.343	12
5/16	0.525	0.218	18	5/8	0.101	0.417	11
3/8	0.6	0.25	16	3/4	1.2	0.5	10

- Whitworth thread (BSW/BSF) is not internationally recommended. It is advised to use metric (M/MF/MEF) or unified threads (UNC/UNF).
- Depending on availability the dimensions may deviate.

Article groups

Thread	Driving features	Material	Class	Surface treatment	Code	Page
BSW	Hexagon	St.	Gr.R	Plain	03410	1-164
BSW	Hexagon	Br. CU2			46210	1-164

03410 Hexagon head screw BSW / Zeskanttapbout BSW / Vis à tête hexagonale filetage total BSW X03A

Thread British Standard Whitworth
Material Steel
Class Gr.R
Surface treatment Plain



d x L	✉	Art.number	d x L	✉	Art.number	d x L	✉	Art.number
1/4X3/8	100	03410.063.010				1/2X1 Inch	100	03410.127.025
1/4X5/8	100	03410.063.015	3/8X3/4	100	03410.096.020	1/2X1.1/8	100	03410.127.030
1/4X3/4	100	03410.063.020	3/8X1 Inch	100	03410.096.025	1/2X1.1/2	100	03410.127.035
1/4X1.1/8	100	03410.063.030	3/8X1.1/8	100	03410.096.030	1/2X1.5/8	50	03410.127.040
1/4X2 Inch	100	03410.063.050	3/8X1.1/4	100	03410.096.035	1/2X2 Inch	50	03410.127.050
			3/8X1.5/8	100	03410.096.040			
5/16X3/4	100	03410.079.020	3/8X2 Inch	100	03410.096.050	5/8X1.1/8	50	03410.158.030
5/16X1 Inch	100	03410.079.025	3/8X2.1/4	100	03410.096.060	5/8X2 Inch	25	03410.158.050
5/16X1.5/8	100	03410.079.040	3/8X2.3/4	100	03410.096.070	5/8X2.1/4	25	03410.158.060
5/16X2 Inch	100	03410.079.050						
5/16X2.1/4	100	03410.079.060	1/2X3/4	100	03410.127.020	3/4X2.3/4	10	03410.191.070

46210 Hexagon head screw BSW / Zeskanttapbout BSW / Vis à tête hexagonale filetage total BSW X08A

Thread British Standard Whitworth
Material Brass Cu2



d x L	✉	Art.number	d x L	✉	Art.number	d x L	✉	Art.number
1/4X1/2	100	46210.063.012	5/16X1.1/8	50	46210.079.030	3/8X2 Inch	25	46210.096.050
1/4X5/8	100	46210.063.015	5/16X1.5/8	50	46210.079.040			
1/4X3/4	100	46210.063.020				1/2X1.5/8	25	46210.127.040
1/4X1.5/8	50	46210.063.040	3/8X3/4	50	46210.096.020	1/2X2 Inch	25	46210.127.050

Protecting cap for hexagon bolts, screws and nuts

Beschermkap voor zeskantbouten en -moeren / Capuchon de protection pour vis hexagonales et écrous hexagonaux

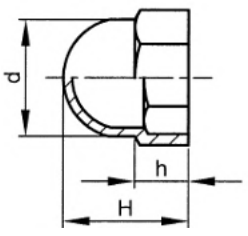

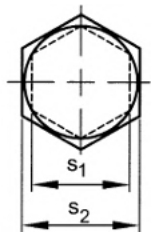



Technical Data

For use with	Diameter (mm)	h	H	s	s_1	s_2
M4	7.6	4.8	8.1	7	6.8	8.6
M5	9.5	6.9	10.8	8	7.8	9.8
M6	11	6.9	13.3	10	9.8	11.6
M7	12	7.4	14.2	11	10.8	12.5
M8	14.3	8	15.3	13	12.8	15
M10	18	10.3	20.5	17	16.7	18.8
M12	20.2	11.5	22	19	18.7	20.8
M14	23.5	13	24.5	22	21.7	24.3
M16	26	15.1	28	24	23.7	26.5
M20	32	18	34	30	29.8	33
M22	34	19	37	32	31.8	35
M24	38	20	41	36	35.8	39.5
M27	43	22	47	41	40.8	44.5
M30	48	24	52	46	45.8	49.5
M33	50	36	57.5	50	49	54
M36	57	38	62.2	55	54.5	58.7

Article groups

Material	Color	Code	Page
Plastic PE	White	56660	1-165
Plastic PE	Grey	56662	1-165
Plastic PE	Black	56661	1-166

56660 — Protecting cap for hexagon bolts, screws and nuts / Beschermkap voor zeskantbouten en -moeren / Capuchon de protection pour vis hexagonales et écrous hexagonaux — W02G

Material Plastic Polyethylene
Color White



For use with	✉	Art.number	For use with	✉	Art.number	For use with	✉	Art.number
M4	100	56660.040.001	M12	50	56660.120.001	M27	10	56660.270.001
M5	100	56660.050.001	M14	50	56660.140.001	M30	10	56660.300.001
M6	100	56660.060.001	M16	50	56660.160.001	M33	10	56660.330.001
M7	100	56660.070.001	M20	25	56660.200.001	M36	10	56660.360.001
M8	100	56660.080.001	M22	25	56660.220.001			
M10	50	56660.100.001	M24	25	56660.240.001			

56662 — Protecting cap for hexagon bolts, screws and nuts / Beschermkap voor zeskantbouten en -moeren / Capuchon de protection pour vis hexagonales et écrous hexagonaux — W03G

Material Plastic Polyethylene
Color Grey



For use with	✉	Art.number	For use with	✉	Art.number	For use with	✉	Art.number
M4	100	56662.040.001	M8	100	56662.080.001	M16	50	56662.160.001
M5	100	56662.050.001	M10	50	56662.100.001	M20	25	56662.200.001
M6	100	56662.060.001	M12	50	56662.120.001	M24	25	56662.240.001
M7	100	56662.070.001	M14	50	56662.140.001			

56661	Protecting cap for hexagon bolts, screws and nuts / Beschermkap voor zeskantbouten en -moeren / Capuchon de protection pour vis hexagonales et écrous hexagonaux	W02G

Material Plastic Polyethylene
Color Black



For use with	✉	Art.number	For use with	✉	Art.number	For use with	✉	Art.number
M4	100	56661.040.001	M10	50	56661.100.001	M20	25	56661.200.001
M5	100	56661.050.001	M12	50	56661.120.001	M22	25	56661.220.001
M6	100	56661.060.001	M14	50	56661.140.001	M24	25	56661.240.001
M7	100	56661.070.001	M16	50	56661.160.001	M27	10	56661.270.001
M8	100	56661.080.001						

Sockets and set screws 2

 Page 2-3 DIN 912 **Metric**	 Page 2-25 DIN 912 **Metric fine**	 Page 2-27 DIN ≈912 **Fully threaded Metric**	 Page 2-30 DIN 7984 **Low head Metric**	 Page 2-34 DIN 6912 **Low head with pilot recess Metric**
 Page 2-39 **Self locking Metric**	 Page 2-40 ISO 14579 **Hexalobular Metric**	 Page 2-41 DIN ≈7984 **Hexalobular low cylindrical Metric**	 Page 2-42 ISO 14580 **Hexalobular Metric**	 Page 2-43 ISO 10642 **Metric**
 Page 2-51 DIN ≈7991 **Hexalobular Metric**	 Page 2-52 ISO 7380-1 **Metric**	 Page 2-55 ISO ≈7380-1 **With large head Metric**	 Page 2-56 ISO ≈7380-1 **Hexalobular Metric**	 Page 2-57 ISO 7380-2 **Metric**
 Page 2-60 ISO ≈7380-2 **Hexalobular Metric**	 Page 2-61 ISO ≈7379 **Shoulder screw f9 Metric**	 Page 2-63 ISO ≈7379 **Shoulder screw h8 Metric**	 Page 2-64 DIN 913 **Flat point Metric**	 Page 2-68 DIN ≈913 **Flat point Metric fine**
 Page 2-69 DIN ≈913 **Flat point Metric extra fine**	 Page 2-70 DIN 914 **Cone point Metric**	 Page 2-73 DIN 915 **Dog point Metric**	 Page 2-76 **Nylon dog point Metric**	 Page 2-77 DIN 916 **Cup point Metric**
 Page 2-80 DIN ≈916 **Cup point knurled Metric**	 Page 2-81 DIN ≈916 **Cup point Metric fine**	 Page 2-82 DIN 906 **Metric fine taper thread**	 Page 2-84 DIN 906 **Taper pipe thread**	 Page 2-85 DIN 908 **Metric fine**
 Page 2-87 DIN 908 **Pipe thread**	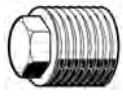 Page 2-89 DIN 909 **Metric fine taper thread**	 Page 2-89 DIN 909 **Taper pipe thread**	 Page 2-90 DIN 910 **Metric fine**	 Page 2-92 DIN 910 **Pipe thread**
 Page 2-94 DIN 7604 A **Metric fine**	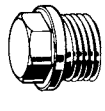 Page 2-95 DIN 7604 C **Metric fine**	 Page 2-96 ASME B18.3 **1960 Series UNC**	 Page 2-102 ASME B18.3 **1936 Series UNC**	 Page 2-103 ASME B18.3 **1960 Series UNF**
Page 2-107 ASME B18.3 **1936 Series UNF**	Page 2-108 ASME B18.3 **UNC**	Page 2-111 ASME B18.3 **UNF**	Page 2-113 ASME B18.3 **UNC**	Page 2-115 ASME B18.3 **UNF**
Page 2-116 ASME B18.3 **Shoulder screw UNC**	Page 2-118 ASME B18.3 **Flat point UNC**	Page 2-119 ASME B18.3 **Cone point UNC**	Page 2-120 ASME B18.3 **Half dog point UNC**	Page 2-121 ASME B18.3 **Cup point UNC**

2

Page 2-124
ASME B18.3

Cup point knurled UNC

Page 2-125
ASME B18.3

Cup point UNF

Page 2-126
ASME B18.3

Cup point knurled UNF

Page 2-127
ASME B18.3

Oval point UNC

Page 2-128
BS ≈2470

BSW

Page 2-129
BS 2470

Cup point BSW

Page 2-129

Plastic

Hexagon socket head cap screw

Cilinderschroef met binnenzeskant / Vis à tête cylindrique à six pans creux

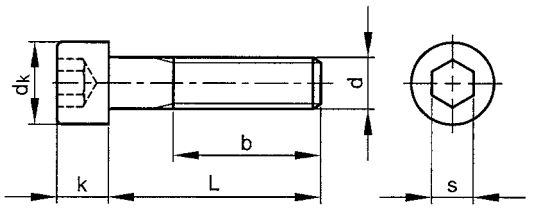

DIN	**912**
ISO	4762
NF	E25-125
NEN	1241
BS	4168-1
ASME	B18.3.1M



Technical Data

d	b	d_k (max.)	Full thread if L ≤	k (max.)	P	s
M1.4	6	2.6	12	1.4	0.30	1.3
M1.6	15	3	16	1.6	0.35	1.5
M2	16	3.8	20	2	0.40	1.5
M2.5	17	4.5	25	2.5	0.45	2
M3	18	5.5	20	3	0.50	2.5
M4	20	7	25	4	0.70	3
M5	22	8.5	25	5	0.80	4
M6	24	10	30	6	1.00	5
M8	28	13	35	8	1.25	6
M10	32	16	40	10	1.50	8
M12	36	18	50	12	1.75	10
M14	40	21	55	14	2.00	12
M16	44	24	60	16	2.00	14
M18	48	27	65	18	2.50	14
M20	52	30	75	20	2.50	17
M22	56	33	70	22	2.50	17
M24	60	36	85	24	3.00	19
M27	66	40	90	27	3.00	19
M30	72	45	100	30	3.50	22
M33	78	50	100	33	3.50	24
M36	84	54	110	36	4.00	27
M39 (≠DIN)	90	58	120	39	4.00	27
M42	96	63	130	42	4.50	32
M48	108	72	150	48	5.00	36
M56	120	84	160	56	5.50	41

Article groups

Thread	Driving features	Material	Class	Surface treatment	Code	Page
M	Hexagon socket	St.	8.8	Plain	07060	2-3
M	Hexagon socket	St.	8.8	ZPL	07160	2-7
M	Hexagon socket	St.	8.8	Znthp/nc	07067	2-9
M	Hexagon socket	St.	8.8	flZn/nc	07065	2-10
M	Hexagon socket	St.	10.9	Plain	07015	2-10
M	Hexagon socket	St.	10.9	ZPL	07023	2-13
M	Hexagon socket	St.	10.9	flZn/nc	07021	2-15
M	Hexagon socket	St.	12.9	Plain	07000	2-15
M	Hexagon socket	St.	12.9	flZn/nc	07025	2-18
M	Hexagon socket	St.st. A2	70		51050	2-19
M	Hexagon socket	St.st. A4	70		55050	2-21
M	Hexagon socket	St.st. A4	80		53570	2-23
M	Hexagon socket	Al	P60		45205	2-24

07060 **Hexagon socket head cap screw / Cilinderschroef met binnenzeskant / Vis à tête cylindrique à six pans creux** **D02A**

Thread	Metric thread
Material	Steel
Class	8.8
Surface treatment	Plain



d x L	✉	Art.number	d x L	✉	Art.number	d x L	✉	Art.number
M3X4	200	07060.030.004	M3X12	200	07060.030.012	M3X22*	500	07060.030.022
M3X5	200	07060.030.005	M3X14	500	07060.030.014	M3X25	200	07060.030.025
M3X6	200	07060.030.006	M3X16	200	07060.030.016	M3X30	500	07060.030.030
M3X8	200	07060.030.008	M3X18	500	07060.030.018	M3X35	500	07060.030.035
M3X10	200	07060.030.010	M3X20	200	07060.030.020	M3X40	200	07060.030.040

07060 **Hexagon socket head cap screw / Cilinderschroef met binnenzeskant / Vis à tête cylindrique à six pans creux** ←

2

d x L	✉	Art.number	d x L	✉	Art.number	d x L	✉	Art.number
M3X45	500	07060.030.045				M8X120	100	07060.080.120
M3X50	500	07060.030.050	M6X6	500	07060.060.006	M8X125*	100	07060.080.125
			M6X8	200	07060.060.008	M8X130	50	07060.080.130
M4X4*	500	07060.040.004	M6X10	200	07060.060.010	M8X135*	100	07060.080.135
M4X5*	500	07060.040.005	M6X12	200	07060.060.012	M8X140	50	07060.080.140
M4X6	200	07060.040.006	M6X14	200	07060.060.014	M8X145*	100	07060.080.145
M4X8	200	07060.040.008	M6X16	200	07060.060.016	M8X150	50	07060.080.150
M4X10	200	07060.040.010	M6X18	200	07060.060.018	M8X155*	100	07060.080.155
M4X12	200	07060.040.012	M6X20	200	07060.060.020	M8X160	50	07060.080.160
M4X14	500	07060.040.014	M6X22	200	07060.060.022	M8X165*	100	07060.080.165
M4X16	200	07060.040.016	M6X25	200	07060.060.025	M8X170*	100	07060.080.170
M4X18	200	07060.040.018	M6X28*	500	07060.060.028	M8X180	50	07060.080.180
M4X20	200	07060.040.020	M6X30	200	07060.060.030	M8X190	100	07060.080.190
M4X22	500	07060.040.022	M6X35	200	07060.060.035	M8X200	50	07060.080.200
M4X25	200	07060.040.025	M6X40	200	07060.060.040	M8X210*	100	07060.080.210
M4X28*	500	07060.040.028	M6X45	200	07060.060.045	M8X220*	100	07060.080.220
M4X30	200	07060.040.030	M6X50	200	07060.060.050	M8X230*	100	07060.080.230
M4X35	200	07060.040.035	M6X55	200	07060.060.055	M8X240*	100	07060.080.240
M4X40	200	07060.040.040	M6X60	200	07060.060.060	M8X250*	100	07060.080.250
M4X45	200	07060.040.045	M6X65	200	07060.060.065	M8X260*	100	07060.080.260
M4X50	200	07060.040.050	M6X70	200	07060.060.070	M8X270*	100	07060.080.270
M4X55	200	07060.040.055	M6X75	200	07060.060.075	M8X280*	100	07060.080.280
M4X60	200	07060.040.060	M6X80	200	07060.060.080	M8X300*	100	07060.080.300
M4X65	200	07060.040.065	M6X85	200	07060.060.085			
M4X70	200	07060.040.070	M6X90	100	07060.060.090	M10X10	200	07060.100.010
M4X75	200	07060.040.075	M6X95*	200	07060.060.095	M10X12	200	07060.100.012
M4X80	200	07060.040.080	M6X100	100	07060.060.100	M10X14*	200	07060.100.014
M4X85*	200	07060.040.085	M6X105*	100	07060.060.105	M10X16	200	07060.100.016
M4X90	200	07060.040.090	M6X110	100	07060.060.110	M10X18*	200	07060.100.018
M4X95*	200	07060.040.095	M6X115*	100	07060.060.115	M10X20	200	07060.100.020
M4X100*	200	07060.040.100	M6X120	100	07060.060.120	M10X22	200	07060.100.022
M4X110*	200	07060.040.110	M6X125*	100	07060.060.125	M10X25	200	07060.100.025
M4X120*	200	07060.040.120	M6X130	100	07060.060.130	M10X28*	200	07060.100.028
			M6X135*	100	07060.060.135	M10X30	200	07060.100.030
M5X5	500	07060.050.005	M6X140	100	07060.060.140	M10X35	100	07060.100.035
M5X6	200	07060.050.006	M6X145*	100	07060.060.145	M10X40	100	07060.100.040
M5X8	200	07060.050.008	M6X150	100	07060.060.150	M10X45	100	07060.100.045
M5X10	200	07060.050.010	M6X155*	100	07060.060.155	M10X50	100	07060.100.050
M5X12	200	07060.050.012	M6X160	100	07060.060.160	M10X55	100	07060.100.055
M5X14	200	07060.050.014	M6X165*	100	07060.060.165	M10X60	100	07060.100.060
M5X16	200	07060.050.016	M6X170*	100	07060.060.170	M10X65	100	07060.100.065
M5X18	200	07060.050.018	M6X175*	100	07060.060.175	M10X70	100	07060.100.070
M5X20	200	07060.050.020	M6X180	100	07060.060.180	M10X75	100	07060.100.075
M5X22	500	07060.050.022	M6X185*	100	07060.060.185	M10X80	100	07060.100.080
M5X25	200	07060.050.025	M6X190*	100	07060.060.190	M10X85	100	07060.100.085
M5X30	200	07060.050.030	M6X195*	100	07060.060.195	M10X90	100	07060.100.090
M5X35	200	07060.050.035	M6X200*	100	07060.060.200	M10X95*	100	07060.100.095
M5X40	200	07060.050.040	M6X210*	100	07060.060.210	M10X100	50	07060.100.100
M5X45	200	07060.050.045	M6X220*	100	07060.060.220	M10X105*	100	07060.100.105
M5X50	200	07060.050.050	M6X230*	100	07060.060.230	M10X110	50	07060.100.110
M5X55	200	07060.050.055	M6X240*	100	07060.060.240	M10X115*	100	07060.100.115
M5X60	200	07060.050.060	M6X250*	100	07060.060.250	M10X120	50	07060.100.120
M5X65	200	07060.050.065	M6X280*	100	07060.060.280	M10X125*	50	07060.100.125
M5X70	200	07060.050.070	M6X300*	100	07060.060.300	M10X130	50	07060.100.130
M5X75	200	07060.050.075				M10X135*	50	07060.100.135
M5X80	200	07060.050.080	M8X8	200	07060.080.008	M10X140	50	07060.100.140
M5X85*	200	07060.050.085	M8X10	200	07060.080.010	M10X150	25	07060.100.150
M5X90	200	07060.050.090	M8X12	200	07060.080.012	M10X155*	50	07060.100.155
M5X95*	200	07060.050.095	M8X14	200	07060.080.014	M10X160	25	07060.100.160
M5X100	200	07060.050.100	M8X16	200	07060.080.016	M10X170	25	07060.100.170
M5X105*	100	07060.050.105	M8X18	200	07060.080.018	M10X180	25	07060.100.180
M5X110	100	07060.050.110	M8X20	200	07060.080.020	M10X185*	50	07060.100.185
M5X115*	100	07060.050.115	M8X22	200	07060.080.022	M10X190*	50	07060.100.190
M5X120	100	07060.050.120	M8X25	200	07060.080.025	M10X200	25	07060.100.200
M5X125	100	07060.050.125	M8X30	200	07060.080.030	M10X210*	50	07060.100.210
M5X130*	100	07060.050.130	M8X35	200	07060.080.035	M10X220	25	07060.100.220
M5X135*	100	07060.050.135	M8X40	200	07060.080.040	M10X230*	50	07060.100.230
M5X140	100	07060.050.140	M8X45	200	07060.080.045	M10X240	50	07060.100.240
M5X145*	100	07060.050.145	M8X50	200	07060.080.050	M10X250*	50	07060.100.250
M5X150	100	07060.050.150	M8X55	200	07060.080.055	M10X260	50	07060.100.260
M5X155*	100	07060.050.155	M8X60	200	07060.080.060	M10X270*	50	07060.100.270
M5X160*	100	07060.050.160	M8X65	200	07060.080.065	M10X280*	50	07060.100.280
M5X165*	100	07060.050.165	M8X70	200	07060.080.070	M10X290*	50	07060.100.290
M5X170*	100	07060.050.170	M8X75	200	07060.080.075	M10X300*	50	07060.100.300
M5X175*	100	07060.050.175	M8X80	200	07060.080.080	M10X320*	50	07060.100.320
M5X180*	100	07060.050.180	M8X85	100	07060.080.085	M10X340*	50	07060.100.340
M5X185*	100	07060.050.185	M8X90	100	07060.080.090			
M5X190*	100	07060.050.190	M8X95	100	07060.080.095	M12X14*	100	07060.120.014
M5X195*	100	07060.050.195	M8X100	100	07060.080.100	M12X16	100	07060.120.016
M5X200*	100	07060.050.200	M8X105*	100	07060.080.105	M12X18*	100	07060.120.018
M5X210*	100	07060.050.210	M8X110	100	07060.080.110	M12X20	100	07060.120.020
M5X220*	100	07060.050.220	M8X115*	100	07060.080.115	M12X22*	100	07060.120.022

07060 Hexagon socket head cap screw / Cilinderschroef met binnenzeskant / Vis à tête cylindrique à six pans creux ←

d x L	✉	Art.number	d x L	✉	Art.number	d x L	✉	Art.number
M12X25	100	07060.120.025	M14X260*	25	07060.140.260	M18X120	10	07060.180.120
M12X30	100	07060.120.030	M14X270*	25	07060.140.270	M18X130	25	07060.180.130
M12X35	100	07060.120.035	M14X280*	25	07060.140.280	M18X140	10	07060.180.140
M12X40	100	07060.120.040	M14X290*	25	07060.140.290	M18X150*	25	07060.180.150
M12X45	100	07060.120.045	M14X300*	25	07060.140.300	M18X160	10	07060.180.160
M12X50	100	07060.120.050				M18X170*	25	07060.180.170
M12X55	100	07060.120.055	M16X16*	50	07060.160.016	M18X180	10	07060.180.180
M12X60	100	07060.120.060	M16X18*	50	07060.160.018	M18X190*	25	07060.180.190
M12X65	50	07060.120.065	M16X20	100	07060.160.020	M18X200	10	07060.180.200
M12X70	50	07060.120.070	M16X25	100	07060.160.025	M18X210*	10	07060.180.210
M12X75	50	07060.120.075	M16X30	50	07060.160.030	M18X220*	10	07060.180.220
M12X80	50	07060.120.080	M16X35	50	07060.160.035	M18X230*	10	07060.180.230
M12X85*	50	07060.120.085	M16X40	50	07060.160.040	M18X240*	10	07060.180.240
M12X90	50	07060.120.090	M16X45	50	07060.160.045	M18X250*	10	07060.180.250
M12X95*	50	07060.120.095	M16X50	50	07060.160.050	M18X260*	10	07060.180.260
M12X100	50	07060.120.100	M16X55	50	07060.160.055	M18X270*	10	07060.180.270
M12X105	50	07060.120.105	M16X60	50	07060.160.060	M18X280*	10	07060.180.280
M12X110	50	07060.120.110	M16X65	50	07060.160.065	M18X300*	10	07060.180.300
M12X115*	50	07060.120.115	M16X70	25	07060.160.070	M18X320*	10	07060.180.320
M12X120	25	07060.120.120	M16X75	25	07060.160.075	M18X350*	10	07060.180.350
M12X125*	50	07060.120.125	M16X80	25	07060.160.080			
M12X130	25	07060.120.130	M16X85	25	07060.160.085	M20X20	25	07060.200.020
M12X135*	50	07060.120.135	M16X90	25	07060.160.090	M20X25*	25	07060.200.025
M12X140	25	07060.120.140	M16X95	25	07060.160.095	M20X30	50	07060.200.030
M12X145*	50	07060.120.145	M16X100	25	07060.160.100	M20X35	25	07060.200.035
M12X150	25	07060.120.150	M16X110	25	07060.160.110	M20X40	25	07060.200.040
M12X155*	50	07060.120.155	M16X120	25	07060.160.120	M20X45	25	07060.200.045
M12X160	25	07060.120.160	M16X130	25	07060.160.130	M20X50	25	07060.200.050
M12X165*	50	07060.120.165	M16X140	25	07060.160.140	M20X55	25	07060.200.055
M12X170	50	07060.120.170	M16X150	25	07060.160.150	M20X60	25	07060.200.060
M12X180	25	07060.120.180	M16X160	25	07060.160.160	M20X65	25	07060.200.065
M12X190*	50	07060.120.190	M16X170	25	07060.160.170	M20X70	25	07060.200.070
M12X200	25	07060.120.200	M16X180	10	07060.160.180	M20X75	25	07060.200.075
M12X210*	25	07060.120.210	M16X190	25	07060.160.190	M20X80	25	07060.200.080
M12X220	25	07060.120.220	M16X200	10	07060.160.200	M20X85*	25	07060.200.085
M12X230*	25	07060.120.230	M16X210*	25	07060.160.210	M20X90	25	07060.200.090
M12X240	25	07060.120.240	M16X220	10	07060.160.220	M20X95*	25	07060.200.095
M12X250*	25	07060.120.250	M16X230*	25	07060.160.230	M20X100	25	07060.200.100
M12X260	25	07060.120.260	M16X240	10	07060.160.240	M20X110	25	07060.200.110
M12X270*	25	07060.120.270	M16X250*	25	07060.160.250	M20X120	25	07060.200.120
M12X280*	25	07060.120.280	M16X260	10	07060.160.260	M20X130	25	07060.200.130
M12X290*	25	07060.120.290	M16X270*	25	07060.160.270	M20X140	25	07060.200.140
M12X300	25	07060.120.300	M16X280	25	07060.160.280	M20X150	25	07060.200.150
M12X310*	25	07060.120.310	M16X290*	25	07060.160.290	M20X160	10	07060.200.160
M12X320	25	07060.120.320	M16X300	10	07060.160.300	M20X170	10	07060.200.170
M12X340*	25	07060.120.340	M16X310*	10	07060.160.310	M20X180	10	07060.200.180
M12X360*	25	07060.120.360	M16X320*	10	07060.160.320	M20X190	10	07060.200.190
M12X380*	25	07060.120.380	M16X330*	10	07060.160.330	M20X200	10	07060.200.200
M12X400*	25	07060.120.400	M16X340*	10	07060.160.340	M20X210*	10	07060.200.210
			M16X350*	10	07060.160.350	M20X220	10	07060.200.220
M14X20	100	07060.140.020	M16X360*	10	07060.160.360	M20X230	10	07060.200.230
M14X25	100	07060.140.025	M16X370*	10	07060.160.370	M20X240	10	07060.200.240
M14X30	100	07060.140.030	M16X380*	10	07060.160.380	M20X250	10	07060.200.250
M14X35	100	07060.140.035	M16X390*	10	07060.160.390	M20X260	10	07060.200.260
M14X40	100	07060.140.040	M16X400*	10	07060.160.400	M20X270*	1	07060.200.270
M14X45	50	07060.140.045	M16X410*	10	07060.160.410	M20X280	10	07060.200.280
M14X50	50	07060.140.050	M16X420*	10	07060.160.420	M20X290*	10	07060.200.290
M14X55	50	07060.140.055	M16X440*	10	07060.160.440	M20X300	10	07060.200.300
M14X60	50	07060.140.060	M16X460*	10	07060.160.460	M20X310	10	07060.200.310
M14X65*	50	07060.140.065	M16X480*	10	07060.160.480	M20X320*	10	07060.200.320
M14X70	50	07060.140.070	M16X500*	10	07060.160.500	M20X330*	10	07060.200.330
M14X75	50	07060.140.075	M16X520*	10	07060.160.520	M20X340*	10	07060.200.340
M14X80	50	07060.140.080	M16X540*	10	07060.160.540	M20X350*	10	07060.200.350
M14X85*	50	07060.140.085	M16X560*	10	07060.160.560	M20X360*	10	07060.200.360
M14X90	50	07060.140.090	M16X580*	10	07060.160.580	M20X370*	10	07060.200.370
M14X95*	50	07060.140.095	M16X600*	10	07060.160.600	M20X380*	10	07060.200.380
M14X100	50	07060.140.100				M20X390*	10	07060.200.390
M14X110	50	07060.140.110	M18X30	50	07060.180.030	M20X400*	10	07060.200.400
M14X120	25	07060.140.120	M18X35	25	07060.180.035	M20X410*	10	07060.200.410
M14X130	25	07060.140.130	M18X40	25	07060.180.040	M20X420*	10	07060.200.420
M14X140	25	07060.140.140	M18X45	25	07060.180.045	M20X440*	10	07060.200.440
M14X150	25	07060.140.150	M18X50	25	07060.180.050	M20X450*	10	07060.200.450
M14X160	25	07060.140.160	M18X55	25	07060.180.055	M20X460*	10	07060.200.460
M14X170*	25	07060.140.170	M18X60	25	07060.180.060	M20X480*	10	07060.200.480
M14X180	25	07060.140.180	M18X65*	25	07060.180.065	M20X500*	10	07060.200.500
M14X190*	25	07060.140.190	M18X70	25	07060.180.070	M20X520*	10	07060.200.520
M14X200	25	07060.140.200	M18X75*	25	07060.180.075	M20X540*	10	07060.200.540
M14X210*	25	07060.140.210	M18X80	25	07060.180.080	M20X560*	10	07060.200.560
M14X220*	25	07060.140.220	M18X85*	25	07060.180.085	M20X580*	10	07060.200.580
M14X230*	25	07060.140.230	M18X90	25	07060.180.090	M20X600*	10	07060.200.600
M14X240*	25	07060.140.240	M18X100	25	07060.180.100			
M14X250*	25	07060.140.250	M18X110	10	07060.180.110	M22X35*	25	07060.220.035

07060 Hexagon socket head cap screw / Cilinderschroef met binnenzeskant / Vis à tête cylindrique à six pans creux ←

d x L	✉	Art.number	d x L	✉	Art.number	d x L	✉	Art.number
M22X40*	25	07060.220.040	M24X460*	5	07060.240.460	M30X340*	5	07060.300.340
M22X45*	25	07060.220.045	M24X470*	5	07060.240.470	M30X350*	5	07060.300.350
M22X50	10	07060.220.050	M24X480*	5	07060.240.480	M30X360	5	07060.300.360
M22X55*	25	07060.220.055	M24X490*	5	07060.240.490	M30X370*	5	07060.300.370
M22X60	10	07060.220.060	M24X500*	5	07060.240.500	M30X380*	5	07060.300.380
M22X65*	25	07060.220.065	M24X520*	5	07060.240.520	M30X390*	5	07060.300.390
M22X70	10	07060.220.070	M24X530*	5	07060.240.530	M30X400*	5	07060.300.400
M22X75*	25	07060.220.075	M24X540*	5	07060.240.540	M30X420*	5	07060.300.420
M22X80	10	07060.220.080	M24X560*	5	07060.240.560	M30X430*	5	07060.300.430
M22X85*	25	07060.220.085	M24X580*	5	07060.240.580	M30X440*	5	07060.300.440
M22X90	10	07060.220.090	M24X600*	5	07060.240.600	M30X450*	5	07060.300.450
M22X100	10	07060.220.100				M30X460*	5	07060.300.460
M22X110	10	07060.220.110	M27X40*	10	07060.270.040	M30X470*	5	07060.300.470
M22X120	10	07060.220.120	M27X45*	10	07060.270.045	M30X480*	5	07060.300.480
M22X130*	1	07060.220.130	M27X50*	10	07060.270.050	M30X490*	5	07060.300.490
M22X140	10	07060.220.140	M27X55*	10	07060.270.055	M30X500*	5	07060.300.500
M22X150*	1	07060.220.150	M27X60	10	07060.270.060	M30X540*	5	07060.300.540
M22X160*	1	07060.220.160	M27X65*	10	07060.270.065	M30X700*	1	07060.300.700
M22X170*	10	07060.220.170	M27X70	10	07060.270.070			
M22X180	5	07060.220.180	M27X75*	10	07060.270.075	M33X50*	10	07060.330.050
M22X190*	10	07060.220.190	M27X80	10	07060.270.080	M33X55*	10	07060.330.055
M22X200*	1	07060.220.200	M27X85*	10	07060.270.085	M33X60*	10	07060.330.060
M22X210*	10	07060.220.210	M27X90	10	07060.270.090	M33X65*	10	07060.330.065
M22X220*	10	07060.220.220	M27X100	10	07060.270.100	M33X70*	2	07060.330.070
M22X240*	10	07060.220.240	M27X110*	10	07060.270.110	M33X80*	1	07060.330.080
M22X250*	10	07060.220.250	M27X120	10	07060.270.120	M33X90	2	07060.330.090
M22X260*	10	07060.220.260	M27X130	10	07060.270.130	M33X100	2	07060.330.100
M22X280*	10	07060.220.280	M27X140	10	07060.270.140	M33X110*	5	07060.330.110
M22X300*	10	07060.220.300	M27X150*	10	07060.270.150	M33X120	2	07060.330.120
			M27X160	10	07060.270.160	M33X130	2	07060.330.130
M24X30*	25	07060.240.030	M27X170*	10	07060.270.170	M33X140*	1	07060.330.140
M24X35*	25	07060.240.035	M27X180	10	07060.270.180	M33X150*	5	07060.330.150
M24X40	10	07060.240.040	M27X190*	10	07060.270.190	M33X160	2	07060.330.160
M24X45	10	07060.240.045	M27X200	10	07060.270.200	M33X180	2	07060.330.180
M24X50	10	07060.240.050	M27X210*	5	07060.270.210	M33X190*	5	07060.330.190
M24X55	10	07060.240.055	M27X220*	5	07060.270.220	M33X200*	1	07060.330.200
M24X60	10	07060.240.060	M27X230*	5	07060.270.230			
M24X65	10	07060.240.065	M27X240*	5	07060.270.240	M36X50*	10	07060.360.050
M24X70	10	07060.240.070	M27X250*	5	07060.270.250	M36X55*	10	07060.360.055
M24X75	5	07060.240.075	M27X260*	5	07060.270.260	M36X60	1	07060.360.060
M24X80	10	07060.240.080	M27X270*	5	07060.270.270	M36X65*	10	07060.360.065
M24X85*	10	07060.240.085	M27X280*	5	07060.270.280	M36X70	10	07060.360.070
M24X90	10	07060.240.090	M27X300*	5	07060.270.300	M36X75*	10	07060.360.075
M24X95*	10	07060.240.095	M27X320*	5	07060.270.320	M36X80	1	07060.360.080
M24X100	10	07060.240.100				M36X85*	10	07060.360.085
M24X105*	10	07060.240.105	M30X35*	10	07060.300.035	M36X95*	5	07060.360.095
M24X110	10	07060.240.110	M30X40	10	07060.300.040	M36X100	1	07060.360.100
M24X120	5	07060.240.120	M30X45*	10	07060.300.045	M36X110	1	07060.360.110
M24X125*	10	07060.240.125	M30X50*	10	07060.300.050	M36X120	1	07060.360.120
M24X130	5	07060.240.130	M30X55*	10	07060.300.055	M36X130*	5	07060.360.130
M24X140	5	07060.240.140	M30X60	5	07060.300.060	M36X140	1	07060.360.140
M24X150	5	07060.240.150	M30X65*	10	07060.300.065	M36X150*	1	07060.360.150
M24X160	5	07060.240.160	M30X70	5	07060.300.070	M36X160	1	07060.360.160
M24X170	5	07060.240.170	M30X75*	10	07060.300.075	M36X170*	5	07060.360.170
M24X180	5	07060.240.180	M30X80	5	07060.300.080	M36X180	1	07060.360.180
M24X190	5	07060.240.190	M30X85*	10	07060.300.085	M36X190*	5	07060.360.190
M24X200	5	07060.240.200	M30X90	2	07060.300.090	M36X200	1	07060.360.200
M24X210*	10	07060.240.210	M30X95*	10	07060.300.095	M36X210*	5	07060.360.210
M24X220	5	07060.240.220	M30X100	2	07060.300.100	M36X220	1	07060.360.220
M24X230*	10	07060.240.230	M30X110	2	07060.300.110	M36X230*	5	07060.360.230
M24X240	5	07060.240.240	M30X120	2	07060.300.120	M36X240	1	07060.360.240
M24X250*	10	07060.240.250	M30X130	2	07060.300.130	M36X250*	5	07060.360.250
M24X260	5	07060.240.260	M30X140	2	07060.300.140	M36X260	1	07060.360.260
M24X270*	10	07060.240.270	M30X150	2	07060.300.150	M36X270*	5	07060.360.270
M24X280	5	07060.240.280	M30X160	2	07060.300.160	M36X280*	1	07060.360.280
M24X290*	10	07060.240.290	M30X170	2	07060.300.170	M36X290*	5	07060.360.290
M24X300	5	07060.240.300	M30X180	2	07060.300.180	M36X300	1	07060.360.300
M24X310*	10	07060.240.310	M30X190	2	07060.300.190	M36X310*	5	07060.360.310
M24X320	5	07060.240.320	M30X200	2	07060.300.200	M36X320*	5	07060.360.320
M24X330	1	07060.240.330	M30X210*	5	07060.300.210	M36X330*	5	07060.360.330
M24X340*	10	07060.240.340	M30X220	2	07060.300.220	M36X340*	5	07060.360.340
M24X350*	10	07060.240.350	M30X230	1	07060.300.230	M36X350*	1	07060.360.350
M24X360	1	07060.240.360	M30X240	2	07060.300.240	M36X360	5	07060.360.360
M24X370*	10	07060.240.370	M30X250*	5	07060.300.250	M36X370*	5	07060.360.370
M24X380*	10	07060.240.380	M30X260	2	07060.300.260	M36X380*	5	07060.360.380
M24X390*	10	07060.240.390	M30X270	1	07060.300.270	M36X390*	5	07060.360.390
M24X400*	10	07060.240.400	M30X280	2	07060.300.280	M36X400*	5	07060.360.400
M24X410*	5	07060.240.410	M30X290*	5	07060.300.290	M36X420*	5	07060.360.420
M24X420	5	07060.240.420	M30X300	2	07060.300.300	M36X430*	5	07060.360.430
M24X430*	5	07060.240.430	M30X310*	5	07060.300.310	M36X440*	5	07060.360.440
M24X440*	5	07060.240.440	M30X320*	5	07060.300.320	M36X500*	5	07060.360.500
M24X450*	5	07060.240.450	M30X330*	5	07060.300.330	M36X560*	4	07060.360.560

07060 Hexagon socket head cap screw / Cilinderschroef met binnenzeskant / Vis à tête cylindrique à six pans creux ←

d x L	✉	Art.number	d x L	✉	Art.number	d x L	✉	Art.number
M36X600*	4	07060.360.600	M42X280	1	07060.420.280	M48X220*	5	07060.480.220
			M42X300*	5	07060.420.300	M48X240*	5	07060.480.240
M42X70*	5	07060.420.070	M42X350*	4	07060.420.350	M48X260*	5	07060.480.260
M42X80*	5	07060.420.080	M42X400*	4	07060.420.400	M48X270*	4	07060.480.270
M42X90*	5	07060.420.090	M42X500*	3	07060.420.500	M48X280*	4	07060.480.280
M42X100	1	07060.420.100	M42X560*	1	07060.420.560	M48X300*	4	07060.480.300
M42X110*	5	07060.420.110						
M42X120	1	07060.420.120	M48X80*	5	07060.480.080	M56X120*	4	07060.560.120
M42X130*	5	07060.420.130	M48X90*	5	07060.480.090	M56X130*	4	07060.560.130
M42X140	1	07060.420.140	M48X100	8	07060.480.100	M56X140*	4	07060.560.140
M42X150*	5	07060.420.150	M48X110*	8	07060.480.110	M56X150*	12	07060.560.150
M42X160	1	07060.420.160	M48X120*	8	07060.480.120	M56X160*	4	07060.560.160
M42X170*	5	07060.420.170	M48X130*	8	07060.480.130	M56X180*	1	07060.560.180
M42X180	1	07060.420.180	M48X140*	5	07060.480.140	M56X200*	1	07060.560.200
M42X190*	5	07060.420.190	M48X150*	5	07060.480.150	M56X210*	3	07060.560.210
M42X200	1	07060.420.200	M48X160*	5	07060.480.160	M56X220*	3	07060.560.220
M42X210*	5	07060.420.210	M48X170*	5	07060.480.170	M56X230*	3	07060.560.230
M42X220*	5	07060.420.220	M48X180*	5	07060.480.180	M56X260*	9	07060.560.260
M42X240	1	07060.420.240	M48X190*	5	07060.480.190	M56X280*	2	07060.560.280
M42X260*	5	07060.420.260	M48X200*	5	07060.480.200	M56X300*	2	07060.560.300
M42X270*	5	07060.420.270	M48X210*	5	07060.480.210			

07160 Hexagon socket head cap screw / Cilinderschroef met binnenzeskant / Vis à tête cylindrique à six pans creux D02A

Thread Metric thread
Material Steel
Class 8.8
Surface treatment Zinc plated

RoHS



d x L	✉	Art.number	d x L	✉	Art.number	d x L	✉	Art.number
M3X4	500	07160.030.004	M5X6	200	07160.050.006	M6X40	200	07160.060.040
M3X5	200	07160.030.005	M5X8	200	07160.050.008	M6X45	200	07160.060.045
M3X6	200	07160.030.006	M5X10	200	07160.050.010	M6X50	200	07160.060.050
M3X8	200	07160.030.008	M5X12	200	07160.050.012	M6X55	200	07160.060.055
M3X10	200	07160.030.010	M5X14	500	07160.050.014	M6X60	200	07160.060.060
M3X12	200	07160.030.012	M5X16	200	07160.050.016	M6X65	200	07160.060.065
M3X14	500	07160.030.014	M5X18	200	07160.050.018	M6X70	200	07160.060.070
M3X16	200	07160.030.016	M5X20	200	07160.050.020	M6X75	200	07160.060.075
M3X18	200	07160.030.018	M5X22	100	07160.050.022	M6X80	200	07160.060.080
M3X20	200	07160.030.020	M5X25	200	07160.050.025	M6X85	200	07160.060.085
M3X22	500	07160.030.022	M5X30	200	07160.050.030	M6X90	100	07160.060.090
M3X25	200	07160.030.025	M5X35	200	07160.050.035	M6X95	200	07160.060.095
M3X30	200	07160.030.030	M5X40	200	07160.050.040	M6X100	100	07160.060.100
M3X35	200	07160.030.035	M5X45	200	07160.050.045	M6X105*	100	07160.060.105
M3X40	200	07160.030.040	M5X50	200	07160.050.050	M6X110	100	07160.060.110
M3X45	500	07160.030.045	M5X55	200	07160.050.055	M6X115*	100	07160.060.115
M3X50	500	07160.030.050	M5X60	200	07160.050.060	M6X120	100	07160.060.120
			M5X65	200	07160.050.065	M6X125*	100	07160.060.125
M4X4	500	07160.040.004	M5X70	200	07160.050.070	M6X130	100	07160.060.130
M4X5	500	07160.040.005	M5X75	200	07160.050.075	M6X140	100	07160.060.140
M4X6	200	07160.040.006	M5X80	200	07160.050.080	M6X145*	100	07160.060.145
M4X8	200	07160.040.008	M5X85	200	07160.050.085	M6X150	100	07160.060.150
M4X10	200	07160.040.010	M5X90	200	07160.050.090	M6X160	100	07160.060.160
M4X12	200	07160.040.012	M5X95	200	07160.050.095	M6X170*	100	07160.060.170
M4X14	500	07160.040.014	M5X100	200	07160.050.100	M6X180	100	07160.060.180
M4X16	200	07160.040.016	M5X110	200	07160.050.110	M6X200	100	07160.060.200
M4X18	200	07160.040.018	M5X115*	100	07160.050.115	M6X210*	100	07160.060.210
M4X20	200	07160.040.020	M5X120	100	07160.050.120	M6X220*	100	07160.060.220
M4X22	500	07160.040.022	M5X125	100	07160.050.125	M6X230*	100	07160.060.230
M4X25	200	07160.040.025	M5X130	100	07160.050.130	M6X280	100	07160.060.280
M4X28	500	07160.040.028	M5X140	100	07160.050.140	M6X300*	100	07160.060.300
M4X30	200	07160.040.030	M5X150	100	07160.050.150			
M4X35	200	07160.040.035	M5X160*	100	07160.050.160	M8X8	200	07160.080.008
M4X40	200	07160.040.040	M5X170	100	07160.050.170	M8X10	200	07160.080.010
M4X45	200	07160.040.045	M5X180*	100	07160.050.180	M8X12	200	07160.080.012
M4X50	200	07160.040.050	M5X200*	100	07160.050.200	M8X14	200	07160.080.014
M4X55	200	07160.040.055				M8X16	200	07160.080.016
M4X60	200	07160.040.060	M6X6	100	07160.060.006	M8X18	200	07160.080.018
M4X65	200	07160.040.065	M6X8	200	07160.060.008	M8X20	200	07160.080.020
M4X70	200	07160.040.070	M6X10	200	07160.060.010	M8X22	200	07160.080.022
M4X75	200	07160.040.075	M6X12	200	07160.060.012	M8X25	200	07160.080.025
M4X80	200	07160.040.080	M6X14	500	07160.060.014	M8X30	200	07160.080.030
M4X85	200	07160.040.085	M6X16	200	07160.060.016	M8X35	200	07160.080.035
M4X90	200	07160.040.090	M6X18	200	07160.060.018	M8X40	200	07160.080.040
M4X95*	200	07160.040.095	M6X20	200	07160.060.020	M8X45	200	07160.080.045
M4X100	200	07160.040.100	M6X22	200	07160.060.022	M8X50	200	07160.080.050
M4X110*	200	07160.040.110	M6X25	200	07160.060.025	M8X55	200	07160.080.055
M4X120	200	07160.040.120	M6X28*	500	07160.060.028	M8X60	200	07160.080.060
			M6X30	200	07160.060.030	M8X65	200	07160.080.065
M5X5	500	07160.050.005	M6X35	200	07160.060.035	M8X70	200	07160.080.070

07160 Hexagon socket head cap screw / Cilinderschroef met binnenzeskant / Vis à tête cylindrique à six pans creux ←

d x L	✉	Art.number	d x L	✉	Art.number	d x L	✉	Art.number
M8X75	200	07160.080.075	M12X30	100	07160.120.030	M16X120	25	07160.160.120
M8X80	200	07160.080.080	M12X35	100	07160.120.035	M16X130	25	07160.160.130
M8X85	100	07160.080.085	M12X40	100	07160.120.040	M16X140	25	07160.160.140
M8X90	100	07160.080.090	M12X45	100	07160.120.045	M16X150	50	07160.160.150
M8X95	100	07160.080.095	M12X50	100	07160.120.050	M16X160	25	07160.160.160
M8X100	100	07160.080.100	M12X55	100	07160.120.055	M16X170	25	07160.160.170
M8X105	100	07160.080.105	M12X60	100	07160.120.060	M16X180	10	07160.160.180
M8X110	100	07160.080.110	M12X65	50	07160.120.065	M16X190	25	07160.160.190
M8X115	100	07160.080.115	M12X70	50	07160.120.070	M16X200	10	07160.160.200
M8X120	100	07160.080.120	M12X75	50	07160.120.075	M16X210	25	07160.160.210
M8X125	100	07160.080.125	M12X80	50	07160.120.080	M16X220	25	07160.160.220
M8X130	50	07160.080.130	M12X85	50	07160.120.085	M16X230*	25	07160.160.230
M8X135	100	07160.080.135	M12X90	50	07160.120.090	M16X240	25	07160.160.240
M8X140	50	07160.080.140	M12X95	50	07160.120.095	M16X250*	25	07160.160.250
M8X145*	100	07160.080.145	M12X100	50	07160.120.100	M16X260*	25	07160.160.260
M8X150	100	07160.080.150	M12X110	50	07160.120.110	M16X270*	25	07160.160.270
M8X160	50	07160.080.160	M12X115*	50	07160.120.115	M16X280	1	07160.160.280
M8X170	100	07160.080.170	M12X120	25	07160.120.120	M16X300*	25	07160.160.300
M8X180	100	07160.080.180	M12X125*	50	07160.120.125	M16X320*	10	07160.160.320
M8X190	100	07160.080.190	M12X130	25	07160.120.130	M16X340*	10	07160.160.340
M8X200	100	07160.080.200	M12X135*	50	07160.120.135	M16X360*	10	07160.160.360
M8X210*	100	07160.080.210	M12X140	25	07160.120.140			
M8X220*	100	07160.080.220	M12X145*	50	07160.120.145	M18X30	50	07160.180.030
M8X230*	100	07160.080.230	M12X150	25	07160.120.150	M18X35*	50	07160.180.035
M8X240*	100	07160.080.240	M12X155*	50	07160.120.155	M18X40	25	07160.180.040
M8X250*	100	07160.080.250	M12X160	25	07160.120.160	M18X45	50	07160.180.045
M8X260*	100	07160.080.260	M12X170	50	07160.120.170	M18X50	25	07160.180.050
M8X270*	100	07160.080.270	M12X180	25	07160.120.180	M18X55	25	07160.180.055
M8X280*	100	07160.080.280	M12X190*	50	07160.120.190	M18X60	25	07160.180.060
			M12X200	25	07160.120.200	M18X70	25	07160.180.070
M10X10	200	07160.100.010	M12X210	25	07160.120.210	M18X80	25	07160.180.080
M10X12	200	07160.100.012	M12X220	25	07160.120.220	M18X90*	25	07160.180.090
M10X14	200	07160.100.014	M12X230*	25	07160.120.230	M18X100	25	07160.180.100
M10X16	200	07160.100.016	M12X240	25	07160.120.240	M18X110*	25	07160.180.110
M10X18	200	07160.100.018	M12X250*	25	07160.120.250	M18X120	10	07160.180.120
M10X20	200	07160.100.020	M12X260*	25	07160.120.260			
M10X22	200	07160.100.022	M12X270*	25	07160.120.270	M20X25	25	07160.200.025
M10X25	200	07160.100.025	M12X290*	25	07160.120.290	M20X30	25	07160.200.030
M10X30	200	07160.100.030	M12X300*	25	07160.120.300	M20X35	25	07160.200.035
M10X35	100	07160.100.035				M20X40	25	07160.200.040
M10X40	100	07160.100.040	M14X20	100	07160.140.020	M20X45	25	07160.200.045
M10X45	100	07160.100.045	M14X25	100	07160.140.025	M20X50	25	07160.200.050
M10X50	100	07160.100.050	M14X30	100	07160.140.030	M20X55	25	07160.200.055
M10X55	100	07160.100.055	M14X35	100	07160.140.035	M20X60	25	07160.200.060
M10X60	100	07160.100.060	M14X40	100	07160.140.040	M20X65	25	07160.200.065
M10X65	100	07160.100.065	M14X45	50	07160.140.045	M20X70	25	07160.200.070
M10X70	100	07160.100.070	M14X50	50	07160.140.050	M20X75	25	07160.200.075
M10X75	100	07160.100.075	M14X55	50	07160.140.055	M20X80	25	07160.200.080
M10X80	100	07160.100.080	M14X60	50	07160.140.060	M20X85*	25	07160.200.085
M10X85	100	07160.100.085	M14X65	50	07160.140.065	M20X90	25	07160.200.090
M10X90	100	07160.100.090	M14X70	50	07160.140.070	M20X100	25	07160.200.100
M10X95	100	07160.100.095	M14X75	50	07160.140.075	M20X110	25	07160.200.110
M10X100	50	07160.100.100	M14X80	50	07160.140.080	M20X120	25	07160.200.120
M10X110	50	07160.100.110	M14X90	50	07160.140.090	M20X130	25	07160.200.130
M10X115*	100	07160.100.115	M14X100	50	07160.140.100	M20X140	25	07160.200.140
M10X120	50	07160.100.120	M14X110	50	07160.140.110	M20X150	25	07160.200.150
M10X125	50	07160.100.125	M14X120	25	07160.140.120	M20X160	10	07160.200.160
M10X130	50	07160.100.130	M14X130*	50	07160.140.130	M20X170	10	07160.200.170
M10X135*	50	07160.100.135	M14X140*	25	07160.140.140	M20X180	10	07160.200.180
M10X140	50	07160.100.140	M14X150	25	07160.140.150	M20X190	10	07160.200.190
M10X150	50	07160.100.150	M14X160*	25	07160.140.160	M20X200	10	07160.200.200
M10X155*	50	07160.100.155	M14X180	25	07160.140.180	M20X210*	10	07160.200.210
M10X160	25	07160.100.160	M14X200*	25	07160.140.200	M20X220*	10	07160.200.220
M10X170	50	07160.100.170				M20X230*	10	07160.200.230
M10X180	25	07160.100.180	M16X20	50	07160.160.020	M20X240*	10	07160.200.240
M10X190	50	07160.100.190	M16X25	50	07160.160.025	M20X250*	10	07160.200.250
M10X200	50	07160.100.200	M16X30	50	07160.160.030	M20X260*	1	07160.200.260
M10X210*	50	07160.100.210	M16X35	50	07160.160.035	M20X270*	10	07160.200.270
M10X220	50	07160.100.220	M16X40	50	07160.160.040	M20X280*	10	07160.200.280
M10X230*	50	07160.100.230	M16X45	50	07160.160.045	M20X300*	10	07160.200.300
M10X240*	50	07160.100.240	M16X50	50	07160.160.050	M20X310*	5	07160.200.310
M10X250*	50	07160.100.250	M16X55	50	07160.160.055	M20X320*	5	07160.200.320
M10X260*	50	07160.100.260	M16X60	50	07160.160.060			
M10X270*	50	07160.100.270	M16X65	50	07160.160.065	M22X50	10	07160.220.050
M10X280*	50	07160.100.280	M16X70	25	07160.160.070	M22X60	10	07160.220.060
M10X300	50	07160.100.300	M16X75	25	07160.160.075	M22X70	10	07160.220.070
			M16X80	25	07160.160.080	M22X80	10	07160.220.080
M12X14	100	07160.120.014	M16X85	25	07160.160.085	M22X100	10	07160.220.100
M12X16	100	07160.120.016	M16X90	25	07160.160.090			
M12X20	100	07160.120.020	M16X95*	25	07160.160.095	M24X30	25	07160.240.030
M12X22	100	07160.120.022	M16X100	25	07160.160.100	M24X40	10	07160.240.040
M12X25	100	07160.120.025	M16X110	25	07160.160.110	M24X45	25	07160.240.045

07160 Hexagon socket head cap screw / Cilinderschroef met binnenzeskant / Vis à tête cylindrique à six pans creux ←

d x L	✉	Art.number	d x L	✉	Art.number	d x L	✉	Art.number
M24X50	10	07160.240.050	M27X80*	10	07160.270.080	M30X240*	5	07160.300.240
M24X55	25	07160.240.055	M27X90*	10	07160.270.090	M30X250*	5	07160.300.250
M24X60	10	07160.240.060	M27X100	10	07160.270.100	M30X260	5	07160.300.260
M24X65	10	07160.240.065	M27X110*	10	07160.270.110	M30X280*	5	07160.300.280
M24X70	10	07160.240.070	M27X120*	10	07160.270.120	M30X300*	5	07160.300.300
M24X75	10	07160.240.075	M27X130*	10	07160.270.130			
M24X80	10	07160.240.080	M27X140*	10	07160.270.140	M36X50*	5	07160.360.050
M24X85	10	07160.240.085	M27X200*	10	07160.270.200	M36X60*	5	07160.360.060
M24X90	10	07160.240.090				M36X65*	5	07160.360.065
M24X100	10	07160.240.100	M30X35*	10	07160.300.035	M36X70*	5	07160.360.070
M24X110	10	07160.240.110	M30X40*	10	07160.300.040	M36X80*	10	07160.360.080
M24X120	5	07160.240.120	M30X50*	10	07160.300.050	M36X90	1	07160.360.090
M24X130	10	07160.240.130	M30X55*	10	07160.300.055	M36X100	1	07160.360.100
M24X140	5	07160.240.140	M30X60	10	07160.300.060	M36X110*	5	07160.360.110
M24X150	10	07160.240.150	M30X65	10	07160.300.065	M36X120	1	07160.360.120
M24X160	5	07160.240.160	M30X70*	10	07160.300.070	M36X130*	5	07160.360.130
M24X170*	10	07160.240.170	M30X80	5	07160.300.080	M36X140*	5	07160.360.140
M24X180	5	07160.240.180	M30X85*	1	07160.300.085	M36X150*	5	07160.360.150
M24X200	5	07160.240.200	M30X90	10	07160.300.090	M36X160	1	07160.360.160
M24X210*	10	07160.240.210	M30X100	2	07160.300.100	M36X180*	5	07160.360.180
M24X220*	10	07160.240.220	M30X110	10	07160.300.110	M36X200	1	07160.360.200
M24X230	1	07160.240.230	M30X120	2	07160.300.120	M36X220*	1	07160.360.220
M24X240*	10	07160.240.240	M30X130	10	07160.300.130	M36X230*	5	07160.360.230
M24X250*	10	07160.240.250	M30X140	2	07160.300.140	M36X260*	5	07160.360.260
M24X260*	10	07160.240.260	M30X150	10	07160.300.150	M36X310*	5	07160.360.310
M24X280*	10	07160.240.280	M30X160	2	07160.300.160	M36X320*	5	07160.360.320
M24X300*	10	07160.240.300	M30X170*	15	07160.300.170			
			M30X180	2	07160.300.180	M42X70*	1	07160.420.070
M27X50*	10	07160.270.050	M30X190*	10	07160.300.190	M42X80*	10	07160.420.080
M27X60*	10	07160.270.060	M30X200	1	07160.300.200	M42X90*	1	07160.420.090
M27X65*	10	07160.270.065	M30X210*	5	07160.300.210	M42X100*	10	07160.420.100
M27X70	10	07160.270.070	M30X220*	5	07160.300.220			

07067 Hexagon socket head cap screw / Cilinderschroef met binnenzeskant / Vis à tête cylindrique à six pans creux D03A

Thread	Metric thread
Material	Steel
Class	8.8
Surface treatment	Zinc plated with thick Cr(III) passivation

RoHS



d x L	✉	Art.number	d x L	✉	Art.number	d x L	✉	Art.number
M3X6*	500	07067.030.006	M6X30*	500	07067.060.030	M10X45*	100	07067.100.045
M3X8*	500	07067.030.008	M6X35*	200	07067.060.035	M10X50	100	07067.100.050
M3X10*	500	07067.030.010	M6X40*	200	07067.060.040	M10X55*	100	07067.100.055
M3X12*	500	07067.030.012	M6X45*	200	07067.060.045	M10X60*	100	07067.100.060
M3X16*	500	07067.030.016	M6X50*	200	07067.060.050	M10X70*	100	07067.100.070
M3X20*	500	07067.030.020	M6X55*	200	07067.060.055	M10X80*	100	07067.100.080
			M6X60*	200	07067.060.060	M10X90*	100	07067.100.090
M4X6*	500	07067.040.006	M6X65*	200	07067.060.065	M10X100*	100	07067.100.100
M4X8*	500	07067.040.008	M6X70*	200	07067.060.070			
M4X10*	500	07067.040.010	M6X75*	200	07067.060.075	M12X20*	100	07067.120.020
M4X12*	500	07067.040.012	M6X80*	200	07067.060.080	M12X25*	100	07067.120.025
M4X16*	500	07067.040.016	M6X100*	200	07067.060.100	M12X30*	100	07067.120.030
M4X20*	500	07067.040.020				M12X35*	100	07067.120.035
M4X25*	500	07067.040.025	M8X10*	200	07067.080.010	M12X40*	100	07067.120.040
M4X30*	500	07067.040.030	M8X12*	200	07067.080.012	M12X45*	100	07067.120.045
M4X35*	500	07067.040.035	M8X16*	200	07067.080.016	M12X50*	100	07067.120.050
M4X40*	500	07067.040.040	M8X20*	200	07067.080.020	M12X60*	100	07067.120.060
			M8X25	200	07067.080.025	M12X65*	50	07067.120.065
M5X6*	500	07067.050.006	M8X30*	200	07067.080.030	M12X70*	50	07067.120.070
M5X8*	500	07067.050.008	M8X35*	200	07067.080.035	M12X75*	50	07067.120.075
M5X10*	500	07067.050.010	M8X40*	200	07067.080.040	M12X80*	50	07067.120.080
M5X12*	500	07067.050.012	M8X45*	200	07067.080.045	M12X90*	50	07067.120.090
M5X16*	500	07067.050.016	M8X50*	200	07067.080.050			
M5X20*	500	07067.050.020	M8X55*	200	07067.080.055	M16X25*	50	07067.160.025
M5X25*	500	07067.050.025	M8X60*	200	07067.080.060	M16X30*	50	07067.160.030
M5X35*	200	07067.050.035	M8X65*	200	07067.080.065	M16X35*	50	07067.160.035
M5X40*	200	07067.050.040	M8X70*	200	07067.080.070	M16X40*	50	07067.160.040
M5X45*	200	07067.050.045	M8X80*	200	07067.080.080	M16X50*	50	07067.160.050
M5X50*	200	07067.050.050	M8X90*	100	07067.080.090	M16X55*	50	07067.160.055
			M8X100*	100	07067.080.100	M16X60*	50	07067.160.060
M6X8*	200	07067.060.008				M16X65*	25	07067.160.065
M6X10*	500	07067.060.010	M10X16*	200	07067.100.016	M16X70*	25	07067.160.070
M6X12*	500	07067.060.012	M10X20*	200	07067.100.020	M16X90*	25	07067.160.090
M6X16*	500	07067.060.016	M10X25*	200	07067.100.025	M16X100*	25	07067.160.100
M6X20*	500	07067.060.020	M10X30*	200	07067.100.030	M16X120*	25	07067.160.120
M6X22*	500	07067.060.022	M10X35*	100	07067.100.035			
M6X25*	500	07067.060.025	M10X40*	100	07067.100.040			

07065 Hexagon socket head cap screw / Cilinderschroef met binnenzeskant / Vis à tête cylindrique à six pans creux — A96A

Thread Metric thread
Material Steel
Class 8.8
Surface treatment Zinc flake Cr(VI) free - flZn/nc



d x L	✉	Art.number	d x L	✉	Art.number	d x L	✉	Art.number
M3X10	200	07065.030.010	M6X75*	200	07065.060.075	M12X75*	50	07065.120.075
M3X12	200	07065.030.012	M6X80	200	07065.060.080	M12X80	50	07065.120.080
M3X16	200	07065.030.016	M6X90	100	07065.060.090	M12X90	50	07065.120.090
M3X20	200	07065.030.020				M12X100	50	07065.120.100
			M8X10	200	07065.080.010			
M4X8	200	07065.040.008	M8X12	200	07065.080.012	M16X30	50	07065.160.030
M4X10	200	07065.040.010	M8X16	200	07065.080.016	M16X35*	50	07065.160.035
M4X12	200	07065.040.012	M8X20	200	07065.080.020	M16X40	50	07065.160.040
M4X16	200	07065.040.016	M8X25	200	07065.080.025	M16X45*	50	07065.160.045
M4X20	200	07065.040.020	M8X30	200	07065.080.030	M16X50	50	07065.160.050
M4X25	200	07065.040.025	M8X35	200	07065.080.035	M16X55*	50	07065.160.055
M4X30	200	07065.040.030	M8X40	200	07065.080.040	M16X60	50	07065.160.060
M4X40	200	07065.040.040	M8X45	200	07065.080.045	M16X65*	25	07065.160.065
M4X50	200	07065.040.050	M8X50	200	07065.080.050	M16X70	25	07065.160.070
			M8X55*	200	07065.080.055	M16X75*	25	07065.160.075
M5X10	200	07065.050.010	M8X60	200	07065.080.060	M16X80	25	07065.160.080
M5X12	200	07065.050.012	M8X65*	200	07065.080.065	M16X90	25	07065.160.090
M5X16	200	07065.050.016	M8X70	200	07065.080.070	M16X100	25	07065.160.100
M5X20	200	07065.050.020	M8X75*	200	07065.080.075	M16X110	25	07065.160.110
M5X25	200	07065.050.025	M8X80	200	07065.080.080	M16X120*	25	07065.160.120
M5X30	200	07065.050.030	M8X90	100	07065.080.090			
M5X40	200	07065.050.040				M20X65*	25	07065.200.065
M5X45	200	07065.050.045	M10X20	200	07065.100.020	M20X70*	25	07065.200.070
M5X50	200	07065.050.050	M10X25	200	07065.100.025	M20X75*	25	07065.200.075
M5X55	200	07065.050.055	M10X30	200	07065.100.030	M20X80*	25	07065.200.080
M5X60	200	07065.050.060	M10X35	100	07065.100.035	M20X90	25	07065.200.090
M5X70	200	07065.050.070	M10X40	100	07065.100.040	M20X100*	25	07065.200.100
M5X80	200	07065.050.080	M10X45	100	07065.100.045	M20X110*	25	07065.200.110
M5X90	200	07065.050.090	M10X50	100	07065.100.050	M20X120*	25	07065.200.120
			M10X55	100	07065.100.055	M20X130*	25	07065.200.130
M6X10	200	07065.060.010	M10X60	100	07065.100.060	M20X140*	25	07065.200.140
M6X12	200	07065.060.012	M10X65*	100	07065.100.065	M20X150*	25	07065.200.150
M6X14*	500	07065.060.014	M10X70	100	07065.100.070	M20X160*	10	07065.200.160
M6X16	200	07065.060.016	M10X75*	100	07065.100.075	M20X170*	10	07065.200.170
M6X18*	500	07065.060.018	M10X80	100	07065.100.080	M20X180*	10	07065.200.180
M6X20	200	07065.060.020	M10X90	100	07065.100.090			
M6X22*	500	07065.060.022				M24X75*	25	07065.240.075
M6X25	200	07065.060.025	M12X20	100	07065.120.020	M24X80*	25	07065.240.080
M6X28*	500	07065.060.028	M12X25	100	07065.120.025	M24X90*	10	07065.240.090
M6X30	200	07065.060.030	M12X30	100	07065.120.030	M24X100*	10	07065.240.100
M6X35	200	07065.060.035	M12X35	100	07065.120.035	M24X110*	10	07065.240.110
M6X40	200	07065.060.040	M12X40	100	07065.120.040	M24X120*	10	07065.240.120
M6X45	200	07065.060.045	M12X45	100	07065.120.045	M24X130*	10	07065.240.130
M6X50	200	07065.060.050	M12X50	100	07065.120.050	M24X140*	10	07065.240.140
M6X55	200	07065.060.055	M12X55	100	07065.120.055	M24X150*	10	07065.240.150
M6X60	200	07065.060.060	M12X60	100	07065.120.060	M24X160*	10	07065.240.160
M6X65	200	07065.060.065	M12X65	50	07065.120.065	M24X170*	10	07065.240.170
M6X70	200	07065.060.070	M12X70	50	07065.120.070	M24X180*	10	07065.240.180

- A zinc flake coating eliminates the risk of hydrogen embrittlement.

07015 Hexagon socket head cap screw / Cilinderschroef met binnenzeskant / Vis à tête cylindrique à six pans creux — D03A

Thread Metric thread
Material Steel
Class 10.9
Surface treatment Plain



d x L	✉	Art.number	d x L	✉	Art.number	d x L	✉	Art.number
M3X6	500	07015.030.006	M4X16	500	07015.040.016	M5X6*	500	07015.050.006
M3X8	500	07015.030.008	M4X18*	500	07015.040.018	M5X8	500	07015.050.008
M3X10	500	07015.030.010	M4X20	500	07015.040.020	M5X10	500	07015.050.010
M3X12	500	07015.030.012	M4X22*	500	07015.040.022	M5X12	500	07015.050.012
M3X14*	500	07015.030.014	M4X25	500	07015.040.025	M5X14*	500	07015.050.014
M3X16	500	07015.030.016	M4X30	500	07015.040.030	M5X16	500	07015.050.016
M3X20	500	07015.030.020	M4X35	500	07015.040.035	M5X18*	500	07015.050.018
M3X25*	500	07015.030.025	M4X40	500	07015.040.040	M5X20	500	07015.050.020
M3X30*	500	07015.030.030	M4X45*	500	07015.040.045	M5X22*	500	07015.050.022
			M4X50*	500	07015.040.050	M5X25	500	07015.050.025
M4X6	500	07015.040.006	M4X55*	200	07015.040.055	M5X30	500	07015.050.030
M4X8	500	07015.040.008	M4X60*	200	07015.040.060	M5X35	200	07015.050.035
M4X10	500	07015.040.010	M4X65	200	07015.040.065	M5X40	200	07015.050.040
M4X12	500	07015.040.012	M4X70	200	07015.040.070	M5X45	200	07015.050.045
M4X14	500	07015.040.014				M5X50	200	07015.050.050

07015 Hexagon socket head cap screw / Cilinderschroef met binnenzeskant / Vis à tête cylindrique à six pans creux ←

d x L	✉	Art.number	d x L	✉	Art.number	d x L	✉	Art.number
M5X55	200	07015.050.055	M8X85*	100	07015.080.085	M12X35	100	07015.120.035
M5X60	200	07015.050.060	M8X90	100	07015.080.090	M12X40	100	07015.120.040
M5X65*	200	07015.050.065	M8X95	100	07015.080.095	M12X45	100	07015.120.045
M5X70	200	07015.050.070	M8X100	100	07015.080.100	M12X50	100	07015.120.050
M5X75*	200	07015.050.075	M8X110	100	07015.080.110	M12X55	100	07015.120.055
M5X80	200	07015.050.080	M8X120	100	07015.080.120	M12X60	100	07015.120.060
M5X85*	200	07015.050.085	M8X125*	100	07015.080.125	M12X65	50	07015.120.065
M5X90	200	07015.050.090	M8X130*	100	07015.080.130	M12X70	50	07015.120.070
M5X95*	200	07015.050.095	M8X135*	100	07015.080.135	M12X75	50	07015.120.075
M5X100	200	07015.050.100	M8X140	50	07015.080.140	M12X80	50	07015.120.080
M5X110*	100	07015.050.110	M8X150*	50	07015.080.150	M12X85	50	07015.120.085
M5X120*	100	07015.050.120	M8X160*	50	07015.080.160	M12X90	50	07015.120.090
M5X130*	100	07015.050.130	M8X170*	50	07015.080.170	M12X95	50	07015.120.095
M5X135*	100	07015.050.135	M8X180*	50	07015.080.180	M12X100	50	07015.120.100
M5X140	100	07015.050.140	M8X190*	50	07015.080.190	M12X110	50	07015.120.110
M5X150*	100	07015.050.150	M8X200*	50	07015.080.200	M12X120	50	07015.120.120
M5X160*	100	07015.050.160	M8X220*	50	07015.080.220	M12X125*	50	07015.120.125
M5X170*	100	07015.050.170	M8X240*	50	07015.080.240	M12X130	50	07015.120.130
M5X180	100	07015.050.180	M8X250*	50	07015.080.250	M12X135*	50	07015.120.135
M5X190*	100	07015.050.190	M8X260*	50	07015.080.260	M12X140	50	07015.120.140
M5X200*	100	07015.050.200	M8X270*	50	07015.080.270	M12X150*	50	07015.120.150
			M8X280*	50	07015.080.280	M12X160	25	07015.120.160
M6X8*	500	07015.060.008	M8X300*	50	07015.080.300	M12X170*	25	07015.120.170
M6X10	500	07015.060.010				M12X180	25	07015.120.180
M6X12	500	07015.060.012	M10X10*	200	07015.100.010	M12X190*	25	07015.120.190
M6X14	500	07015.060.014	M10X12*	200	07015.100.012	M12X200*	25	07015.120.200
M6X16	500	07015.060.016	M10X16	200	07015.100.016	M12X210*	25	07015.120.210
M6X18*	500	07015.060.018	M10X18*	200	07015.100.018	M12X220*	25	07015.120.220
M6X20	500	07015.060.020	M10X20	200	07015.100.020	M12X230*	25	07015.120.230
M6X22*	500	07015.060.022	M10X22*	200	07015.100.022	M12X240*	25	07015.120.240
M6X25	500	07015.060.025	M10X25	200	07015.100.025	M12X250*	25	07015.120.250
M6X30	500	07015.060.030	M10X30	200	07015.100.030	M12X260	25	07015.120.260
M6X35	200	07015.060.035	M10X35	100	07015.100.035	M12X270*	25	07015.120.270
M6X40	200	07015.060.040	M10X40	100	07015.100.040	M12X280*	25	07015.120.280
M6X45	200	07015.060.045	M10X45	100	07015.100.045	M12X290*	25	07015.120.290
M6X50	200	07015.060.050	M10X50	100	07015.100.050	M12X300*	25	07015.120.300
M6X55	200	07015.060.055	M10X55	100	07015.100.055	M12X310*	25	07015.120.310
M6X60	200	07015.060.060	M10X60	100	07015.100.060	M12X320*	25	07015.120.320
M6X65	200	07015.060.065	M10X65	100	07015.100.065	M12X330*	25	07015.120.330
M6X70	200	07015.060.070	M10X70	100	07015.100.070	M12X340*	25	07015.120.340
M6X75*	200	07015.060.075	M10X80	100	07015.100.080	M12X360*	25	07015.120.360
M6X80	100	07015.060.080	M10X85	100	07015.100.085	M12X380*	25	07015.120.380
M6X85*	200	07015.060.085	M10X90	50	07015.100.090	M12X400*	25	07015.120.400
M6X90	100	07015.060.090	M10X95	100	07015.100.095			
M6X95*	200	07015.060.095	M10X100	50	07015.100.100	M14X20*	100	07015.140.020
M6X100	200	07015.060.100	M10X110	50	07015.100.110	M14X25*	100	07015.140.025
M6X110*	100	07015.060.110	M10X115*	50	07015.100.115	M14X30	100	07015.140.030
M6X120*	100	07015.060.120	M10X120	50	07015.100.120	M14X35	100	07015.140.035
M6X130*	100	07015.060.130	M10X125*	50	07015.100.125	M14X40	100	07015.140.040
M6X135*	100	07015.060.135	M10X130	50	07015.100.130	M14X45	50	07015.140.045
M6X140	50	07015.060.140	M10X135*	50	07015.100.135	M14X50	50	07015.140.050
M6X145*	100	07015.060.145	M10X140	50	07015.100.140	M14X55*	50	07015.140.055
M6X150*	100	07015.060.150	M10X145*	50	07015.100.145	M14X60	50	07015.140.060
M6X160*	100	07015.060.160	M10X150	50	07015.100.150	M14X65*	50	07015.140.065
M6X170*	100	07015.060.170	M10X160	50	07015.100.160	M14X70	50	07015.140.070
M6X180*	100	07015.060.180	M10X170*	50	07015.100.170	M14X75*	50	07015.140.075
M6X190*	100	07015.060.190	M10X180*	50	07015.100.180	M14X80	50	07015.140.080
M6X200*	100	07015.060.200	M10X190*	50	07015.100.190	M14X90	50	07015.140.090
M6X210*	50	07015.060.210	M10X200*	50	07015.100.200	M14X100	50	07015.140.100
M6X220*	50	07015.060.220	M10X210*	50	07015.100.210	M14X110*	50	07015.140.110
M6X230*	50	07015.060.230	M10X220*	50	07015.100.220	M14X120	50	07015.140.120
M6X240*	50	07015.060.240	M10X230*	50	07015.100.230	M14X125*	50	07015.140.125
			M10X240*	50	07015.100.240	M14X130	50	07015.140.130
M8X10	200	07015.080.010	M10X250*	50	07015.100.250	M14X140	25	07015.140.140
M8X12	200	07015.080.012	M10X260*	50	07015.100.260	M14X150*	25	07015.140.150
M8X14*	200	07015.080.014	M10X270*	50	07015.100.270	M14X160*	25	07015.140.160
M8X16	200	07015.080.016	M10X280*	50	07015.100.280	M14X170	25	07015.140.170
M8X18*	200	07015.080.018	M10X290*	50	07015.100.290	M14X180*	25	07015.140.180
M8X20	200	07015.080.020	M10X300*	50	07015.100.300	M14X190*	25	07015.140.190
M8X22*	200	07015.080.022	M10X310*	50	07015.100.310	M14X200*	25	07015.140.200
M8X25	200	07015.080.025	M10X320*	50	07015.100.320			
M8X30	200	07015.080.030	M10X340*	50	07015.100.340	M16X20	50	07015.160.020
M8X35	200	07015.080.035	M10X350*	50	07015.100.350	M16X25*	50	07015.160.025
M8X40	200	07015.080.040	M10X400*	50	07015.100.400	M16X30	50	07015.160.030
M8X45	200	07015.080.045				M16X35	50	07015.160.035
M8X50	200	07015.080.050	M12X12*	100	07015.120.012	M16X40	50	07015.160.040
M8X55	200	07015.080.055	M12X14*	100	07015.120.014	M16X45	50	07015.160.045
M8X60	200	07015.080.060	M12X16	100	07015.120.016	M16X50	50	07015.160.050
M8X65	200	07015.080.065	M12X18*	100	07015.120.018	M16X55	50	07015.160.055
M8X70	200	07015.080.070	M12X20	100	07015.120.020	M16X60	50	07015.160.060
M8X75	100	07015.080.075	M12X25	100	07015.120.025	M16X65	25	07015.160.065
M8X80	100	07015.080.080	M12X30	100	07015.120.030	M16X70	25	07015.160.070

07015 Hexagon socket head cap screw / Cilinderschroef met binnenzeskant / Vis à tête cylindrique à six pans creux ←

d x L	✉	Art.number	d x L	✉	Art.number	d x L	✉	Art.number
M16X75	25	07015.160.075	M20X140	25	07015.200.140	M24X310*	15	07015.240.310
M16X80	25	07015.160.080	M20X145*	25	07015.200.145	M24X320*	10	07015.240.320
M16X85*	25	07015.160.085	M20X150	25	07015.200.150	M24X330*	15	07015.240.330
M16X90	25	07015.160.090	M20X160	10	07015.200.160	M24X340*	10	07015.240.340
M16X100	25	07015.160.100	M20X170*	10	07015.200.170	M24X350*	15	07015.240.350
M16X110	25	07015.160.110	M20X180	10	07015.200.180	M24X360*	10	07015.240.360
M16X120	25	07015.160.120	M20X190	10	07015.200.190	M24X380*	10	07015.240.380
M16X125*	25	07015.160.125	M20X200	10	07015.200.200	M24X400*	10	07015.240.400
M16X130	25	07015.160.130	M20X210*	10	07015.200.210	M24X420*	10	07015.240.420
M16X140	25	07015.160.140	M20X220	10	07015.200.220	M24X440*	10	07015.240.440
M16X150	25	07015.160.150	M20X230	5	07015.200.230	M24X450*	10	07015.240.450
M16X160	25	07015.160.160	M20X240*	1	07015.200.240	M24X460*	10	07015.240.460
M16X170*	25	07015.160.170	M20X250*	10	07015.200.250	M24X480*	10	07015.240.480
M16X180	25	07015.160.180	M20X260*	10	07015.200.260	M24X500*	10	07015.240.500
M16X190*	25	07015.160.190	M20X270	1	07015.200.270	M24X520*	10	07015.240.520
M16X200	25	07015.160.200	M20X280*	10	07015.200.280			
M16X210*	25	07015.160.210	M20X290*	10	07015.200.290	M27X40*	10	07015.270.040
M16X220	25	07015.160.220	M20X300*	10	07015.200.300	M27X45*	10	07015.270.045
M16X230*	25	07015.160.230	M20X310*	25	07015.200.310	M27X50*	10	07015.270.050
M16X240*	25	07015.160.240	M20X320*	10	07015.200.320	M27X55*	10	07015.270.055
M16X250*	25	07015.160.250	M20X330*	20	07015.200.330	M27X60*	10	07015.270.060
M16X260*	25	07015.160.260	M20X340*	10	07015.200.340	M27X65*	10	07015.270.065
M16X270*	25	07015.160.270	M20X350*	20	07015.200.350	M27X70*	10	07015.270.070
M16X280*	25	07015.160.280	M20X360*	10	07015.200.360	M27X75*	10	07015.270.075
M16X290*	25	07015.160.290	M20X380*	10	07015.200.380	M27X80*	10	07015.270.080
M16X300*	25	07015.160.300	M20X400*	10	07015.200.400	M27X85*	10	07015.270.085
M16X320*	10	07015.160.320				M27X90*	10	07015.270.090
M16X330*	10	07015.160.330	M22X40*	25	07015.220.040	M27X95*	10	07015.270.095
M16X340*	10	07015.160.340	M22X45*	25	07015.220.045	M27X100*	10	07015.270.100
M16X350*	10	07015.160.350	M22X50*	25	07015.220.050	M27X110*	10	07015.270.110
M16X360*	10	07015.160.360	M22X60*	25	07015.220.060	M27X120*	10	07015.270.120
M16X380*	10	07015.160.380	M22X65*	25	07015.220.065	M27X140*	10	07015.270.140
M16X400*	10	07015.160.400	M22X70*	25	07015.220.070	M27X150	10	07015.270.150
			M22X75*	25	07015.220.075	M27X160*	10	07015.270.160
M18X35*	50	07015.180.035	M22X80*	25	07015.220.080	M27X170*	10	07015.270.170
M18X40*	50	07015.180.040	M22X90*	25	07015.220.090	M27X180*	1	07015.270.180
M18X45*	50	07015.180.045	M22X100*	10	07015.220.100	M27X190*	10	07015.270.190
M18X50*	50	07015.180.050	M22X110*	10	07015.220.110	M27X200*	10	07015.270.200
M18X55*	25	07015.180.055	M22X120*	10	07015.220.120	M27X210*	5	07015.270.210
M18X60*	25	07015.180.060	M22X130*	10	07015.220.130	M27X220*	5	07015.270.220
M18X65*	25	07015.180.065	M22X140*	10	07015.220.140	M27X230*	5	07015.270.230
M18X70*	25	07015.180.070	M22X150*	10	07015.220.150	M27X240	1	07015.270.240
M18X75*	25	07015.180.075	M22X160*	10	07015.220.160	M27X250*	5	07015.270.250
M18X80	25	07015.180.080	M22X180*	10	07015.220.180	M27X260*	5	07015.270.260
M18X90	25	07015.180.090	M22X200*	10	07015.220.200	M27X270*	5	07015.270.270
M18X120*	25	07015.180.120	M22X220*	10	07015.220.220	M27X280*	5	07015.270.280
M18X130*	25	07015.180.130				M27X290*	5	07015.270.290
M18X140*	25	07015.180.140	M24X30*	25	07015.240.030	M27X300*	5	07015.270.300
M18X150*	25	07015.180.150	M24X35*	25	07015.240.035	M27X320*	10	07015.270.320
M18X160*	25	07015.180.160	M24X40*	25	07015.240.040	M27X340*	10	07015.270.340
M18X180*	25	07015.180.180	M24X45	25	07015.240.045	M27X360*	10	07015.270.360
M18X200*	25	07015.180.200	M24X50	10	07015.240.050	M27X380*	10	07015.270.380
M18X210*	10	07015.180.210	M24X55*	25	07015.240.055	M27X400*	10	07015.270.400
M18X220*	10	07015.180.220	M24X60	10	07015.240.060			
M18X240*	10	07015.180.240	M24X65*	25	07015.240.065	M30X40*	10	07015.300.040
M18X250*	10	07015.180.250	M24X70	10	07015.240.070	M30X45*	10	07015.300.045
M18X260*	10	07015.180.260	M24X75*	25	07015.240.075	M30X50*	10	07015.300.050
M18X280*	10	07015.180.280	M24X80	10	07015.240.080	M30X55*	10	07015.300.055
M18X300*	10	07015.180.300	M24X85*	10	07015.240.085	M30X60*	10	07015.300.060
			M24X90	10	07015.240.090	M30X65*	10	07015.300.065
M20X20*	25	07015.200.020	M24X95*	10	07015.240.095	M30X70*	10	07015.300.070
M20X25*	25	07015.200.025	M24X100	10	07015.240.100	M30X75*	10	07015.300.075
M20X30	25	07015.200.030	M24X110	10	07015.240.110	M30X80	10	07015.300.080
M20X35	25	07015.200.035	M24X120	5	07015.240.120	M30X85*	10	07015.300.085
M20X40	25	07015.200.040	M24X130	10	07015.240.130	M30X90	10	07015.300.090
M20X45	25	07015.200.045	M24X140	10	07015.240.140	M30X95*	10	07015.300.095
M20X50	25	07015.200.050	M24X150	10	07015.240.150	M30X100	10	07015.300.100
M20X55	25	07015.200.055	M24X160	10	07015.240.160	M30X110*	10	07015.300.110
M20X60	25	07015.200.060	M24X170*	10	07015.240.170	M30X120	10	07015.300.120
M20X65	25	07015.200.065	M24X180	10	07015.240.180	M30X140	10	07015.300.140
M20X70	25	07015.200.070	M24X190*	10	07015.240.190	M30X150*	10	07015.300.150
M20X75	25	07015.200.075	M24X200	10	07015.240.200	M30X160	10	07015.300.160
M20X80	25	07015.200.080	M24X210*	10	07015.240.210	M30X170*	10	07015.300.170
M20X85	25	07015.200.085	M24X220	10	07015.240.220	M30X180*	10	07015.300.180
M20X90	25	07015.200.090	M24X230*	10	07015.240.230	M30X190*	10	07015.300.190
M20X95	25	07015.200.095	M24X240*	10	07015.240.240	M30X200	10	07015.300.200
M20X100	25	07015.200.100	M24X250*	10	07015.240.250	M30X210*	5	07015.300.210
M20X110	25	07015.200.110	M24X260*	10	07015.240.260	M30X220*	5	07015.300.220
M20X120	25	07015.200.120	M24X270*	10	07015.240.270	M30X230*	5	07015.300.230
M20X125*	25	07015.200.125	M24X280*	1	07015.240.280	M30X240	5	07015.300.240
M20X130	25	07015.200.130	M24X290*	10	07015.240.290	M30X250*	5	07015.300.250
M20X135*	25	07015.200.135	M24X300*	10	07015.240.300	M30X260*	5	07015.300.260

07015 Hexagon socket head cap screw / Cilinderschroef met binnenzeskant / Vis à tête cylindrique à six pans creux ←

d x L	✉	Art.number	d x L	✉	Art.number	d x L	✉	Art.number
M30X270*	5	07015.300.270	M33X300*	5	07015.330.300	M36X340*	5	07015.360.340
M30X280*	5	07015.300.280	M33X320*	5	07015.330.320	M36X350*	5	07015.360.350
M30X290*	5	07015.300.290	M33X340*	5	07015.330.340	M36X360*	5	07015.360.360
M30X300*	5	07015.300.300	M33X360*	5	07015.330.360	M36X380*	5	07015.360.380
M30X310*	10	07015.300.310	M33X380*	5	07015.330.380	M36X400*	5	07015.360.400
M30X320*	5	07015.300.320	M33X400*	5	07015.330.400	M36X420*	5	07015.360.420
M30X330*	10	07015.300.330				M36X440*	5	07015.360.440
M30X340*	5	07015.300.340	M36X50*	5	07015.360.050	M36X450*	5	07015.360.450
M30X350*	5	07015.300.350	M36X55*	5	07015.360.055	M36X460*	5	07015.360.460
M30X360*	5	07015.300.360	M36X60*	10	07015.360.060	M36X480*	5	07015.360.480
M30X380*	5	07015.300.380	M36X65*	20	07015.360.065	M36X500*	5	07015.360.500
M30X400*	5	07015.300.400	M36X70*	10	07015.360.070			
M30X420*	8	07015.300.420	M36X75*	20	07015.360.075	M42X80*	5	07015.420.080
M30X440*	8	07015.300.440	M36X80*	10	07015.360.080	M42X90*	5	07015.420.090
M30X450*	8	07015.300.450	M36X90*	10	07015.360.090	M42X100*	5	07015.420.100
M30X460*	8	07015.300.460	M36X100*	5	07015.360.100	M42X110*	5	07015.420.110
M30X480*	5	07015.300.480	M36X110*	5	07015.360.110	M42X120*	5	07015.420.120
M30X500*	5	07015.300.500	M36X120	1	07015.360.120	M42X130*	10	07015.420.130
M30X520*	5	07015.300.520	M36X130*	5	07015.360.130	M42X140*	5	07015.420.140
			M36X140*	5	07015.360.140	M42X150*	5	07015.420.150
M33X60*	25	07015.330.060	M36X150*	5	07015.360.150	M42X160*	5	07015.420.160
M33X70*	25	07015.330.070	M36X160*	5	07015.360.160	M42X170*	5	07015.420.170
M33X80*	10	07015.330.080	M36X170*	5	07015.360.170	M42X180*	5	07015.420.180
M33X90*	10	07015.330.090	M36X180*	5	07015.360.180	M42X190*	5	07015.420.190
M33X100*	1	07015.330.100	M36X190*	5	07015.360.190	M42X200*	5	07015.420.200
M33X110*	5	07015.330.110	M36X200	5	07015.360.200	M42X220*	5	07015.420.220
M33X120*	5	07015.330.120	M36X210*	8	07015.360.210	M42X240	1	07015.420.240
M33X130*	5	07015.330.130	M36X220*	5	07015.360.220	M42X260*	5	07015.420.260
M33X140*	5	07015.330.140	M36X230*	8	07015.360.230	M42X280*	5	07015.420.280
M33X150*	5	07015.330.150	M36X240*	5	07015.360.240	M42X300*	5	07015.420.300
M33X160*	5	07015.330.160	M36X250*	8	07015.360.250	M42X320*	5	07015.420.320
M33X170*	5	07015.330.170	M36X260*	5	07015.360.260	M42X400*	4	07015.420.400
M33X180*	5	07015.330.180	M36X270*	8	07015.360.270	M42X420*	4	07015.420.420
M33X190*	5	07015.330.190	M36X280*	5	07015.360.280			
M33X200*	5	07015.330.200	M36X290*	8	07015.360.290	M48X110*	8	07015.480.110
M33X220	1	07015.330.220	M36X300*	5	07015.360.300	M48X160*	5	07015.480.160
M33X240*	10	07015.330.240	M36X310*	5	07015.360.310	M48X200*	5	07015.480.200
M33X260	10	07015.330.260	M36X320*	5	07015.360.320	M48X400*	3	07015.480.400
M33X280*	10	07015.330.280	M36X330*	5	07015.360.330			

- Warning: electroplating of these products may cause hydrogen embrittlement.

07023 Hexagon socket head cap screw / Cilinderschroef met binnenzeskant / Vis à tête cylindrique à six pans creux D02A

Thread	Metric thread
Material	Steel
Class	10.9
Surface treatment	Zinc plated



d x L	✉	Art.number	d x L	✉	Art.number	d x L	✉	Art.number
M3X6	500	07023.030.006	M5X14*	500	07023.050.014	M6X14*	500	07023.060.014
M3X8	500	07023.030.008	M5X16	500	07023.050.016	M6X16	500	07023.060.016
M3X10	500	07023.030.010	M5X18*	500	07023.050.018	M6X18	500	07023.060.018
M3X12	500	07023.030.012	M5X20	500	07023.050.020	M6X20	500	07023.060.020
M3X16	500	07023.030.016	M5X25	500	07023.050.025	M6X22*	500	07023.060.022
M3X20	500	07023.030.020	M5X30	500	07023.050.030	M6X25	500	07023.060.025
M3X25	500	07023.030.025	M5X35	200	07023.050.035	M6X30	500	07023.060.030
M3X30	500	07023.030.030	M5X40	200	07023.050.040	M6X35	200	07023.060.035
			M5X45	200	07023.050.045	M6X40	200	07023.060.040
M4X6	500	07023.040.006	M5X50	200	07023.050.050	M6X45	200	07023.060.045
M4X8	500	07023.040.008	M5X55	200	07023.050.055	M6X50	200	07023.060.050
M4X10	500	07023.040.010	M5X60	200	07023.050.060	M6X55*	200	07023.060.055
M4X12	500	07023.040.012	M5X65*	200	07023.050.065	M6X60	200	07023.060.060
M4X14	500	07023.040.014	M5X70*	200	07023.050.070	M6X65*	200	07023.060.065
M4X16	500	07023.040.016	M5X75*	200	07023.050.075	M6X70	200	07023.060.070
M4X18*	500	07023.040.018	M5X80*	200	07023.050.080	M6X75*	200	07023.060.075
M4X20	500	07023.040.020	M5X85*	200	07023.050.085	M6X80*	200	07023.060.080
M4X25	500	07023.040.025	M5X90*	200	07023.050.090	M6X85*	200	07023.060.085
M4X30	500	07023.040.030	M5X95*	200	07023.050.095	M6X90*	200	07023.060.090
M4X35	500	07023.040.035	M5X100*	200	07023.050.100	M6X100*	200	07023.060.100
M4X40	500	07023.040.040	M5X110*	100	07023.050.110	M6X110*	100	07023.060.110
M4X45*	500	07023.040.045	M5X120*	100	07023.050.120	M6X120*	100	07023.060.120
M4X50*	500	07023.040.050	M5X130*	100	07023.050.130	M6X125*	100	07023.060.125
M4X60*	200	07023.040.060	M5X140*	100	07023.050.140	M6X130*	100	07023.060.130
M4X65	200	07023.040.065	M5X150*	100	07023.050.150	M6X140*	100	07023.060.140
			M5X160*	100	07023.050.160	M6X150*	100	07023.060.150
M5X6*	500	07023.050.006				M6X160*	100	07023.060.160
M5X8	500	07023.050.008	M6X8	500	07023.060.008			
M5X10	500	07023.050.010	M6X10	500	07023.060.010	M8X10	200	07023.080.010
M5X12	500	07023.050.012	M6X12	500	07023.060.012	M8X12	200	07023.080.012

07023 Hexagon socket head cap screw / Cilinderschroef met binnenzeskant / Vis à tête cylindrique à six pans creux ←

d x L	✉	Art.number	d x L	✉	Art.number	d x L	✉	Art.number
M8X14*	200	07023.080.014	M12X180*	25	07023.120.180	M20X45*	25	07023.200.045
M8X16	200	07023.080.016	M12X190*	25	07023.120.190	M20X50*	25	07023.200.050
M8X20	200	07023.080.020	M12X200*	25	07023.120.200	M20X55*	25	07023.200.055
M8X25	200	07023.080.025	M12X210*	25	07023.120.210	M20X60	25	07023.200.060
M8X30	200	07023.080.030	M12X220*	25	07023.120.220	M20X65	25	07023.200.065
M8X35	200	07023.080.035	M12X230*	25	07023.120.230	M20X70	25	07023.200.070
M8X40	200	07023.080.040	M12X240*	25	07023.120.240	M20X75*	25	07023.200.075
M8X45	200	07023.080.045	M12X250*	25	07023.120.250	M20X80*	25	07023.200.080
M8X50	200	07023.080.050	M12X260*	25	07023.120.260	M20X90	25	07023.200.090
M8X55	200	07023.080.055	M12X270*	25	07023.120.270	M20X100*	25	07023.200.100
M8X60	200	07023.080.060	M12X280*	25	07023.120.280	M20X110*	25	07023.200.110
M8X65	200	07023.080.065	M12X290*	25	07023.120.290	M20X120*	25	07023.200.120
M8X70	200	07023.080.070	M12X300*	25	07023.120.300	M20X130*	25	07023.200.130
M8X75*	200	07023.080.075	M12X310*	25	07023.120.310	M20X140*	25	07023.200.140
M8X80	200	07023.080.080	M12X320*	25	07023.120.320	M20X150*	25	07023.200.150
M8X90	100	07023.080.090	M12X340*	25	07023.120.340	M20X160*	10	07023.200.160
M8X100*	100	07023.080.100	M12X360*	25	07023.120.360	M20X170*	10	07023.200.170
M8X120*	100	07023.080.120	M12X380*	25	07023.120.380	M20X180*	10	07023.200.180
M8X125*	100	07023.080.125				M20X190*	10	07023.200.190
M8X130*	100	07023.080.130	M14X30	100	07023.140.030	M20X200*	10	07023.200.200
M8X140*	50	07023.080.140	M14X35*	100	07023.140.035	M20X210*	5	07023.200.210
M8X150*	50	07023.080.150	M14X40*	100	07023.140.040	M20X220*	5	07023.200.220
M8X160*	50	07023.080.160	M14X45	50	07023.140.045	M20X230*	5	07023.200.230
M8X170*	50	07023.080.170	M14X50	50	07023.140.050	M20X240*	10	07023.200.240
M8X180*	50	07023.080.180	M14X55*	50	07023.140.055	M20X260*	5	07023.200.260
M8X200*	50	07023.080.200	M14X60*	50	07023.140.060			
			M14X65*	50	07023.140.065	M24X40*	25	07023.240.040
M10X10*	200	07023.100.010	M14X70*	50	07023.140.070	M24X45*	25	07023.240.045
M10X12*	200	07023.100.012	M14X80*	50	07023.140.080	M24X50	25	07023.240.050
M10X16*	200	07023.100.016	M14X90*	50	07023.140.090	M24X60*	25	07023.240.060
M10X20	200	07023.100.020	M14X100*	50	07023.140.100	M24X65*	25	07023.240.065
M10X25	200	07023.100.025	M14X110*	50	07023.140.110	M24X70*	25	07023.240.070
M10X30	200	07023.100.030	M14X120*	50	07023.140.120	M24X80*	25	07023.240.080
M10X35	100	07023.100.035	M14X130*	50	07023.140.130	M24X90*	10	07023.240.090
M10X40	100	07023.100.040				M24X100*	10	07023.240.100
M10X45	100	07023.100.045	M16X20*	50	07023.160.020	M24X110	10	07023.240.110
M10X50	100	07023.100.050	M16X25*	50	07023.160.025	M24X120*	10	07023.240.120
M10X55*	100	07023.100.055	M16X30*	50	07023.160.030	M24X130	10	07023.240.130
M10X60	100	07023.100.060	M16X35*	50	07023.160.035	M24X140*	10	07023.240.140
M10X65*	100	07023.100.065	M16X40	50	07023.160.040	M24X150*	10	07023.240.150
M10X70*	100	07023.100.070	M16X45*	50	07023.160.045	M24X160*	10	07023.240.160
M10X75*	100	07023.100.075	M16X50	50	07023.160.050	M24X170*	10	07023.240.170
M10X80*	100	07023.100.080	M16X55*	50	07023.160.055	M24X180*	10	07023.240.180
M10X85*	100	07023.100.085	M16X60	50	07023.160.060	M24X190*	10	07023.240.190
M10X90*	100	07023.100.090	M16X65	25	07023.160.065	M24X200*	10	07023.240.200
M10X95*	100	07023.100.095	M16X70	25	07023.160.070	M24X210*	20	07023.240.210
M10X100	100	07023.100.100	M16X75*	25	07023.160.075	M24X220*	5	07023.240.220
M10X110*	50	07023.100.110	M16X80	25	07023.160.080	M24X230*	20	07023.240.230
M10X120	50	07023.100.120	M16X85*	25	07023.160.085	M24X240*	5	07023.240.240
M10X130*	50	07023.100.130	M16X90*	25	07023.160.090	M24X260*	5	07023.240.260
M10X140*	50	07023.100.140	M16X100	25	07023.160.100	M24X280*	20	07023.240.280
M10X160*	50	07023.100.160	M16X110*	25	07023.160.110	M24X300*	15	07023.240.300
M10X170*	50	07023.100.170	M16X120*	25	07023.160.120	M24X330*	15	07023.240.330
M10X180*	50	07023.100.180	M16X125*	25	07023.160.125			
M10X210*	50	07023.100.210	M16X130*	25	07023.160.130	M27X50*	10	07023.270.050
M10X220*	50	07023.100.220	M16X140*	25	07023.160.140	M27X60*	10	07023.270.060
			M16X150*	25	07023.160.150	M27X65*	10	07023.270.065
M12X20	100	07023.120.020	M16X160*	25	07023.160.160	M27X70*	10	07023.270.070
M12X25	100	07023.120.025	M16X170*	25	07023.160.170			
M12X30	100	07023.120.030	M16X180*	25	07023.160.180	M30X40*	10	07023.300.040
M12X35	100	07023.120.035	M16X210*	25	07023.160.210	M30X50*	10	07023.300.050
M12X40	100	07023.120.040	M16X230*	25	07023.160.230	M30X60*	10	07023.300.060
M12X45	100	07023.120.045	M16X240*	25	07023.160.240	M30X65*	30	07023.300.065
M12X50	100	07023.120.050	M16X250*	25	07023.160.250	M30X70*	10	07023.300.070
M12X55*	100	07023.120.055	M16X270*	25	07023.160.270	M30X80*	10	07023.300.080
M12X65	50	07023.120.065				M30X90*	10	07023.300.090
M12X70	50	07023.120.070	M18X55*	25	07023.180.055	M30X100*	10	07023.300.100
M12X75	50	07023.120.075	M18X65*	25	07023.180.065	M30X110*	10	07023.300.110
M12X80	100	07023.120.080	M18X70*	25	07023.180.070	M30X120*	10	07023.300.120
M12X85*	50	07023.120.085	M18X80*	25	07023.180.080	M30X130*	10	07023.300.130
M12X90	50	07023.120.090	M18X90*	25	07023.180.090	M30X150*	10	07023.300.150
M12X95*	50	07023.120.095	M18X120*	25	07023.180.120	M30X160*	10	07023.300.160
M12X100	50	07023.120.100	M18X130*	25	07023.180.130	M30X170*	10	07023.300.170
M12X110	50	07023.120.110	M18X140*	25	07023.180.140	M30X180*	10	07023.300.180
M12X120*	50	07023.120.120	M18X150*	25	07023.180.150	M30X200*	10	07023.300.200
M12X125*	50	07023.120.125	M18X160*	25	07023.180.160	M30X220*	15	07023.300.220
M12X130	50	07023.120.130	M18X180*	25	07023.180.180	M30X230*	10	07023.300.230
M12X135*	50	07023.120.135				M30X240*	10	07023.300.240
M12X140*	50	07023.120.140	M20X20*	25	07023.200.020	M30X250*	10	07023.300.250
M12X150*	50	07023.120.150	M20X30*	25	07023.200.030	M30X260*	10	07023.300.260
M12X160*	25	07023.120.160	M20X35*	25	07023.200.035	M30X280*	10	07023.300.280
M12X170*	25	07023.120.170	M20X40	25	07023.200.040	M30X300*	10	07023.300.300

07023 Hexagon socket head cap screw / Cilinderschroef met binnenzeskant / Vis à tête cylindrique à six pans creux

d x L	✉	Art.number	d x L	✉	Art.number	d x L	✉	Art.number
M30X320*	10	07023.300.320	M36X80*	20	07023.360.080	M36X150*	12	07023.360.150
M30X340*	10	07023.300.340	M36X90*	20	07023.360.090	M36X160*	12	07023.360.160
M30X350*	8	07023.300.350	M36X100*	15	07023.360.100	M36X170*	12	07023.360.170
			M36X110*	15	07023.360.110	M36X180*	10	07023.360.180
M36X60*	20	07023.360.060	M36X130*	12	07023.360.130	M36X200*	10	07023.360.200
M36X70*	20	07023.360.070	M36X140*	12	07023.360.140	M36X220*	8	07023.360.220

- Warning: electroplating of these products may cause hydrogen embrittlement.

07021 Hexagon socket head cap screw / Cilinderschroef met binnenzeskant / Vis à tête cylindrique à six pans creux — D95A

Thread Metric thread
Material Steel
Class 10.9
Surface treatment Zinc flake Cr(VI) free - flZn/nc



d x L	✉	Art.number	d x L	✉	Art.number	d x L	✉	Art.number
M6X12*	500	07021.060.012	M10X25*	200	07021.100.025	M16X65*	25	07021.160.065
M6X14*	500	07021.060.014	M10X30	200	07021.100.030	M16X70*	25	07021.160.070
M6X16*	500	07021.060.016	M10X35	100	07021.100.035	M16X75*	25	07021.160.075
M6X18*	500	07021.060.018	M10X40*	100	07021.100.040	M16X80*	25	07021.160.080
M6X20*	500	07021.060.020	M10X45*	100	07021.100.045	M16X90*	25	07021.160.090
M6X22*	500	07021.060.022	M10X50*	100	07021.100.050	M16X100*	25	07021.160.100
M6X25*	500	07021.060.025	M10X55*	100	07021.100.055	M16X110*	25	07021.160.110
M6X30*	500	07021.060.030	M10X60*	100	07021.100.060	M16X120*	25	07021.160.120
M6X35*	200	07021.060.035	M10X65*	100	07021.100.065			
M6X40*	200	07021.060.040	M10X70*	100	07021.100.070	M20X65*	25	07021.200.065
M6X45*	200	07021.060.045	M10X75*	100	07021.100.075	M20X70*	25	07021.200.070
M6X50*	200	07021.060.050	M10X90*	100	07021.100.090	M20X75*	25	07021.200.075
M6X55*	200	07021.060.055				M20X80*	25	07021.200.080
M6X60*	200	07021.060.060	M12X20*	100	07021.120.020	M20X90*	25	07021.200.090
M6X65*	200	07021.060.065	M12X25*	100	07021.120.025	M20X100*	25	07021.200.100
M6X70*	200	07021.060.070	M12X30*	100	07021.120.030	M20X110*	25	07021.200.110
M6X75*	200	07021.060.075	M12X35*	100	07021.120.035	M20X120*	25	07021.200.120
M6X80*	200	07021.060.080	M12X40*	100	07021.120.040	M20X130*	25	07021.200.130
			M12X45*	100	07021.120.045	M20X140*	25	07021.200.140
M8X16*	200	07021.080.016	M12X50*	100	07021.120.050	M20X150*	25	07021.200.150
M8X20*	200	07021.080.020	M12X55*	100	07021.120.055	M20X160*	10	07021.200.160
M8X25	200	07021.080.025	M12X60	100	07021.120.060	M20X170*	10	07021.200.170
M8X30*	200	07021.080.030	M12X65*	50	07021.120.065	M20X180*	10	07021.200.180
M8X35*	200	07021.080.035	M12X70*	50	07021.120.070			
M8X40*	200	07021.080.040	M12X75*	50	07021.120.075	M24X80*	25	07021.240.080
M8X45*	200	07021.080.045	M12X80*	50	07021.120.080	M24X90*	10	07021.240.090
M8X50*	200	07021.080.050	M12X90*	50	07021.120.090	M24X100*	10	07021.240.100
M8X55*	200	07021.080.055	M12X100*	50	07021.120.100	M24X110*	10	07021.240.110
M8X60*	200	07021.080.060				M24X120*	10	07021.240.120
M8X65*	200	07021.080.065	M16X30*	50	07021.160.030	M24X130*	10	07021.240.130
M8X70*	200	07021.080.070	M16X35*	50	07021.160.035	M24X140*	10	07021.240.140
M8X75*	200	07021.080.075	M16X40*	50	07021.160.040	M24X150*	10	07021.240.150
M8X80*	200	07021.080.080	M16X45*	50	07021.160.045	M24X160*	10	07021.240.160
M8X90*	100	07021.080.090	M16X50*	50	07021.160.050	M24X170*	10	07021.240.170
			M16X55*	50	07021.160.055	M24X180*	10	07021.240.180
M10X20*	200	07021.100.020	M16X60*	50	07021.160.060			

- A zinc flake coating eliminates the risk of hydrogen embrittlement.

07000 Hexagon socket head cap screw / Cilinderschroef met binnenzeskant / Vis à tête cylindrique à six pans creux — D01A

Thread Metric thread
Material Steel
Class 12.9
Surface treatment Plain



d x L	✉	Art.number	d x L	✉	Art.number	d x L	✉	Art.number
M1,4X6*	100	07000.014.006	M2X14	100	07000.020.014			
M1,4X10*	100	07000.014.010	M2X16	100	07000.020.016	M3X4	200	07000.030.004
			M2X20	100	07000.020.020	M3X5	100	07000.030.005
M1,6X3	100	07000.016.003				M3X6	200	07000.030.006
M1,6X4	100	07000.016.004	M2,5X3	100	07000.025.003	M3X8	200	07000.030.008
M1,6X5	100	07000.016.005	M2,5X4	100	07000.025.004	M3X10	200	07000.030.010
M1,6X6	100	07000.016.006	M2,5X5	100	07000.025.005	M3X12	200	07000.030.012
			M2,5X6	100	07000.025.006	M3X14	200	07000.030.014
M2X3	100	07000.020.003	M2,5X8	100	07000.025.008	M3X16	200	07000.030.016
M2X4	100	07000.020.004	M2,5X10	100	07000.025.010	M3X18	200	07000.030.018
M2X5	100	07000.020.005	M2,5X12	100	07000.025.012	M3X20	200	07000.030.020
M2X6	100	07000.020.006	M2,5X14	100	07000.025.014	M3X22	200	07000.030.022
M2X8	100	07000.020.008	M2,5X16	100	07000.025.016	M3X25	200	07000.030.025
M2X10	100	07000.020.010	M2,5X20	100	07000.025.020	M3X30	200	07000.030.030
M2X12	100	07000.020.012	M2,5X25	100	07000.025.025	M3X35	200	07000.030.035

07000 Hexagon socket head cap screw / Cilinderschroef met binnenzeskant / Vis à tête cylindrique à six pans creux ←

d x L	✉	Art.number	d x L	✉	Art.number	d x L	✉	Art.number
M3X40	200	07000.030.040	M6X10	200	07000.060.010	M8X170	50	07000.080.170
M3X45	200	07000.030.045	M6X12	200	07000.060.012	M8X180	50	07000.080.180
M3X50	200	07000.030.050	M6X14	200	07000.060.014	M8X190*	50	07000.080.190
M3X60	200	07000.030.060	M6X16	200	07000.060.016	M8X200	50	07000.080.200
			M6X18	200	07000.060.018	M8X210*	50	07000.080.210
M4X5	200	07000.040.005	M6X20	200	07000.060.020	M8X230*	50	07000.080.230
M4X6	200	07000.040.006	M6X22	200	07000.060.022	M8X240	50	07000.080.240
M4X8	200	07000.040.008	M6X25	200	07000.060.025	M8X250*	50	07000.080.250
M4X10	200	07000.040.010	M6X30	200	07000.060.030	M8X260	50	07000.080.260
M4X12	200	07000.040.012	M6X35	200	07000.060.035	M8X270*	50	07000.080.270
M4X14	200	07000.040.014	M6X40	200	07000.060.040	M8X280*	50	07000.080.280
M4X16	200	07000.040.016	M6X45	200	07000.060.045	M8X290*	50	07000.080.290
M4X18	200	07000.040.018	M6X50	200	07000.060.050	M8X300	50	07000.080.300
M4X20	200	07000.040.020	M6X55	200	07000.060.055	M8X310*	50	07000.080.310
M4X22	200	07000.040.022	M6X60	200	07000.060.060			
M4X25	200	07000.040.025	M6X65	200	07000.060.065	M10X10	200	07000.100.010
M4X30	200	07000.040.030	M6X70	200	07000.060.070	M10X12	200	07000.100.012
M4X35	200	07000.040.035	M6X75	200	07000.060.075	M10X16	200	07000.100.016
M4X40	200	07000.040.040	M6X80	200	07000.060.080	M10X18	200	07000.100.018
M4X45	200	07000.040.045	M6X85	100	07000.060.085	M10X20	200	07000.100.020
M4X50	200	07000.040.050	M6X90	100	07000.060.090	M10X22	200	07000.100.022
M4X55	200	07000.040.055	M6X95	100	07000.060.095	M10X25	200	07000.100.025
M4X60	200	07000.040.060	M6X100	100	07000.060.100	M10X30	200	07000.100.030
M4X65	200	07000.040.065	M6X105	100	07000.060.105	M10X35	100	07000.100.035
M4X70	200	07000.040.070	M6X110	50	07000.060.110	M10X40	100	07000.100.040
M4X75	200	07000.040.075	M6X115	50	07000.060.115	M10X45	100	07000.100.045
M4X80	200	07000.040.080	M6X120	50	07000.060.120	M10X50	100	07000.100.050
M4X90	200	07000.040.090	M6X125	50	07000.060.125	M10X55	100	07000.100.055
M4X100	100	07000.040.100	M6X130	50	07000.060.130	M10X60	100	07000.100.060
M4X110	100	07000.040.110	M6X135	50	07000.060.135	M10X65	100	07000.100.065
M4X120	100	07000.040.120	M6X140	25	07000.060.140	M10X70	100	07000.100.070
			M6X145*	100	07000.060.145	M10X75	100	07000.100.075
M5X6	200	07000.050.006	M6X150	25	07000.060.150	M10X80	100	07000.100.080
M5X8	200	07000.050.008	M6X155*	100	07000.060.155	M10X85	100	07000.100.085
M5X10	200	07000.050.010	M6X160	25	07000.060.160	M10X90	100	07000.100.090
M5X12	200	07000.050.012	M6X165	25	07000.060.165	M10X100	50	07000.100.100
M5X14	200	07000.050.014	M6X170	25	07000.060.170	M10X110	50	07000.100.110
M5X16	200	07000.050.016	M6X175*	100	07000.060.175	M10X120	50	07000.100.120
M5X18	200	07000.050.018	M6X180	25	07000.060.180	M10X130	50	07000.100.130
M5X20	200	07000.050.020	M6X185*	100	07000.060.185	M10X140	25	07000.100.140
M5X22	200	07000.050.022	M6X190	25	07000.060.190	M10X150	25	07000.100.150
M5X25	200	07000.050.025	M6X200	25	07000.060.200	M10X160	25	07000.100.160
M5X30	200	07000.050.030	M6X210	100	07000.060.210	M10X170	25	07000.100.170
M5X35	200	07000.050.035	M6X220	100	07000.060.220	M10X180	25	07000.100.180
M5X40	200	07000.050.040	M6X230*	100	07000.060.230	M10X190	25	07000.100.190
M5X45	200	07000.050.045	M6X240*	100	07000.060.240	M10X200	25	07000.100.200
M5X50	200	07000.050.050	M6X250*	100	07000.060.250	M10X210	25	07000.100.210
M5X55	200	07000.050.055	M6X260*	100	07000.060.260	M10X220	25	07000.100.220
M5X60	200	07000.050.060	M6X270*	100	07000.060.270	M10X230	25	07000.100.230
M5X65	200	07000.050.065	M6X280*	100	07000.060.280	M10X240	10	07000.100.240
M5X70	200	07000.050.070	M6X290*	100	07000.060.290	M10X250	10	07000.100.250
M5X75	200	07000.050.075	M6X300*	100	07000.060.300	M10X260	10	07000.100.260
M5X80	200	07000.050.080				M10X270	10	07000.100.270
M5X85	200	07000.050.085	M8X8*	200	07000.080.008	M10X280	10	07000.100.280
M5X90	200	07000.050.090	M8X10	200	07000.080.010	M10X290*	50	07000.100.290
M5X95	200	07000.050.095	M8X12	200	07000.080.012	M10X300	10	07000.100.300
M5X100	200	07000.050.100	M8X14	200	07000.080.014			
M5X105	100	07000.050.105	M8X16	200	07000.080.016	M12X12*	100	07000.120.012
M5X110	200	07000.050.110	M8X18	200	07000.080.018	M12X16	100	07000.120.016
M5X115	100	07000.050.115	M8X20	200	07000.080.020	M12X20	100	07000.120.020
M5X120	100	07000.050.120	M8X22	200	07000.080.022	M12X22*	100	07000.120.022
M5X125	100	07000.050.125	M8X25	200	07000.080.025	M12X25	100	07000.120.025
M5X130	50	07000.050.130	M8X30	200	07000.080.030	M12X30	100	07000.120.030
M5X135	25	07000.050.135	M8X35	200	07000.080.035	M12X35	100	07000.120.035
M5X140	25	07000.050.140	M8X40	200	07000.080.040	M12X40	100	07000.120.040
M5X145	100	07000.050.145	M8X45	200	07000.080.045	M12X45	100	07000.120.045
M5X150	25	07000.050.150	M8X50	200	07000.080.050	M12X50	100	07000.120.050
M5X155*	100	07000.050.155	M8X55	200	07000.080.055	M12X55	100	07000.120.055
M5X160	25	07000.050.160	M8X60	200	07000.080.060	M12X60	100	07000.120.060
M5X165*	100	07000.050.165	M8X65	200	07000.080.065	M12X65	50	07000.120.065
M5X170	25	07000.050.170	M8X70	200	07000.080.070	M12X70	50	07000.120.070
M5X175*	100	07000.050.175	M8X75	200	07000.080.075	M12X75	50	07000.120.075
M5X180	25	07000.050.180	M8X80	200	07000.080.080	M12X80	50	07000.120.080
M5X190	25	07000.050.190	M8X85	100	07000.080.085	M12X85	50	07000.120.085
M5X200	25	07000.050.200	M8X90	100	07000.080.090	M12X90	50	07000.120.090
M5X210*	100	07000.050.210	M8X100	100	07000.080.100	M12X100	50	07000.120.100
M5X220*	100	07000.050.220	M8X110	50	07000.080.110	M12X110	50	07000.120.110
M5X230*	100	07000.050.230	M8X120	50	07000.080.120	M12X120	50	07000.120.120
M5X240*	100	07000.050.240	M8X130	50	07000.080.130	M12X130	25	07000.120.130
			M8X140	50	07000.080.140	M12X140	25	07000.120.140
M6X6	500	07000.060.006	M8X150	50	07000.080.150	M12X150	25	07000.120.150
M6X8	200	07000.060.008	M8X160	50	07000.080.160	M12X160	25	07000.120.160

07000 Hexagon socket head cap screw / Cilinderschroef met binnenzeskant / Vis à tête cylindrique à six pans creux ←

d x L	✉	Art.number	d x L	✉	Art.number	d x L	✉	Art.number
M12X170	25	07000.120.170	M16X260	5	07000.160.260	M20X340	5	07000.200.340
M12X180	10	07000.120.180	M16X270	5	07000.160.270	M20X350*	10	07000.200.350
M12X190	25	07000.120.190	M16X280	5	07000.160.280	M20X360	5	07000.200.360
M12X200	10	07000.120.200	M16X290*	25	07000.160.290	M20X380	5	07000.200.380
M12X210	10	07000.120.210	M16X300	5	07000.160.300	M20X400	5	07000.200.400
M12X220	10	07000.120.220	M16X310*	10	07000.160.310	M20X420	10	07000.200.420
M12X230	10	07000.120.230	M16X320	5	07000.160.320	M20X440*	10	07000.200.440
M12X240	10	07000.120.240	M16X330	1	07000.160.330	M20X460*	10	07000.200.460
M12X250	25	07000.120.250	M16X340*	10	07000.160.340	M20X480*	10	07000.200.480
M12X260	10	07000.120.260	M16X350	10	07000.160.350	M20X500*	10	07000.200.500
M12X280	10	07000.120.280	M16X360	1	07000.160.360			
M12X300	10	07000.120.300	M16X370*	10	07000.160.370	M22X40	10	07000.220.040
M12X310*	25	07000.120.310	M16X380*	10	07000.160.380	M22X45*	25	07000.220.045
M12X320	1	07000.120.320	M16X390*	10	07000.160.390	M22X50	10	07000.220.050
M12X340*	1	07000.120.340	M16X400*	10	07000.160.400	M22X55*	25	07000.220.055
M12X360	1	07000.120.360	M16X420*	10	07000.160.420	M22X60	10	07000.220.060
M12X380*	25	07000.120.380				M22X65*	25	07000.220.065
M12X400*	25	07000.120.400	M18X30*	50	07000.180.030	M22X70	10	07000.220.070
			M18X35	50	07000.180.035	M22X75*	25	07000.220.075
M14X20	100	07000.140.020	M18X40	50	07000.180.040	M22X80	10	07000.220.080
M14X25	100	07000.140.025	M18X45	50	07000.180.045	M22X90	10	07000.220.090
M14X30	100	07000.140.030	M18X50	50	07000.180.050	M22X100	10	07000.220.100
M14X35	100	07000.140.035	M18X55	25	07000.180.055	M22X110	10	07000.220.110
M14X40	100	07000.140.040	M18X60	25	07000.180.060	M22X120	10	07000.220.120
M14X45	50	07000.140.045	M18X65	25	07000.180.065	M22X130	10	07000.220.130
M14X50	50	07000.140.050	M18X70	25	07000.180.070	M22X140	10	07000.220.140
M14X55	50	07000.140.055	M18X75*	25	07000.180.075	M22X150	10	07000.220.150
M14X60	50	07000.140.060	M18X80	25	07000.180.080	M22X160	10	07000.220.160
M14X65	50	07000.140.065	M18X90	25	07000.180.090	M22X170*	10	07000.220.170
M14X70	50	07000.140.070	M18X100	25	07000.180.100	M22X180	10	07000.220.180
M14X75	50	07000.140.075	M18X110	25	07000.180.110	M22X200	10	07000.220.200
M14X80	50	07000.140.080	M18X120	25	07000.180.120	M22X220	1	07000.220.220
M14X90	50	07000.140.090	M18X130	25	07000.180.130	M22X240	5	07000.220.240
M14X100	50	07000.140.100	M18X140	25	07000.180.140	M22X260	5	07000.220.260
M14X110	25	07000.140.110	M18X150	25	07000.180.150	M22X280	10	07000.220.280
M14X120	25	07000.140.120	M18X160	10	07000.180.160	M22X300	5	07000.220.300
M14X130	25	07000.140.130	M18X170*	25	07000.180.170			
M14X140	25	07000.140.140	M18X180	10	07000.180.180	M24X40	10	07000.240.040
M14X150	25	07000.140.150	M18X190	10	07000.180.190	M24X45	10	07000.240.045
M14X160	25	07000.140.160	M18X200	10	07000.180.200	M24X50	10	07000.240.050
M14X170*	25	07000.140.170	M18X220	10	07000.180.220	M24X55	10	07000.240.055
M14X180	10	07000.140.180	M18X240*	10	07000.180.240	M24X60	10	07000.240.060
M14X190*	25	07000.140.190	M18X260*	10	07000.180.260	M24X65	10	07000.240.065
M14X200	10	07000.140.200	M18X280*	10	07000.180.280	M24X70	10	07000.240.070
M14X220	10	07000.140.220	M18X300*	10	07000.180.300	M24X75	10	07000.240.075
M14X240*	10	07000.140.240				M24X80	10	07000.240.080
M14X260*	10	07000.140.260	M20X30	25	07000.200.030	M24X85	10	07000.240.085
M14X280*	10	07000.140.280	M20X35	25	07000.200.035	M24X90	10	07000.240.090
M14X300*	10	07000.140.300	M20X40	25	07000.200.040	M24X100	10	07000.240.100
			M20X45	25	07000.200.045	M24X110	10	07000.240.110
M16X20	50	07000.160.020	M20X50	25	07000.200.050	M24X120	5	07000.240.120
M16X22*	50	07000.160.022	M20X55	25	07000.200.055	M24X130	5	07000.240.130
M16X25	50	07000.160.025	M20X60	25	07000.200.060	M24X140	5	07000.240.140
M16X30	50	07000.160.030	M20X65	25	07000.200.065	M24X150	5	07000.240.150
M16X35	50	07000.160.035	M20X70	25	07000.200.070	M24X160	5	07000.240.160
M16X40	50	07000.160.040	M20X75	25	07000.200.075	M24X170	5	07000.240.170
M16X45	50	07000.160.045	M20X80	25	07000.200.080	M24X180	5	07000.240.180
M16X50	50	07000.160.050	M20X90	25	07000.200.090	M24X190	1	07000.240.190
M16X55	50	07000.160.055	M20X100	25	07000.200.100	M24X200	5	07000.240.200
M16X60	50	07000.160.060	M20X110	25	07000.200.110	M24X210	2	07000.240.210
M16X65	25	07000.160.065	M20X120	25	07000.200.120	M24X220	2	07000.240.220
M16X70	25	07000.160.070	M20X130	25	07000.200.130	M24X230	1	07000.240.230
M16X75	25	07000.160.075	M20X140	25	07000.200.140	M24X240	2	07000.240.240
M16X80	25	07000.160.080	M20X150	10	07000.200.150	M24X250	2	07000.240.250
M16X85	25	07000.160.085	M20X160	10	07000.200.160	M24X260	2	07000.240.260
M16X90	25	07000.160.090	M20X170	10	07000.200.170	M24X270*	10	07000.240.270
M16X100	25	07000.160.100	M20X180	10	07000.200.180	M24X280	2	07000.240.280
M16X110	25	07000.160.110	M20X190	10	07000.200.190	M24X290*	1	07000.240.290
M16X120	25	07000.160.120	M20X200	10	07000.200.200	M24X300	2	07000.240.300
M16X130	25	07000.160.130	M20X210	10	07000.200.210	M24X310*	10	07000.240.310
M16X140	25	07000.160.140	M20X220	5	07000.200.220	M24X320	2	07000.240.320
M16X150	10	07000.160.150	M20X230	10	07000.200.230	M24X330*	10	07000.240.330
M16X160	10	07000.160.160	M20X240	5	07000.200.240	M24X340	2	07000.240.340
M16X170	10	07000.160.170	M20X250	5	07000.200.250	M24X350*	10	07000.240.350
M16X180	10	07000.160.180	M20X260	5	07000.200.260	M24X360	2	07000.240.360
M16X190	25	07000.160.190	M20X270	10	07000.200.270	M24X380	2	07000.240.380
M16X200	10	07000.160.200	M20X280	5	07000.200.280	M24X400	2	07000.240.400
M16X210	10	07000.160.210	M20X290*	10	07000.200.290	M24X420*	5	07000.240.420
M16X220	10	07000.160.220	M20X300	5	07000.200.300	M24X440*	5	07000.240.440
M16X230	5	07000.160.230	M20X310*	10	07000.200.310	M24X450*	5	07000.240.450
M16X240	5	07000.160.240	M20X320	5	07000.200.320	M24X460*	5	07000.240.460
M16X250	5	07000.160.250	M20X330*	10	07000.200.330	M24X480*	5	07000.240.480

07000 Hexagon socket head cap screw / Cilinderschroef met binnenzeskant / Vis à tête cylindrique à six pans creux ←

d x L	✉	Art.number	d x L	✉	Art.number	d x L	✉	Art.number
M24X500*	5	07000.240.500	M30X250	2	07000.300.250	M36X300	1	07000.360.300
			M30X260	2	07000.300.260	M36X320*	5	07000.360.320
M27X50	2	07000.270.050	M30X270*	5	07000.300.270	M36X340*	5	07000.360.340
M27X55*	10	07000.270.055	M30X280	2	07000.300.280	M36X360*	5	07000.360.360
M27X60	2	07000.270.060	M30X290*	5	07000.300.290	M36X380*	5	07000.360.380
M27X65	10	07000.270.065	M30X300	2	07000.300.300	M36X400	1	07000.360.400
M27X70	2	07000.270.070	M30X320*	5	07000.300.320	M36X420	1	07000.360.420
M27X75	2	07000.270.075	M30X340*	5	07000.300.340			
M27X80	2	07000.270.080	M30X360*	5	07000.300.360	M39X100	1	07000.390.100
M27X90	2	07000.270.090	M30X380*	5	07000.300.380	M39X110*	5	07000.390.110
M27X100	2	07000.270.100	M30X400	1	07000.300.400	M39X120*	1	07000.390.120
M27X110	10	07000.270.110	M30X420	5	07000.300.420	M39X130*	5	07000.390.130
M27X120	2	07000.270.120	M30X440*	5	07000.300.440	M39X140	1	07000.390.140
M27X130	2	07000.270.130	M30X460*	5	07000.300.460	M39X150*	5	07000.390.150
M27X140	2	07000.270.140				M39X160	1	07000.390.160
M27X150	2	07000.270.150	M33X60*	10	07000.330.060	M39X170*	5	07000.390.170
M27X160	2	07000.270.160	M33X70*	1	07000.330.070	M39X180*	1	07000.390.180
M27X170*	1	07000.270.170	M33X80	2	07000.330.080	M39X200	1	07000.390.200
M27X180	2	07000.270.180	M33X90*	1	07000.330.090	M39X220*	5	07000.390.220
M27X190*	1	07000.270.190	M33X100	2	07000.330.100	M39X240*	5	07000.390.240
M27X200	2	07000.270.200	M33X110*	5	07000.330.110	M39X260*	5	07000.390.260
M27X210*	5	07000.270.210	M33X120	2	07000.330.120	M39X280*	5	07000.390.280
M27X220	2	07000.270.220	M33X130	2	07000.330.130	M39X300*	5	07000.390.300
M27X230*	5	07000.270.230	M33X140	2	07000.330.140			
M27X240	2	07000.270.240	M33X150*	5	07000.330.150	M42X90	1	07000.420.090
M27X250*	5	07000.270.250	M33X160	2	07000.330.160	M42X100	1	07000.420.100
M27X260	2	07000.270.260	M33X170*	5	07000.330.170	M42X120	1	07000.420.120
M27X280*	5	07000.270.280	M33X180	2	07000.330.180	M42X130	1	07000.420.130
M27X300	2	07000.270.300	M33X200	2	07000.330.200	M42X140	1	07000.420.140
			M33X210*	5	07000.330.210	M42X150*	5	07000.420.150
M30X45*	10	07000.300.045	M33X220*	5	07000.330.220	M42X160	1	07000.420.160
M30X50*	10	07000.300.050	M33X240*	5	07000.330.240	M42X170*	5	07000.420.170
M30X55*	10	07000.300.055	M33X260	1	07000.330.260	M42X180	1	07000.420.180
M30X60	2	07000.300.060	M33X280	1	07000.330.280	M42X190*	5	07000.420.190
M30X65	1	07000.300.065	M33X300*	5	07000.330.300	M42X200	1	07000.420.200
M30X70	2	07000.300.070				M42X220*	5	07000.420.220
M30X75*	10	07000.300.075	M36X60	1	07000.360.060	M42X240	1	07000.420.240
M30X80	2	07000.300.080	M36X70	5	07000.360.070	M42X260	1	07000.420.260
M30X90	2	07000.300.090	M36X80	1	07000.360.080	M42X280	5	07000.420.280
M30X100	2	07000.300.100	M36X90	1	07000.360.090	M42X300	1	07000.420.300
M30X110	2	07000.300.110	M36X100	1	07000.360.100			
M30X120	2	07000.300.120	M36X110*	5	07000.360.110	M48X120	1	07000.480.120
M30X130	2	07000.300.130	M36X120	1	07000.360.120	M48X130*	5	07000.480.130
M30X140	2	07000.300.140	M36X130*	5	07000.360.130	M48X140	1	07000.480.140
M30X150	2	07000.300.150	M36X140	1	07000.360.140	M48X150*	1	07000.480.150
M30X160	2	07000.300.160	M36X150	1	07000.360.150	M48X160	1	07000.480.160
M30X170	2	07000.300.170	M36X160	1	07000.360.160	M48X180	1	07000.480.180
M30X180	2	07000.300.180	M36X170	5	07000.360.170	M48X200	1	07000.480.200
M30X190	1	07000.300.190	M36X180	1	07000.360.180	M48X220*	5	07000.480.220
M30X200	2	07000.300.200	M36X200	1	07000.360.200	M48X240*	5	07000.480.240
M30X210	2	07000.300.210	M36X220	1	07000.360.220	M48X260	1	07000.480.260
M30X220	2	07000.300.220	M36X240	1	07000.360.240	M48X280	5	07000.480.280
M30X230	5	07000.300.230	M36X260	1	07000.360.260	M48X300	1	07000.480.300
M30X240	2	07000.300.240	M36X280	1	07000.360.280			

- Warning: electroplating of these products may cause hydrogen embrittlement.

07025 Hexagon socket head cap screw / Cilinderschroef met binnenzeskant / Vis à tête cylindrique à six pans creux D95A

Thread Metric thread
Material Steel
Class 12.9
Surface treatment Zinc flake Cr(VI) free - flZn/nc

RoHS



d x L	✉	Art.number	d x L	✉	Art.number	d x L	✉	Art.number
M3X6	200	07025.030.006	M4X25	200	07025.040.025	M5X45	200	07025.050.045
M3X8	200	07025.030.008	M4X30	200	07025.040.030	M5X50	200	07025.050.050
M3X10	200	07025.030.010	M4X45	200	07025.040.045	M5X60	200	07025.050.060
M3X12	200	07025.030.012	M4X50	200	07025.040.050	M5X70	200	07025.050.070
M3X16	200	07025.030.016				M5X100	200	07025.050.100
M3X20	200	07025.030.020	M5X6	200	07025.050.006			
M3X25	200	07025.030.025	M5X8	200	07025.050.008	M6X10	200	07025.060.010
M3X30	200	07025.030.030	M5X10	200	07025.050.010	M6X12	200	07025.060.012
M3X35	200	07025.030.035	M5X12	200	07025.050.012	M6X14	500	07025.060.014
			M5X16	200	07025.050.016	M6X16	200	07025.060.016
M4X6	200	07025.040.006	M5X20	200	07025.050.020	M6X18	200	07025.060.018
M4X8	200	07025.040.008	M5X25	200	07025.050.025	M6X20	200	07025.060.020
M4X10	200	07025.040.010	M5X30	200	07025.050.030	M6X22*	500	07025.060.022
M4X12	200	07025.040.012	M5X35	200	07025.050.035	M6X25	200	07025.060.025
M4X16	200	07025.040.016	M5X40	200	07025.050.040	M6X30	200	07025.060.030
M4X20	200	07025.040.020						

07025 Hexagon socket head cap screw / Cilinderschroef met binnenzeskant / Vis à tête cylindrique à six pans creux ←

d x L	✉	Art.number	d x L	✉	Art.number	d x L	✉	Art.number
M6X35	200	07025.060.035	M10X60	100	07025.100.060	M16X60	50	07025.160.060
M6X40	200	07025.060.040	M10X65	100	07025.100.065	M16X65*	25	07025.160.065
M6X45	200	07025.060.045	M10X70	100	07025.100.070	M16X70	25	07025.160.070
M6X50	200	07025.060.050	M10X75	100	07025.100.075	M16X75	25	07025.160.075
M6X55	200	07025.060.055	M10X80	100	07025.100.080	M16X80	25	07025.160.080
M6X60	200	07025.060.060	M10X90	100	07025.100.090	M16X90	25	07025.160.090
M6X65	200	07025.060.065	M10X100	100	07025.100.100	M16X100	25	07025.160.100
M6X70	200	07025.060.070	M10X120	50	07025.100.120	M16X110	25	07025.160.110
M6X75	200	07025.060.075	M10X150	25	07025.100.150	M16X120	25	07025.160.120
M6X80	200	07025.060.080	M10X160	25	07025.100.160			
M6X100	100	07025.060.100				M20X40	25	07025.200.040
M6X130	50	07025.060.130	M12X20	100	07025.120.020	M20X50	25	07025.200.050
M6X140	25	07025.060.140	M12X25	100	07025.120.025	M20X60	25	07025.200.060
			M12X30	100	07025.120.030	M20X65	25	07025.200.065
M8X10	200	07025.080.010	M12X35	100	07025.120.035	M20X70	25	07025.200.070
M8X12	200	07025.080.012	M12X40	100	07025.120.040	M20X75*	25	07025.200.075
M8X16	200	07025.080.016	M12X45	100	07025.120.045	M20X80	25	07025.200.080
M8X20	200	07025.080.020	M12X50	100	07025.120.050	M20X90	25	07025.200.090
M8X25	200	07025.080.025	M12X55	100	07025.120.055	M20X100	25	07025.200.100
M8X30	200	07025.080.030	M12X60	100	07025.120.060	M20X110*	25	07025.200.110
M8X35	200	07025.080.035	M12X65	50	07025.120.065	M20X120	25	07025.200.120
M8X40	200	07025.080.040	M12X70	50	07025.120.070	M20X130*	25	07025.200.130
M8X45	200	07025.080.045	M12X75*	50	07025.120.075	M20X140	25	07025.200.140
M8X50	200	07025.080.050	M12X80	50	07025.120.080	M20X150*	25	07025.200.150
M8X55	200	07025.080.055	M12X90	50	07025.120.090	M20X160*	10	07025.200.160
M8X60	200	07025.080.060	M12X100	50	07025.120.100	M20X170*	10	07025.200.170
M8X65	200	07025.080.065	M12X120	50	07025.120.120	M20X180	10	07025.200.180
M8X70	200	07025.080.070	M12X140	25	07025.120.140			
M8X75	200	07025.080.075				M24X40	10	07025.240.040
M8X80	200	07025.080.080	M14X30	100	07025.140.030	M24X50	10	07025.240.050
M8X90	100	07025.080.090	M14X40	100	07025.140.040	M24X60	10	07025.240.060
M8X100	100	07025.080.100	M14X50	50	07025.140.050	M24X70	10	07025.240.070
M8X110	50	07025.080.110	M14X60	50	07025.140.060	M24X80	10	07025.240.080
M8X140	50	07025.080.140	M14X70	50	07025.140.070	M24X90	10	07025.240.090
			M14X80	50	07025.140.080	M24X100	10	07025.240.100
M10X12	200	07025.100.012	M14X90	50	07025.140.090	M24X110*	10	07025.240.110
M10X16	200	07025.100.016	M14X100	50	07025.140.100	M24X120	5	07025.240.120
M10X20	200	07025.100.020				M24X130	10	07025.240.130
M10X25	200	07025.100.025	M16X25	50	07025.160.025	M24X140	5	07025.240.140
M10X30	200	07025.100.030	M16X30	50	07025.160.030	M24X150*	10	07025.240.150
M10X35	100	07025.100.035	M16X35	50	07025.160.035	M24X160*	10	07025.240.160
M10X40	200	07025.100.040	M16X40	50	07025.160.040	M24X170*	10	07025.240.170
M10X45	100	07025.100.045	M16X45	50	07025.160.045	M24X180	10	07025.240.180
M10X50	100	07025.100.050	M16X50	50	07025.160.050			
M10X55	100	07025.100.055	M16X55	50	07025.160.055			

- A zinc flake coating eliminates the risk of hydrogen embrittlement.

51050 Hexagon socket head cap screw / Cilinderschroef met binnenzeskant / Vis à tête cylindrique à six pans creux Q05A

Thread Metric thread
Material Stainless steel A2
Class 70

RoHS



d x L	✉	Art.number	d x L	✉	Art.number	d x L	✉	Art.number
M1,6X3	500	51050.016.003	M2X30	500	51050.020.030	M3X10	200	51050.030.010
M1,6X4	500	51050.016.004				M3X12	200	51050.030.012
M1,6X5	500	51050.016.005	M2,5X3	500	51050.025.003	M3X14	1.000	51050.030.014
M1,6X6	500	51050.016.006	M2,5X4	500	51050.025.004	M3X16	200	51050.030.016
M1,6X8	500	51050.016.008	M2,5X5	100	51050.025.005	M3X18	200	51050.030.018
M1,6X10	500	51050.016.010	M2,5X6	100	51050.025.006	M3X20	200	51050.030.020
M1,6X12*	500	51050.016.012	M2,5X8	100	51050.025.008	M3X22	1.000	51050.030.022
M1,6X14*	500	51050.016.014	M2,5X10	100	51050.025.010	M3X25	200	51050.030.025
M1,6X16*	500	51050.016.016	M2,5X12	100	51050.025.012	M3X30	200	51050.030.030
M1,6X18*	500	51050.016.018	M2,5X14	500	51050.025.014	M3X35	200	51050.030.035
M1,6X20*	500	51050.016.020	M2,5X16	100	51050.025.016	M3X40	200	51050.030.040
			M2,5X18	500	51050.025.018	M3X45	200	51050.030.045
M2X3	500	51050.020.003	M2,5X20	100	51050.025.020	M3X50	200	51050.030.050
M2X4	100	51050.020.004	M2,5X22	500	51050.025.022	M3X55	200	51050.030.055
M2X5	100	51050.020.005	M2,5X25	500	51050.025.025	M3X60	200	51050.030.060
M2X6	100	51050.020.006	M2,5X30	500	51050.025.030	M3X65*	200	51050.030.065
M2X8	100	51050.020.008	M2,5X35	500	51050.025.035	M3X70	200	51050.030.070
M2X10	100	51050.020.010	M2,5X40	500	51050.025.040			
M2X12	100	51050.020.012				M4X4	1.000	51050.040.004
M2X14	500	51050.020.014	M3X3	1.000	51050.030.003	M4X5	1.000	51050.040.005
M2X16	100	51050.020.016	M3X4	1.000	51050.030.004	M4X6	200	51050.040.006
M2X18	500	51050.020.018	M3X5	200	51050.030.005	M4X8	200	51050.040.008
M2X20*	1.000	51050.020.020	M3X6	200	51050.030.006	M4X10	200	51050.040.010
M2X22	500	51050.020.022	M3X8	200	51050.030.008	M4X12	200	51050.040.012
M2X25	500	51050.020.025						

51050 Hexagon socket head cap screw / Cilinderschroef met binnenzeskant / Vis à tête cylindrique à six pans creux ←

d x L	✉	Art.number	d x L	✉	Art.number	d x L	✉	Art.number
M4X14	1.000	51050.040.014	M6X150	100	51050.060.150	M10X180	25	51050.100.180
M4X16	200	51050.040.016	M6X160	100	51050.060.160	M10X190*	25	51050.100.190
M4X18	1.000	51050.040.018	M6X170	100	51050.060.170	M10X200	25	51050.100.200
M4X20	200	51050.040.020	M6X180*	100	51050.060.180	M10X210*	25	51050.100.210
M4X22	500	51050.040.022	M6X190*	100	51050.060.190	M10X220*	25	51050.100.220
M4X25	200	51050.040.025	M6X200*	100	51050.060.200	M10X230*	25	51050.100.230
M4X28*	500	51050.040.028	M6X220*	100	51050.060.220	M10X240*	25	51050.100.240
M4X30	200	51050.040.030				M10X250*	25	51050.100.250
M4X35	200	51050.040.035	M8X8	500	51050.080.008	M10X260*	25	51050.100.260
M4X40	200	51050.040.040	M8X10	200	51050.080.010	M10X280*	25	51050.100.280
M4X45	200	51050.040.045	M8X12	200	51050.080.012	M10X300*	25	51050.100.300
M4X50	200	51050.040.050	M8X14	200	51050.080.014			
M4X55	100	51050.040.055	M8X16	200	51050.080.016	M12X16	50	51050.120.016
M4X60	200	51050.040.060	M8X18	200	51050.080.018	M12X20	100	51050.120.020
M4X65	100	51050.040.065	M8X20	200	51050.080.020	M12X22*	50	51050.120.022
M4X70	100	51050.040.070	M8X22	200	51050.080.022	M12X25	100	51050.120.025
M4X75	100	51050.040.075	M8X25	200	51050.080.025	M12X30	100	51050.120.030
M4X80	100	51050.040.080	M8X30	200	51050.080.030	M12X35	100	51050.120.035
M4X90	100	51050.040.090	M8X35	200	51050.080.035	M12X40	100	51050.120.040
M4X100	100	51050.040.100	M8X40	200	51050.080.040	M12X45	100	51050.120.045
			M8X45	200	51050.080.045	M12X50	100	51050.120.050
M5X5	500	51050.050.005	M8X50	200	51050.080.050	M12X55	100	51050.120.055
M5X6	200	51050.050.006	M8X55	200	51050.080.055	M12X60	100	51050.120.060
M5X8	200	51050.050.008	M8X60	200	51050.080.060	M12X65	50	51050.120.065
M5X10	200	51050.050.010	M8X65	100	51050.080.065	M12X70	100	51050.120.070
M5X12	200	51050.050.012	M8X70	200	51050.080.070	M12X75	25	51050.120.075
M5X14	500	51050.050.014	M8X75	100	51050.080.075	M12X80	100	51050.120.080
M5X16	200	51050.050.016	M8X80	200	51050.080.080	M12X85	25	51050.120.085
M5X18	500	51050.050.018	M8X85	100	51050.080.085	M12X90	100	51050.120.090
M5X20	200	51050.050.020	M8X90	200	51050.080.090	M12X95*	25	51050.120.095
M5X22	500	51050.050.022	M8X95	100	51050.080.095	M12X100	100	51050.120.100
M5X25	200	51050.050.025	M8X100	200	51050.080.100	M12X110	50	51050.120.110
M5X30	200	51050.050.030	M8X110	100	51050.080.110	M12X120	50	51050.120.120
M5X35	200	51050.050.035	M8X120	100	51050.080.120	M12X130	25	51050.120.130
M5X40	200	51050.050.040	M8X130	50	51050.080.130	M12X140	25	51050.120.140
M5X45	200	51050.050.045	M8X140	50	51050.080.140	M12X150	25	51050.120.150
M5X50	200	51050.050.050	M8X150	50	51050.080.150	M12X160	50	51050.120.160
M5X55	100	51050.050.055	M8X160	50	51050.080.160	M12X170	25	51050.120.170
M5X60	200	51050.050.060	M8X170	25	51050.080.170	M12X180	25	51050.120.180
M5X65	200	51050.050.065	M8X180	25	51050.080.180	M12X190*	25	51050.120.190
M5X70	200	51050.050.070	M8X190*	25	51050.080.190	M12X200	25	51050.120.200
M5X75	100	51050.050.075	M8X200	25	51050.080.200	M12X210*	25	51050.120.210
M5X80	200	51050.050.080	M8X210*	25	51050.080.210	M12X220*	25	51050.120.220
M5X85	100	51050.050.085	M8X220*	25	51050.080.220	M12X230*	25	51050.120.230
M5X90	200	51050.050.090	M8X230*	25	51050.080.230	M12X240*	25	51050.120.240
M5X95*	100	51050.050.095	M8X240*	25	51050.080.240	M12X260*	25	51050.120.260
M5X100	200	51050.050.100	M8X250	25	51050.080.250	M12X270*	25	51050.120.270
M5X110	100	51050.050.110	M8X260*	25	51050.080.260	M12X300*	25	51050.120.300
M5X120	100	51050.050.120	M8X270*	25	51050.080.270			
M5X130*	100	51050.050.130	M8X280*	25	51050.080.280	M14X20	25	51050.140.020
M5X140*	100	51050.050.140	M8X290*	25	51050.080.290	M14X25	50	51050.140.025
			M8X300*	25	51050.080.300	M14X30	25	51050.140.030
M6X6	500	51050.060.006				M14X35	50	51050.140.035
M6X8	200	51050.060.008	M10X12	200	51050.100.012	M14X40	25	51050.140.040
M6X10	200	51050.060.010	M10X14*	100	51050.100.014	M14X45	50	51050.140.045
M6X12	200	51050.060.012	M10X16	100	51050.100.016	M14X50	25	51050.140.050
M6X14	200	51050.060.014	M10X18	100	51050.100.018	M14X55	50	51050.140.055
M6X16	200	51050.060.016	M10X20	100	51050.100.020	M14X60	25	51050.140.060
M6X18	200	51050.060.018	M10X22	100	51050.100.022	M14X65	50	51050.140.065
M6X20	200	51050.060.020	M10X25	100	51050.100.025	M14X70	50	51050.140.070
M6X22	200	51050.060.022	M10X30	100	51050.100.030	M14X75*	50	51050.140.075
M6X25	200	51050.060.025	M10X35	100	51050.100.035	M14X80	25	51050.140.080
M6X28*	500	51050.060.028	M10X40	100	51050.100.040	M14X85*	50	51050.140.085
M6X30	200	51050.060.030	M10X45	100	51050.100.045	M14X90*	50	51050.140.090
M6X35	200	51050.060.035	M10X50	100	51050.100.050	M14X95*	50	51050.140.095
M6X40	200	51050.060.040	M10X55	100	51050.100.055	M14X100*	50	51050.140.100
M6X45	200	51050.060.045	M10X60	100	51050.100.060	M14X110*	25	51050.140.110
M6X50	200	51050.060.050	M10X65	50	51050.100.065	M14X120*	25	51050.140.120
M6X55	200	51050.060.055	M10X70	100	51050.100.070	M14X130*	25	51050.140.130
M6X60	200	51050.060.060	M10X75	50	51050.100.075	M14X140*	25	51050.140.140
M6X65	200	51050.060.065	M10X80	100	51050.100.080	M14X150*	25	51050.140.150
M6X70	200	51050.060.070	M10X85	50	51050.100.085	M14X160*	25	51050.140.160
M6X75	100	51050.060.075	M10X90	100	51050.100.090	M14X170*	25	51050.140.170
M6X80	200	51050.060.080	M10X95	50	51050.100.095	M14X180*	25	51050.140.180
M6X85	100	51050.060.085	M10X100	100	51050.100.100	M14X200*	25	51050.140.200
M6X90	200	51050.060.090	M10X110	50	51050.100.110			
M6X95	100	51050.060.095	M10X120	50	51050.100.120	M16X20	25	51050.160.020
M6X100	200	51050.060.100	M10X130	50	51050.100.130	M16X25	25	51050.160.025
M6X110	100	51050.060.110	M10X140	50	51050.100.140	M16X30	25	51050.160.030
M6X120	100	51050.060.120	M10X150	50	51050.100.150	M16X35	25	51050.160.035
M6X130	100	51050.060.130	M10X160	25	51050.100.160	M16X40	25	51050.160.040
M6X140	100	51050.060.140	M10X170	25	51050.100.170	M16X45	25	51050.160.045

51050 Hexagon socket head cap screw / Cilinderschroef met binnenzeskant / Vis à tête cylindrique à six pans creux

d x L	✉	Art.number	d x L	✉	Art.number	d x L	✉	Art.number
M16X50	25	51050.160.050	M20X50	25	51050.200.050	M24X80	10	51050.240.080
M16X55	25	51050.160.055	M20X55	25	51050.200.055	M24X85*	10	51050.240.085
M16X60	25	51050.160.060	M20X60	25	51050.200.060	M24X90	10	51050.240.090
M16X65	25	51050.160.065	M20X65*	25	51050.200.065	M24X95*	10	51050.240.095
M16X70	25	51050.160.070	M20X70	25	51050.200.070	M24X100	10	51050.240.100
M16X75*	25	51050.160.075	M20X75*	25	51050.200.075	M24X110	10	51050.240.110
M16X80	25	51050.160.080	M20X80	10	51050.200.080	M24X120	10	51050.240.120
M16X85*	25	51050.160.085	M20X85*	25	51050.200.085	M24X130	10	51050.240.130
M16X90	10	51050.160.090	M20X90	10	51050.200.090	M24X140	10	51050.240.140
M16X95*	25	51050.160.095	M20X100	10	51050.200.100	M24X150	10	51050.240.150
M16X100	10	51050.160.100	M20X110	10	51050.200.110	M24X160*	10	51050.240.160
M16X110	10	51050.160.110	M20X120	10	51050.200.120	M24X170*	10	51050.240.170
M16X120	10	51050.160.120	M20X130	25	51050.200.130	M24X180*	10	51050.240.180
M16X130	10	51050.160.130	M20X140	10	51050.200.140	M24X200*	10	51050.240.200
M16X140	10	51050.160.140	M20X150*	25	51050.200.150	M24X210*	10	51050.240.210
M16X150	10	51050.160.150	M20X160	25	51050.200.160	M24X220*	10	51050.240.220
M16X160*	25	51050.160.160	M20X170*	25	51050.200.170	M24X250*	10	51050.240.250
M16X170*	25	51050.160.170	M20X180*	25	51050.200.180	M24X260*	10	51050.240.260
M16X180*	25	51050.160.180	M20X190*	25	51050.200.190			
M16X190*	25	51050.160.190	M20X200*	25	51050.200.200	M27X60*	10	51050.270.060
M16X200*	25	51050.160.200	M20X210*	25	51050.200.210	M27X70*	10	51050.270.070
			M20X220*	25	51050.200.220	M27X80*	10	51050.270.080
M18X30*	25	51050.180.030	M20X240*	25	51050.200.240	M27X90*	10	51050.270.090
M18X35	25	51050.180.035	M20X260*	25	51050.200.260	M27X100*	10	51050.270.100
M18X40	25	51050.180.040				M27X110*	10	51050.270.110
M18X45*	25	51050.180.045	M22X40*	25	51050.220.040	M27X120*	10	51050.270.120
M18X50*	25	51050.180.050	M22X50*	25	51050.220.050	M27X130*	10	51050.270.130
M18X55*	25	51050.180.055	M22X55*	25	51050.220.055	M27X150*	10	51050.270.150
M18X60*	25	51050.180.060	M22X60	25	51050.220.060			
M18X65*	25	51050.180.065	M22X65*	25	51050.220.065	M30X50*	10	51050.300.050
M18X70*	25	51050.180.070	M22X70*	25	51050.220.070	M30X60*	10	51050.300.060
M18X75*	25	51050.180.075	M22X75*	25	51050.220.075	M30X65*	10	51050.300.065
M18X80*	25	51050.180.080	M22X80*	25	51050.220.080	M30X70*	10	51050.300.070
M18X85*	25	51050.180.085	M22X100*	25	51050.220.100	M30X75*	10	51050.300.075
M18X90*	25	51050.180.090	M22X110*	25	51050.220.110	M30X80*	10	51050.300.080
M18X100*	25	51050.180.100	M22X130*	25	51050.220.130	M30X90*	10	51050.300.090
M18X110*	25	51050.180.110	M22X140*	25	51050.220.140	M30X100*	10	51050.300.100
M18X120*	25	51050.180.120				M30X110*	10	51050.300.110
M18X130*	25	51050.180.130	M24X40	10	51050.240.040	M30X120	10	51050.300.120
M18X140*	25	51050.180.140	M24X45*	10	51050.240.045	M30X130*	10	51050.300.130
M18X150*	25	51050.180.150	M24X50*	10	51050.240.050	M30X140*	10	51050.300.140
			M24X55*	10	51050.240.055	M30X160*	10	51050.300.160
M20X30	25	51050.200.030	M24X60	10	51050.240.060	M30X170*	10	51050.300.170
M20X35*	25	51050.200.035	M24X65*	10	51050.240.065	M30X180*	10	51050.300.180
M20X40	25	51050.200.040	M24X70	10	51050.240.070	M30X200*	10	51050.300.200
M20X45	25	51050.200.045	M24X75	10	51050.240.075	M30X300*	10	51050.300.300

- Sizes with a diameter > M20 are minimal property class 50.

55050 Hexagon socket head cap screw / Cilinderschroef met binnenzeskant / Vis à tête cylindrique à six pans creux Q45A

Thread Metric thread
Material Stainless steel A4
Class 70

RoHS



d x L	✉	Art.number	d x L	✉	Art.number	d x L	✉	Art.number
M1,6X3	500	55050.016.003	M2X25*	500	55050.020.025	M3X6	200	55050.030.006
M1,6X4	100	55050.016.004	M2X30*	500	55050.020.030	M3X8	200	55050.030.008
M1,6X5	100	55050.016.005				M3X10	200	55050.030.010
M1,6X6	100	55050.016.006	M2,5X3*	500	55050.025.003	M3X12	200	55050.030.012
M1,6X8	500	55050.016.008	M2,5X4	500	55050.025.004	M3X14	1.000	55050.030.014
M1,6X10*	500	55050.016.010	M2,5X5	100	55050.025.005	M3X16	200	55050.030.016
M1,6X12	500	55050.016.012	M2,5X6	100	55050.025.006	M3X18*	1.000	55050.030.018
M1,6X14*	500	55050.016.014	M2,5X8	100	55050.025.008	M3X20	200	55050.030.020
M1,6X16*	500	55050.016.016	M2,5X10	100	55050.025.010	M3X22	1.000	55050.030.022
M1,6X18*	500	55050.016.018	M2,5X12	100	55050.025.012	M3X25	200	55050.030.025
M1,6X20*	500	55050.016.020	M2,5X14	500	55050.025.014	M3X30	200	55050.030.030
			M2,5X16	100	55050.025.016	M3X35	200	55050.030.035
M2X3	500	55050.020.003	M2,5X18	500	55050.025.018	M3X40	200	55050.030.040
M2X4	500	55050.020.004	M2,5X20	100	55050.025.020	M3X45	500	55050.030.045
M2X5	100	55050.020.005	M2,5X22*	500	55050.025.022	M3X50	200	55050.030.050
M2X6	100	55050.020.006	M2,5X25*	500	55050.025.025	M3X55*	200	55050.030.055
M2X8	100	55050.020.008	M2,5X30*	500	55050.025.030	M3X60	200	55050.030.060
M2X10	100	55050.020.010	M2,5X35*	500	55050.025.035	M3X65*	200	55050.030.065
M2X12	100	55050.020.012	M2,5X40*	500	55050.025.040	M3X70*	200	55050.030.070
M2X14	500	55050.020.014						
M2X16	100	55050.020.016	M3X3*	1.000	55050.030.003	M4X4*	1.000	55050.040.004
M2X18*	500	55050.020.018	M3X4	1.000	55050.030.004	M4X5	1.000	55050.040.005
M2X20	100	55050.020.020	M3X5	1.000	55050.030.005	M4X6	200	55050.040.006

55050 **Hexagon socket head cap screw / Cilinderschroef met binnenzeskant / Vis à tête cylindrique à six pans creux** ←

d x L	✉	Art.number	d x L	✉	Art.number	d x L	✉	Art.number
M4X8	200	55050.040.008	M6X140	100	55050.060.140	M10X180*	25	55050.100.180
M4X10	200	55050.040.010	M6X150*	100	55050.060.150	M10X190*	25	55050.100.190
M4X12	200	55050.040.012	M6X160*	100	55050.060.160	M10X200*	25	55050.100.200
M4X14	1.000	55050.040.014	M6X170*	100	55050.060.170	M10X210*	25	55050.100.210
M4X16	200	55050.040.016	M6X180*	100	55050.060.180	M10X220*	25	55050.100.220
M4X18	1.000	55050.040.018	M6X190*	100	55050.060.190	M10X230*	25	55050.100.230
M4X20	200	55050.040.020	M6X200*	100	55050.060.200	M10X240*	25	55050.100.240
M4X22	500	55050.040.022				M10X250*	25	55050.100.250
M4X25	200	55050.040.025	M8X8*	500	55050.080.008	M10X280*	25	55050.100.280
M4X30	200	55050.040.030	M8X10	500	55050.080.010			
M4X35	200	55050.040.035	M8X12	200	55050.080.012	M12X16	50	55050.120.016
M4X40	200	55050.040.040	M8X14	200	55050.080.014	M12X20	100	55050.120.020
M4X45	200	55050.040.045	M8X16	200	55050.080.016	M12X22*	50	55050.120.022
M4X50	200	55050.040.050	M8X18*	200	55050.080.018	M12X25	100	55050.120.025
M4X55	200	55050.040.055	M8X20	200	55050.080.020	M12X30	100	55050.120.030
M4X60	100	55050.040.060	M8X22	200	55050.080.022	M12X35	100	55050.120.035
M4X65*	100	55050.040.065	M8X25	200	55050.080.025	M12X40	100	55050.120.040
M4X70	100	55050.040.070	M8X30	200	55050.080.030	M12X45	100	55050.120.045
M4X75*	100	55050.040.075	M8X35	200	55050.080.035	M12X50	100	55050.120.050
M4X80	100	55050.040.080	M8X40	200	55050.080.040	M12X55	100	55050.120.055
M4X90*	100	55050.040.090	M8X45	200	55050.080.045	M12X60	100	55050.120.060
M4X100*	100	55050.040.100	M8X50	200	55050.080.050	M12X65	100	55050.120.065
			M8X55	200	55050.080.055	M12X70	100	55050.120.070
M5X5*	500	55050.050.005	M8X60	200	55050.080.060	M12X75*	100	55050.120.075
M5X6	500	55050.050.006	M8X65	100	55050.080.065	M12X80	100	55050.120.080
M5X8	200	55050.050.008	M8X70	200	55050.080.070	M12X85*	25	55050.120.085
M5X10	200	55050.050.010	M8X75	100	55050.080.075	M12X90	100	55050.120.090
M5X12	200	55050.050.012	M8X80	200	55050.080.080	M12X95*	25	55050.120.095
M5X14	500	55050.050.014	M8X85*	100	55050.080.085	M12X100	100	55050.120.100
M5X16	200	55050.050.016	M8X90	200	55050.080.090	M12X110	50	55050.120.110
M5X18	500	55050.050.018	M8X95	100	55050.080.095	M12X120	50	55050.120.120
M5X20	200	55050.050.020	M8X100	200	55050.080.100	M12X130	25	55050.120.130
M5X22	500	55050.050.022	M8X110	100	55050.080.110	M12X140	25	55050.120.140
M5X25	200	55050.050.025	M8X120	100	55050.080.120	M12X150	25	55050.120.150
M5X30	200	55050.050.030	M8X130	50	55050.080.130	M12X160*	25	55050.120.160
M5X35	200	55050.050.035	M8X140	50	55050.080.140	M12X170	25	55050.120.170
M5X40	200	55050.050.040	M8X150	50	55050.080.150	M12X180*	25	55050.120.180
M5X45	200	55050.050.045	M8X160*	50	55050.080.160	M12X190*	25	55050.120.190
M5X50	200	55050.050.050	M8X170	25	55050.080.170	M12X200*	25	55050.120.200
M5X55	200	55050.050.055	M8X180*	25	55050.080.180	M12X210*	25	55050.120.210
M5X60	200	55050.050.060	M8X190*	25	55050.080.190	M12X230*	25	55050.120.230
M5X65	100	55050.050.065	M8X200*	25	55050.080.200	M12X240*	25	55050.120.240
M5X70	200	55050.050.070	M8X210*	25	55050.080.210	M12X250*	25	55050.120.250
M5X75*	100	55050.050.075	M8X220*	25	55050.080.220	M12X260*	25	55050.120.260
M5X80	200	55050.050.080	M8X230*	25	55050.080.230	M12X270*	25	55050.120.270
M5X85	100	55050.050.085	M8X240*	25	55050.080.240	M12X280*	25	55050.120.280
M5X90	100	55050.050.090	M8X250*	25	55050.080.250	M12X300*	25	55050.120.300
M5X95*	100	55050.050.095	M8X260*	25	55050.080.260			
M5X100	100	55050.050.100	M8X270*	25	55050.080.270	M14X25	25	55050.140.025
M5X110*	100	55050.050.110	M8X280*	25	55050.080.280	M14X30	25	55050.140.030
M5X120*	100	55050.050.120	M8X290*	25	55050.080.290	M14X35*	50	55050.140.035
M5X130*	100	55050.050.130	M8X300*	25	55050.080.300	M14X40	25	55050.140.040
M5X140*	100	55050.050.140				M14X45	50	55050.140.045
			M10X12	100	55050.100.012	M14X50	25	55050.140.050
M6X6	500	55050.060.006	M10X14*	100	55050.100.014	M14X55*	50	55050.140.055
M6X8	200	55050.060.008	M10X16	100	55050.100.016	M14X60	25	55050.140.060
M6X10	200	55050.060.010	M10X18*	100	55050.100.018	M14X65	50	55050.140.065
M6X12	200	55050.060.012	M10X20	100	55050.100.020	M14X70	50	55050.140.070
M6X14	200	55050.060.014	M10X22*	100	55050.100.022	M14X75*	50	55050.140.075
M6X16	200	55050.060.016	M10X25	100	55050.100.025	M14X80	25	55050.140.080
M6X18	200	55050.060.018	M10X30	100	55050.100.030	M14X85*	50	55050.140.085
M6X20	200	55050.060.020	M10X35	100	55050.100.035	M14X90	10	55050.140.090
M6X22	200	55050.060.022	M10X40	100	55050.100.040	M14X95*	50	55050.140.095
M6X25	200	55050.060.025	M10X45	100	55050.100.045	M14X100	10	55050.140.100
M6X30	200	55050.060.030	M10X50	100	55050.100.050	M14X110	10	55050.140.110
M6X35	200	55050.060.035	M10X55	100	55050.100.055	M14X120*	25	55050.140.120
M6X40	200	55050.060.040	M10X60	100	55050.100.060	M14X130*	25	55050.140.130
M6X45	200	55050.060.045	M10X65	50	55050.100.065	M14X140*	25	55050.140.140
M6X50	200	55050.060.050	M10X70	100	55050.100.070	M14X150*	25	55050.140.150
M6X55	200	55050.060.055	M10X75	50	55050.100.075			
M6X60	200	55050.060.060	M10X80	100	55050.100.080	M16X20	25	55050.160.020
M6X65	100	55050.060.065	M10X85*	50	55050.100.085	M16X25	25	55050.160.025
M6X70	200	55050.060.070	M10X90	100	55050.100.090	M16X30	25	55050.160.030
M6X75	100	55050.060.075	M10X95*	50	55050.100.095	M16X35	25	55050.160.035
M6X80	200	55050.060.080	M10X100	100	55050.100.100	M16X40	25	55050.160.040
M6X85*	100	55050.060.085	M10X110	50	55050.100.110	M16X45	25	55050.160.045
M6X90	200	55050.060.090	M10X120	50	55050.100.120	M16X50	25	55050.160.050
M6X95	100	55050.060.095	M10X130	50	55050.100.130	M16X55	25	55050.160.055
M6X100	200	55050.060.100	M10X140	50	55050.100.140	M16X60	25	55050.160.060
M6X110	100	55050.060.110	M10X150	50	55050.100.150	M16X65	25	55050.160.065
M6X120	100	55050.060.120	M10X160*	50	55050.100.160	M16X70	25	55050.160.070
M6X130	100	55050.060.130	M10X170*	25	55050.100.170	M16X75*	25	55050.160.075

55050 Hexagon socket head cap screw / Cilinderschroef met binnenzeskant / Vis à tête cylindrique à six pans creux

d x L	✉	Art.number	d x L	✉	Art.number	d x L	✉	Art.number
M16X80	25	55050.160.080	M20X85*	25	55050.200.085	M24X140*	10	55050.240.140
M16X85*	25	55050.160.085	M20X90	10	55050.200.090	M24X150*	10	55050.240.150
M16X90	10	55050.160.090	M20X95*	25	55050.200.095	M24X160*	10	55050.240.160
M16X95*	25	55050.160.095	M20X100	10	55050.200.100	M24X170*	10	55050.240.170
M16X100	10	55050.160.100	M20X110	10	55050.200.110	M24X180*	10	55050.240.180
M16X110	10	55050.160.110	M20X120	10	55050.200.120	M24X190*	10	55050.240.190
M16X120	10	55050.160.120	M20X130	10	55050.200.130	M24X200*	10	55050.240.200
M16X130	10	55050.160.130	M20X140	10	55050.200.140	M24X210*	10	55050.240.210
M16X140	10	55050.160.140	M20X150	10	55050.200.150	M24X220*	10	55050.240.220
M16X150	10	55050.160.150	M20X160*	25	55050.200.160	M24X240*	10	55050.240.240
M16X160*	25	55050.160.160	M20X170*	25	55050.200.170			
M16X170*	25	55050.160.170	M20X180*	25	55050.200.180	M27X50*	10	55050.270.050
M16X180	25	55050.160.180	M20X190*	25	55050.200.190	M27X60	5	55050.270.060
M16X190*	25	55050.160.190	M20X200*	25	55050.200.200	M27X70	5	55050.270.070
M16X200*	25	55050.160.200	M20X210*	25	55050.200.210	M27X75*	10	55050.270.075
M16X240*	10	55050.160.240				M27X80	5	55050.270.080
			M22X40*	25	55050.220.040	M27X90	5	55050.270.090
M18X30*	25	55050.180.030	M22X50*	25	55050.220.050	M27X100	5	55050.270.100
M18X35*	25	55050.180.035	M22X55*	25	55050.220.055	M27X120*	10	55050.270.120
M18X45*	25	55050.180.045	M22X60*	25	55050.220.060	M27X130	5	55050.270.130
M18X50*	25	55050.180.050	M22X65*	25	55050.220.065	M27X140	5	55050.270.140
M18X55*	25	55050.180.055	M22X70*	25	55050.220.070	M27X150	5	55050.270.150
M18X60*	25	55050.180.060	M22X75*	25	55050.220.075	M27X160*	10	55050.270.160
M18X65*	25	55050.180.065	M22X80*	25	55050.220.080	M27X200*	10	55050.270.200
M18X70*	25	55050.180.070	M22X90*	25	55050.220.090			
M18X75*	25	55050.180.075	M22X110*	25	55050.220.110	M30X50	2	55050.300.050
M18X80*	25	55050.180.080	M22X120*	25	55050.220.120	M30X55*	10	55050.300.055
M18X90*	25	55050.180.090	M22X130*	25	55050.220.130	M30X60	2	55050.300.060
M18X100*	25	55050.180.100	M22X140*	25	55050.220.140	M30X65*	10	55050.300.065
M18X110*	25	55050.180.110	M22X150*	10	55050.220.150	M30X70	2	55050.300.070
M18X120*	25	55050.180.120				M30X80*	5	55050.300.080
M18X140*	25	55050.180.140	M24X40	10	55050.240.040	M30X85*	10	55050.300.085
M18X150*	25	55050.180.150	M24X45	10	55050.240.045	M30X90	2	55050.300.090
			M24X50	10	55050.240.050	M30X95*	10	55050.300.095
M20X30	25	55050.200.030	M24X55*	10	55050.240.055	M30X100*	5	55050.300.100
M20X35	25	55050.200.035	M24X60	10	55050.240.060	M30X110	2	55050.300.110
M20X40	25	55050.200.040	M24X65*	10	55050.240.065	M30X120*	10	55050.300.120
M20X45	25	55050.200.045	M24X70	10	55050.240.070	M30X130*	5	55050.300.130
M20X50	25	55050.200.050	M24X75*	10	55050.240.075	M30X140	2	55050.300.140
M20X55	25	55050.200.055	M24X80	10	55050.240.080	M30X150*	2	55050.300.150
M20X60	25	55050.200.060	M24X90	10	55050.240.090	M30X160*	10	55050.300.160
M20X65	25	55050.200.065	M24X100	10	55050.240.100	M30X180*	10	55050.300.180
M20X70	25	55050.200.070	M24X110	10	55050.240.110	M30X200	10	55050.300.200
M20X75*	25	55050.200.075	M24X120*	10	55050.240.120			
M20X80	10	55050.200.080	M24X130*	10	55050.240.130			

- Sizes with a diameter > M20 are minimal property class 50.

53570 Hexagon socket head cap screw / Cilinderschroef met binnenzeskant / Vis à tête cylindrique à six pans creux R11A

Thread Metric thread
Material Stainless steel A4
Class 80



d x L	✉	Art.number	d x L	✉	Art.number	d x L	✉	Art.number
M4X5*	1.000	53570.040.005	M5X16	100	53570.050.016	M6X22	200	53570.060.022
M4X6	1.000	53570.040.006	M5X18*	500	53570.050.018	M6X25	100	53570.060.025
M4X8	100	53570.040.008	M5X20	100	53570.050.020	M6X30	100	53570.060.030
M4X10	100	53570.040.010	M5X22*	500	53570.050.022	M6X35	100	53570.060.035
M4X12	100	53570.040.012	M5X25	100	53570.050.025	M6X40	100	53570.060.040
M4X14*	1.000	53570.040.014	M5X30	100	53570.050.030	M6X45	100	53570.060.045
M4X16	100	53570.040.016	M5X35	100	53570.050.035	M6X50	100	53570.060.050
M4X18*	1.000	53570.040.018	M5X40	100	53570.050.040	M6X55	100	53570.060.055
M4X20	100	53570.040.020	M5X45	200	53570.050.045	M6X60	100	53570.060.060
M4X22*	500	53570.040.022	M5X50	200	53570.050.050	M6X65	100	53570.060.065
M4X25	100	53570.040.025	M5X55*	200	53570.050.055	M6X70	100	53570.060.070
M4X30	100	53570.040.030	M5X60	100	53570.050.060	M6X75*	100	53570.060.075
M4X35	200	53570.040.035	M5X65*	100	53570.050.065	M6X80	100	53570.060.080
M4X40	100	53570.040.040	M5X70	100	53570.050.070	M6X90*	100	53570.060.090
M4X45	200	53570.040.045	M5X75*	100	53570.050.075	M6X100*	100	53570.060.100
M4X50	200	53570.040.050	M5X80*	100	53570.050.080	M6X110*	100	53570.060.110
M4X55*	200	53570.040.055				M6X120	100	53570.060.120
M4X60*	100	53570.040.060	M6X8	500	53570.060.008	M6X130*	100	53570.060.130
			M6X10	500	53570.060.010	M6X140*	100	53570.060.140
M5X6*	500	53570.050.006	M6X12	100	53570.060.012	M6X150*	100	53570.060.150
M5X8	100	53570.050.008	M6X14	100	53570.060.014			
M5X10	100	53570.050.010	M6X16	100	53570.060.016	M8X10*	500	53570.080.010
M5X12	100	53570.050.012	M6X18	200	53570.060.018	M8X12	500	53570.080.012
M5X14	500	53570.050.014	M6X20	100	53570.060.020	M8X14*	200	53570.080.014

53570 Hexagon socket head cap screw / Cilinderschroef met binnenzeskant / Vis à tête cylindrique à six pans creux ←

d x L	✉	Art.number	d x L	✉	Art.number	d x L	✉	Art.number
M8X16	50	53570.080.016	M12X35	25	53570.120.035	M16X120*	25	53570.160.120
M8X18	200	53570.080.018	M12X40	25	53570.120.040	M16X130*	25	53570.160.130
M8X20	50	53570.080.020	M12X45	100	53570.120.045	M16X140*	25	53570.160.140
M8X22*	200	53570.080.022	M12X50	25	53570.120.050	M16X150*	25	53570.160.150
M8X25	50	53570.080.025	M12X55*	50	53570.120.055	M16X160*	10	53570.160.160
M8X30	50	53570.080.030	M12X60	25	53570.120.060			
M8X35	100	53570.080.035	M12X65	50	53570.120.065	M20X30*	25	53570.200.030
M8X40	50	53570.080.040	M12X70	50	53570.120.070	M20X35*	25	53570.200.035
M8X45	100	53570.080.045	M12X75	25	53570.120.075	M20X40*	25	53570.200.040
M8X50	50	53570.080.050	M12X80	25	53570.120.080	M20X45*	25	53570.200.045
M8X55	100	53570.080.055	M12X90	25	53570.120.090	M20X50	10	53570.200.050
M8X60	50	53570.080.060	M12X100	25	53570.120.100	M20X55*	25	53570.200.055
M8X65	100	53570.080.065	M12X110*	25	53570.120.110	M20X60	10	53570.200.060
M8X70	100	53570.080.070	M12X120	25	53570.120.120	M20X65*	25	53570.200.065
M8X75*	100	53570.080.075	M12X130	25	53570.120.130	M20X70	10	53570.200.070
M8X80	100	53570.080.080	M12X140	25	53570.120.140	M20X75*	25	53570.200.075
M8X90	100	53570.080.090	M12X150*	25	53570.120.150	M20X80	25	53570.200.080
M8X100	50	53570.080.100	M12X200*	25	53570.120.200	M20X90	25	53570.200.090
M8X110	50	53570.080.110				M20X100	10	53570.200.100
M8X120*	50	53570.080.120	M14X30*	50	53570.140.030	M20X110	25	53570.200.110
M8X130	50	53570.080.130	M14X35*	50	53570.140.035	M20X120*	25	53570.200.120
M8X140*	50	53570.080.140	M14X40*	50	53570.140.040	M20X130*	25	53570.200.130
M8X150*	50	53570.080.150	M14X45*	50	53570.140.045	M20X140*	25	53570.200.140
M8X160*	50	53570.080.160	M14X50*	50	53570.140.050	M20X150*	25	53570.200.150
			M14X55	50	53570.140.055	M20X160*	10	53570.200.160
M10X16	50	53570.100.016	M14X60	50	53570.140.060	M20X170*	10	53570.200.170
M10X18*	100	53570.100.018	M14X65*	50	53570.140.065	M20X180*	10	53570.200.180
M10X20	50	53570.100.020	M14X70*	50	53570.140.070	M20X190*	10	53570.200.190
M10X22*	100	53570.100.022	M14X75*	50	53570.140.075	M20X200*	10	53570.200.200
M10X25	50	53570.100.025	M14X80*	50	53570.140.080			
M10X30	50	53570.100.030	M14X90*	50	53570.140.090	M24X40*	10	53570.240.040
M10X35	50	53570.100.035	M14X100*	50	53570.140.100	M24X45*	10	53570.240.045
M10X40	50	53570.100.040	M14X110*	25	53570.140.110	M24X50*	10	53570.240.050
M10X45	100	53570.100.045	M14X120*	25	53570.140.120	M24X55*	10	53570.240.055
M10X50	50	53570.100.050	M14X130*	25	53570.140.130	M24X60*	10	53570.240.060
M10X55	50	53570.100.055	M14X140*	25	53570.140.140	M24X65*	10	53570.240.065
M10X60	50	53570.100.060	M14X150*	25	53570.140.150	M24X70*	10	53570.240.070
M10X65	50	53570.100.065				M24X75*	10	53570.240.075
M10X70	50	53570.100.070	M16X25*	25	53570.160.025	M24X80*	10	53570.240.080
M10X75*	50	53570.100.075	M16X30	25	53570.160.030	M24X90	10	53570.240.090
M10X80	50	53570.100.080	M16X35	25	53570.160.035	M24X100*	10	53570.240.100
M10X90	50	53570.100.090	M16X40	25	53570.160.040	M24X110*	10	53570.240.110
M10X100*	50	53570.100.100	M16X45	25	53570.160.045	M24X120*	10	53570.240.120
M10X110	50	53570.100.110	M16X50	25	53570.160.050	M24X130*	10	53570.240.130
M10X120*	50	53570.100.120	M16X55	25	53570.160.055	M24X140*	10	53570.240.140
M10X130*	50	53570.100.130	M16X60	25	53570.160.060	M24X150*	10	53570.240.150
M10X135*	50	53570.100.135	M16X65	25	53570.160.065	M24X200*	5	53570.240.200
M10X140*	50	53570.100.140	M16X70	100	53570.160.070	M24X230*	5	53570.240.230
M10X150*	50	53570.100.150	M16X75*	25	53570.160.075			
			M16X80	25	53570.160.080	M30X100*	5	53570.300.100
M12X20	50	53570.120.020	M16X90*	25	53570.160.090	M30X130*	5	53570.300.130
M12X25	25	53570.120.025	M16X100*	25	53570.160.100			
M12X30	25	53570.120.030	M16X110*	25	53570.160.110	M36X110*	5	53570.360.110

45205 Hexagon socket head cap screw / Cilinderschroef met binnenzeskant / Vis à tête cylindrique à six pans creux W010

Thread Metric thread
Material Aluminium
Class P60



d x L	✉	Art.number	d x L	✉	Art.number	d x L	✉	Art.number
M4X10	200	45205.040.010	M5X20	200	45205.050.020	M6X50	200	45205.060.050
M4X12	200	45205.040.012	M5X25	200	45205.050.025	M6X70	200	45205.060.070
M4X16	200	45205.040.016						
M4X20	200	45205.040.020	M6X10	200	45205.060.010	M8X25	200	45205.080.025
M4X25	200	45205.040.025	M6X12	200	45205.060.012	M8X40	200	45205.080.040
M4X30	200	45205.040.030	M6X16	200	45205.060.016			
			M6X20	200	45205.060.020	M10X25	200	45205.100.025
M5X10	200	45205.050.010	M6X25	200	45205.060.025	M10X40	100	45205.100.040
M5X12	200	45205.050.012	M6X30	200	45205.060.030	M10X60	100	45205.100.060
M5X16	200	45205.050.016	M6X40	200	45205.060.040			

Hexagon socket head cap screw MF/MEF

Cilinderschroef met binnenzeskant MF/MEF / Vis à tête cylindrique à six pans creux MF/MEF

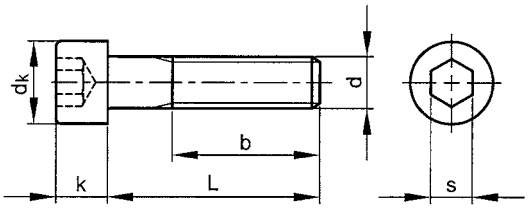

DIN	**912**
ISO	12474
NF	E25-125
NEN	1241
BS	4168-1
ASME	B18.3.1M



Technical Data

d	b	d_k (max.)	Full thread if L ≤	k (max.)	s
M8	28	13	35	8	6
M10	32	16	40	10	8
M12	36	18	50	12	10
M14	40	21	55	14	12
M16	44	24	60	16	14
M18	48	27	65	18	14
M20	40	30	70	20	17
M24	50	36	80	24	19

Article groups

Thread	Driving features	Material	Class	Surface treatment	Code	Page
MF	Hexagon socket	St.	8.8	Plain	07035	2-25
MEF	Hexagon socket	St.	8.8	Plain	07036	2-25
MF	Hexagon socket	St.	12.9	Plain	07040	2-26
MEF	Hexagon socket	St.	12.9	Plain	07041	2-26

07035 Hexagon socket head cap screw MF / Cilinderschroef met binnenzeskant MF / Vis à tête cylindrique à six pans creux MF — D03A

Thread Metric fine thread
Material Steel
Class 8.8
Surface treatment Plain



d x P x L	✉	Art.number	d x P x L	✉	Art.number	d x P x L	✉	Art.number
M8X1,00X12*	200	07035.080.012	M12X1,50X20*	100	07035.120.020	M14X1,50X45*	50	07035.140.045
M8X1,00X16*	200	07035.080.016	M12X1,50X25*	100	07035.120.025			
M8X1,00X20*	200	07035.080.020	M12X1,50X30*	100	07035.120.030	M16X1,50X30*	50	07035.160.030
M8X1,00X25*	200	07035.080.025	M12X1,50X35*	100	07035.120.035	M16X1,50X35*	50	07035.160.035
M8X1,00X30*	200	07035.080.030	M12X1,50X40*	100	07035.120.040	M16X1,50X40*	50	07035.160.040
			M12X1,50X50*	100	07035.120.050	M16X1,50X45*	50	07035.160.045
M10X1,25X20*	200	07035.100.020				M16X1,50X50*	50	07035.160.050
M10X1,25X25*	200	07035.100.025	M14X1,50X30*	100	07035.140.030	M16X1,50X55*	50	07035.160.055
M10X1,25X30*	200	07035.100.030	M14X1,50X35*	100	07035.140.035	M16X1,50X60*	50	07035.160.060
M10X1,25X40*	100	07035.100.040	M14X1,50X40*	100	07035.140.040	M16X1,50X70*	25	07035.160.070

07036 Hexagon socket head cap screw MEF / Cilinderschroef met binnenzeskant MEF / Vis à tête cylindrique à six pans creux MEF — D03A

Thread Metric extra fine thread
Material Steel
Class 8.8
Surface treatment Plain



d x P x L	✉	Art.number	d x P x L	✉	Art.number	d x P x L	✉	Art.number
M10X1,00X16*	200	07036.100.016	M10X1,00X50*	100	07036.100.050	M10X1,00X90*	100	07036.100.090
M10X1,00X20*	200	07036.100.020	M10X1,00X60*	100	07036.100.060	M10X1,00X100	100	07036.100.100
M10X1,00X25*	200	07036.100.025	M10X1,00X70*	100	07036.100.070			
M10X1,00X30*	200	07036.100.030	M10X1,00X80*	100	07036.100.080	M12X1,25X40*	100	07036.120.040
M10X1,00X40*	100	07036.100.040						

07040 Hexagon socket head cap screw MF / Cilinderschroef met binnenzeskant MF / Vis à tête cylindrique à six pans creux MF D93A

Thread Metric fine thread
Material Steel
Class 12.9
Surface treatment Plain



d x P x L	✉	Art.number	d x P x L	✉	Art.number	d x P x L	✉	Art.number
M8X1,00X16	100	07040.080.016	M12X1,50X30	50	07040.120.030	M16X1,50X40	10	07040.160.040
M8X1,00X20	100	07040.080.020	M12X1,50X35	50	07040.120.035	M16X1,50X45	50	07040.160.045
M8X1,00X25	100	07040.080.025	M12X1,50X40	25	07040.120.040	M16X1,50X50	10	07040.160.050
M8X1,00X30	100	07040.080.030	M12X1,50X45	25	07040.120.045	M16X1,50X55	10	07040.160.055
M8X1,00X35	100	07040.080.035	M12X1,50X50	25	07040.120.050	M16X1,50X60	10	07040.160.060
M8X1,00X40	100	07040.080.040	M12X1,50X55	25	07040.120.055	M16X1,50X70	10	07040.160.070
M8X1,00X45	50	07040.080.045	M12X1,50X60	10	07040.120.060	M16X1,50X80	5	07040.160.080
M8X1,00X50	50	07040.080.050	M12X1,50X65*	100	07040.120.065	M16X1,50X90	5	07040.160.090
			M12X1,50X70	10	07040.120.070	M16X1,50X100	5	07040.160.100
M10X1,25X20	100	07040.100.020	M12X1,50X80	10	07040.120.080	M16X1,50X110	25	07040.160.110
M10X1,25X25	50	07040.100.025	M12X1,50X90	10	07040.120.090	M16X1,50X120	25	07040.160.120
M10X1,25X30	50	07040.100.030	M12X1,50X100	10	07040.120.100	M16X1,50X130*	25	07040.160.130
M10X1,25X35	50	07040.100.035				M16X1,50X140*	25	07040.160.140
M10X1,25X40	50	07040.100.040	M14X1,50X30	10	07040.140.030	M16X1,50X150*	25	07040.160.150
M10X1,25X45	50	07040.100.045	M14X1,50X35*	100	07040.140.035	M16X1,50X160*	25	07040.160.160
M10X1,25X50	50	07040.100.050	M14X1,50X40	10	07040.140.040			
M10X1,25X55	50	07040.100.055	M14X1,50X45*	50	07040.140.045	M24X2,00X50*	25	07040.240.050
M10X1,25X60	25	07040.100.060	M14X1,50X50	10	07040.140.050	M24X2,00X55*	25	07040.240.055
M10X1,25X70	25	07040.100.070	M14X1,50X60	10	07040.140.060	M24X2,00X60*	25	07040.240.060
M10X1,25X80	25	07040.100.080	M14X1,50X80	10	07040.140.080	M24X2,00X70*	25	07040.240.070
M10X1,25X90	25	07040.100.090	M14X1,50X100	25	07040.140.100	M24X2,00X80*	25	07040.240.080
M10X1,25X100	25	07040.100.100				M24X2,00X90*	10	07040.240.090
			M16X1,50X30	50	07040.160.030	M24X2,00X100*	10	07040.240.100
M12X1,50X25	50	07040.120.025	M16X1,50X35*	50	07040.160.035			

- Warning: electroplating of these products may cause hydrogen embrittlement.

07041 Hexagon socket head cap screw MEF / Cilinderschroef met binnenzeskant MEF / Vis à tête cylindrique à six pans creux MEF D93A

Thread Metric extra fine thread
Material Steel
Class 12.9
Surface treatment Plain



d x P x L	✉	Art.number	d x P x L	✉	Art.number	d x P x L	✉	Art.number
M10X1,00X30	50	07041.100.030	M12X1,25X30	50	07041.120.030	M20X1,50X45*	25	07041.200.045
M10X1,00X35	50	07041.100.035	M12X1,25X40	25	07041.120.040	M20X1,50X50	25	07041.200.050
M10X1,00X40	50	07041.100.040	M12X1,25X45	25	07041.120.045	M20X1,50X55*	25	07041.200.055
M10X1,00X45	50	07041.100.045	M12X1,25X50	25	07041.120.050	M20X1,50X60*	25	07041.200.060
M10X1,00X50	50	07041.100.050	M12X1,25X60	25	07041.120.060	M20X1,50X70	25	07041.200.070
M10X1,00X60	25	07041.100.060	M12X1,25X70	10	07041.120.070	M20X1,50X80	25	07041.200.080
M10X1,00X70	25	07041.100.070	M12X1,25X80	10	07041.120.080	M20X1,50X90*	25	07041.200.090
M10X1,00X80	100	07041.100.080	M12X1,25X100	10	07041.120.100	M20X1,50X100*	25	07041.200.100
M10X1,00X90	25	07041.100.090						
M10X1,00X100	25	07041.100.100	M18X1,50X70	5	07041.180.070	M24X1,50X50*	25	07041.240.050
						M24X1,50X60*	25	07041.240.060
M12X1,25X25	50	07041.120.025	M20X1,50X40	25	07041.200.040	M24X1,50X70*	25	07041.240.070

- Warning: electroplating of these products may cause hydrogen embrittlement.

Hexagon socket head cap screw fully threaded

Cilinderschroef met binnenzeskant voldraad / Vis à tête cylindrique à six pans creux filetage total

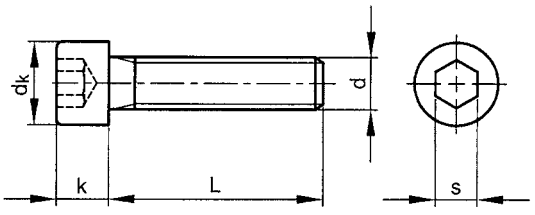

DIN	**≈912**
ISO	≈4762
NF	≈E25-125
NEN	≈1241
BS	≈4168-1
ASME	≈B18.3.1M



Technical Data

d	d_k (max.)	k (max.)	P	s
M3	5.5	3	0.50	2.5
M4	7	4	0.70	3
M5	8.5	5	0.80	4
M6	10	6	1.00	5
M8	13	8	1.25	6
M10	16	10	1.50	8
M12	18	12	1.75	10
M14	21	14	2.00	12
M16	24	16	2.00	14
M20	30	20	2.50	17

Article groups

Thread	Driving features	Material	Class	Surface treatment		Color	Code	Page
M	Hexagon socket	St.	8.8	Plain			07070	2-27
M	Hexagon socket	St.	8.8	ZPL			07071	2-28
M	Hexagon socket	St.	12.9	Plain			07010	2-28
M	Hexagon socket	St.st. A2	70				51020	2-28
M	Hexagon socket	St.st. A2	70		serrated		51051	2-29
M	Hexagon socket	St.st. A4	70				55020	2-29
M	Hexagon socket	Plastic PA	6.6			White	56120	2-29

07070 **Hexagon socket head cap screw fully threaded / Cilinderschroef met binnenzeskant voldraad / Vis à tête cylindrique à six pans creux filetage total** **D03A**

Thread Metric thread
Material Steel
Class 8.8
Surface treatment Plain



d x L	✉	Art.number	d x L	✉	Art.number	d x L	✉	Art.number
M3X25	200	07070.030.025	M6X60	200	07070.060.060	M10X100	50	07070.100.100
			M6X70	200	07070.060.070			
M4X30	200	07070.040.030	M6X80	200	07070.060.080	M12X60	50	07070.120.060
M4X40	200	07070.040.040	M6X90	100	07070.060.090	M12X70	50	07070.120.070
M4X50	200	07070.040.050	M6X100	100	07070.060.100	M12X80	50	07070.120.080
M4X60	200	07070.040.060				M12X90	50	07070.120.090
			M8X40	100	07070.080.040	M12X100	50	07070.120.100
M5X30	200	07070.050.030	M8X50	100	07070.080.050	M12X120	50	07070.120.120
M5X35	200	07070.050.035	M8X60	100	07070.080.060			
M5X40	200	07070.050.040	M8X70	100	07070.080.070	M14X60	50	07070.140.060
M5X45	200	07070.050.045	M8X80	100	07070.080.080	M14X80	50	07070.140.080
M5X50	200	07070.050.050	M8X90	100	07070.080.090			
M5X60	200	07070.050.060	M8X100	100	07070.080.100	M16X70	25	07070.160.070
M5X70	200	07070.050.070				M16X80	25	07070.160.080
M5X80	200	07070.050.080	M10X50	50	07070.100.050	M16X90*	25	07070.160.090
			M10X60	50	07070.100.060	M16X100	25	07070.160.100
M6X35	200	07070.060.035	M10X70	50	07070.100.070	M16X120	25	07070.160.120
M6X40	200	07070.060.040	M10X80	50	07070.100.080			
M6X45	200	07070.060.045	M10X90	100	07070.100.090	M20X80	25	07070.200.080
M6X50	200	07070.060.050						

07071 Hexagon socket head cap screw fully threaded / Cilinderschroef met binnenzeskant voldraad / Vis à tête cylindrique à six pans creux filetage total — D03A

Thread Metric thread
Material Steel
Class 8.8
Surface treatment Zinc plated



d x L	✉	Art.number	d x L	✉	Art.number	d x L	✉	Art.number
M3X25	200	07071.030.025	M6X45	200	07071.060.045	M10X50	50	07071.100.050
M3X30	200	07071.030.030	M6X50	200	07071.060.050	M10X60	50	07071.100.060
M3X40	200	07071.030.040	M6X60	200	07071.060.060	M10X70	50	07071.100.070
			M6X70	200	07071.060.070	M10X80	50	07071.100.080
M4X30	200	07071.040.030	M6X75*	200	07071.060.075	M10X90	100	07071.100.090
M4X40	200	07071.040.040	M6X80	200	07071.060.080	M10X100	50	07071.100.100
M4X50	200	07071.040.050	M6X90	200	07071.060.090			
M4X60	200	07071.040.060	M6X100	200	07071.060.100	M12X60	50	07071.120.060
						M12X70	50	07071.120.070
M5X30	200	07071.050.030	M8X40	100	07071.080.040	M12X80	50	07071.120.080
M5X35	200	07071.050.035	M8X45	200	07071.080.045	M12X100	50	07071.120.100
M5X40	200	07071.050.040	M8X50	100	07071.080.050			
M5X45	200	07071.050.045	M8X60	100	07071.080.060	M16X70	50	07071.160.070
M5X50	200	07071.050.050	M8X70	100	07071.080.070	M16X80	25	07071.160.080
M5X60	200	07071.050.060	M8X75*	200	07071.080.075	M16X90	25	07071.160.090
M5X70	200	07071.050.070	M8X80	100	07071.080.080	M16X100	25	07071.160.100
M5X80	200	07071.050.080	M8X90	100	07071.080.090			
			M8X100	100	07071.080.100	M20X80	25	07071.200.080
M6X35	200	07071.060.035				M20X90	25	07071.200.090
M6X40	200	07071.060.040	M10X40	100	07071.100.040	M20X100	25	07071.200.100

07010 Hexagon socket head cap screw fully threaded / Cilinderschroef met binnenzeskant voldraad / Vis à tête cylindrique à six pans creux filetage total — D03A

Thread Metric thread
Material Steel
Class 12.9
Surface treatment Plain



d x L	✉	Art.number	d x L	✉	Art.number	d x L	✉	Art.number
M3X25	200	07010.030.025				M8X80	100	07010.080.080
			M6X35	200	07010.060.035			
M4X30	200	07010.040.030	M6X40	200	07010.060.040	M10X50	50	07010.100.050
M4X40	200	07010.040.040	M6X50	200	07010.060.050	M10X60	50	07010.100.060
M4X50	200	07010.040.050	M6X60	100	07010.060.060	M10X70	50	07010.100.070
						M10X80	50	07010.100.080
M5X30	200	07010.050.030	M8X40	100	07010.080.040			
M5X35	200	07010.050.035	M8X50	100	07010.080.050	M12X60	50	07010.120.060
M5X40	200	07010.050.040	M8X60	100	07010.080.060	M12X80	50	07010.120.080
M5X50	200	07010.050.050						

- Warning: electroplating of these products may cause hydrogen embrittlement.

51020 Hexagon socket head cap screw fully threaded / Cilinderschroef met binnenzeskant voldraad / Vis à tête cylindrique à six pans creux filetage total — Q05A

Thread Metric thread
Material Stainless steel A2
Class 70



d x L	✉	Art.number	d x L	✉	Art.number	d x L	✉	Art.number
M5X30	200	51020.050.030	M6X90*	100	51020.060.090	M10X50	50	51020.100.050
M5X35	200	51020.050.035	M6X100*	100	51020.060.100	M10X55*	50	51020.100.055
M5X40	200	51020.050.040				M10X60	50	51020.100.060
M5X45	200	51020.050.045	M8X40	100	51020.080.040	M10X70	50	51020.100.070
M5X50	200	51020.050.050	M8X45	100	51020.080.045	M10X80	50	51020.100.080
			M8X50	100	51020.080.050	M10X90	50	51020.100.090
M6X35	200	51020.060.035	M8X55*	100	51020.080.055	M10X100	50	51020.100.100
M6X40	200	51020.060.040	M8X60	100	51020.080.060			
M6X45	100	51020.060.045	M8X70	100	51020.080.070	M12X55*	50	51020.120.055
M6X50	100	51020.060.050	M8X80	100	51020.080.080	M12X60	50	51020.120.060
M6X55*	100	51020.060.055	M8X90*	100	51020.080.090	M12X70	50	51020.120.070
M6X60	100	51020.060.060	M8X100	50	51020.080.100	M12X80*	25	51020.120.080
M6X70	100	51020.060.070				M12X90*	25	51020.120.090
M6X80	100	51020.060.080	M10X45	100	51020.100.045			

51051 Hexagon socket head cap screw fully threaded, with serration / Cilinderschroef met binnenzeskant voldraad met vertanding onder de kop / Vis à tête cylindrique à six pans creux filetée jusqu' à proximité de la tête avec denture de blocage — Q05A

Thread Metric thread
Material Stainless steel A2
Class 70



d x L	✉	Art.number	d x L	✉	Art.number	d x L	✉	Art.number
M8X12*	500	51051.080.012	M8X28	200	51051.080.028	M8X50*	200	51051.080.050
M8X14*	200	51051.080.014	M8X30	200	51051.080.030	M8X55*	100	51051.080.055
M8X16	200	51051.080.016	M8X32*	200	51051.080.032	M8X60*	100	51051.080.060
M8X20	200	51051.080.020	M8X35	200	51051.080.035			
M8X22*	200	51051.080.022	M8X40*	200	51051.080.040	M10X20	100	51051.100.020
M8X25	200	51051.080.025	M8X45*	200	51051.080.045			

55020 Hexagon socket head cap screw fully threaded / Cilinderschroef met binnenzeskant voldraad / Vis à tête cylindrique à six pans creux filetage total — Q45A

Thread Metric thread
Material Stainless steel A4
Class 70



d x L	✉	Art.number	d x L	✉	Art.number	d x L	✉	Art.number
M4X40*	500	55020.040.040	M6X60	100	55020.060.060	M10X45*	100	55020.100.045
M4X50*	200	55020.040.050	M6X70	100	55020.060.070	M10X50*	50	55020.100.050
M4X70*	100	55020.040.070	M6X80	100	55020.060.080	M10X55*	50	55020.100.055
			M6X90	100	55020.060.090	M10X60	50	55020.100.060
M5X30	200	55020.050.030	M6X100*	100	55020.060.100	M10X70*	100	55020.100.070
M5X35*	200	55020.050.035				M10X80*	50	55020.100.080
M5X40	200	55020.050.040	M8X40	100	55020.080.040	M10X90*	50	55020.100.090
M5X45*	200	55020.050.045	M8X45*	100	55020.080.045	M10X100	50	55020.100.100
M5X50	200	55020.050.050	M8X50	100	55020.080.050			
M5X65*	200	55020.050.065	M8X55*	100	55020.080.055	M12X55*	50	55020.120.055
M5X70*	200	55020.050.070	M8X60	100	55020.080.060	M12X60	50	55020.120.060
			M8X70	100	55020.080.070	M12X70*	50	55020.120.070
M6X35	200	55020.060.035	M8X80	100	55020.080.080	M12X80*	25	55020.120.080
M6X40	200	55020.060.040	M8X90*	100	55020.080.090	M12X90*	25	55020.120.090
M6X45	100	55020.060.045	M8X100*	50	55020.080.100	M12X100	25	55020.120.100
M6X50	100	55020.060.050	M8X135*	50	55020.080.135			
M6X55*	100	55020.060.055						

56120 Hexagon socket head cap screw fully threaded / Cilinderschroef met binnenzeskant voldraad / Vis à tête cylindrique à six pans creux filetage total — W02A

Thread Metric thread
Material Plastic Polyamide (nylon)
Class 6.6
Color White



d x L	✉	Art.number	d x L	✉	Art.number	d x L	✉	Art.number
M6X10	50	56120.060.010	M8X20	50	56120.080.020	M10X30	25	56120.100.030
M6X16	50	56120.060.016	M8X25	50	56120.080.025	M10X40	25	56120.100.040
M6X20	50	56120.060.020	M8X30	50	56120.080.030	M10X50	25	56120.100.050
M6X25	50	56120.060.025	M8X40	50	56120.080.040	M10X60	25	56120.100.060
M6X30	50	56120.060.030	M8X50	50	56120.080.050			
M6X40	50	56120.060.040	M8X60	50	56120.080.060	M12X30	25	56120.120.030
M6X50	50	56120.060.050				M12X40	25	56120.120.040
			M10X20	25	56120.100.020	M12X50	25	56120.120.050
M8X16	50	56120.080.016	M10X25	25	56120.100.025	M12X60	25	56120.120.060

Hexagon socket head cap screw with low head

Cilinderschroef met binnenzeskant met lage kop / Vis à tête cylindrique à six pans creux avec tête basse

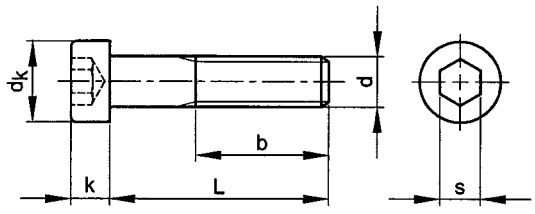

DIN 7984



Technical Data

d	b (min.)	d_k	Full thread if L ≤	k	P	s
M3	12	5.5	18	2	0.50	2
M4	14	7	20	2.8	0.70	2.5
M5	16	8.5	25	3.5	0.80	3
M6	18	10	25	4	1.00	4
M8	22	13	30	5	1.25	5
M10	26	16	35	6	1.50	7
M12	30	18	45	7	1.75	8
M16	38	24	55	9	2.00	12
M20	46	30	60	11	2.50	14
M24	54	36	80	13	3.00	17

- Due to the unfavourable head geometry these fasteners have reduced loadability.
- Steel fasteners with reduced loadability are marked with a '0' preceding the property class mark, e.g. '010.9'.
- Stainless steel fasteners with reduced loadability are either marked with a '0' preceding the property class mark, e.g. 'A2-070', or with the steel grade only, e.g. 'A2'.

Article groups

Thread	Driving features	Material	Class	Surface treatment	Code	Page
M	Hexagon socket	St.	08.8	Plain	07080	2-30
M	Hexagon socket	St.	08.8	ZPL	07090	2-31
M	Hexagon socket	St.	010.9	Plain	07105	2-32
M	Hexagon socket	St.st. A2			51040	2-32
M	Hexagon socket	St.st. A4			55040	2-33

07080 **Hexagon socket head cap screw with low head / Cilinderschroef met binnenzeskant met lage kop / Vis à tête cylindrique à six pans creux avec tête basse** **D03A**

Thread Metric thread
Material Steel
Class 08.8
Surface treatment Plain

RoHS



d x L	✉	Art.number	d x L	✉	Art.number	d x L	✉	Art.number
M3X5	500	07080.030.005	M5X14	500	07080.050.014	M6X50	200	07080.060.050
M3X6	100	07080.030.006	M5X16	200	07080.050.016	M6X55*	200	07080.060.055
M3X8	100	07080.030.008	M5X18	200	07080.050.018	M6X60	200	07080.060.060
M3X10	100	07080.030.010	M5X20	200	07080.050.020	M6X70*	200	07080.060.070
M3X12	500	07080.030.012	M5X25	200	07080.050.025			
M3X16	500	07080.030.016	M5X30	200	07080.050.030	M8X10	200	07080.080.010
M3X18*	500	07080.030.018	M5X35	200	07080.050.035	M8X12	200	07080.080.012
M3X20	100	07080.030.020	M5X40	200	07080.050.040	M8X14	200	07080.080.014
M3X30*	500	07080.030.030	M5X45*	200	07080.050.045	M8X16	200	07080.080.016
			M5X50	200	07080.050.050	M8X18	200	07080.080.018
M4X6	200	07080.040.006	M5X55*	200	07080.050.055	M8X20	200	07080.080.020
M4X8	200	07080.040.008	M5X60*	200	07080.050.060	M8X22	200	07080.080.022
M4X10	200	07080.040.010				M8X25	200	07080.080.025
M4X12	200	07080.040.012	M6X8	200	07080.060.008	M8X30	200	07080.080.030
M4X16	200	07080.040.016	M6X10	200	07080.060.010	M8X35	200	07080.080.035
M4X20	200	07080.040.020	M6X12	200	07080.060.012	M8X40	200	07080.080.040
M4X25	200	07080.040.025	M6X14	500	07080.060.014	M8X45	200	07080.080.045
M4X30	200	07080.040.030	M6X16	200	07080.060.016	M8X50	200	07080.080.050
M4X35*	500	07080.040.035	M6X18	200	07080.060.018	M8X55*	200	07080.080.055
M4X40*	500	07080.040.040	M6X20	200	07080.060.020	M8X60	200	07080.080.060
M4X45*	500	07080.040.045	M6X22	200	07080.060.022	M8X65*	200	07080.080.065
M4X50*	500	07080.040.050	M6X25	200	07080.060.025	M8X70	200	07080.080.070
			M6X30	200	07080.060.030	M8X80*	200	07080.080.080
M5X6	500	07080.050.006	M6X35	200	07080.060.035	M8X90*	100	07080.080.090
M5X8	200	07080.050.008	M6X40	200	07080.060.040	M8X100*	100	07080.080.100
M5X10	200	07080.050.010	M6X45	200	07080.060.045			
M5X12	200	07080.050.012						

07080 Hexagon socket head cap screw with low head / Cilinderschroef met binnenzeskant met lage kop / Vis à tête cylindrique à six pans creux avec tête basse ←

d x L	✉	Art.number	d x L	✉	Art.number	d x L	✉	Art.number
M10X12*	200	07080.100.012	M12X45	100	07080.120.045	M20X30	25	07080.200.030
M10X16	200	07080.100.016	M12X50	100	07080.120.050	M20X35	25	07080.200.035
M10X20	200	07080.100.020	M12X55*	100	07080.120.055	M20X40	25	07080.200.040
M10X22	200	07080.100.022	M12X60	100	07080.120.060	M20X45	25	07080.200.045
M10X25	200	07080.100.025	M12X65*	50	07080.120.065	M20X50	25	07080.200.050
M10X30	200	07080.100.030	M12X70	50	07080.120.070	M20X55	25	07080.200.055
M10X35	100	07080.100.035	M12X80	50	07080.120.080	M20X60	25	07080.200.060
M10X40	100	07080.100.040	M12X90*	50	07080.120.090	M20X70	25	07080.200.070
M10X45	100	07080.100.045	M12X100	50	07080.120.100	M20X80	25	07080.200.080
M10X50	100	07080.100.050				M20X90	25	07080.200.090
M10X55*	100	07080.100.055	M16X25	50	07080.160.025	M20X100*	25	07080.200.100
M10X60	100	07080.100.060	M16X30	50	07080.160.030	M20X110*	25	07080.200.110
M10X65*	100	07080.100.065	M16X35	50	07080.160.035	M20X120*	25	07080.200.120
M10X70	100	07080.100.070	M16X40	50	07080.160.040			
M10X75*	100	07080.100.075	M16X45	50	07080.160.045	M24X40	25	07080.240.040
M10X80	100	07080.100.080	M16X50	50	07080.160.050	M24X45	25	07080.240.045
M10X90*	100	07080.100.090	M16X55	50	07080.160.055	M24X50	25	07080.240.050
M10X100*	100	07080.100.100	M16X60	50	07080.160.060	M24X60	25	07080.240.060
M10X120*	100	07080.100.120	M16X70	25	07080.160.070	M24X70	25	07080.240.070
			M16X80	25	07080.160.080	M24X80	25	07080.240.080
M12X20	100	07080.120.020	M16X90	25	07080.160.090	M24X90	25	07080.240.090
M12X25	100	07080.120.025	M16X100	25	07080.160.100	M24X100	25	07080.240.100
M12X30	100	07080.120.030	M16X110*	25	07080.160.110	M24X120*	10	07080.240.120
M12X35	100	07080.120.035	M16X120	25	07080.160.120			
M12X40	100	07080.120.040						

07090 Hexagon socket head cap screw with low head / Cilinderschroef met binnenzeskant met lage kop / Vis à tête cylindrique à six pans creux avec tête basse D03A

Thread	Metric thread
Material	Steel
Class	08.8
Surface treatment	Zinc plated



d x L	✉	Art.number	d x L	✉	Art.number	d x L	✉	Art.number
M3X5	500	07090.030.005	M6X25	200	07090.060.025	M10X65	100	07090.100.065
M3X6	500	07090.030.006	M6X30	200	07090.060.030	M10X70	100	07090.100.070
M3X8	500	07090.030.008	M6X35	200	07090.060.035	M10X80	100	07090.100.080
M3X10	500	07090.030.010	M6X40	200	07090.060.040	M10X90*	100	07090.100.090
M3X12	500	07090.030.012	M6X45	200	07090.060.045	M10X100*	100	07090.100.100
M3X16	500	07090.030.016	M6X50	200	07090.060.050			
M3X18*	500	07090.030.018	M6X55	200	07090.060.055	M12X16	100	07090.120.016
M3X20	500	07090.030.020	M6X60	200	07090.060.060	M12X20	100	07090.120.020
M3X25*	500	07090.030.025	M6X65*	200	07090.060.065	M12X25	100	07090.120.025
			M6X70	200	07090.060.070	M12X30	100	07090.120.030
M4X6	200	07090.040.006	M6X80*	200	07090.060.080	M12X35	100	07090.120.035
M4X8	200	07090.040.008				M12X40	100	07090.120.040
M4X10	200	07090.040.010	M8X10	200	07090.080.010	M12X45	100	07090.120.045
M4X12	200	07090.040.012	M8X12	200	07090.080.012	M12X50	100	07090.120.050
M4X16	200	07090.040.016	M8X14	200	07090.080.014	M12X55	100	07090.120.055
M4X20	200	07090.040.020	M8X16	200	07090.080.016	M12X60	100	07090.120.060
M4X25	500	07090.040.025	M8X18	200	07090.080.018	M12X70*	50	07090.120.070
M4X30	500	07090.040.030	M8X20	200	07090.080.020	M12X80	50	07090.120.080
M4X35	500	07090.040.035	M8X22*	200	07090.080.022			
M4X40*	500	07090.040.040	M8X25	200	07090.080.025	M16X20	50	07090.160.020
M4X50*	500	07090.040.050	M8X30	200	07090.080.030	M16X25	50	07090.160.025
			M8X35	200	07090.080.035	M16X30	50	07090.160.030
M5X6*	500	07090.050.006	M8X40	200	07090.080.040	M16X35	50	07090.160.035
M5X8	200	07090.050.008	M8X45	200	07090.080.045	M16X40	50	07090.160.040
M5X10	200	07090.050.010	M8X50	200	07090.080.050	M16X45	50	07090.160.045
M5X12	200	07090.050.012	M8X55	200	07090.080.055	M16X50	50	07090.160.050
M5X14	500	07090.050.014	M8X60	200	07090.080.060	M16X55*	50	07090.160.055
M5X16	200	07090.050.016	M8X65*	200	07090.080.065	M16X60	50	07090.160.060
M5X20	200	07090.050.020	M8X70	200	07090.080.070	M16X70	25	07090.160.070
M5X25	200	07090.050.025	M8X80*	200	07090.080.080	M16X80	25	07090.160.080
M5X30	200	07090.050.030	M8X90	100	07090.080.090	M16X90	25	07090.160.090
M5X35	200	07090.050.035	M8X100*	100	07090.080.100	M16X100*	25	07090.160.100
M5X40	200	07090.050.040				M16X110*	25	07090.160.110
M5X45	200	07090.050.045	M10X12	200	07090.100.012			
M5X50	200	07090.050.050	M10X16	200	07090.100.016	M20X30*	25	07090.200.030
M5X55*	200	07090.050.055	M10X18	200	07090.100.018	M20X35*	25	07090.200.035
M5X60*	200	07090.050.060	M10X20	200	07090.100.020	M20X40	25	07090.200.040
			M10X25	200	07090.100.025	M20X45*	25	07090.200.045
M6X8	500	07090.060.008	M10X30	200	07090.100.030	M20X50	25	07090.200.050
M6X10	200	07090.060.010	M10X35	100	07090.100.035	M20X60	25	07090.200.060
M6X12	200	07090.060.012	M10X40	100	07090.100.040	M20X70	25	07090.200.070
M6X14	500	07090.060.014	M10X45	100	07090.100.045	M20X80	25	07090.200.080
M6X16	200	07090.060.016	M10X50	100	07090.100.050	M20X90*	25	07090.200.090
M6X18	500	07090.060.018	M10X55	100	07090.100.055			
M6X20	200	07090.060.020	M10X60	100	07090.100.060	M24X40*	1	07090.240.040

07090 Hexagon socket head cap screw with low head / Cilinderschroef met binnenzeskant met lage kop / Vis à tête cylindrique à six pans creux avec tête basse

d x L	✉	Art.number	d x L	✉	Art.number	d x L	✉	Art.number
M24X50	1	07090.240.050	M24X70*	1	07090.240.070	M24X100*	1	07090.240.100
M24X60*	1	07090.240.060	M24X80*	1	07090.240.080			

07105 Hexagon socket head cap screw with low head / Cilinderschroef met binnenzeskant met lage kop / Vis à tête cylindrique à six pans creux avec tête basse D03A

Thread Metric thread
Material Steel
Class 010.9
Surface treatment Plain



d x L	✉	Art.number	d x L	✉	Art.number	d x L	✉	Art.number
M4X8	200	07105.040.008	M6X40	200	07105.060.040	M12X30	100	07105.120.030
M4X10	200	07105.040.010				M12X35	100	07105.120.035
M4X12	200	07105.040.012	M8X10	200	07105.080.010	M12X40	100	07105.120.040
M4X16	200	07105.040.016	M8X12	200	07105.080.012	M12X45	100	07105.120.045
M4X20	200	07105.040.020	M8X16	200	07105.080.016	M12X50	50	07105.120.050
M4X25	500	07105.040.025	M8X20	200	07105.080.020	M12X60	50	07105.120.060
M4X30*	500	07105.040.030	M8X25	200	07105.080.025			
			M8X30	200	07105.080.030	M16X30	25	07105.160.030
M5X10	200	07105.050.010	M8X35	200	07105.080.035	M16X40	25	07105.160.040
M5X12	200	07105.050.012	M8X40	200	07105.080.040	M16X45	25	07105.160.045
M5X16	200	07105.050.016	M8X50	200	07105.080.050	M16X50	25	07105.160.050
M5X20	200	07105.050.020				M16X60	25	07105.160.060
M5X25	200	07105.050.025	M10X16	200	07105.100.016	M16X70	25	07105.160.070
M5X30	500	07105.050.030	M10X20	200	07105.100.020	M16X80	25	07105.160.080
			M10X25	200	07105.100.025			
M6X10	200	07105.060.010	M10X30	200	07105.100.030	M20X30	25	07105.200.030
M6X12	200	07105.060.012	M10X35	100	07105.100.035	M20X40	25	07105.200.040
M6X16	200	07105.060.016	M10X40	100	07105.100.040	M20X50	25	07105.200.050
M6X20	200	07105.060.020	M10X50	100	07105.100.050	M20X60	25	07105.200.060
M6X25	200	07105.060.025				M20X70	25	07105.200.070
M6X30	200	07105.060.030	M12X20	100	07105.120.020	M20X80	25	07105.200.080
M6X35	200	07105.060.035	M12X25	100	07105.120.025	M20X100	25	07105.200.100

- Warning: electroplating of these products may cause hydrogen embrittlement.

51040 Hexagon socket head cap screw with low head / Cilinderschroef met binnenzeskant met lage kop / Vis à tête cylindrique à six pans creux avec tête basse Q05A

Thread Metric thread
Material Stainless steel A2



d x L	✉	Art.number	d x L	✉	Art.number	d x L	✉	Art.number
M3X3*	1.000	51040.030.003	M4X40	200	51040.040.040	M6X18	200	51040.060.018
M3X4	1.000	51040.030.004	M4X45*	200	51040.040.045	M6X20	200	51040.060.020
M3X5	1.000	51040.030.005	M4X50*	200	51040.040.050	M6X22*	200	51040.060.022
M3X6	1.000	51040.030.006	M4X55*	200	51040.040.055	M6X25	100	51040.060.025
M3X8	1.000	51040.030.008	M4X60*	100	51040.040.060	M6X30	100	51040.060.030
M3X10	1.000	51040.030.010				M6X33*	200	51040.060.033
M3X12	1.000	51040.030.012	M5X5*	500	51040.050.005	M6X35	100	51040.060.035
M3X14*	1.000	51040.030.014	M5X6	500	51040.050.006	M6X40	100	51040.060.040
M3X16	1.000	51040.030.016	M5X8	200	51040.050.008	M6X45	100	51040.060.045
M3X18*	1.000	51040.030.018	M5X10	200	51040.050.010	M6X50	100	51040.060.050
M3X20	1.000	51040.030.020	M5X12	200	51040.050.012	M6X55	100	51040.060.055
M3X22*	1.000	51040.030.022	M5X14	500	51040.050.014	M6X60	100	51040.060.060
M3X25*	1.000	51040.030.025	M5X16	200	51040.050.016	M6X65*	100	51040.060.065
M3X30*	1.000	51040.030.030	M5X18	500	51040.050.018	M6X70	100	51040.060.070
M3X35*	500	51040.030.035	M5X20	200	51040.050.020	M6X75*	100	51040.060.075
M3X40*	500	51040.030.040	M5X22*	500	51040.050.022	M6X80*	100	51040.060.080
M3X45*	500	51040.030.045	M5X25	200	51040.050.025	M6X90*	100	51040.060.090
M3X50*	200	51040.030.050	M5X30	200	51040.050.030	M6X100*	100	51040.060.100
			M5X35	200	51040.050.035	M6X120*	100	51040.060.120
M4X4	1.000	51040.040.004	M5X40	200	51040.050.040			
M4X5*	1.000	51040.040.005	M5X45	200	51040.050.045	M8X8	500	51040.080.008
M4X6	200	51040.040.006	M5X50	100	51040.050.050	M8X10	500	51040.080.010
M4X8	200	51040.040.008	M5X60*	100	51040.050.060	M8X12	100	51040.080.012
M4X10	200	51040.040.010	M5X65*	100	51040.050.065	M8X14*	200	51040.080.014
M4X12	200	51040.040.012	M5X70*	100	51040.050.070	M8X16	100	51040.080.016
M4X14	1.000	51040.040.014	M5X75*	100	51040.050.075	M8X18	200	51040.080.018
M4X16	200	51040.040.016	M5X80*	100	51040.050.080	M8X20	100	51040.080.020
M4X18*	1.000	51040.040.018				M8X22	200	51040.080.022
M4X20	200	51040.040.020	M6X8	500	51040.060.008	M8X25	100	51040.080.025
M4X22	500	51040.040.022	M6X10	200	51040.060.010	M8X30	100	51040.080.030
M4X25	500	51040.040.025	M6X12	200	51040.060.012	M8X35	100	51040.080.035
M4X30	200	51040.040.030	M6X14	200	51040.060.014	M8X40	100	51040.080.040
M4X35	200	51040.040.035	M6X16	200	51040.060.016	M8X45	50	51040.080.045

51040 Hexagon socket head cap screw with low head / Cilinderschroef met binnenzeskant met lage kop / Vis à tête cylindrique à six pans creux avec tête basse ←

d x L	✉	Art.number	d x L	✉	Art.number	d x L	✉	Art.number
M8X50	50	51040.080.050	M10X70	25	51040.100.070	M16X30	10	51040.160.030
M8X55*	100	51040.080.055	M10X80	50	51040.100.080	M16X35	10	51040.160.035
M8X60	50	51040.080.060	M10X90*	50	51040.100.090	M16X40*	25	51040.160.040
M8X65*	100	51040.080.065	M10X100*	50	51040.100.100	M16X45	10	51040.160.045
M8X70	100	51040.080.070				M16X50	10	51040.160.050
M8X75*	100	51040.080.075	M12X16*	50	51040.120.016	M16X55	25	51040.160.055
M8X80*	100	51040.080.080	M12X20	50	51040.120.020	M16X60	10	51040.160.060
M8X90	100	51040.080.090	M12X22*	50	51040.120.022	M16X65*	25	51040.160.065
M8X100*	50	51040.080.100	M12X25	50	51040.120.025	M16X70*	25	51040.160.070
M8X110*	50	51040.080.110	M12X30	50	51040.120.030	M16X80	5	51040.160.080
M8X120*	50	51040.080.120	M12X35	50	51040.120.035	M16X90*	25	51040.160.090
			M12X40	25	51040.120.040	M16X100	5	51040.160.100
M10X16	100	51040.100.016	M12X45	25	51040.120.045	M16X150*	25	51040.160.150
M10X18*	100	51040.100.018	M12X50	25	51040.120.050			
M10X20	100	51040.100.020	M12X55	50	51040.120.055	M20X30*	25	51040.200.030
M10X22*	100	51040.100.022	M12X60	25	51040.120.060	M20X35*	25	51040.200.035
M10X25	50	51040.100.025	M12X65*	50	51040.120.065	M20X40*	25	51040.200.040
M10X30	50	51040.100.030	M12X70	25	51040.120.070	M20X45	25	51040.200.045
M10X35	50	51040.100.035	M12X75*	25	51040.120.075	M20X50*	25	51040.200.050
M10X40	50	51040.100.040	M12X80	25	51040.120.080	M20X60	5	51040.200.060
M10X45	50	51040.100.045	M12X90*	25	51040.120.090	M20X70*	25	51040.200.070
M10X50	50	51040.100.050	M12X100	25	51040.120.100	M20X80*	25	51040.200.080
M10X55*	50	51040.100.055	M12X120*	25	51040.120.120	M20X90*	25	51040.200.090
M10X60	50	51040.100.060				M20X100*	25	51040.200.100
M10X65*	50	51040.100.065	M16X25*	25	51040.160.025	M20X110*	25	51040.200.110

55040 Hexagon socket head cap screw with low head / Cilinderschroef met binnenzeskant met lage kop / Vis à tête cylindrique à six pans creux avec tête basse Q45A

Thread Metric thread
Material Stainless steel A4

RoHS



d x L	✉	Art.number	d x L	✉	Art.number	d x L	✉	Art.number
M3X4*	1.000	55040.030.004	M5X45*	200	55040.050.045	M8X65*	100	55040.080.065
M3X5*	1.000	55040.030.005	M5X50*	200	55040.050.050	M8X70*	100	55040.080.070
M3X6	1.000	55040.030.006	M5X60*	100	55040.050.060	M8X80*	100	55040.080.080
M3X8	1.000	55040.030.008	M5X65*	100	55040.050.065	M8X90*	100	55040.080.090
M3X10*	1.000	55040.030.010	M5X75*	100	55040.050.075	M8X100*	50	55040.080.100
M3X12*	1.000	55040.030.012	M5X80*	100	55040.050.080			
M3X14*	1.000	55040.030.014				M10X16*	100	55040.100.016
M3X16	1.000	55040.030.016	M6X8*	500	55040.060.008	M10X18*	100	55040.100.018
M3X18*	1.000	55040.030.018	M6X10	500	55040.060.010	M10X20*	100	55040.100.020
M3X20*	1.000	55040.030.020	M6X12	500	55040.060.012	M10X22*	100	55040.100.022
M3X22*	1.000	55040.030.022	M6X14*	200	55040.060.014	M10X25*	100	55040.100.025
M3X25*	1.000	55040.030.025	M6X16	200	55040.060.016	M10X30	100	55040.100.030
M3X30*	1.000	55040.030.030	M6X18*	200	55040.060.018	M10X35*	100	55040.100.035
M3X35*	500	55040.030.035	M6X20	200	55040.060.020	M10X40*	100	55040.100.040
			M6X22*	200	55040.060.022	M10X45*	100	55040.100.045
M4X4*	1.000	55040.040.004	M6X25	200	55040.060.025	M10X50*	50	55040.100.050
M4X5*	1.000	55040.040.005	M6X30	200	55040.060.030	M10X55*	50	55040.100.055
M4X6	1.000	55040.040.006	M6X35	200	55040.060.035	M10X60*	50	55040.100.060
M4X8*	1.000	55040.040.008	M6X40	200	55040.060.040	M10X65*	50	55040.100.065
M4X10	1.000	55040.040.010	M6X45*	100	55040.060.045	M10X70*	50	55040.100.070
M4X12	1.000	55040.040.012	M6X50	100	55040.060.050	M10X75*	50	55040.100.075
M4X14*	1.000	55040.040.014	M6X55*	100	55040.060.055	M10X80*	50	55040.100.080
M4X16	1.000	55040.040.016	M6X60*	100	55040.060.060	M10X100*	50	55040.100.100
M4X18*	1.000	55040.040.018	M6X65*	100	55040.060.065	M10X110*	50	55040.100.110
M4X20	500	55040.040.020	M6X70*	100	55040.060.070			
M4X22*	500	55040.040.022	M6X80*	100	55040.060.080	M12X16*	50	55040.120.016
M4X25*	500	55040.040.025	M6X90*	100	55040.060.090	M12X18*	50	55040.120.018
M4X30*	500	55040.040.030	M6X100*	100	55040.060.100	M12X20*	50	55040.120.020
M4X35*	200	55040.040.035				M12X25	50	55040.120.025
M4X40*	200	55040.040.040	M8X8*	500	55040.080.008	M12X30	50	55040.120.030
M4X50*	200	55040.040.050	M8X10*	500	55040.080.010	M12X35*	50	55040.120.035
M4X60*	100	55040.040.060	M8X12*	500	55040.080.012	M12X40*	50	55040.120.040
			M8X14*	200	55040.080.014	M12X45*	50	55040.120.045
M5X6*	500	55040.050.006	M8X16	200	55040.080.016	M12X50*	50	55040.120.050
M5X8*	500	55040.050.008	M8X18*	200	55040.080.018	M12X55*	50	55040.120.055
M5X10	500	55040.050.010	M8X20	200	55040.080.020	M12X60*	50	55040.120.060
M5X12	500	55040.050.012	M8X22*	200	55040.080.022	M12X65*	50	55040.120.065
M5X14*	500	55040.050.014	M8X25	100	55040.080.025	M12X70*	50	55040.120.070
M5X16	500	55040.050.016	M8X30	100	55040.080.030	M12X80*	25	55040.120.080
M5X18*	500	55040.050.018	M8X35*	100	55040.080.035	M12X90*	25	55040.120.090
M5X20	500	55040.050.020	M8X40	100	55040.080.040	M12X100*	25	55040.120.100
M5X25	200	55040.050.025	M8X45*	100	55040.080.045	M12X110*	25	55040.120.110
M5X30*	200	55040.050.030	M8X50	100	55040.080.050			
M5X35*	200	55040.050.035	M8X55*	100	55040.080.055	M16X25*	25	55040.160.025
M5X40*	200	55040.050.040	M8X60*	100	55040.080.060	M16X30	25	55040.160.030

55040	Hexagon socket head cap screw with low head / Cilinderschroef met binnenzeskant met lage kop / Vis à tête cylindrique à six pans creux avec tête basse	←

d x L	✉	Art.number	d x L	✉	Art.number	d x L	✉	Art.number
M16X35*	25	55040.160.035	M16X80*	25	55040.160.080	M20X60*	25	55040.200.060
M16X40*	25	55040.160.040				M20X65*	25	55040.200.065
M16X45*	25	55040.160.045	M20X30*	25	55040.200.030	M20X70*	25	55040.200.070
M16X50	25	55040.160.050	M20X35*	25	55040.200.035	M20X80*	25	55040.200.080
M16X55*	25	55040.160.055	M20X40*	25	55040.200.040	M20X90*	25	55040.200.090
M16X60*	25	55040.160.060	M20X45*	25	55040.200.045	M20X120*	25	55040.200.120
M16X65*	25	55040.160.065	M20X50*	25	55040.200.050			
M16X70*	25	55040.160.070	M20X55*	25	55040.200.055			

Hexagon socket head cap screw with low head and pilot recess

Cilinderschroef met binnenzeskant met lage kop en tapgeleiding / Vis à tête cylindrique à six pans creux à centrage, avec tête basse

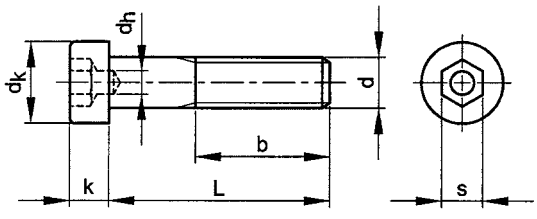

DIN 6912



Technical Data

d	b (min.): L≤125mm	b (min.): 125mm<L≤200mm	b (min.): L>200mm	d_h	d_k	Full thread if L ≤	k	P	s
M3 (≠DIN)	12	-	-	1.5	5.5	18	2	0.50	2
M4	14	-	-	2	7	16	2.8	0.70	3
M5	16	-	-	2.5	8.5	20	3.5	0.80	4
M6	18	-	-	3	10	25	4	1.00	5
M8	22	-	-	4	13	30	5	1.25	6
M10	26	32	-	5	16	35	6.5	1.50	8
M12	30	36	-	6	18	45	7.5	1.75	10
M14	34	40	-	7	21	50	8.5	2.00	12
M16	38	44	57	8	24	50	10	2.00	14
M20	46	52	65	10	30	60	12	2.50	17
M24	54	60	73	12	36	80	14	3.00	19
M30	66	72	85	15	45	70	17.5	3.50	22
M36	78	84	97	18	54	80	21.5	4.00	27

- Due to the unfavourable head geometry these fasteners have reduced loadability.
- Steel fasteners with reduced loadability are marked with a '0' preceding the property class mark, e.g. '010.9'.
- Stainless steel fasteners with reduced loadability are either marked with a '0' preceding the property class mark, e.g. 'A2-070', or with the steel grade only, e.g. 'A2'.

Article groups

Thread	Driving features	Material	Class	Surface treatment	Code	Page
M	Hexagon socket	St.	08.8	Plain	07030	2-34
M	Hexagon socket	St.	08.8	ZPL	07031	2-35
M	Hexagon socket	St.	010.9	Plain	07051	2-36
M	Hexagon socket	St.	010.9	ZPL	07055	2-37
M	Hexagon socket	St.st. A2			51042	2-37
M	Hexagon socket	St.st. A4			55042	2-38

07030	Hexagon socket head cap screw with low head and pilot recess / Cilinderschroef met binnenzeskant met lage kop en tapgeleiding / Vis à tête cylindrique à six pans creux à centrage, avec tête basse	D03A

Thread Metric thread
Material Steel
Class 08.8
Surface treatment Plain

RoHS



d x L	✉	Art.number	d x L	✉	Art.number	d x L	✉	Art.number
M4X6*	500	07030.040.006	M4X35*	100	07030.040.035	M5X20	200	07030.050.020
M4X8	200	07030.040.008	M4X40*	500	07030.040.040	M5X25	200	07030.050.025
M4X10	200	07030.040.010				M5X30	200	07030.050.030
M4X12	200	07030.040.012	M5X6*	500	07030.050.006	M5X35	200	07030.050.035
M4X16	200	07030.040.016	M5X8*	500	07030.050.008	M5X40	200	07030.050.040
M4X18*	500	07030.040.018	M5X10	200	07030.050.010	M5X45*	200	07030.050.045
M4X20	200	07030.040.020	M5X12	200	07030.050.012	M5X50*	200	07030.050.050
M4X25	200	07030.040.025	M5X16	200	07030.050.016	M5X55*	200	07030.050.055
M4X30*	500	07030.040.030	M5X18*	500	07030.050.018	M5X60*	200	07030.050.060

07030 Hexagon socket head cap screw with low head and pilot recess / Cilinderschroef met binnenzeskant met lage kop en tapgeleiding / Vis à tête cylindrique à six pans creux à centrage, avec tête basse

d x L	✉	Art.number
M6X8	500	07030.060.008
M6X10	200	07030.060.010
M6X12	200	07030.060.012
M6X16	200	07030.060.016
M6X18	500	07030.060.018
M6X20	200	07030.060.020
M6X22*	500	07030.060.022
M6X25	200	07030.060.025
M6X30	200	07030.060.030
M6X35	200	07030.060.035
M6X40	200	07030.060.040
M6X45	200	07030.060.045
M6X50	200	07030.060.050
M6X55*	200	07030.060.055
M6X60	200	07030.060.060
M6X65*	200	07030.060.065
M6X70*	200	07030.060.070
M6X75*	200	07030.060.075
M6X80*	200	07030.060.080
M6X90*	200	07030.060.090
M6X100*	200	07030.060.100
M6X110*	200	07030.060.110
M6X120*	200	07030.060.120
M8X10*	200	07030.080.010
M8X12	200	07030.080.012
M8X16	200	07030.080.016
M8X18*	200	07030.080.018
M8X20	200	07030.080.020
M8X22*	200	07030.080.022
M8X25	200	07030.080.025
M8X30	200	07030.080.030
M8X35	200	07030.080.035
M8X40	200	07030.080.040
M8X45	200	07030.080.045
M8X50	200	07030.080.050
M8X55*	200	07030.080.055
M8X60	200	07030.080.060
M8X65*	200	07030.080.065
M8X70*	200	07030.080.070
M8X75*	200	07030.080.075
M8X80	200	07030.080.080
M8X90*	100	07030.080.090
M8X100*	100	07030.080.100
M8X110*	100	07030.080.110
M8X120*	100	07030.080.120
M10X16*	200	07030.100.016
M10X18*	200	07030.100.018
M10X20	200	07030.100.020
M10X22	200	07030.100.022
M10X25	200	07030.100.025
M10X30	200	07030.100.030
M10X35	100	07030.100.035
M10X40	100	07030.100.040
M10X45*	100	07030.100.045
M10X50	100	07030.100.050
M10X55*	100	07030.100.055
M10X60	100	07030.100.060
M10X65*	100	07030.100.065
M10X70*	100	07030.100.070
M10X75*	100	07030.100.075
M10X80	100	07030.100.080
M10X90*	100	07030.100.090
M10X100	100	07030.100.100
M10X110*	100	07030.100.110
M10X120*	100	07030.100.120
M10X130*	50	07030.100.130
M10X140*	50	07030.100.140
M12X16*	100	07030.120.016
M12X20	100	07030.120.020
M12X25	100	07030.120.025
M12X30	100	07030.120.030
M12X35	100	07030.120.035
M12X40	100	07030.120.040
M12X45	100	07030.120.045
M12X50	100	07030.120.050
M12X55*	100	07030.120.055
M12X60	100	07030.120.060
M12X65*	100	07030.120.065
M12X70	100	07030.120.070
M12X75*	50	07030.120.075
M12X80	50	07030.120.080
M12X90*	50	07030.120.090
M12X100	50	07030.120.100
M12X110	50	07030.120.110
M12X120*	50	07030.120.120
M12X130*	50	07030.120.130
M12X140*	50	07030.120.140
M12X150*	50	07030.120.150
M12X160*	10	07030.120.160
M14X30*	100	07030.140.030
M14X35*	100	07030.140.035
M14X40*	100	07030.140.040
M14X45*	50	07030.140.045
M14X50*	50	07030.140.050
M14X60*	50	07030.140.060
M14X70*	50	07030.140.070
M14X80*	50	07030.140.080
M14X90*	50	07030.140.090
M14X100*	50	07030.140.100
M16X25*	50	07030.160.025
M16X30	50	07030.160.030
M16X35	50	07030.160.035
M16X40	50	07030.160.040
M16X45	50	07030.160.045
M16X50	50	07030.160.050
M16X55*	50	07030.160.055
M16X60	50	07030.160.060
M16X65*	50	07030.160.065
M16X70	50	07030.160.070
M16X75*	50	07030.160.075
M16X80	50	07030.160.080
M16X90	25	07030.160.090
M16X100	25	07030.160.100
M16X110*	25	07030.160.110
M16X120*	25	07030.160.120
M16X130*	25	07030.160.130
M16X140*	25	07030.160.140
M16X150*	25	07030.160.150
M16X160*	25	07030.160.160
M16X180*	25	07030.160.180
M16X200*	25	07030.160.200
M20X30*	25	07030.200.030
M20X35*	25	07030.200.035
M20X40	25	07030.200.040
M20X45	25	07030.200.045
M20X50	25	07030.200.050
M20X55*	25	07030.200.055
M20X60	25	07030.200.060
M20X65*	25	07030.200.065
M20X70*	25	07030.200.070
M20X80	25	07030.200.080
M20X90	25	07030.200.090
M20X100	25	07030.200.100
M20X110*	25	07030.200.110
M20X120	25	07030.200.120
M20X130*	25	07030.200.130
M20X140	25	07030.200.140
M20X150*	25	07030.200.150
M20X160*	10	07030.200.160
M20X180*	10	07030.200.180
M20X220*	10	07030.200.220
M24X40*	25	07030.240.040
M24X45*	25	07030.240.045
M24X50	10	07030.240.050
M24X55*	25	07030.240.055
M24X60	10	07030.240.060
M24X70	10	07030.240.070
M24X80	10	07030.240.080
M24X90*	1	07030.240.090
M24X100*	1	07030.240.100
M24X120	10	07030.240.120
M24X130*	10	07030.240.130
M24X140*	10	07030.240.140
M24X180*	10	07030.240.180
M30X50*	10	07030.300.050
M30X55*	10	07030.300.055
M30X60*	10	07030.300.060
M30X70*	10	07030.300.070
M30X80*	10	07030.300.080
M30X90*	10	07030.300.090
M30X100*	10	07030.300.100
M30X110*	10	07030.300.110
M30X120*	10	07030.300.120
M30X150*	10	07030.300.150
M30X160*	10	07030.300.160
M36X60*	10	07030.360.060
M36X70*	10	07030.360.070
M36X80*	10	07030.360.080

07031 Hexagon socket head cap screw with low head and pilot recess / Cilinderschroef met binnenzeskant met lage kop en tapgeleiding / Vis à tête cylindrique à six pans creux à centrage, avec tête basse — D03A

Thread	Metric thread
Material	Steel
Class	08.8
Surface treatment	Zinc plated



d x L	✉	Art.number
M4X6*	500	07031.040.006
M4X8*	500	07031.040.008
M4X10	500	07031.040.010
M4X12	500	07031.040.012
M4X14*	500	07031.040.014
M4X16	500	07031.040.016
M4X18*	500	07031.040.018
M4X20*	500	07031.040.020
M4X25*	500	07031.040.025
M4X30*	500	07031.040.030
M4X35*	500	07031.040.035
M4X40*	500	07031.040.040
M5X6*	500	07031.050.006
M5X8*	500	07031.050.008
M5X10	500	07031.050.010
M5X12	500	07031.050.012
M5X16	500	07031.050.016
M5X18*	500	07031.050.018
M5X20*	500	07031.050.020
M5X25*	500	07031.050.025
M5X30*	500	07031.050.030
M5X35*	200	07031.050.035
M5X40*	200	07031.050.040
M5X45*	200	07031.050.045
M5X50*	200	07031.050.050
M5X55*	200	07031.050.055
M5X60*	200	07031.050.060
M6X8*	500	07031.060.008

07031 Hexagon socket head cap screw with low head and pilot recess / Cilinderschroef met binnenzeskant met lage kop en tapgeleiding / Vis à tête cylindrique à six pans creux à centrage, avec tête basse ←

d x L	✉	Art.number	d x L	✉	Art.number	d x L	✉	Art.number
M6X10*	500	07031.060.010	M10X35	200	07031.100.035	M16X50*	50	07031.160.050
M6X12	500	07031.060.012	M10X40*	100	07031.100.040	M16X60*	50	07031.160.060
M6X14*	500	07031.060.014	M10X45*	100	07031.100.045	M16X70*	50	07031.160.070
M6X16	500	07031.060.016	M10X50*	100	07031.100.050	M16X80*	50	07031.160.080
M6X18*	500	07031.060.018	M10X55*	100	07031.100.055	M16X90*	25	07031.160.090
M6X20	500	07031.060.020	M10X60*	100	07031.100.060	M16X100*	25	07031.160.100
M6X22*	500	07031.060.022	M10X65*	100	07031.100.065	M16X110*	25	07031.160.110
M6X25*	500	07031.060.025	M10X70*	100	07031.100.070	M16X120*	25	07031.160.120
M6X30*	500	07031.060.030	M10X75*	100	07031.100.075	M16X130*	25	07031.160.130
M6X35*	200	07031.060.035	M10X80*	100	07031.100.080	M16X140*	25	07031.160.140
M6X40*	200	07031.060.040	M10X90*	100	07031.100.090	M16X150*	25	07031.160.150
M6X45*	200	07031.060.045	M10X100*	100	07031.100.100	M16X160*	25	07031.160.160
M6X50*	200	07031.060.050	M10X120*	100	07031.100.120	M16X180*	25	07031.160.180
M6X55*	200	07031.060.055	M10X130*	100	07031.100.130	M16X200*	25	07031.160.200
M6X60*	200	07031.060.060	M10X140*	50	07031.100.140			
M6X65*	200	07031.060.065				M20X30*	25	07031.200.030
M6X70*	200	07031.060.070	M12X16*	100	07031.120.016	M20X35*	25	07031.200.035
M6X80*	200	07031.060.080	M12X20*	100	07031.120.020	M20X40*	25	07031.200.040
M6X90*	200	07031.060.090	M12X25	100	07031.120.025	M20X45*	25	07031.200.045
M6X100*	200	07031.060.100	M12X30	100	07031.120.030	M20X50*	25	07031.200.050
M6X110*	200	07031.060.110	M12X35*	100	07031.120.035	M20X60*	25	07031.200.060
M6X120*	200	07031.060.120	M12X40*	100	07031.120.040	M20X70*	25	07031.200.070
			M12X45*	100	07031.120.045	M20X80*	25	07031.200.080
M8X10*	200	07031.080.010	M12X50*	100	07031.120.050	M20X90*	25	07031.200.090
M8X12	200	07031.080.012	M12X55*	100	07031.120.055	M20X100*	25	07031.200.100
M8X14*	200	07031.080.014	M12X60*	100	07031.120.060	M20X110*	25	07031.200.110
M8X16	200	07031.080.016	M12X65*	100	07031.120.065	M20X120*	25	07031.200.120
M8X18*	200	07031.080.018	M12X70*	100	07031.120.070	M20X130*	25	07031.200.130
M8X20	200	07031.080.020	M12X80*	50	07031.120.080	M20X140*	25	07031.200.140
M8X22*	200	07031.080.022	M12X90*	50	07031.120.090	M20X150*	25	07031.200.150
M8X25	200	07031.080.025	M12X100*	50	07031.120.100	M20X160*	10	07031.200.160
M8X30	200	07031.080.030	M12X110*	50	07031.120.110	M20X180*	10	07031.200.180
M8X35*	200	07031.080.035	M12X120*	50	07031.120.120	M20X200*	10	07031.200.200
M8X40*	200	07031.080.040	M12X130*	50	07031.120.130	M20X220*	5	07031.200.220
M8X45*	200	07031.080.045	M12X140*	50	07031.120.140			
M8X50*	200	07031.080.050	M12X150*	50	07031.120.150	M24X40*	5	07031.240.040
M8X55	200	07031.080.055	M12X160*	25	07031.120.160	M24X45*	20	07031.240.045
M8X60*	200	07031.080.060	M12X180*	25	07031.120.180	M24X50*	25	07031.240.050
M8X65*	200	07031.080.065				M24X60*	25	07031.240.060
M8X70*	200	07031.080.070	M14X30*	100	07031.140.030	M24X70*	15	07031.240.070
M8X75*	200	07031.080.075	M14X35*	100	07031.140.035	M24X80*	15	07031.240.080
M8X80*	200	07031.080.080	M14X40*	100	07031.140.040	M24X90*	25	07031.240.090
M8X90*	100	07031.080.090	M14X45*	50	07031.140.045	M24X100*	10	07031.240.100
M8X100*	100	07031.080.100	M14X50*	50	07031.140.050			
M8X105*	100	07031.080.105	M14X60*	50	07031.140.060	M30X50*	10	07031.300.050
M8X110*	100	07031.080.110	M14X70*	50	07031.140.070	M30X55*	10	07031.300.055
						M30X60*	10	07031.300.060
M10X16*	200	07031.100.016	M16X25*	50	07031.160.025	M30X70*	10	07031.300.070
M10X18*	200	07031.100.018	M16X30*	50	07031.160.030	M30X80*	5	07031.300.080
M10X20	200	07031.100.020	M16X35*	50	07031.160.035	M30X90*	5	07031.300.090
M10X25	200	07031.100.025	M16X40*	50	07031.160.040	M30X100*	5	07031.300.100
M10X30	200	07031.100.030	M16X45*	50	07031.160.045			

07051 Hexagon socket head cap screw with low head and pilot recess / Cilinderschroef met binnenzeskant met lage kop en tapgeleiding / Vis à tête cylindrique à six pans creux à centrage, avec tête basse D03A

Thread Metric thread
Material Steel
Class 010.9
Surface treatment Plain

RoHS



d x L	✉	Art.number	d x L	✉	Art.number	d x L	✉	Art.number
M6X10*	500	07051.060.010						
M6X12*	500	07051.060.012	M10X16*	200	07051.100.016	M16X30*	50	07051.160.030
M6X16*	500	07051.060.016	M10X20*	200	07051.100.020	M16X35*	50	07051.160.035
M6X20*	500	07051.060.020	M10X25*	200	07051.100.025	M16X40*	50	07051.160.040
M6X25*	500	07051.060.025	M10X30*	200	07051.100.030	M16X45*	50	07051.160.045
M6X30*	500	07051.060.030	M10X35*	200	07051.100.035	M16X50*	50	07051.160.050
M6X35*	200	07051.060.035	M10X40*	100	07051.100.040	M16X60*	50	07051.160.060
M6X40*	200	07051.060.040	M10X45*	100	07051.100.045	M16X70*	50	07051.160.070
			M10X50*	100	07051.100.050	M16X80*	50	07051.160.080
M8X16*	200	07051.080.016	M10X60*	100	07051.100.060			
M8X20	200	07051.080.020				M20X40*	25	07051.200.040
M8X25	200	07051.080.025	M12X25*	100	07051.120.025	M20X50*	25	07051.200.050
M8X30*	200	07051.080.030	M12X30*	100	07051.120.030	M20X60*	25	07051.200.060
M8X35*	200	07051.080.035	M12X35*	100	07051.120.035	M20X70*	25	07051.200.070
M8X40*	200	07051.080.040	M12X40*	100	07051.120.040			
M8X45*	200	07051.080.045	M12X45*	100	07051.120.045	M24X40*	25	07051.240.040
M8X50*	200	07051.080.050	M12X50*	100	07051.120.050	M24X50*	25	07051.240.050
M8X60*	200	07051.080.060	M12X60*	100	07051.120.060	M24X60*	25	07051.240.060

07051 Hexagon socket head cap screw with low head and pilot recess / Cilinderschroef met binnenzeskant met lage kop en tapgeleiding / Vis à tête cylindrique à six pans creux à centrage, avec tête basse ←

d x L	✉	Art.number	d x L	✉	Art.number	d x L	✉	Art.number
M24X70*	25	07051.240.070	M24X80*	25	07051.240.080	M24X90*	25	07051.240.090

- Warning: electroplating of these products may cause hydrogen embrittlement.

07055 Hexagon socket head cap screw with low head and pilot recess / Cilinderschroef met binnenzeskant met lage kop en tapgeleiding / Vis à tête cylindrique à six pans creux à centrage, avec tête basse D03A

Thread Metric thread
Material Steel
Class 010.9
Surface treatment Zinc plated

RoHS



d x L	✉	Art.number	d x L	✉	Art.number	d x L	✉	Art.number
M6X12*	500	07055.060.012	M8X25*	200	07055.080.025			
M6X16*	500	07055.060.016	M8X30*	200	07055.080.030	M12X25*	100	07055.120.025
M6X20	500	07055.060.020				M12X30*	100	07055.120.030
M6X25*	500	07055.060.025	M10X20*	200	07055.100.020			
M6X30*	500	07055.060.030	M10X25*	200	07055.100.025	M16X30*	50	07055.160.030
			M10X30*	200	07055.100.030	M16X35*	50	07055.160.035
M8X16*	200	07055.080.016	M10X40*	100	07055.100.040	M16X40*	50	07055.160.040
M8X20*	200	07055.080.020						

- Warning: electroplating of these products may cause hydrogen embrittlement.

51042 Hexagon socket head cap screw with low head and pilot recess / Cilinderschroef met binnenzeskant met lage kop en tapgeleiding / Vis à tête cylindrique à six pans creux à centrage, avec tête basse Q05A

Thread Metric thread
Material Stainless steel A2

RoHS



d x L	✉	Art.number	d x L	✉	Art.number	d x L	✉	Art.number
M3X5*	1.000	51042.030.005	M5X65*	100	51042.050.065	M8X80	10	51042.080.080
M3X6*	1.000	51042.030.006	M5X70*	100	51042.050.070	M8X85*	100	51042.080.085
M3X8*	1.000	51042.030.008	M5X80*	100	51042.050.080	M8X90*	100	51042.080.090
M3X10*	1.000	51042.030.010				M8X100	10	51042.080.100
M3X12*	1.000	51042.030.012	M6X8	100	51042.060.008	M8X120*	50	51042.080.120
M3X16*	1.000	51042.030.016	M6X10	100	51042.060.010			
M3X20*	1.000	51042.030.020	M6X12	100	51042.060.012	M10X16	50	51042.100.016
M3X25*	1.000	51042.030.025	M6X14*	200	51042.060.014	M10X18*	100	51042.100.018
M3X30*	1.000	51042.030.030	M6X16	100	51042.060.016	M10X20	50	51042.100.020
			M6X18*	200	51042.060.018	M10X25	25	51042.100.025
M4X5*	1.000	51042.040.005	M6X20	100	51042.060.020	M10X30	25	51042.100.030
M4X6	1.000	51042.040.006	M6X22*	200	51042.060.022	M10X35	25	51042.100.035
M4X8	100	51042.040.008	M6X25	50	51042.060.025	M10X40	25	51042.100.040
M4X10	100	51042.040.010	M6X30	50	51042.060.030	M10X45*	100	51042.100.045
M4X12	100	51042.040.012	M6X35	50	51042.060.035	M10X50	25	51042.100.050
M4X14*	1.000	51042.040.014	M6X40	50	51042.060.040	M10X55*	50	51042.100.055
M4X16	100	51042.040.016	M6X45	50	51042.060.045	M10X60	10	51042.100.060
M4X18*	1.000	51042.040.018	M6X50	50	51042.060.050	M10X65*	50	51042.100.065
M4X20	100	51042.040.020	M6X55	50	51042.060.055	M10X70	10	51042.100.070
M4X22*	500	51042.040.022	M6X60	25	51042.060.060	M10X75*	50	51042.100.075
M4X25	100	51042.040.025	M6X65*	100	51042.060.065	M10X80	10	51042.100.080
M4X30	100	51042.040.030	M6X70	25	51042.060.070	M10X90	10	51042.100.090
M4X35	100	51042.040.035	M6X75*	100	51042.060.075	M10X100	10	51042.100.100
M4X40	100	51042.040.040	M6X80	25	51042.060.080	M10X110*	50	51042.100.110
M4X45*	200	51042.040.045	M6X90*	100	51042.060.090	M10X120*	50	51042.100.120
M4X50*	200	51042.040.050	M6X100*	100	51042.060.100			
M4X55*	200	51042.040.055	M6X120*	100	51042.060.120	M12X16	25	51042.120.016
M4X60*	100	51042.040.060				M12X20	25	51042.120.020
			M8X10	50	51042.080.010	M12X25	25	51042.120.025
M5X6*	500	51042.050.006	M8X12	50	51042.080.012	M12X30	25	51042.120.030
M5X8	100	51042.050.008	M8X14	200	51042.080.014	M12X35	25	51042.120.035
M5X10	100	51042.050.010	M8X16	50	51042.080.016	M12X40	10	51042.120.040
M5X12	100	51042.050.012	M8X18*	200	51042.080.018	M12X45	10	51042.120.045
M5X14*	500	51042.050.014	M8X20	50	51042.080.020	M12X50	10	51042.120.050
M5X16	100	51042.050.016	M8X22*	200	51042.080.022	M12X55	10	51042.120.055
M5X18*	500	51042.050.018	M8X25	50	51042.080.025	M12X60	10	51042.120.060
M5X20	100	51042.050.020	M8X30	50	51042.080.030	M12X65*	50	51042.120.065
M5X22*	500	51042.050.022	M8X35	50	51042.080.035	M12X70	5	51042.120.070
M5X25	100	51042.050.025	M8X40	50	51042.080.040	M12X75*	25	51042.120.075
M5X30	100	51042.050.030	M8X45	100	51042.080.045	M12X80	5	51042.120.080
M5X35	50	51042.050.035	M8X50	25	51042.080.050	M12X90*	25	51042.120.090
M5X40	50	51042.050.040	M8X55*	100	51042.080.055	M12X100	5	51042.120.100
M5X45	50	51042.050.045	M8X60	25	51042.080.060	M12X120*	25	51042.120.120
M5X50	50	51042.050.050	M8X65	100	51042.080.065			
M5X55*	200	51042.050.055	M8X70	10	51042.080.070	M16X25	10	51042.160.025
M5X60*	100	51042.050.060	M8X75*	100	51042.080.075	M16X30	10	51042.160.030

51042 Hexagon socket head cap screw with low head and pilot recess / Cilinderschroef met binnenzeskant met lage kop en tapgeleiding / Vis à tête cylindrique à six pans creux à centrage, avec tête basse ←

d x L	✉	Art.number	d x L	✉	Art.number	d x L	✉	Art.number
M16X35	5	51042.160.035	M16X90	3	51042.160.090	M20X55*	25	51042.200.055
M16X40	5	51042.160.040	M16X100*	25	51042.160.100	M20X60	3	51042.200.060
M16X45	5	51042.160.045	M16X110*	25	51042.160.110	M20X70	3	51042.200.070
M16X50	5	51042.160.050	M16X120*	25	51042.160.120	M20X80	3	51042.200.080
M16X55*	50	51042.160.055				M20X90	3	51042.200.090
M16X60*	50	51042.160.060	M20X30*	25	51042.200.030	M20X100	3	51042.200.100
M16X65*	25	51042.160.065	M20X35	3	51042.200.035	M20X120*	25	51042.200.120
M16X70	5	51042.160.070	M20X40*	25	51042.200.040			
M16X75*	25	51042.160.075	M20X45	3	51042.200.045	M24X70	3	51042.240.070
M16X80	3	51042.160.080	M20X50*	25	51042.200.050	M24X150*	20	51042.240.150

55042 Hexagon socket head cap screw with low head and pilot recess / Cilinderschroef met binnenzeskant met lage kop en tapgeleiding / Vis à tête cylindrique à six pans creux à centrage, avec tête basse Q45A

Thread Metric thread
Material Stainless steel A4



d x L	✉	Art.number	d x L	✉	Art.number	d x L	✉	Art.number
M3X5*	1.000	55042.030.005	M6X35	50	55042.060.035			
M3X6*	1.000	55042.030.006	M6X40*	200	55042.060.040	M12X16*	50	55042.120.016
M3X8*	1.000	55042.030.008	M6X45*	100	55042.060.045	M12X20	25	55042.120.020
M3X10*	1.000	55042.030.010	M6X50	50	55042.060.050	M12X25	25	55042.120.025
M3X12*	1.000	55042.030.012	M6X55*	100	55042.060.055	M12X30	25	55042.120.030
			M6X60*	100	55042.060.060	M12X35	25	55042.120.035
M4X5*	1.000	55042.040.005	M6X70*	100	55042.060.070	M12X40	10	55042.120.040
M4X6*	1.000	55042.040.006	M6X75*	100	55042.060.075	M12X45*	50	55042.120.045
M4X8*	1.000	55042.040.008	M6X80*	100	55042.060.080	M12X50	10	55042.120.050
M4X10	100	55042.040.010	M6X90*	100	55042.060.090	M12X55*	50	55042.120.055
M4X12	100	55042.040.012	M6X120*	100	55042.060.120	M12X60	10	55042.120.060
M4X14*	1.000	55042.040.014				M12X70	50	55042.120.070
M4X16	100	55042.040.016	M8X10*	500	55042.080.010	M12X75*	25	55042.120.075
M4X20	100	55042.040.020	M8X12	200	55042.080.012	M12X80*	25	55042.120.080
M4X22*	500	55042.040.022	M8X14*	200	55042.080.014	M12X90*	25	55042.120.090
M4X25	100	55042.040.025	M8X16	50	55042.080.016	M12X100*	25	55042.120.100
M4X30	100	55042.040.030	M8X18*	200	55042.080.018			
M4X35*	200	55042.040.035	M8X20	50	55042.080.020	M14X90*	50	55042.140.090
M4X40*	200	55042.040.040	M8X22*	200	55042.080.022			
M4X45*	200	55042.040.045	M8X25	50	55042.080.025	M16X25*	25	55042.160.025
M4X50*	200	55042.040.050	M8X30	50	55042.080.030	M16X30	10	55042.160.030
			M8X35	50	55042.080.035	M16X35	5	55042.160.035
M5X6*	500	55042.050.006	M8X40	50	55042.080.040	M16X40	25	55042.160.040
M5X8*	500	55042.050.008	M8X45*	100	55042.080.045	M16X45	5	55042.160.045
M5X10	100	55042.050.010	M8X50	25	55042.080.050	M16X50	5	55042.160.050
M5X12	100	55042.050.012	M8X55*	100	55042.080.055	M16X55*	25	55042.160.055
M5X14*	500	55042.050.014	M8X60	25	55042.080.060	M16X60*	25	55042.160.060
M5X16	100	55042.050.016	M8X65*	100	55042.080.065	M16X70*	50	55042.160.070
M5X18*	500	55042.050.018	M8X70*	100	55042.080.070	M16X80	3	55042.160.080
M5X20	100	55042.050.020	M8X75*	100	55042.080.075	M16X90*	25	55042.160.090
M5X22*	500	55042.050.022	M8X80	100	55042.080.080	M16X100*	25	55042.160.100
M5X25	100	55042.050.025	M8X90*	100	55042.080.090	M16X110*	25	55042.160.110
M5X30	100	55042.050.030	M8X100*	50	55042.080.100	M16X130*	25	55042.160.130
M5X35	50	55042.050.035	M8X110*	50	55042.080.110			
M5X40	50	55042.050.040	M8X120*	50	55042.080.120	M20X35*	25	55042.200.035
M5X45*	200	55042.050.045				M20X40	3	55042.200.040
M5X50*	200	55042.050.050	M10X16*	100	55042.100.016	M20X45*	25	55042.200.045
M5X55*	200	55042.050.055	M10X20	50	55042.100.020	M20X50	3	55042.200.050
M5X60*	100	55042.050.060	M10X25	25	55042.100.025	M20X55*	25	55042.200.055
M5X65*	100	55042.050.065	M10X30	25	55042.100.030	M20X60	3	55042.200.060
M5X70*	100	55042.050.070	M10X35	50	55042.100.035	M20X65*	25	55042.200.065
			M10X40	25	55042.100.040	M20X70	3	55042.200.070
M6X8*	500	55042.060.008	M10X45*	100	55042.100.045	M20X80	3	55042.200.080
M6X10*	500	55042.060.010	M10X50	25	55042.100.050	M20X90*	3	55042.200.090
M6X12	100	55042.060.012	M10X55*	50	55042.100.055	M20X100	3	55042.200.100
M6X14*	200	55042.060.014	M10X60	10	55042.100.060	M20X120*	25	55042.200.120
M6X16	100	55042.060.016	M10X70*	50	55042.100.070	M20X150*	25	55042.200.150
M6X18*	200	55042.060.018	M10X75*	50	55042.100.075			
M6X20	100	55042.060.020	M10X80*	50	55042.100.080	M24X100*	20	55042.240.100
M6X22*	200	55042.060.022	M10X90*	50	55042.100.090	M24X150*	20	55042.240.150
M6X25	50	55042.060.025	M10X100*	50	55042.100.100			
M6X30	50	55042.060.030	M10X120*	50	55042.100.120			

Self-locking hexagon socket head cap screw with flange

Zelfborgende cilinderkopflensschroef met binnenzeskant / Vis de sécurité à tête cylindrique à six pans creux à embase

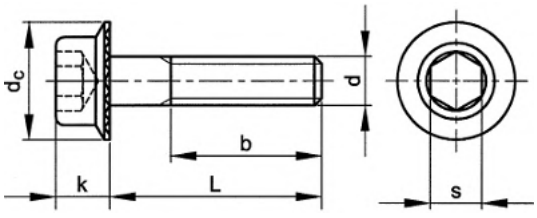



Technical Data

d	b	d_c (max.)	Full thread if L ≤	k (max.)	P	s
M5	22	11	25	5	0.80	4
M6	24	13.5	25	6	1.00	5
M8	28	17	30	8	1.25	6
M10	32	19.5	35	10	1.50	8
M12	36	22.5	35	12	1.75	10

These self-locking hexagon socket head cap screws are designed in property class "10.9". The screws are case hardened in order to perform their self-locking function, and therefore cannot be classified as property class 10.9, although their tensile strength is at least 1040 MPa.

Special features of these self-locking screws are:

- The flange with its knurled radial ribs eliminates surface damage during assembly, prevents self-loosening and reduces relaxation.
- The flange creates built up forces under the head to be spread over a larger area, consequently resulting in a lower surface pressure.
- Large (oversized) or slotted holes can be covered by the flange.
- No other locking elements or washers are necessary.

The below table provides values for the advised assembly preload (F_M in kN) and tightening torque (M_A in Nm) for use with clamped materials as indicated.

Clamped material	M5		M6		M8		M10		M12	
	F_M	M_A	F_M	M_A	F_M	M_A	F_M	M_A	F_M	M_A
Steel (R_{eH} < 800 MPa)	9	13	12.6	24	23.2	45	37	80	54	150
Steel (R_{eH} ≥ 800 MPa)	9	11	12.6	20	23.2	42	37	85	54	140
Malleable iron	9	10	12.6	19	23.2	39	37	80	54	120

07095 **Self-locking hexagon socket head cap screw with flange / Zelfborgende cilinderkopflensschroef met binnenzeskant / Vis de sécurité à tête cylindrique à six pans creux à embase** **D93A**

Thread Metric thread
Material Steel
Class 100
Surface treatment Plain



d x L	✉	Art.number	d x L	✉	Art.number	d x L	✉	Art.number
M5X10	500	07095.050.010				M10X35	100	07095.100.035
M5X12	500	07095.050.012	M8X12	200	07095.080.012	M10X40	100	07095.100.040
M5X16	500	07095.050.016	M8X16	200	07095.080.016			
M5X20	500	07095.050.020	M8X20	200	07095.080.020	M12X20	100	07095.120.020
			M8X25	200	07095.080.025	M12X25	100	07095.120.025
M6X10	500	07095.060.010	M8X30	200	07095.080.030	M12X30	100	07095.120.030
M6X12	500	07095.060.012	M8X40	200	07095.080.040	M12X35	100	07095.120.035
M6X16	500	07095.060.016				M12X40	100	07095.120.040
M6X20	500	07095.060.020	M10X20	200	07095.100.020	M12X45	100	07095.120.045
M6X25	500	07095.060.025	M10X25	200	07095.100.025	M12X50	100	07095.120.050
M6X30	500	07095.060.030	M10X30	200	07095.100.030			

- Warning: electroplating of these products may cause hydrogen embrittlement.

Hexalobular socket head cap screw

Cilinderschroef met T-ster / Vis à tête cylindrique à six lobes internes

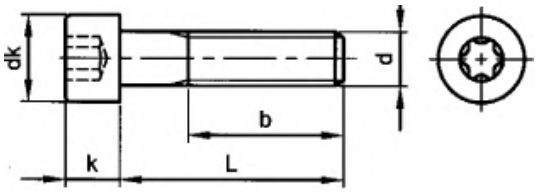

ISO 14579



Technical Data

d	b	d_k (max.)	Full thread if L ≤	k (max.)	P	Socket
M2	16	3.8	16	2	0.40	T6
M2.5	17	4.5	20	2.5	0.45	T8
M3	18	5.5	20	3	0.50	T10
M4	20	7	25	4	0.70	T20
M5	22	8.5	25	5	0.80	T25
M6	24	10	30	6	1.00	T30
M8	28	13	35	8	1.25	T45

Article groups

Thread	Driving features	Material	Class	Surface treatment	Code	Page
M	Hexalobular	St.	8.8	ZPL	07165	2-40
M	Hexalobular	St.st. A2	70		51052	2-40

07165 Hexalobular socket head cap screw / Cilinderschroef met T-ster / Vis à tête cylindrique à six lobes internes D02A

Thread Metric thread
Material Steel
Class 8.8
Surface treatment Zinc plated



d x L	✉	Art.number	d x L	✉	Art.number	d x L	✉	Art.number
M6X12	200	07165.060.012	M6X50	200	07165.060.050	M8X30*	200	07165.080.030
M6X16	200	07165.060.016				M8X35*	200	07165.080.035
M6X20	200	07165.060.020	M8X16	200	07165.080.016	M8X40	100	07165.080.040
M6X30	200	07165.060.030	M8X20*	200	07165.080.020	M8X50	100	07165.080.050
M6X40	200	07165.060.040	M8X25	200	07165.080.025			

51052 Hexalobular socket head cap screw / Cilinderschroef met T-ster / Vis à tête cylindrique à six lobes internes Q05A

Thread Metric thread
Material Stainless steel A2
Class 70



d x L	✉	Art.number	d x L	✉	Art.number	d x L	✉	Art.number
M2X3*	500	51052.020.003				M4X20	500	51052.040.020
M2X4*	500	51052.020.004	M3X4*	1.000	51052.030.004	M4X22	500	51052.040.022
M2X5*	500	51052.020.005	M3X5*	1.000	51052.030.005	M4X25	500	51052.040.025
M2X6*	500	51052.020.006	M3X6	1.000	51052.030.006	M4X30	500	51052.040.030
M2X8	500	51052.020.008	M3X8	1.000	51052.030.008	M4X35	200	51052.040.035
M2X10*	500	51052.020.010	M3X10	1.000	51052.030.010	M4X40*	200	51052.040.040
M2X12*	500	51052.020.012	M3X12	1.000	51052.030.012	M4X45*	200	51052.040.045
M2X14*	500	51052.020.014	M3X14*	1.000	51052.030.014	M4X50*	200	51052.040.050
M2X16*	500	51052.020.016	M3X16	1.000	51052.030.016	M4X60*	100	51052.040.060
M2X18*	500	51052.020.018	M3X18*	1.000	51052.030.018			
M2X20*	500	51052.020.020	M3X20*	1.000	51052.030.020	M5X6*	500	51052.050.006
			M3X22*	1.000	51052.030.022	M5X8*	500	51052.050.008
M2,5X3*	500	51052.025.003	M3X25*	1.000	51052.030.025	M5X10	500	51052.050.010
M2,5X4*	500	51052.025.004	M3X30*	1.000	51052.030.030	M5X12*	500	51052.050.012
M2,5X5*	500	51052.025.005				M5X14*	500	51052.050.014
M2,5X6	500	51052.025.006	M4X5*	1.000	51052.040.005	M5X16	500	51052.050.016
M2,5X8*	500	51052.025.008	M4X6*	1.000	51052.040.006	M5X18*	500	51052.050.018
M2,5X10*	500	51052.025.010	M4X8	1.000	51052.040.008	M5X20	500	51052.050.020
M2,5X12*	500	51052.025.013	M4X10	1.000	51052.040.010	M5X22*	500	51052.050.022
M2,5X14*	500	51052.025.014	M4X12	1.000	51052.040.012	M5X25	200	51052.050.025
M2,5X16*	500	51052.025.016	M4X14*	1.000	51052.040.014	M5X30	200	51052.050.030
M2,5X18*	500	51052.025.018	M4X16	1.000	51052.040.016	M5X35*	200	51052.050.035
M2,5X20*	500	51052.025.020	M4X18*	1.000	51052.040.018	M5X40*	200	51052.050.040

51052 **Hexalobular socket head cap screw / Cilinderschroef met T-ster / Vis à tête cylindrique à six lobes internes** ←

d x L	✉	Art.number	d x L	✉	Art.number	d x L	✉	Art.number
M5X45*	200	51052.050.045	M6X20	200	51052.060.020	M8X16	200	51052.080.016
M5X50	200	51052.050.050	M6X22*	200	51052.060.022	M8X18*	200	51052.080.018
M5X60	100	51052.050.060	M6X25	200	51052.060.025	M8X20	200	51052.080.020
M5X70*	100	51052.050.070	M6X30	200	51052.060.030	M8X22*	200	51052.080.022
			M6X35*	200	51052.060.035	M8X25*	100	51052.080.025
M6X6*	500	51052.060.006	M6X40*	200	51052.060.040	M8X30*	100	51052.080.030
M6X8*	500	51052.060.008	M6X45*	100	51052.060.045	M8X35	100	51052.080.035
M6X10*	500	51052.060.010	M6X50*	100	51052.060.050	M8X40*	100	51052.080.040
M6X12	500	51052.060.012	M6X55*	100	51052.060.055	M8X45*	100	51052.080.045
M6X14*	200	51052.060.014	M6X60*	100	51052.060.060	M8X50*	100	51052.080.050
M6X16*	200	51052.060.016	M6X70*	100	51052.060.070	M8X60*	100	51052.080.060
M6X18*	200	51052.060.018						

Hexalobular socket head cap screw with low head

Cilinderschroef met T-ster met lage kop / Vis à tête cylindrique à six pans creux avec tête basse

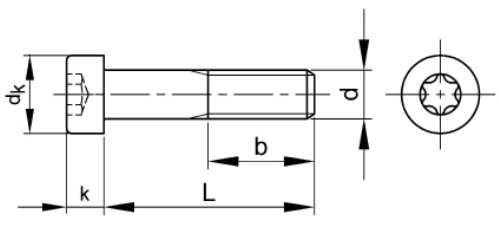

DIN **≈7984**

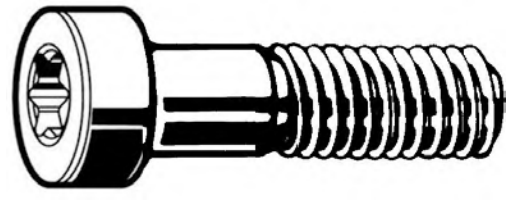

Technical Data

d	b (min.)	d_k	k	P	Socket
M3	12	5.5	2	0.50	T10
M4	14	7	2.8	0.70	T20
M5	16	8.5	3.5	0.80	T25
M6	18	10	4	1.00	T30
M8	22	13	5	1.25	T40

- Due to the unfavourable head geometry these fasteners have reduced loadability.
- Steel fasteners with reduced loadability are marked with a '0' preceding the property class mark, e.g. '010.9'.
- Stainless steel fasteners with reduced loadability are either marked with a '0' preceding the property class mark, e.g. 'A2-070', or with the steel grade only, e.g. 'A2'.

07091 **Hexalobular socket head cap screw with low head / Cilinderschroef met T-ster met lage kop / Vis à tête cylindrique à six pans creux avec tête basse** **D03A**

Thread Metric thread
Material Steel
Class 08.8
Surface treatment Zinc plated

RoHS



d x L	✉	Art.number	d x L	✉	Art.number	d x L	✉	Art.number
M3X6*	500	07091.030.006	M4X16*	500	07091.040.016	M6X12*	500	07091.060.012
M3X8*	500	07091.030.008	M4X20*	500	07091.040.020	M6X16*	500	07091.060.016
M3X10	500	07091.030.010				M6X20	500	07091.060.020
M3X12*	500	07091.030.012	M5X10	500	07091.050.010	M6X25	500	07091.060.025
M3X16*	500	07091.030.016	M5X12*	500	07091.050.012			
			M5X16	500	07091.050.016	M8X12*	200	07091.080.012
M4X6*	500	07091.040.006	M5X20*	500	07091.050.020	M8X16	200	07091.080.016
M4X8	500	07091.040.008	M5X25*	500	07091.050.025	M8X20	100	07091.080.020
M4X10	500	07091.040.010				M8X25*	200	07091.080.025
M4X12	500	07091.040.012	M6X10*	500	07091.060.010	M8X30*	200	07091.080.030

Hexalobular socket head cap screw

Cilinderschroef met T-ster / Vis à tête cylindrique à six lobes internes

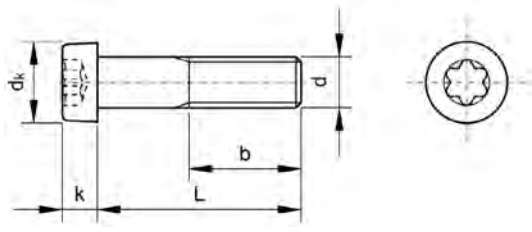

ISO 14580



Technical Data

d	b (min.)	d_k (max.)	k (max.)	P	Socket
M2	25	3.8	1.55	0.40	T6
M2.5	25	4.5	1.85	0.45	T8
M3	25	5.5	2.4	0.50	T10
M4	38	7	3.1	0.70	T20
M5	38	8.5	3.65	0.80	T25
M6	38	10	4.4	1.00	T30
M8	38	13	5.8	1.25	T45

51122 **Hexalobular socket head cap screw / Cilinderschroef met T-ster / Vis à tête cylindrique à six lobes internes** **Q05A**

Thread Metric thread
Material Stainless steel A2
Class 50



d x L	✉	Art.number	d x L	✉	Art.number	d x L	✉	Art.number
M2X3*	1.000	51122.020.003	M3X14*	1.000	51122.030.014	M5X12	500	51122.050.012
M2X4	1.000	51122.020.004	M3X16	1.000	51122.030.016	M5X16	500	51122.050.016
M2X5	1.000	51122.020.005	M3X18*	1.000	51122.030.018	M5X20*	500	51122.050.020
M2X6*	1.000	51122.020.006	M3X20*	1.000	51122.030.020	M5X25	200	51122.050.025
M2X8*	1.000	51122.020.008	M3X22*	1.000	51122.030.022	M5X30*	200	51122.050.030
M2X10*	1.000	51122.020.010	M3X25*	1.000	51122.030.025			
M2X12*	1.000	51122.020.012	M3X30*	1.000	51122.030.030	M6X8*	500	51122.060.008
			M3X35*	500	51122.030.035	M6X10*	500	51122.060.010
M2,5X3*	1.000	51122.025.003	M3X40*	500	51122.030.040	M6X12*	500	51122.060.012
M2,5X4	1.000	51122.025.004	M3X45*	500	51122.030.045	M6X16	200	51122.060.016
M2,5X5	1.000	51122.025.005	M3X50*	200	51122.030.050	M6X20	200	51122.060.020
M2,5X6*	1.000	51122.025.006	M3X55*	200	51122.030.055	M6X25*	200	51122.060.025
M2,5X8*	1.000	51122.025.008				M6X30*	200	51122.060.030
M2,5X10	1.000	51122.025.010	M4X5*	500	51122.040.005	M6X35*	200	51122.060.035
M2,5X12*	1.000	51122.025.012	M4X6*	1.000	51122.040.006	M6X40*	200	51122.060.040
M2,5X16	1.000	51122.025.016	M4X8	1.000	51122.040.008			
M2,5X18*	1.000	51122.025.018	M4X10*	1.000	51122.040.010	M8X10*	500	51122.080.010
M2,5X20*	1.000	51122.025.020	M4X12	1.000	51122.040.012	M8X12*	500	51122.080.012
M2,5X22*	1.000	51122.025.022	M4X16	1.000	51122.040.016	M8X16*	200	51122.080.016
M2,5X25*	1.000	51122.025.025	M4X18*	500	51122.040.018	M8X20	200	51122.080.020
M2,5X35*	1.000	51122.025.035	M4X20*	500	51122.040.020	M8X25	200	51122.080.025
			M4X25	500	51122.040.025	M8X30*	100	51122.080.030
M3X4	1.000	51122.030.004	M4X30*	500	51122.040.030	M8X35*	100	51122.080.035
M3X5*	1.000	51122.030.005	M4X35*	200	51122.040.035	M8X40	100	51122.080.040
M3X6	1.000	51122.030.006				M8X45*	100	51122.080.045
M3X8	1.000	51122.030.008	M5X6*	500	51122.050.006	M8X50*	100	51122.080.050
M3X10	1.000	51122.030.010	M5X8*	500	51122.050.008	M8X55*	100	51122.080.055
M3X12	1.000	51122.030.012	M5X10*	500	51122.050.010	M8X60*	100	51122.080.060

Hexagon socket countersunk head screw

Verzonken schroef met binnenzeskant / Vis à tête fraisée à six pans creux

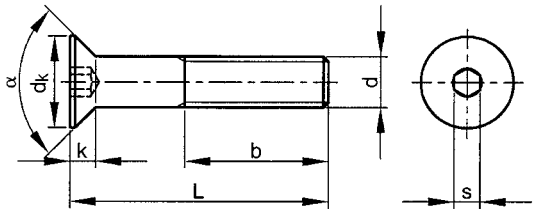

ISO **10642**
DIN ≈7991



Technical Data

d	b (min.)	d_k (max.)	Full thread if L ≤	k (max.)	P	s	α
M2.5 (≠ISO)	6	5	30	1.5	0.45	1.5	90°
M3	18	6.72	25	1.86	0.50	2	90°
M4	20	8.96	25	2.48	0.70	2.5	90°
M5	22	11.2	30	3.2	0.80	3	90°
M6	24	13.44	35	3.72	1.00	4	90°
M8	28	17.92	45	4.96	1.25	5	90°
M10	32	22.4	50	6.2	1.50	6	90°
M12	36	26.88	60	7.4	1.75	8	90°
M14	40	30.8	65	8.4	2.00	10	90°
M16	44	33.6	70	8.8	2.00	10	90°
M18 (≠ISO)	42	33	60	8	2.50	12	90°
M20	52	40.32	90	10.16	2.50	12	90°
M22 (≠ISO)	50	36	80	13.1	2.50	14	60°
M24 (≠ISO)	54	39	90	14	3.00	14	60°

- All thread lengths are guide values only and may deviate.
- Due to the unfavourable head geometry these fasteners have reduced loadability.
- Steel fasteners with reduced loadability are marked with a '0' preceding the property class mark, e.g. '010.9'.
- Stainless steel fasteners with reduced loadability are either marked with a '0' preceding the property class mark, e.g. 'A2-070', or with the steel grade only, e.g. 'A2'.

Article groups

Thread	Driving features	Material	Class	Surface treatment	Code	Page
M	Hexagon socket	St.	08.8	Plain	07465	2-43
M	Hexagon socket	St.	08.8	ZPL	07470	2-44
M	Hexagon socket	St.	08.8	Znthp/nc	07473	2-45
M	Hexagon socket	St.	010.9	Plain	07400	2-45
M	Hexagon socket	St.	010.9	ZPL	07405	2-47
M	Hexagon socket	St.	010.9	flZn/nc	07407	2-47
M	Hexagon socket	St.st. A2			51060	2-48
M	Hexagon socket	St.st. A4			55060	2-49
M	Hexagon socket	Al	P40		45008	2-50
M	Hexagon socket	Al	P60		45208	2-50

07465 **Hexagon socket countersunk head screw / Verzonken schroef met binnenzeskant / Vis à tête fraisée à six pans creux** **D01A**

Thread Metric thread
Material Steel
Class 08.8
Surface treatment Plain



d x L	✉	Art.number	d x L	✉	Art.number	d x L	✉	Art.number
M3X6*	100	07465.030.006	M4X22*	500	07465.040.022	M5X30	500	07465.050.030
M3X8	500	07465.030.008	M4X25*	500	07465.040.025	M5X35*	200	07465.050.035
M3X10	100	07465.030.010	M4X30*	500	07465.040.030	M5X40*	200	07465.050.040
M3X12	500	07465.030.012	M4X35*	500	07465.040.035	M5X45*	200	07465.050.045
M3X16*	500	07465.030.016	M4X40*	100	07465.040.040	M5X50*	200	07465.050.050
M3X18*	500	07465.030.018	M4X45*	500	07465.040.045	M5X55*	200	07465.050.055
M3X20*	500	07465.030.020	M4X50*	500	07465.040.050	M5X60*	200	07465.050.060
M3X22*	500	07465.030.022				M5X70*	200	07465.050.070
M3X25*	100	07465.030.025	M5X6*	500	07465.050.006			
M3X30*	100	07465.030.030	M5X8	500	07465.050.008	M6X8*	100	07465.060.008
			M5X10	500	07465.050.010	M6X10	500	07465.060.010
M4X6	500	07465.040.006	M5X12	500	07465.050.012	M6X12	500	07465.060.012
M4X8	500	07465.040.008	M5X16	500	07465.050.016	M6X16	500	07465.060.016
M4X10	500	07465.040.010	M5X18*	500	07465.050.018	M6X18	500	07465.060.018
M4X12	500	07465.040.012	M5X20	500	07465.050.020	M6X20	500	07465.060.020
M4X16	500	07465.040.016	M5X22*	500	07465.050.022	M6X22	500	07465.060.022
M4X18*	500	07465.040.018	M5X25	100	07465.050.025	M6X25	500	07465.060.025
M4X20	500	07465.040.020						

07465 Hexagon socket countersunk head screw / Verzonken schroef met binnenzeskant / Vis à tête fraisée à six pans creux ←

d x L	✉	Art.number	d x L	✉	Art.number	d x L	✉	Art.number
M6X30	500	07465.060.030	M10X50*	100	07465.100.050	M14X80*	50	07465.140.080
M6X35	200	07465.060.035	M10X55*	100	07465.100.055			
M6X40	200	07465.060.040	M10X60	100	07465.100.060	M16X20*	50	07465.160.020
M6X45	200	07465.060.045	M10X70*	100	07465.100.070	M16X25*	50	07465.160.025
M6X50	200	07465.060.050	M10X80*	100	07465.100.080	M16X30*	50	07465.160.030
M6X55*	200	07465.060.055	M10X90*	100	07465.100.090	M16X35*	50	07465.160.035
M6X60*	200	07465.060.060	M10X100*	100	07465.100.100	M16X40	50	07465.160.040
M6X70*	200	07465.060.070	M10X110*	100	07465.100.110	M16X45	50	07465.160.045
M6X80*	200	07465.060.080	M10X120*	100	07465.100.120	M16X50*	50	07465.160.050
			M10X130*	50	07465.100.130	M16X55*	50	07465.160.055
M8X10*	200	07465.080.010	M10X140*	50	07465.100.140	M16X60*	50	07465.160.060
M8X12*	200	07465.080.012	M10X150*	50	07465.100.150	M16X70*	25	07465.160.070
M8X14*	200	07465.080.014	M10X160*	50	07465.100.160	M16X80*	25	07465.160.080
M8X16	200	07465.080.016				M16X90*	25	07465.160.090
M8X18*	200	07465.080.018	M12X20*	100	07465.120.020	M16X100	25	07465.160.100
M8X20	200	07465.080.020	M12X25*	100	07465.120.025	M16X110*	25	07465.160.110
M8X22*	200	07465.080.022	M12X30	100	07465.120.030	M16X120*	25	07465.160.120
M8X25	200	07465.080.025	M12X35*	100	07465.120.035	M16X130*	25	07465.160.130
M8X30	200	07465.080.030	M12X40*	100	07465.120.040	M16X140*	25	07465.160.140
M8X35	200	07465.080.035	M12X45*	100	07465.120.045	M16X150*	25	07465.160.150
M8X40*	200	07465.080.040	M12X50*	100	07465.120.050	M16X160*	25	07465.160.160
M8X45*	200	07465.080.045	M12X55*	100	07465.120.055	M16X180*	25	07465.160.180
M8X50*	200	07465.080.050	M12X60*	100	07465.120.060	M16X200*	25	07465.160.200
M8X55*	200	07465.080.055	M12X65*	100	07465.120.065			
M8X60*	200	07465.080.060	M12X70*	50	07465.120.070	M20X40*	25	07465.200.040
M8X70	200	07465.080.070	M12X80*	50	07465.120.080	M20X45*	25	07465.200.045
M8X80	200	07465.080.080	M12X90*	50	07465.120.090	M20X50*	25	07465.200.050
M8X90*	100	07465.080.090	M12X100*	50	07465.120.100	M20X60*	25	07465.200.060
M8X100*	100	07465.080.100	M12X110*	50	07465.120.110	M20X70*	25	07465.200.070
M8X110*	100	07465.080.110	M12X120*	50	07465.120.120	M20X80*	25	07465.200.080
M8X120*	100	07465.080.120	M12X130*	50	07465.120.130	M20X100	25	07465.200.100
M8X130*	100	07465.080.130	M12X140*	50	07465.120.140	M20X110*	25	07465.200.110
M8X140*	100	07465.080.140	M12X150*	50	07465.120.150	M20X120*	25	07465.200.120
M8X150*	100	07465.080.150	M12X160*	50	07465.120.160	M20X130*	25	07465.200.130
M8X160*	100	07465.080.160	M12X180*	50	07465.120.180	M20X140*	25	07465.200.140
			M12X200*	50	07465.120.200	M20X180*	10	07465.200.180
M10X12*	200	07465.100.012						
M10X16*	200	07465.100.016	M14X30*	50	07465.140.030	M24X40	25	07465.240.040
M10X18*	200	07465.100.018	M14X35*	50	07465.140.035	M24X60*	25	07465.240.060
M10X20*	200	07465.100.020	M14X40*	50	07465.140.040	M24X70	25	07465.240.070
M10X25*	200	07465.100.025	M14X45*	50	07465.140.045	M24X80	25	07465.240.080
M10X30	200	07465.100.030	M14X50*	50	07465.140.050	M24X90	25	07465.240.090
M10X35*	100	07465.100.035	M14X55*	50	07465.140.055	M24X100*	1	07465.240.100
M10X40*	100	07465.100.040	M14X60*	50	07465.140.060			
M10X45*	100	07465.100.045	M14X70*	50	07465.140.070			

07470 Hexagon socket countersunk head screw / Verzonken schroef met binnenzeskant / Vis à tête fraisée à six pans creux D02A

Thread Metric thread
Material Steel
Class 08.8
Surface treatment Zinc plated

RoHS



d x L	✉	Art.number	d x L	✉	Art.number	d x L	✉	Art.number
M3X5	500	07470.030.005	M4X45	100	07470.040.045	M6X12	200	07470.060.012
M3X6	200	07470.030.006	M4X50	200	07470.040.050	M6X14	200	07470.060.014
M3X8	200	07470.030.008	M4X60	200	07470.040.060	M6X16	200	07470.060.016
M3X10	200	07470.030.010				M6X18	200	07470.060.018
M3X12	200	07470.030.012	M5X6	500	07470.050.006	M6X20	200	07470.060.020
M3X16	200	07470.030.016	M5X8	200	07470.050.008	M6X22	500	07470.060.022
M3X18	500	07470.030.018	M5X10	200	07470.050.010	M6X25	200	07470.060.025
M3X20	200	07470.030.020	M5X12	200	07470.050.012	M6X30	200	07470.060.030
M3X25	200	07470.030.025	M5X14	500	07470.050.014	M6X35	200	07470.060.035
M3X30	200	07470.030.030	M5X16	200	07470.050.016	M6X40	200	07470.060.040
M3X40	200	07470.030.040	M5X18	500	07470.050.018	M6X45	200	07470.060.045
M3X50	200	07470.030.050	M5X20	200	07470.050.020	M6X50	200	07470.060.050
			M5X22	500	07470.050.022	M6X55	200	07470.060.055
M4X6	200	07470.040.006	M5X25	200	07470.050.025	M6X60	200	07470.060.060
M4X8	200	07470.040.008	M5X30	200	07470.050.030	M6X65	200	07470.060.065
M4X10	200	07470.040.010	M5X35	200	07470.050.035	M6X70	200	07470.060.070
M4X12	200	07470.040.012	M5X40	200	07470.050.040	M6X75	100	07470.060.075
M4X14	500	07470.040.014	M5X45	200	07470.050.045	M6X80	200	07470.060.080
M4X16	200	07470.040.016	M5X50	200	07470.050.050	M6X90	200	07470.060.090
M4X18	500	07470.040.018	M5X55	200	07470.050.055	M6X100	100	07470.060.100
M4X20	200	07470.040.020	M5X60	200	07470.050.060			
M4X22*	500	07470.040.022	M5X70	200	07470.050.070	M8X10	200	07470.080.010
M4X25	200	07470.040.025	M5X80	100	07470.050.080	M8X12	200	07470.080.012
M4X30	200	07470.040.030				M8X14	200	07470.080.014
M4X35	200	07470.040.035	M6X8	200	07470.060.008	M8X16	200	07470.080.016
M4X40	200	07470.040.040	M6X10	200	07470.060.010	M8X18	200	07470.080.018

07470 Hexagon socket countersunk head screw / Verzonken schroef met binnenzeskant / Vis à tête fraisée à six pans creux ←

d x L	✉	Art.number	d x L	✉	Art.number	d x L	✉	Art.number
M8X20	200	07470.080.020	M10X150	50	07470.100.150	M16X55	50	07470.160.055
M8X22	200	07470.080.022	M10X160*	50	07470.100.160	M16X60	50	07470.160.060
M8X25	200	07470.080.025				M16X70	25	07470.160.070
M8X30	200	07470.080.030	M12X20	100	07470.120.020	M16X80	25	07470.160.080
M8X35	200	07470.080.035	M12X25	100	07470.120.025	M16X90	25	07470.160.090
M8X40	200	07470.080.040	M12X30	100	07470.120.030	M16X100	25	07470.160.100
M8X45	200	07470.080.045	M12X35	100	07470.120.035	M16X110	25	07470.160.110
M8X50	200	07470.080.050	M12X40	100	07470.120.040	M16X120	25	07470.160.120
M8X55	200	07470.080.055	M12X45	100	07470.120.045	M16X130*	25	07470.160.130
M8X60	200	07470.080.060	M12X50	100	07470.120.050	M16X140	25	07470.160.140
M8X65	200	07470.080.065	M12X55	100	07470.120.055	M16X150*	25	07470.160.150
M8X70	200	07470.080.070	M12X60	100	07470.120.060	M16X160*	25	07470.160.160
M8X80	200	07470.080.080	M12X65	100	07470.120.065	M16X180	25	07470.160.180
M8X90	200	07470.080.090	M12X70	50	07470.120.070	M16X200*	25	07470.160.200
M8X100	200	07470.080.100	M12X80	50	07470.120.080			
M8X110	100	07470.080.110	M12X90	50	07470.120.090	M20X35	25	07470.200.035
M8X120	100	07470.080.120	M12X100	50	07470.120.100	M20X40	25	07470.200.040
M8X130	100	07470.080.130	M12X110	50	07470.120.110	M20X45	25	07470.200.045
M8X140*	100	07470.080.140	M12X120	50	07470.120.120	M20X50	25	07470.200.050
M8X150*	100	07470.080.150	M12X130*	50	07470.120.130	M20X55	25	07470.200.055
			M12X140	50	07470.120.140	M20X60	25	07470.200.060
M10X12	200	07470.100.012	M12X150	50	07470.120.150	M20X70	25	07470.200.070
M10X16	200	07470.100.016	M12X160*	50	07470.120.160	M20X80	25	07470.200.080
M10X18*	200	07470.100.018	M12X180*	50	07470.120.180	M20X90	25	07470.200.090
M10X20	200	07470.100.020	M12X200*	50	07470.120.200	M20X100	25	07470.200.100
M10X25	200	07470.100.025				M20X110	25	07470.200.110
M10X30	200	07470.100.030	M14X30	50	07470.140.030	M20X120*	25	07470.200.120
M10X35	100	07470.100.035	M14X35	50	07470.140.035	M20X130*	25	07470.200.130
M10X40	100	07470.100.040	M14X40	50	07470.140.040	M20X140*	25	07470.200.140
M10X45	100	07470.100.045	M14X45	50	07470.140.045	M20X150*	25	07470.200.150
M10X50	100	07470.100.050	M14X50	50	07470.140.050	M20X160*	10	07470.200.160
M10X55	100	07470.100.055	M14X55	50	07470.140.055	M20X180*	10	07470.200.180
M10X60	100	07470.100.060	M14X60	50	07470.140.060	M20X200*	10	07470.200.200
M10X70	100	07470.100.070						
M10X80	100	07470.100.080	M16X20	50	07470.160.020	M24X40	25	07470.240.040
M10X90	100	07470.100.090	M16X25	50	07470.160.025	M24X50	25	07470.240.050
M10X100	50	07470.100.100	M16X30	50	07470.160.030	M24X60	10	07470.240.060
M10X110	100	07470.100.110	M16X35	50	07470.160.035	M24X70	10	07470.240.070
M10X120	50	07470.100.120	M16X40	50	07470.160.040	M24X80	10	07470.240.080
M10X130	50	07470.100.130	M16X45	50	07470.160.045	M24X90	10	07470.240.090
M10X140	50	07470.100.140	M16X50	50	07470.160.050	M24X100	10	07470.240.100

07473 Hexagon socket countersunk head screw / Verzonken schroef met binnenzeskant / Vis à tête fraisée à six pans creux D02A

Thread Metric thread
Material Steel
Class 08.8
Surface treatment Zinc plated with thick Cr(III) passivation

RoHS



d x L	✉	Art.number	d x L	✉	Art.number	d x L	✉	Art.number
M4X10*	500	07473.040.010	M6X20	500	07473.060.020	M10X20*	200	07473.100.020
M4X12*	500	07473.040.012	M6X25*	500	07473.060.025	M10X25	200	07473.100.025
M4X16*	500	07473.040.016				M10X30*	200	07473.100.030
			M8X12*	200	07473.080.012	M10X35*	100	07473.100.035
M5X10*	500	07473.050.010	M8X16*	200	07473.080.016	M10X40*	100	07473.100.040
M5X12*	500	07473.050.012	M8X20*	200	07473.080.020			
M5X16*	500	07473.050.016	M8X25*	200	07473.080.025	M12X20*	100	07473.120.020
M5X20*	500	07473.050.020	M8X30*	200	07473.080.030	M12X25*	100	07473.120.025
			M8X35*	200	07473.080.035	M12X30*	100	07473.120.030
M6X10*	500	07473.060.010	M8X40*	200	07473.080.040	M12X35*	100	07473.120.035
M6X12*	500	07473.060.012				M12X40*	100	07473.120.040
M6X16*	500	07473.060.016	M10X12*	200	07473.100.012	M12X50*	100	07473.120.050

07400 Hexagon socket countersunk head screw / Verzonken schroef met binnenzeskant / Vis à tête fraisée à six pans creux D01A

Thread Metric thread
Material Steel
Class 010.9
Surface treatment Plain

RoHS



d x L	✉	Art.number	d x L	✉	Art.number	d x L	✉	Art.number
M3X5	200	07400.030.005	M3X20	200	07400.030.020	M4X6	200	07400.040.006
M3X6	200	07400.030.006	M3X25	200	07400.030.025	M4X8	200	07400.040.008
M3X8	200	07400.030.008	M3X30	200	07400.030.030	M4X10	200	07400.040.010
M3X10	200	07400.030.010	M3X40	200	07400.030.040	M4X12	200	07400.040.012
M3X12	200	07400.030.012	M3X50	200	07400.030.050	M4X14	200	07400.040.014
M3X16	200	07400.030.016				M4X16	200	07400.040.016

07400 Hexagon socket countersunk head screw / Verzonken schroef met binnenzeskant / Vis à tête fraisée à six pans creux ←

d x L	✉	Art.number	d x L	✉	Art.number	d x L	✉	Art.number
M4X20	200	07400.040.020	M8X130*	100	07400.080.130	M16X45	50	07400.160.045
M4X25	200	07400.040.025	M8X140*	100	07400.080.140	M16X50	50	07400.160.050
M4X30	200	07400.040.030	M8X160*	100	07400.080.160	M16X55	50	07400.160.055
M4X35	200	07400.040.035				M16X60	50	07400.160.060
M4X40	200	07400.040.040	M10X12	200	07400.100.012	M16X70	25	07400.160.070
M4X50	200	07400.040.050	M10X16	200	07400.100.016	M16X80	25	07400.160.080
M4X60	200	07400.040.060	M10X18	200	07400.100.018	M16X90	25	07400.160.090
M4X70	200	07400.040.070	M10X20	200	07400.100.020	M16X100	25	07400.160.100
			M10X25	200	07400.100.025	M16X110	25	07400.160.110
M5X8	200	07400.050.008	M10X30	200	07400.100.030	M16X120	25	07400.160.120
M5X10	200	07400.050.010	M10X35	100	07400.100.035	M16X130	25	07400.160.130
M5X12	200	07400.050.012	M10X40	100	07400.100.040	M16X140	25	07400.160.140
M5X14	500	07400.050.014	M10X45	100	07400.100.045	M16X160	25	07400.160.160
M5X16	200	07400.050.016	M10X50	100	07400.100.050	M16X180	25	07400.160.180
M5X18	200	07400.050.018	M10X55	100	07400.100.055			
M5X20	200	07400.050.020	M10X60	100	07400.100.060	M18X50	25	07400.180.050
M5X22	200	07400.050.022	M10X65	100	07400.100.065	M18X60	25	07400.180.060
M5X25	200	07400.050.025	M10X70	100	07400.100.070	M18X70	25	07400.180.070
M5X30	200	07400.050.030	M10X75	100	07400.100.075	M18X80	25	07400.180.080
M5X35	200	07400.050.035	M10X80	100	07400.100.080	M18X90	25	07400.180.090
M5X40	200	07400.050.040	M10X90	100	07400.100.090	M18X100	25	07400.180.100
M5X45	200	07400.050.045	M10X100	50	07400.100.100			
M5X50	200	07400.050.050	M10X110	100	07400.100.110	M20X30	10	07400.200.030
M5X60	200	07400.050.060	M10X120	50	07400.100.120	M20X35	10	07400.200.035
M5X70	200	07400.050.070	M10X130	50	07400.100.130	M20X40	10	07400.200.040
			M10X140	50	07400.100.140	M20X45	25	07400.200.045
M6X8	200	07400.060.008	M10X150	50	07400.100.150	M20X50	10	07400.200.050
M6X10	200	07400.060.010				M20X55	25	07400.200.055
M6X12	200	07400.060.012	M12X20	100	07400.120.020	M20X60	10	07400.200.060
M6X14	200	07400.060.014	M12X25	100	07400.120.025	M20X70	10	07400.200.070
M6X16	200	07400.060.016	M12X30	100	07400.120.030	M20X80	10	07400.200.080
M6X18	200	07400.060.018	M12X35	100	07400.120.035	M20X90	10	07400.200.090
M6X20	200	07400.060.020	M12X40	100	07400.120.040	M20X100	10	07400.200.100
M6X22*	500	07400.060.022	M12X45	100	07400.120.045	M20X110	10	07400.200.110
M6X25	200	07400.060.025	M12X50	100	07400.120.050	M20X120	10	07400.200.120
M6X30	200	07400.060.030	M12X55	100	07400.120.055	M20X130	25	07400.200.130
M6X35	200	07400.060.035	M12X60	100	07400.120.060	M20X140	10	07400.200.140
M6X40	200	07400.060.040	M12X70	100	07400.120.070	M20X150	10	07400.200.150
M6X45	200	07400.060.045	M12X80	100	07400.120.080	M20X160	10	07400.200.160
M6X50	200	07400.060.050	M12X90	50	07400.120.090	M20X170*	10	07400.200.170
M6X55	200	07400.060.055	M12X100	50	07400.120.100	M20X180	10	07400.200.180
M6X60	200	07400.060.060	M12X110	50	07400.120.110	M20X200	10	07400.200.200
M6X70	200	07400.060.070	M12X120	50	07400.120.120	M20X220*	10	07400.200.220
M6X80	200	07400.060.080	M12X130	50	07400.120.130	M20X240*	10	07400.200.240
M6X90	200	07400.060.090	M12X140	50	07400.120.140			
M6X100	200	07400.060.100	M12X160	50	07400.120.160	M22X60	25	07400.220.060
			M12X180	50	07400.120.180	M22X80	25	07400.220.080
M8X10	200	07400.080.010	M12X200*	50	07400.120.200	M22X100*	10	07400.220.100
M8X12	200	07400.080.012						
M8X14	200	07400.080.014	M14X25	25	07400.140.025	M24X40*	25	07400.240.040
M8X16	200	07400.080.016	M14X30	25	07400.140.030	M24X50	10	07400.240.050
M8X18	200	07400.080.018	M14X35	25	07400.140.035	M24X60	10	07400.240.060
M8X20	200	07400.080.020	M14X40	25	07400.140.040	M24X70	10	07400.240.070
M8X22	200	07400.080.022	M14X45	50	07400.140.045	M24X80	10	07400.240.080
M8X25	200	07400.080.025	M14X50	25	07400.140.050	M24X90	10	07400.240.090
M8X30	200	07400.080.030	M14X55*	50	07400.140.055	M24X100	10	07400.240.100
M8X35	200	07400.080.035	M14X60	25	07400.140.060	M24X110	10	07400.240.110
M8X40	200	07400.080.040	M14X70	25	07400.140.070	M24X120	10	07400.240.120
M8X45	200	07400.080.045	M14X80	25	07400.140.080	M24X130*	10	07400.240.130
M8X50	200	07400.080.050	M14X90	25	07400.140.090	M24X140	10	07400.240.140
M8X55	200	07400.080.055	M14X100	25	07400.140.100	M24X150	10	07400.240.150
M8X60	100	07400.080.060				M24X160	10	07400.240.160
M8X70	100	07400.080.070	M16X20	50	07400.160.020	M24X170*	10	07400.240.170
M8X80	100	07400.080.080	M16X25	50	07400.160.025	M24X180	10	07400.240.180
M8X90	100	07400.080.090	M16X30	50	07400.160.030	M24X200	10	07400.240.200
M8X100	100	07400.080.100	M16X35	50	07400.160.035	M24X240*	10	07400.240.240
M8X120	200	07400.080.120	M16X40	50	07400.160.040			

- Warning: electroplating of these products may cause hydrogen embrittlement.

07405 Hexagon socket countersunk head screw / Verzonken schroef met binnenzeskant / Vis à tête fraisée à six pans creux D01A

Thread Metric thread
Material Steel
Class 010.9
Surface treatment Zinc plated



d x L	✉	Art.number	d x L	✉	Art.number	d x L	✉	Art.number
M3X6	500	07405.030.006	M6X35	200	07405.060.035			
M3X8	500	07405.030.008	M6X40	200	07405.060.040	M12X20	100	07405.120.020
M3X10	500	07405.030.010	M6X45	200	07405.060.045	M12X25	100	07405.120.025
M3X12	500	07405.030.012	M6X50	200	07405.060.050	M12X30	100	07405.120.030
M3X16	500	07405.030.016	M6X55*	200	07405.060.055	M12X35	100	07405.120.035
M3X20	500	07405.030.020	M6X60	200	07405.060.060	M12X40	100	07405.120.040
M3X25*	500	07405.030.025	M6X70	200	07405.060.070	M12X45*	100	07405.120.045
M3X30	500	07405.030.030	M6X80	200	07405.060.080	M12X50	100	07405.120.050
						M12X60	100	07405.120.060
M4X6	500	07405.040.006	M8X10	200	07405.080.010	M12X65*	50	07405.120.065
M4X10	500	07405.040.010	M8X12	200	07405.080.012	M12X70	50	07405.120.070
M4X12	500	07405.040.012	M8X16	200	07405.080.016	M12X80*	50	07405.120.080
M4X14*	500	07405.040.014	M8X18*	200	07405.080.018	M12X90	50	07405.120.090
M4X16	500	07405.040.016	M8X20	200	07405.080.020			
M4X20	500	07405.040.020	M8X25	200	07405.080.025	M16X25*	50	07405.160.025
M4X25	500	07405.040.025	M8X30	200	07405.080.030	M16X30	50	07405.160.030
M4X30	500	07405.040.030	M8X35	200	07405.080.035	M16X35	50	07405.160.035
M4X35	500	07405.040.035	M8X40	200	07405.080.040	M16X40	50	07405.160.040
M4X40	500	07405.040.040	M8X45	200	07405.080.045	M16X45	50	07405.160.045
			M8X50	200	07405.080.050	M16X50	50	07405.160.050
M5X8	500	07405.050.008	M8X55*	200	07405.080.055	M16X55*	50	07405.160.055
M5X10	500	07405.050.010	M8X60	200	07405.080.060	M16X60	50	07405.160.060
M5X12	500	07405.050.012	M8X70	200	07405.080.070	M16X70	25	07405.160.070
M5X14	500	07405.050.014	M8X80	200	07405.080.080	M16X80	25	07405.160.080
M5X16	500	07405.050.016				M16X90	25	07405.160.090
M5X20	500	07405.050.020	M10X16	200	07405.100.016	M16X100*	25	07405.160.100
M5X25	500	07405.050.025	M10X20	200	07405.100.020	M16X110*	25	07405.160.110
M5X30	500	07405.050.030	M10X25	200	07405.100.025			
M5X35	200	07405.050.035	M10X30	200	07405.100.030	M20X30*	25	07405.200.030
M5X40	200	07405.050.040	M10X35	100	07405.100.035	M20X35*	25	07405.200.035
			M10X40	100	07405.100.040	M20X40	25	07405.200.040
M6X8	500	07405.060.008	M10X45	100	07405.100.045	M20X50*	25	07405.200.050
M6X10	500	07405.060.010	M10X50	100	07405.100.050	M20X70	25	07405.200.070
M6X12	500	07405.060.012	M10X60	100	07405.100.060	M20X80*	25	07405.200.080
M6X14	500	07405.060.014	M10X70	100	07405.100.070	M20X90*	25	07405.200.090
M6X16	500	07405.060.016	M10X80	100	07405.100.080	M20X100*	25	07405.200.100
M6X18	500	07405.060.018	M10X90*	100	07405.100.090	M20X110*	25	07405.200.110
M6X20	500	07405.060.020	M10X100	100	07405.100.100	M20X120*	25	07405.200.120
M6X22*	500	07405.060.022	M10X110*	100	07405.100.110	M20X130*	25	07405.200.130
M6X30	500	07405.060.030						

- Warning: electroplating of these products may cause hydrogen embrittlement.

07407 Hexagon socket countersunk head screw / Verzonken schroef met binnenzeskant / Vis à tête fraisée à six pans creux D01A

Thread Metric thread
Material Steel
Class 010.9
Surface treatment Zinc flake Cr(VI) free - flZn/nc



d x L	✉	Art.number	d x L	✉	Art.number	d x L	✉	Art.number
M6X16	200	07407.060.016	M10X20	200	07407.100.020	M12X70	100	07407.120.070
M6X20	200	07407.060.020	M10X25	200	07407.100.025	M12X80	100	07407.120.080
M6X25	200	07407.060.025	M10X30	200	07407.100.030			
M6X30	200	07407.060.030	M10X35	200	07407.100.035	M16X25	50	07407.160.025
M6X40	200	07407.060.040	M10X40	200	07407.100.040	M16X30	50	07407.160.030
			M10X50	100	07407.100.050	M16X40	50	07407.160.040
M8X16	200	07407.080.016	M10X60	100	07407.100.060	M16X50	50	07407.160.050
M8X20	200	07407.080.020				M16X60	50	07407.160.060
M8X25	200	07407.080.025	M12X30	100	07407.120.030			
M8X30	200	07407.080.030	M12X40	100	07407.120.040	M20X50	10	07407.200.050
M8X35	200	07407.080.035	M12X50	100	07407.120.050	M20X60	10	07407.200.060
M8X40	200	07407.080.040	M12X60	100	07407.120.060	M20X70	10	07407.200.070

- A zinc flake coating eliminates the risk of hydrogen embrittlement.

51060 **Hexagon socket countersunk head screw / Verzonken schroef met binnenzeskant / Vis à tête fraisée à six pans creux** **Q05A**

Thread Metric thread
Material Stainless steel A2



RoHS

d x L	✉	Art.number
M2,5X4*	1.000	51060.025.004
M2,5X5*	1.000	51060.025.005
M2,5X6*	1.000	51060.025.006
M2,5X10*	1.000	51060.025.010
M2,5X12*	1.000	51060.025.012
M2,5X16*	1.000	51060.025.016
M3X4	1.000	51060.030.004
M3X5	1.000	51060.030.005
M3X6	200	51060.030.006
M3X8	200	51060.030.008
M3X10	200	51060.030.010
M3X12	200	51060.030.012
M3X14	200	51060.030.014
M3X16	200	51060.030.016
M3X18	200	51060.030.018
M3X20	200	51060.030.020
M3X22*	1.000	51060.030.022
M3X25	200	51060.030.025
M3X30	1.000	51060.030.030
M3X35	500	51060.030.035
M3X40	200	51060.030.040
M3X45	500	51060.030.045
M3X50	200	51060.030.050
M4X5	1.000	51060.040.005
M4X6	200	51060.040.006
M4X8	200	51060.040.008
M4X10	200	51060.040.010
M4X12	200	51060.040.012
M4X14	200	51060.040.014
M4X16	200	51060.040.016
M4X18	200	51060.040.018
M4X20	200	51060.040.020
M4X22	500	51060.040.022
M4X25	200	51060.040.025
M4X30	200	51060.040.030
M4X35	200	51060.040.035
M4X40	200	51060.040.040
M4X45	200	51060.040.045
M4X50	200	51060.040.050
M4X55	200	51060.040.055
M4X60	100	51060.040.060
M5X6	500	51060.050.006
M5X8	200	51060.050.008
M5X10	200	51060.050.010
M5X12	200	51060.050.012
M5X14	200	51060.050.014
M5X16	200	51060.050.016
M5X18	200	51060.050.018
M5X20	200	51060.050.020
M5X22*	500	51060.050.022
M5X25	200	51060.050.025
M5X30	200	51060.050.030
M5X35	200	51060.050.035
M5X40	200	51060.050.040
M5X45	200	51060.050.045
M5X50	100	51060.050.050
M5X55	200	51060.050.055
M5X60	100	51060.050.060
M5X65	100	51060.050.065
M5X70	100	51060.050.070
M5X75*	100	51060.050.075
M5X80	100	51060.050.080
M6X8	200	51060.060.008
M6X10	200	51060.060.010
M6X12	200	51060.060.012
M6X14	200	51060.060.014
M6X16	200	51060.060.016
M6X18	200	51060.060.018
M6X20	200	51060.060.020
M6X22	200	51060.060.022
M6X25	200	51060.060.025
M6X30	200	51060.060.030
M6X35	200	51060.060.035
M6X40	200	51060.060.040
M6X45	100	51060.060.045
M6X50	100	51060.060.050
M6X55	100	51060.060.055
M6X60	100	51060.060.060
M6X65	100	51060.060.065
M6X70	100	51060.060.070
M6X75	100	51060.060.075
M6X80	100	51060.060.080
M6X85	100	51060.060.085
M6X90	100	51060.060.090
M6X100	100	51060.060.100
M6X110	100	51060.060.110
M6X120	100	51060.060.120
M6X130*	100	51060.060.130
M6X140	100	51060.060.140
M6X150*	100	51060.060.150
M8X10	200	51060.080.010
M8X12	200	51060.080.012
M8X14	200	51060.080.014
M8X16	200	51060.080.016
M8X18	200	51060.080.018
M8X20	200	51060.080.020
M8X22	200	51060.080.022
M8X25	100	51060.080.025
M8X30	100	51060.080.030
M8X35	100	51060.080.035
M8X40	100	51060.080.040
M8X45	100	51060.080.045
M8X50	100	51060.080.050
M8X55	100	51060.080.055
M8X60	100	51060.080.060
M8X65	100	51060.080.065
M8X70	50	51060.080.070
M8X75	100	51060.080.075
M8X80	50	51060.080.080
M8X90	50	51060.080.090
M8X100	50	51060.080.100
M8X110	50	51060.080.110
M8X120	50	51060.080.120
M8X130	50	51060.080.130
M8X140	50	51060.080.140
M8X150	50	51060.080.150
M8X160	50	51060.080.160
M8X170*	25	51060.080.170
M8X180*	25	51060.080.180
M8X190*	25	51060.080.190
M8X200*	25	51060.080.200
M10X12	100	51060.100.012
M10X14*	100	51060.100.014
M10X16	100	51060.100.016
M10X18	100	51060.100.018
M10X20	100	51060.100.020
M10X22*	100	51060.100.022
M10X25	100	51060.100.025
M10X30	100	51060.100.030
M10X35	100	51060.100.035
M10X40	100	51060.100.040
M10X45	100	51060.100.045
M10X50	100	51060.100.050
M10X55	100	51060.100.055
M10X60	50	51060.100.060
M10X65	50	51060.100.065
M10X70	50	51060.100.070
M10X75*	50	51060.100.075
M10X80	50	51060.100.080
M10X90	50	51060.100.090
M10X100	50	51060.100.100
M10X110	50	51060.100.110
M10X120	50	51060.100.120
M10X130	50	51060.100.130
M10X140	50	51060.100.140
M10X150	50	51060.100.150
M10X160	50	51060.100.160
M10X170*	25	51060.100.170
M10X180	25	51060.100.180
M10X190*	25	51060.100.190
M10X200	25	51060.100.200
M12X16	50	51060.120.016
M12X18*	50	51060.120.018
M12X20	50	51060.120.020
M12X25	50	51060.120.025
M12X30	50	51060.120.030
M12X35	50	51060.120.035
M12X40	50	51060.120.040
M12X45	50	51060.120.045
M12X50	50	51060.120.050
M12X55	50	51060.120.055
M12X60	50	51060.120.060
M12X65	50	51060.120.065
M12X70	25	51060.120.070
M12X75	25	51060.120.075
M12X80	25	51060.120.080
M12X90	25	51060.120.090
M12X100	25	51060.120.100
M12X110	25	51060.120.110
M12X120	25	51060.120.120
M12X130	25	51060.120.130
M12X140	25	51060.120.140
M12X150	25	51060.120.150
M12X160	25	51060.120.160
M12X170*	25	51060.120.170
M12X180*	25	51060.120.180
M12X200*	25	51060.120.200
M16X25	25	51060.160.025
M16X30	25	51060.160.030
M16X35	25	51060.160.035
M16X40	25	51060.160.040
M16X45	25	51060.160.045
M16X50	25	51060.160.050
M16X55	25	51060.160.055
M16X60	25	51060.160.060
M16X65*	25	51060.160.065
M16X70	25	51060.160.070
M16X75*	25	51060.160.075
M16X80	25	51060.160.080
M16X90	25	51060.160.090
M16X100	10	51060.160.100
M16X110	10	51060.160.110
M16X120	10	51060.160.120
M16X130	10	51060.160.130
M16X140	25	51060.160.140
M16X150	25	51060.160.150
M16X160*	10	51060.160.160
M16X170*	10	51060.160.170
M16X180*	10	51060.160.180
M16X200*	10	51060.160.200
M20X30	25	51060.200.030
M20X35	25	51060.200.035
M20X40	25	51060.200.040
M20X45	25	51060.200.045
M20X50	10	51060.200.050
M20X55*	25	51060.200.055
M20X60	5	51060.200.060
M20X65*	25	51060.200.065
M20X70	10	51060.200.070
M20X75*	25	51060.200.075
M20X80	10	51060.200.080
M20X90*	10	51060.200.090
M20X100*	10	51060.200.100
M20X110*	25	51060.200.110
M20X120*	25	51060.200.120
M20X130*	25	51060.200.130
M20X140*	25	51060.200.140
M20X150*	25	51060.200.150

51060 Hexagon socket countersunk head screw / Verzonken schroef met binnenzeskant / Vis à tête fraisée à six pans creux

d x L	✉	Art.number	d x L	✉	Art.number	d x L	✉	Art.number
M24X40*	10	51060.240.040	M24X70	10	51060.240.070	M24X120*	10	51060.240.120
M24X45*	10	51060.240.045	M24X75*	10	51060.240.075	M24X130	10	51060.240.130
M24X50	10	51060.240.050	M24X80	10	51060.240.080	M24X140	10	51060.240.140
M24X55*	10	51060.240.055	M24X90	10	51060.240.090	M24X150	10	51060.240.150
M24X60	10	51060.240.060	M24X100*	10	51060.240.100			
M24X65*	10	51060.240.065	M24X110*	10	51060.240.110			

55060 Hexagon socket countersunk head screw / Verzonken schroef met binnenzeskant / Vis à tête fraisée à six pans creux Q45A

Thread Metric thread
Material Stainless steel A4



d x L	✉	Art.number	d x L	✉	Art.number	d x L	✉	Art.number
M2,5X4*	1.000	55060.025.004	M5X75*	100	55060.050.075	M10X18*	100	55060.100.018
M2,5X5*	1.000	55060.025.005	M5X80	100	55060.050.080	M10X20	100	55060.100.020
M2,5X6*	1.000	55060.025.006				M10X22*	100	55060.100.022
M2,5X8*	1.000	55060.025.008	M6X8	200	55060.060.008	M10X25	100	55060.100.025
M2,5X10*	1.000	55060.025.010	M6X10	200	55060.060.010	M10X30	100	55060.100.030
M2,5X12*	1.000	55060.025.012	M6X12	200	55060.060.012	M10X35	100	55060.100.035
M2,5X16*	1.000	55060.025.016	M6X14	200	55060.060.014	M10X40	100	55060.100.040
M2,5X20*	1.000	55060.025.020	M6X16	200	55060.060.016	M10X45	100	55060.100.045
			M6X18	200	55060.060.018	M10X50	100	55060.100.050
M3X4	1.000	55060.030.004	M6X20	200	55060.060.020	M10X55	100	55060.100.055
M3X5	1.000	55060.030.005	M6X22*	200	55060.060.022	M10X60	50	55060.100.060
M3X6	200	55060.030.006	M6X25	200	55060.060.025	M10X65	50	55060.100.065
M3X8	200	55060.030.008	M6X30	200	55060.060.030	M10X70	50	55060.100.070
M3X10	200	55060.030.010	M6X35	200	55060.060.035	M10X75*	50	55060.100.075
M3X12	200	55060.030.012	M6X40	200	55060.060.040	M10X80	50	55060.100.080
M3X14	200	55060.030.014	M6X45	100	55060.060.045	M10X90	50	55060.100.090
M3X16	200	55060.030.016	M6X50	100	55060.060.050	M10X100	50	55060.100.100
M3X18	200	55060.030.018	M6X55	100	55060.060.055	M10X110*	50	55060.100.110
M3X20	200	55060.030.020	M6X60	100	55060.060.060	M10X120	50	55060.100.120
M3X22*	1.000	55060.030.022	M6X65	100	55060.060.065	M10X130*	50	55060.100.130
M3X25	200	55060.030.025	M6X70	100	55060.060.070	M10X140	50	55060.100.140
M3X30	1.000	55060.030.030	M6X75*	100	55060.060.075	M10X150*	50	55060.100.150
M3X35*	500	55060.030.035	M6X80	100	55060.060.080	M10X160*	50	55060.100.160
M3X40	500	55060.030.040	M6X90	100	55060.060.090	M10X170*	25	55060.100.170
M3X45*	500	55060.030.045	M6X100	100	55060.060.100	M10X180*	25	55060.100.180
M3X50*	200	55060.030.050	M6X110*	100	55060.060.110	M10X190*	25	55060.100.190
			M6X120	100	55060.060.120	M10X200*	25	55060.100.200
M4X5*	1.000	55060.040.005	M6X130*	100	55060.060.130			
M4X6	200	55060.040.006	M6X140*	100	55060.060.140	M12X16*	50	55060.120.016
M4X8	200	55060.040.008	M6X150*	100	55060.060.150	M12X20	50	55060.120.020
M4X10	200	55060.040.010				M12X22*	50	55060.120.022
M4X12	200	55060.040.012	M8X10	200	55060.080.010	M12X25	50	55060.120.025
M4X14	200	55060.040.014	M8X12	200	55060.080.012	M12X30	50	55060.120.030
M4X16	200	55060.040.016	M8X14	200	55060.080.014	M12X35	50	55060.120.035
M4X18	200	55060.040.018	M8X16	200	55060.080.016	M12X40	50	55060.120.040
M4X20	200	55060.040.020	M8X18	200	55060.080.018	M12X45	50	55060.120.045
M4X22*	500	55060.040.022	M8X20	200	55060.080.020	M12X50	50	55060.120.050
M4X25	200	55060.040.025	M8X22*	200	55060.080.022	M12X55	50	55060.120.055
M4X30	200	55060.040.030	M8X25	100	55060.080.025	M12X60	50	55060.120.060
M4X35	200	55060.040.035	M8X30	100	55060.080.030	M12X65	50	55060.120.065
M4X40	200	55060.040.040	M8X35	100	55060.080.035	M12X70	25	55060.120.070
M4X45	200	55060.040.045	M8X40	100	55060.080.040	M12X75*	25	55060.120.075
M4X50	200	55060.040.050	M8X45	100	55060.080.045	M12X80	25	55060.120.080
M4X55	200	55060.040.055	M8X50	100	55060.080.050	M12X90	25	55060.120.090
M4X60	100	55060.040.060	M8X55	100	55060.080.055	M12X100	25	55060.120.100
			M8X60	100	55060.080.060	M12X110*	25	55060.120.110
M5X6	500	55060.050.006	M8X65	100	55060.080.065	M12X120	25	55060.120.120
M5X8	200	55060.050.008	M8X70	50	55060.080.070	M12X130*	25	55060.120.130
M5X10	200	55060.050.010	M8X75*	100	55060.080.075	M12X140*	25	55060.120.140
M5X12	200	55060.050.012	M8X80	50	55060.080.080	M12X150*	25	55060.120.150
M5X14	200	55060.050.014	M8X90	50	55060.080.090	M12X160*	25	55060.120.160
M5X16	200	55060.050.016	M8X100	50	55060.080.100	M12X170*	25	55060.120.170
M5X18	200	55060.050.018	M8X110	50	55060.080.110	M12X180*	25	55060.120.180
M5X20	200	55060.050.020	M8X120	50	55060.080.120	M12X190*	25	55060.120.190
M5X22	500	55060.050.022	M8X130*	50	55060.080.130	M12X200	10	55060.120.200
M5X25	200	55060.050.025	M8X140*	50	55060.080.140			
M5X30	200	55060.050.030	M8X150*	50	55060.080.150	M14X20*	50	55060.140.020
M5X35	200	55060.050.035	M8X160*	50	55060.080.160	M14X40*	50	55060.140.040
M5X40	200	55060.050.040	M8X170*	25	55060.080.170	M14X50*	50	55060.140.050
M5X45	200	55060.050.045	M8X180*	25	55060.080.180	M14X60*	50	55060.140.060
M5X50	200	55060.050.050	M8X200*	25	55060.080.200	M14X70*	50	55060.140.070
M5X55	200	55060.050.055				M14X80*	50	55060.140.080
M5X60	100	55060.050.060	M10X12*	100	55060.100.012	M14X150*	50	55060.140.150
M5X65*	100	55060.050.065	M10X14*	100	55060.100.014			
M5X70	100	55060.050.070	M10X16	100	55060.100.016	M16X25	25	55060.160.025

55060 Hexagon socket countersunk head screw / Verzonken schroef met binnenzeskant / Vis à tête fraisée à six pans creux ←

d x L	✉	Art.number	d x L	✉	Art.number	d x L	✉	Art.number
M16X30	25	55060.160.030	M16X180*	10	55060.160.180	M20X140*	25	55060.200.140
M16X35	25	55060.160.035	M16X190*	10	55060.160.190	M20X150*	25	55060.200.150
M16X40	25	55060.160.040	M16X200*	10	55060.160.200	M20X200*	10	55060.200.200
M16X45	25	55060.160.045						
M16X50	25	55060.160.050	M20X30	25	55060.200.030	M24X40*	10	55060.240.040
M16X55*	25	55060.160.055	M20X35*	25	55060.200.035	M24X45*	10	55060.240.045
M16X60	25	55060.160.060	M20X40	10	55060.200.040	M24X50*	10	55060.240.050
M16X65	25	55060.160.065	M20X45	10	55060.200.045	M24X55*	10	55060.240.055
M16X70	25	55060.160.070	M20X50	10	55060.200.050	M24X60*	10	55060.240.060
M16X75*	25	55060.160.075	M20X55	10	55060.200.055	M24X65*	10	55060.240.065
M16X80	25	55060.160.080	M20X60	10	55060.200.060	M24X70*	10	55060.240.070
M16X90	25	55060.160.090	M20X65*	25	55060.200.065	M24X75*	10	55060.240.075
M16X100	10	55060.160.100	M20X70	10	55060.200.070	M24X80*	10	55060.240.080
M16X110*	25	55060.160.110	M20X75*	25	55060.200.075	M24X90*	10	55060.240.090
M16X120	25	55060.160.120	M20X80	25	55060.200.080	M24X100*	10	55060.240.100
M16X130	25	55060.160.130	M20X90	10	55060.200.090	M24X110*	10	55060.240.110
M16X140	25	55060.160.140	M20X100	10	55060.200.100	M24X120*	10	55060.240.120
M16X150*	25	55060.160.150	M20X110*	25	55060.200.110	M24X130*	10	55060.240.130
M16X160*	10	55060.160.160	M20X120*	25	55060.200.120	M24X150*	10	55060.240.150
M16X170*	10	55060.160.170	M20X130*	25	55060.200.130			

45008 Hexagon socket countersunk head screw / Verzonken schroef met binnenzeskant / Vis à tête fraisée à six pans creux W010

Thread Metric thread
Material Aluminium
Class P40

RoHS



d x L	✉	Art.number	d x L	✉	Art.number	d x L	✉	Art.number
M3X8	200	45008.030.008	M3X16	200	45008.030.016	M4X10	200	45008.040.010
M3X12	200	45008.030.012						

45208 Hexagon socket countersunk head screw / Verzonken schroef met binnenzeskant / Vis à tête fraisée à six pans creux W010

Thread Metric thread
Material Aluminium
Class P60

RoHS



d x L	✉	Art.number	d x L	✉	Art.number	d x L	✉	Art.number
M5X20	200	45208.050.020	M6X10	200	45208.060.010			
			M6X25	200	45208.060.025	M8X20	200	45208.080.020

Hexalobular socket countersunk head screw

Verzonken schroef met T-ster / Vis à tête fraisée à six lobes internes

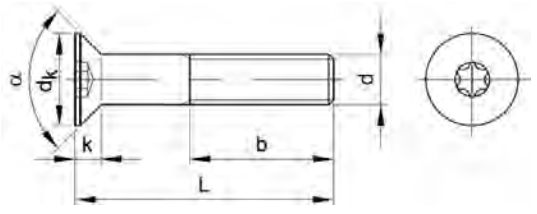

DIN **≈7991**
ISO ≈10642



Technical Data

d	b (min.)	d_k	k (max.)	P	Socket	α
M4	14	8	2.3	0.70	T20	90°
M5	16	10	2.8	0.80	T25	90°
M6	18	12	3.3	1.00	T30	90°
M8	22	16	4.4	1.25	T40	90°

- Due to the unfavourable head geometry these fasteners have reduced loadability.
- Steel fasteners with reduced loadability are marked with a '0' preceding the property class mark, e.g. '010.9'.
- Stainless steel fasteners with reduced loadability are either marked with a '0' preceding the property class mark, e.g. 'A2-070', or with the steel grade only, e.g. 'A2'.

Article groups

Thread	Driving features	Material	Class	Surface treatment	Code	Page
M	Hexalobular	St.	08.8	ZPL	07450	2-51
M	Hexalobular	St.st. A2			51047	2-51
M	Hexalobular	St.st. A4			55047	2-52

07450 **Hexalobular socket countersunk head screw / Verzonken schroef met T-ster / Vis à tête fraisée à six lobes internes** **D02A**

Thread Metric thread
Material Steel
Class 08.8
Surface treatment Zinc plated



d x L	✉	Art.number	d x L	✉	Art.number	d x L	✉	Art.number
M4X8	500	07450.040.008	M5X20	200	07450.050.020	M6X35	200	07450.060.035
M4X10	200	07450.040.010	M5X25	200	07450.050.025	M6X40	200	07450.060.040
M4X12	200	07450.040.012	M5X30	200	07450.050.030			
M4X16	200	07450.040.016	M5X35	100	07450.050.035	M8X16	200	07450.080.016
M4X20	200	07450.040.020	M5X40	100	07450.050.040	M8X20	200	07450.080.020
M4X22*	500	07450.040.022				M8X25	200	07450.080.025
M4X25	200	07450.040.025	M6X10	200	07450.060.010	M8X30	200	07450.080.030
			M6X12	200	07450.060.012	M8X35	100	07450.080.035
M5X8	500	07450.050.008	M6X16	200	07450.060.016	M8X40	100	07450.080.040
M5X10	200	07450.050.010	M6X20	200	07450.060.020	M8X45	100	07450.080.045
M5X12	200	07450.050.012	M6X25	200	07450.060.025	M8X50	100	07450.080.050
M5X16	200	07450.050.016	M6X30	200	07450.060.030			

51047 **Hexalobular socket countersunk head screw / Verzonken schroef met T-ster / Vis à tête fraisée à six lobes internes** **Q05A**

Thread Metric thread
Material Stainless steel A2



d x L	✉	Art.number	d x L	✉	Art.number	d x L	✉	Art.number
M4X10	500	51047.040.010	M5X12	500	51047.050.012	M6X14	200	51047.060.014
M4X12	500	51047.040.012	M5X16	500	51047.050.016	M6X16	200	51047.060.016
M4X16	500	51047.040.016	M5X20	500	51047.050.020	M6X20	200	51047.060.020
M4X20	500	51047.040.020	M5X25	500	51047.050.025	M6X25	200	51047.060.025
						M6X30	200	51047.060.030
M5X10	500	51047.050.010	M6X12	200	51047.060.012			

55047 **Hexalobular socket countersunk head screw / Verzonken schroef met T-ster / Vis à tête fraisée à six lobes internes** **Q45A**

Thread Metric thread
Material Stainless steel A4



d x L	✉	Art.number	d x L	✉	Art.number	d x L	✉	Art.number
M4X10	500	55047.040.010	M5X12	500	55047.050.012	M6X16	200	55047.060.016
M4X12	500	55047.040.012	M5X16	500	55047.050.016	M6X20	200	55047.060.020
M4X16	500	55047.040.016	M5X20	500	55047.050.020	M6X25	200	55047.060.025
M4X20*	500	55047.040.020	M5X25	500	55047.050.025	M6X30	200	55047.060.030
M5X10*	500	55047.050.010	M6X12	200	55047.060.012			

Hexagon socket button head screw

Laagbolkopschroef met binnenzeskant / Vis à tête cylindrique bombée plate à six pans creux

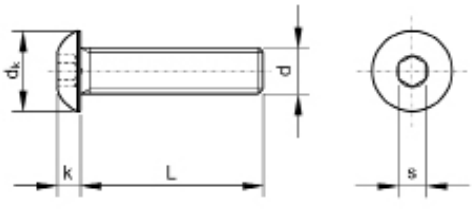

ISO	**7380-1**
NF	≈E25-126
BS	≈4168-6
ASME	≈B18.3.4M



Technical Data

d	d_k (max.)	Full thread if L ≤	k (max.)	P	s
M3	5.7	20	1.65	0.50	2
M4	7.6	16	2.2	0.70	2.5
M5	9.5	25	2.75	0.80	3
M6	10.5	30	3.3	1.00	4
M8	14	35	4.4	1.25	5
M10	17.5	40	5.5	1.50	6
M12	21	50	6.6	1.75	8
M16	28	60	8.8	2.00	10

- Due to the unfavourable head geometry these fasteners have reduced loadability.
- Steel fasteners with reduced loadability are marked with a '0' preceding the property class mark, e.g. '010.9'.
- Stainless steel fasteners with reduced loadability are either marked with a '0' preceding the property class mark, e.g. 'A2-070', or with the steel grade only, e.g. 'A2'.

Article groups

Thread	Driving features	Material	Class	Surface treatment	Code	Page
M	Hexagon socket	St.	010.9	Plain	07150	2-52
M	Hexagon socket	St.	010.9	ZPL	07151	2-53
M	Hexagon socket	St.st. A2			51030	2-54
M	Hexagon socket	St.st. A4			55030	2-54

07150 **Hexagon socket button head screw / Laagbolkopschroef met binnenzeskant / Vis à tête cylindrique bombée plate à six pans creux** **D04A**

Thread Metric thread
Material Steel
Class 010.9
Surface treatment Plain



d x L	✉	Art.number	d x L	✉	Art.number	d x L	✉	Art.number
M3X5	500	07150.030.005	M4X16	200	07150.040.016	M5X25	200	07150.050.025
M3X6	200	07150.030.006	M4X20	200	07150.040.020	M5X30	200	07150.050.030
M3X8	200	07150.030.008	M4X25	200	07150.040.025	M5X35	200	07150.050.035
M3X10	200	07150.030.010	M4X30	200	07150.040.030	M5X40	200	07150.050.040
M3X12	200	07150.030.012	M4X35	200	07150.040.035	M5X45	200	07150.050.045
M3X16	200	07150.030.016	M4X40	200	07150.040.040	M5X50	200	07150.050.050
M3X20	200	07150.030.020	M4X50	200	07150.040.050	M5X60	200	07150.050.060
M3X25	200	07150.030.025				M5X70	200	07150.050.070
M3X30	200	07150.030.030	M5X6	200	07150.050.006			
			M5X8	200	07150.050.008	M6X6	200	07150.060.006
M4X6	200	07150.040.006	M5X10	200	07150.050.010	M6X8	200	07150.060.008
M4X8	200	07150.040.008	M5X12	200	07150.050.012	M6X10	200	07150.060.010
M4X10	200	07150.040.010	M5X16	200	07150.050.016	M6X12	200	07150.060.012
M4X12	200	07150.040.012	M5X20	200	07150.050.020	M6X14	200	07150.060.014

07150 Hexagon socket button head screw / Laagbolkopschroef met binnenzeskant / Vis à tête cylindrique bombée plate à six pans creux ←

d x L	✉	Art.number	d x L	✉	Art.number	d x L	✉	Art.number
M6X16	200	07150.060.016	M8X30	200	07150.080.030	M10X70	100	07150.100.070
M6X18*	500	07150.060.018	M8X35	200	07150.080.035	M10X80	100	07150.100.080
M6X20	200	07150.060.020	M8X40	200	07150.080.040	M10X100	100	07150.100.100
M6X22*	500	07150.060.022	M8X45	200	07150.080.045			
M6X25	200	07150.060.025	M8X50	200	07150.080.050	M12X20	100	07150.120.020
M6X30	200	07150.060.030	M8X55	200	07150.080.055	M12X25	100	07150.120.025
M6X35	200	07150.060.035	M8X60	200	07150.080.060	M12X30	100	07150.120.030
M6X40	200	07150.060.040	M8X70	200	07150.080.070	M12X35	100	07150.120.035
M6X45	200	07150.060.045	M8X80	200	07150.080.080	M12X40	100	07150.120.040
M6X50	200	07150.060.050	M8X100	100	07150.080.100	M12X45	100	07150.120.045
M6X55	200	07150.060.055				M12X50	100	07150.120.050
M6X60	200	07150.060.060	M10X12	200	07150.100.012	M12X60	100	07150.120.060
M6X70	200	07150.060.070	M10X16	200	07150.100.016	M12X70	100	07150.120.070
			M10X20	200	07150.100.020			
M8X8	200	07150.080.008	M10X25	200	07150.100.025	M16X30	50	07150.160.030
M8X10	200	07150.080.010	M10X30	200	07150.100.030	M16X35	50	07150.160.035
M8X12	200	07150.080.012	M10X35	100	07150.100.035	M16X40	50	07150.160.040
M8X14	200	07150.080.014	M10X40	100	07150.100.040	M16X45	50	07150.160.045
M8X16	200	07150.080.016	M10X45	100	07150.100.045	M16X60	50	07150.160.060
M8X18	200	07150.080.018	M10X50	100	07150.100.050	M16X70	50	07150.160.070
M8X20	200	07150.080.020	M10X55	100	07150.100.055			
M8X25	200	07150.080.025	M10X60	100	07150.100.060			

- Warning: electroplating of these products may cause hydrogen embrittlement.

07151 Hexagon socket button head screw / Laagbolkopschroef met binnenzeskant / Vis à tête cylindrique bombée plate à six pans creux D04A

Thread Metric thread
Material Steel
Class 010.9
Surface treatment Zinc plated

RoHS



d x L	✉	Art.number	d x L	✉	Art.number	d x L	✉	Art.number
M3X5	200	07151.030.005	M6X6	200	07151.060.006	M10X16	200	07151.100.016
M3X6	200	07151.030.006	M6X8	200	07151.060.008	M10X20	200	07151.100.020
M3X8	200	07151.030.008	M6X10	200	07151.060.010	M10X25	200	07151.100.025
M3X10	200	07151.030.010	M6X12	200	07151.060.012	M10X30	200	07151.100.030
M3X12	200	07151.030.012	M6X14	500	07151.060.014	M10X35	100	07151.100.035
M3X16	200	07151.030.016	M6X16	200	07151.060.016	M10X40	100	07151.100.040
M3X20	200	07151.030.020	M6X18	500	07151.060.018	M10X45	100	07151.100.045
M3X25	200	07151.030.025	M6X20	200	07151.060.020	M10X50	100	07151.100.050
M3X30	200	07151.030.030	M6X25	200	07151.060.025	M10X55	100	07151.100.055
			M6X30	200	07151.060.030	M10X60	100	07151.100.060
M4X5	500	07151.040.005	M6X35	200	07151.060.035	M10X70	100	07151.100.070
M4X6	200	07151.040.006	M6X40	200	07151.060.040	M10X80	100	07151.100.080
M4X8	200	07151.040.008	M6X45	200	07151.060.045	M10X90	100	07151.100.090
M4X10	200	07151.040.010	M6X50	200	07151.060.050	M10X100	100	07151.100.100
M4X12	200	07151.040.012	M6X55	200	07151.060.055			
M4X16	200	07151.040.016	M6X60	200	07151.060.060	M12X14*	100	07151.120.014
M4X20	200	07151.040.020	M6X70	200	07151.060.070	M12X16	100	07151.120.016
M4X25	200	07151.040.025				M12X20	100	07151.120.020
M4X30	200	07151.040.030	M8X8	200	07151.080.008	M12X25	100	07151.120.025
M4X35	200	07151.040.035	M8X10	200	07151.080.010	M12X30	100	07151.120.030
M4X40	200	07151.040.040	M8X12	200	07151.080.012	M12X35	100	07151.120.035
M4X50	200	07151.040.050	M8X14	200	07151.080.014	M12X40	100	07151.120.040
			M8X16	200	07151.080.016	M12X45	100	07151.120.045
M5X6	200	07151.050.006	M8X18	200	07151.080.018	M12X50	100	07151.120.050
M5X8	200	07151.050.008	M8X20	200	07151.080.020	M12X55	100	07151.120.055
M5X10	200	07151.050.010	M8X25	200	07151.080.025	M12X60	100	07151.120.060
M5X12	200	07151.050.012	M8X30	200	07151.080.030	M12X70	100	07151.120.070
M5X14	500	07151.050.014	M8X35	200	07151.080.035	M12X80	50	07151.120.080
M5X16	200	07151.050.016	M8X40	200	07151.080.040	M12X90	50	07151.120.090
M5X20	200	07151.050.020	M8X45	200	07151.080.045	M12X100	50	07151.120.100
M5X25	200	07151.050.025	M8X50	200	07151.080.050	M12X110	50	07151.120.110
M5X30	200	07151.050.030	M8X55	200	07151.080.055	M12X120	50	07151.120.120
M5X35	200	07151.050.035	M8X60	200	07151.080.060			
M5X40	200	07151.050.040	M8X70	200	07151.080.070	M16X30*	100	07151.160.030
M5X45	200	07151.050.045	M8X80	100	07151.080.080	M16X40	100	07151.160.040
M5X50	200	07151.050.050	M8X90	100	07151.080.090	M16X45*	50	07151.160.045
M5X60	200	07151.050.060	M8X100	100	07151.080.100	M16X50	50	07151.160.050
M5X70	200	07151.050.070				M16X60	50	07151.160.060
			M10X12	200	07151.100.012			

- Warning: electroplating of these products may cause hydrogen embrittlement.

51030 Hexagon socket button head screw / Laagbolkopschroef met binnenzeskant / Vis à tête cylindrique bombée plate à six pans creux Q05A

Thread Metric thread
Material Stainless steel A2



d x L	✉	Art.number	d x L	✉	Art.number	d x L	✉	Art.number
M3X3	500	51030.030.003	M5X40	200	51030.050.040	M8X70	100	51030.080.070
M3X4	500	51030.030.004	M5X45	200	51030.050.045	M8X75*	100	51030.080.075
M3X5	500	51030.030.005	M5X50	200	51030.050.050	M8X80	100	51030.080.080
M3X6	200	51030.030.006	M5X55*	200	51030.050.055	M8X90	100	51030.080.090
M3X8	200	51030.030.008	M5X60	200	51030.050.060	M8X100	100	51030.080.100
M3X10	200	51030.030.010	M5X65*	100	51030.050.065	M8X110*	50	51030.080.110
M3X12	200	51030.030.012	M5X70	200	51030.050.070	M8X120	100	51030.080.120
M3X14	200	51030.030.014	M5X75*	100	51030.050.075			
M3X16	200	51030.030.016	M5X80*	100	51030.050.080	M10X12	100	51030.100.012
M3X18	200	51030.030.018				M10X14*	100	51030.100.014
M3X20	200	51030.030.020	M6X6	200	51030.060.006	M10X16	100	51030.100.016
M3X22	200	51030.030.022	M6X8	200	51030.060.008	M10X18*	100	51030.100.018
M3X25	200	51030.030.025	M6X10	200	51030.060.010	M10X20	100	51030.100.020
M3X30	200	51030.030.030	M6X12	200	51030.060.012	M10X22*	100	51030.100.022
M3X35	200	51030.030.035	M6X14	200	51030.060.014	M10X25	100	51030.100.025
M3X40	200	51030.030.040	M6X16	200	51030.060.016	M10X30	100	51030.100.030
M3X45*	500	51030.030.045	M6X18	200	51030.060.018	M10X35	100	51030.100.035
M3X50	200	51030.030.050	M6X20	200	51030.060.020	M10X40	100	51030.100.040
			M6X22	200	51030.060.022	M10X45	100	51030.100.045
M4X4	200	51030.040.004	M6X25	200	51030.060.025	M10X50	100	51030.100.050
M4X5	200	51030.040.005	M6X30	200	51030.060.030	M10X55	100	51030.100.055
M4X6	200	51030.040.006	M6X35	200	51030.060.035	M10X60	100	51030.100.060
M4X8	200	51030.040.008	M6X40	100	51030.060.040	M10X65*	50	51030.100.065
M4X10	200	51030.040.010	M6X45	100	51030.060.045	M10X70	100	51030.100.070
M4X12	50	51030.040.012	M6X50	100	51030.060.050	M10X75*	50	51030.100.075
M4X14	200	51030.040.014	M6X55	100	51030.060.055	M10X80	100	51030.100.080
M4X16	200	51030.040.016	M6X60	100	51030.060.060	M10X90	100	51030.100.090
M4X18	200	51030.040.018	M6X65	100	51030.060.065	M10X100	100	51030.100.100
M4X20	200	51030.040.020	M6X70	100	51030.060.070	M10X110	100	51030.100.110
M4X22*	500	51030.040.022	M6X75*	100	51030.060.075	M10X120	100	51030.100.120
M4X25	200	51030.040.025	M6X80	100	51030.060.080			
M4X30	200	51030.040.030	M6X90*	100	51030.060.090	M12X16	100	51030.120.016
M4X35	200	51030.040.035	M6X100	100	51030.060.100	M12X18*	50	51030.120.018
M4X40	200	51030.040.040	M6X120*	100	51030.060.120	M12X20	100	51030.120.020
M4X45	200	51030.040.045				M12X22*	50	51030.120.022
M4X50	200	51030.040.050	M8X8	100	51030.080.008	M12X25	100	51030.120.025
M4X55	200	51030.040.055	M8X10	100	51030.080.010	M12X30	100	51030.120.030
M4X60	200	51030.040.060	M8X12	100	51030.080.012	M12X35	100	51030.120.035
			M8X14	100	51030.080.014	M12X40	100	51030.120.040
M5X5	200	51030.050.005	M8X16	100	51030.080.016	M12X45	100	51030.120.045
M5X6	200	51030.050.006	M8X18	100	51030.080.018	M12X50	100	51030.120.050
M5X8	200	51030.050.008	M8X20	100	51030.080.020	M12X55	100	51030.120.055
M5X10	200	51030.050.010	M8X22	100	51030.080.022	M12X60	100	51030.120.060
M5X12	200	51030.050.012	M8X25	100	51030.080.025	M12X65*	50	51030.120.065
M5X14	200	51030.050.014	M8X30	100	51030.080.030	M12X70	50	51030.120.070
M5X16	200	51030.050.016	M8X35	100	51030.080.035	M12X75*	25	51030.120.075
M5X18	200	51030.050.018	M8X40	100	51030.080.040	M12X80	50	51030.120.080
M5X20	200	51030.050.020	M8X45	100	51030.080.045	M12X90*	25	51030.120.090
M5X22*	500	51030.050.022	M8X50	100	51030.080.050	M12X100	50	51030.120.100
M5X25	200	51030.050.025	M8X55	100	51030.080.055	M12X110*	25	51030.120.110
M5X30	200	51030.050.030	M8X60	100	51030.080.060	M12X120*	25	51030.120.120
M5X35	200	51030.050.035	M8X65*	100	51030.080.065			

55030 Hexagon socket button head screw / Laagbolkopschroef met binnenzeskant / Vis à tête cylindrique bombée plate à six pans creux Q45A

Thread Metric thread
Material Stainless steel A4



d x L	✉	Art.number	d x L	✉	Art.number	d x L	✉	Art.number
M3X4*	1.000	55030.030.004	M3X30	1.000	55030.030.030	M4X14*	1.000	55030.040.014
M3X5	1.000	55030.030.005	M3X35*	500	55030.030.035	M4X16	50	55030.040.016
M3X6	50	55030.030.006	M3X40*	500	55030.030.040	M4X18*	1.000	55030.040.018
M3X8	50	55030.030.008	M3X45*	500	55030.030.045	M4X20	50	55030.040.020
M3X10	50	55030.030.010	M3X50*	200	55030.030.050	M4X22*	500	55030.040.022
M3X12	50	55030.030.012				M4X25	50	55030.040.025
M3X14*	1.000	55030.030.014	M4X4*	1.000	55030.040.004	M4X30	50	55030.040.030
M3X16	50	55030.030.016	M4X5	1.000	55030.040.005	M4X35	200	55030.040.035
M3X18*	1.000	55030.030.018	M4X6	50	55030.040.006	M4X40	200	55030.040.040
M3X20	50	55030.030.020	M4X8	50	55030.040.008	M4X45*	200	55030.040.045
M3X22*	1.000	55030.030.022	M4X10	50	55030.040.010	M4X50*	200	55030.040.050
M3X25	50	55030.030.025	M4X12	50	55030.040.012	M4X55*	200	55030.040.055

55030	Hexagon socket button head screw / Laagbolkopschroef met binnenzeskant / Vis à tête cylindrique bombée plate à six pans creux	←

d x L	✉	Art.number	d x L	✉	Art.number	d x L	✉	Art.number
M4X60*	100	55030.040.060	M6X50	25	55030.060.050	M10X16	25	55030.100.016
			M6X55	25	55030.060.055	M10X18*	100	55030.100.018
M5X5	500	55030.050.005	M6X60	25	55030.060.060	M10X20	25	55030.100.020
M5X6	500	55030.050.006	M6X65*	100	55030.060.065	M10X22*	100	55030.100.022
M5X8	50	55030.050.008	M6X70	100	55030.060.070	M10X25	25	55030.100.025
M5X10	50	55030.050.010	M6X75*	100	55030.060.075	M10X30	25	55030.100.030
M5X12	50	55030.050.012	M6X80	100	55030.060.080	M10X35	25	55030.100.035
M5X14	500	55030.050.014	M6X90*	100	55030.060.090	M10X40	25	55030.100.040
M5X16	50	55030.050.016	M6X100*	100	55030.060.100	M10X45	10	55030.100.045
M5X18*	500	55030.050.018	M6X120*	100	55030.060.120	M10X50	10	55030.100.050
M5X20	50	55030.050.020				M10X55	10	55030.100.055
M5X22	500	55030.050.022	M8X8*	500	55030.080.008	M10X60	10	55030.100.060
M5X25	25	55030.050.025	M8X10	25	55030.080.010	M10X65*	50	55030.100.065
M5X30	25	55030.050.030	M8X12	25	55030.080.012	M10X70	50	55030.100.070
M5X35	25	55030.050.035	M8X14*	200	55030.080.014	M10X75*	50	55030.100.075
M5X40	25	55030.050.040	M8X16	25	55030.080.016	M10X80*	50	55030.100.080
M5X45	25	55030.050.045	M8X18*	200	55030.080.018	M10X90	50	55030.100.090
M5X50	25	55030.050.050	M8X20	25	55030.080.020	M10X100*	50	55030.100.100
M5X55*	200	55030.050.055	M8X22*	200	55030.080.022	M10X110*	50	55030.100.110
M5X60	100	55030.050.060	M8X25	25	55030.080.025	M10X120*	50	55030.100.120
M5X65*	100	55030.050.065	M8X30	25	55030.080.030			
M5X70*	100	55030.050.070	M8X35	25	55030.080.035	M12X16*	50	55030.120.016
M5X80*	100	55030.050.080	M8X40	25	55030.080.040	M12X20	50	55030.120.020
			M8X45	25	55030.080.045	M12X25	50	55030.120.025
M6X6	500	55030.060.006	M8X50	25	55030.080.050	M12X30	50	55030.120.030
M6X8	25	55030.060.008	M8X55	25	55030.080.055	M12X35*	50	55030.120.035
M6X10	25	55030.060.010	M8X60	25	55030.080.060	M12X40	50	55030.120.040
M6X12	25	55030.060.012	M8X65*	100	55030.080.065	M12X45	50	55030.120.045
M6X14	200	55030.060.014	M8X70	100	55030.080.070	M12X50*	50	55030.120.050
M6X16	25	55030.060.016	M8X75*	100	55030.080.075	M12X55*	50	55030.120.055
M6X18*	200	55030.060.018	M8X80	100	55030.080.080	M12X60*	50	55030.120.060
M6X20	25	55030.060.020	M8X90*	100	55030.080.090	M12X65*	50	55030.120.065
M6X22*	200	55030.060.022	M8X100*	50	55030.080.100	M12X70*	50	55030.120.070
M6X25	25	55030.060.025	M8X110*	50	55030.080.110	M12X80*	25	55030.120.080
M6X30	25	55030.060.030	M8X120*	50	55030.080.120	M12X90	25	55030.120.090
M6X35	25	55030.060.035				M12X100*	25	55030.120.100
M6X40	25	55030.060.040	M10X12*	100	55030.100.012	M12X110*	25	55030.120.110
M6X45	25	55030.060.045	M10X14*	100	55030.100.014	M12X120*	25	55030.120.120

Hexagon socket button head screw with large head

Laagbolkopschroef met binnenzeskant en grote kop / Vis à tête cylindrique bombée plate à six pans creux avec tête large

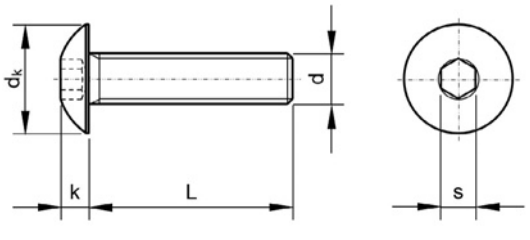

ISO ≈7380-1

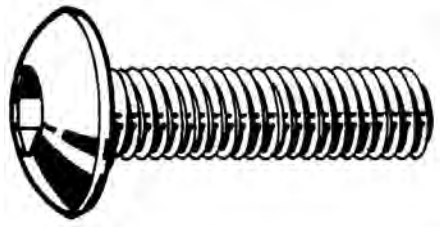

Technical Data

d	d_k	k	s
M8	17	4.4	5.5

- Due to the unfavourable head geometry these fasteners have reduced loadability.
- Steel fasteners with reduced loadability are marked with a '0' preceding the property class mark, e.g. '010.9'.
- Stainless steel fasteners with reduced loadability are either marked with a '0' preceding the property class mark, e.g. 'A2-070', or with the steel grade only, e.g. 'A2'.
- These screws are fully threaded.

51023	Hexagon socket button head screw with large head / Laagbolkopschroef met binnenzeskant en grote kop / Vis à tête cylindrique bombée plate à six pans creux avec tête large	Q05A

Thread Metric thread
Material Stainless steel A2

RoHS

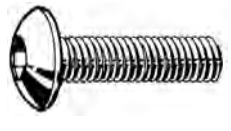

d x L	✉	Art.number	d x L	✉	Art.number	d x L	✉	Art.number
M8X40*	100	51023.080.040	M8X50*	100	51023.080.050	M8X60*	100	51023.080.060
M8X45	100	51023.080.045						

Hexalobular socket button head screw

Laagbolkopschroef met T-ster / Vis à tête cylindrique bombée plate à six lobes internes

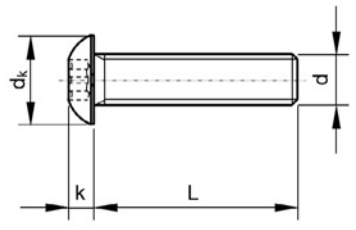

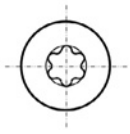

ISO	**≈7380-1**
NF	≈E25-126
BS	≈4168-6
ASME	≈B18.3.4M

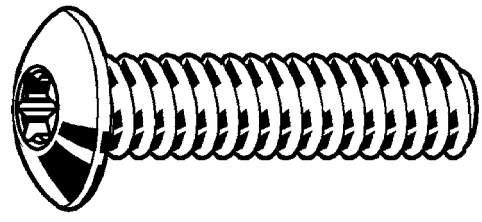

Technical Data

d	d_k (max.)	k (max.)	P	Socket
M3	5.7	1.65	0.50	T10
M4	7.6	2.2	0.70	T20
M5	9.5	2.75	0.80	T25
M6	10.5	3.3	1.00	T30
M8	14	4.4	1.25	T40
M10	17.5	5.5	1.50	T50

- Due to the unfavourable head geometry these fasteners have reduced loadability.
- Steel fasteners with reduced loadability are marked with a '0' preceding the property class mark, e.g. '010.9'.
- Stainless steel fasteners with reduced loadability are either marked with a '0' preceding the property class mark, e.g. 'A2-070', or with the steel grade only, e.g. 'A2'.

Article groups

Thread	Driving features	Material	Class	Surface treatment	Code	Page
M	Hexalobular	St.	010.9	ZPL	07290	2-56
M	Hexalobular	St.st. A2			51029	2-56
M	Hexalobular	St.st. A4			55032	2-57

07290 Hexalobular socket button head screw / Laagbolkopschroef met T-ster / Vis à tête cylindrique bombée plate à six lobes internes D04A

Thread Metric thread
Material Steel
Class 010.9
Surface treatment Zinc plated



d x L	✉	Art.number	d x L	✉	Art.number	d x L	✉	Art.number
M4X6	500	07290.040.006	M5X16	200	07290.050.016	M6X25	200	07290.060.025
M4X8	500	07290.040.008	M5X20	200	07290.050.020			
M4X10	200	07290.040.010	M5X25	200	07290.050.025	M8X12	200	07290.080.012
M4X12	200	07290.040.012	M5X30*	500	07290.050.030	M8X16	200	07290.080.016
M4X16	200	07290.040.016	M5X35*	500	07290.050.035	M8X20	200	07290.080.020
M4X20	200	07290.040.020				M8X25	200	07290.080.025
			M6X10	200	07290.060.010	M8X30	200	07290.080.030
M5X8	500	07290.050.008	M6X12	200	07290.060.012	M8X35	200	07290.080.035
M5X10	200	07290.050.010	M6X16	200	07290.060.016	M8X40	200	07290.080.040
M5X12	200	07290.050.012	M6X20	200	07290.060.020			

- Warning: electroplating of these products may cause hydrogen embrittlement.

51029 Hexalobular socket button head screw / Laagbolkopschroef met T-ster / Vis à tête cylindrique bombée plate à six lobes internes Q45A

Thread Metric thread
Material Stainless steel A2



d x L	✉	Art.number	d x L	✉	Art.number	d x L	✉	Art.number
M3X3*	1.000	51029.030.003	M3X35*	500	51029.030.035	M4X30	500	51029.040.030
M3X4*	1.000	51029.030.004	M3X40*	500	51029.030.040	M4X35	200	51029.040.035
M3X5	500	51029.030.005				M4X40	200	51029.040.040
M3X6	500	51029.030.006	M4X4*	1.000	51029.040.004			
M3X8	500	51029.030.008	M4X5*	1.000	51029.040.005	M5X5*	500	51029.050.005
M3X10	1.000	51029.030.010	M4X6	500	51029.040.006	M5X6	500	51029.050.006
M3X12	1.000	51029.030.012	M4X8	1.000	51029.040.008	M5X8	500	51029.050.008
M3X14*	1.000	51029.030.014	M4X10	1.000	51029.040.010	M5X10	500	51029.050.010
M3X16	1.000	51029.030.016	M4X12	1.000	51029.040.012	M5X12	500	51029.050.012
M3X18*	1.000	51029.030.018	M4X16	1.000	51029.040.016	M5X14	500	51029.050.014
M3X20	1.000	51029.030.020	M4X18*	1.000	51029.040.018	M5X16	500	51029.050.016
M3X22*	1.000	51029.030.022	M4X20	500	51029.040.020	M5X18*	500	51029.050.018
M3X25	1.000	51029.030.025	M4X25	500	51029.040.025	M5X20	500	51029.050.020
M3X30	1.000	51029.030.030						

51029 Hexalobular socket button head screw / Laagbolkopschroef met T-ster / Vis à tête cylindrique bombée plate à six lobes internes ←

d x L	✉	Art.number	d x L	✉	Art.number	d x L	✉	Art.number
M5X22*	500	51029.050.022	M6X40	200	51029.060.040	M8X50*	200	51029.080.050
M5X25	500	51029.050.025	M6X45	100	51029.060.045	M8X55*	200	51029.080.055
M5X30	500	51029.050.030	M6X50	100	51029.060.050	M8X60*	200	51029.080.060
M5X35*	500	51029.050.035	M6X55*	100	51029.060.055	M8X70*	100	51029.080.070
M5X40	500	51029.050.040	M6X60*	100	51029.060.060	M8X80*	100	51029.080.080
M5X45*	200	51029.050.045	M6X70*	100	51029.060.070	M8X100*	50	51029.080.100
M5X50*	200	51029.050.050	M6X80*	100	51029.060.080	M8X120*	50	51029.080.120
M5X60	100	51029.050.060						
			M8X8*	500	51029.080.008	M10X12	100	51029.100.012
M6X6*	500	51029.060.006	M8X10	200	51029.080.010	M10X20	100	51029.100.020
M6X8	500	51029.060.008	M8X12	200	51029.080.012	M10X25	100	51029.100.025
M6X10	500	51029.060.010	M8X14*	200	51029.080.014	M10X30*	100	51029.100.030
M6X12	500	51029.060.012	M8X16	200	51029.080.016	M10X35	100	51029.100.035
M6X14*	500	51029.060.014	M8X18*	200	51029.080.018	M10X40*	100	51029.100.040
M6X16	500	51029.060.016	M8X20	200	51029.080.020	M10X45*	100	51029.100.045
M6X18*	200	51029.060.018	M8X22*	200	51029.080.022	M10X50*	50	51029.100.050
M6X20	500	51029.060.020	M8X25	200	51029.080.025	M10X60*	50	51029.100.060
M6X22*	200	51029.060.022	M8X30	200	51029.080.030	M10X70*	50	51029.100.070
M6X25	200	51029.060.025	M8X35*	200	51029.080.035	M10X80*	50	51029.100.080
M6X30	200	51029.060.030	M8X40*	200	51029.080.040	M10X100*	50	51029.100.100
M6X35	200	51029.060.035	M8X45	200	51029.080.045			

55032 Hexalobular socket button head screw / Laagbolkopschroef met T-ster / Vis à tête cylindrique bombée plate à six lobes internes **Q45A**

Thread Metric thread
Material Stainless steel A4



d x L	✉	Art.number	d x L	✉	Art.number	d x L	✉	Art.number
M3X4*	1.000	55032.030.004	M4X8	1.000	55032.040.008	M5X8*	500	55032.050.008
M3X6*	1.000	55032.030.006	M4X16*	2.000	55032.040.016			
M3X8*	1.000	55032.030.008	M4X20*	500	55032.040.020	M6X10*	500	55032.060.010
						M6X16*	500	55032.060.016
M4X6*	1.000	55032.040.006	M5X6*	500	55032.050.006	M6X30*	200	55032.060.030

Hexagon socket button head screw with flange

Laagbolkopschroef met binnenzeskant en flens / Vis à tête cylindrique bombée plate à six pans creux à embase plate

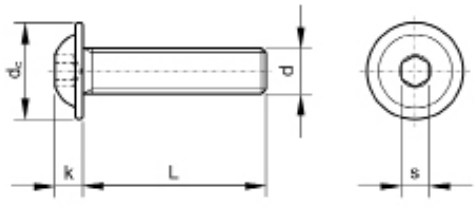

ISO 7380-2



Technical Data

d	d_c (max.)	Full thread if L ≤	k (max.)	P	s
M3	6.9	20	1.65	0.50	2
M4	9.4	25	2.2	0.70	2.5
M5	11.8	25	2.75	0.80	3
M6	13.6	30	3.3	1.00	4
M8	17.8	35	4.4	1.25	5
M10	21.9	40	5.5	1.50	6
M12	26.0	50	6.6	1.75	8

- Due to the unfavourable head geometry these fasteners have reduced loadability.
- Steel fasteners with reduced loadability are marked with a '0' preceding the property class mark, e.g. '010.9'.
- Stainless steel fasteners with reduced loadability are either marked with a '0' preceding the property class mark, e.g. 'A2-070', or with the steel grade only, e.g. 'A2'.

Article groups

Thread	Driving features	Material	Class	Surface treatment	Code	Page
M	Hexagon socket	St.	010.9	Plain	07144	2-58
M	Hexagon socket	St.	010.9	ZPL	07141	2-58
M	Hexagon socket	St.st. A2			51028	2-58
M	Hexagon socket	St.st. A4			55025	2-59

07144 Hexagon socket button head screw with flange / Laagbolkopschroef met binnenzeskant en flens / Vis à tête cylindrique bombée plate à six pans creux à embase plate — D04A

Thread Metric thread
Material Steel
Class 010.9
Surface treatment Plain



d x L	✉	Art.number	d x L	✉	Art.number	d x L	✉	Art.number
M4X6*	500	07144.040.006	M5X25*	500	07144.050.025	M8X12	200	07144.080.012
M4X8	500	07144.040.008	M5X30*	500	07144.050.030	M8X16	200	07144.080.016
M4X10	500	07144.040.010	M5X35*	200	07144.050.035	M8X20	200	07144.080.020
M4X12	500	07144.040.012				M8X25	200	07144.080.025
M4X16*	500	07144.040.016	M6X6*	500	07144.060.006	M8X30*	200	07144.080.030
M4X20*	500	07144.040.020	M6X8*	500	07144.060.008	M8X35*	200	07144.080.035
M4X25*	500	07144.040.025	M6X10	500	07144.060.010	M8X40*	200	07144.080.040
M4X30*	500	07144.040.030	M6X12	500	07144.060.012	M8X50*	200	07144.080.050
			M6X16	500	07144.060.016	M8X60*	200	07144.080.060
M5X6*	500	07144.050.006	M6X20	500	07144.060.020			
M5X8	500	07144.050.008	M6X25	500	07144.060.025	M10X20*	200	07144.100.020
M5X10	500	07144.050.010	M6X30*	500	07144.060.030	M10X25*	200	07144.100.025
M5X12	500	07144.050.012	M6X35*	500	07144.060.035	M10X30*	200	07144.100.030
M5X16*	500	07144.050.016	M6X40*	500	07144.060.040	M10X35*	100	07144.100.035
M5X20	500	07144.050.020						

- Warning: electroplating of these products may cause hydrogen embrittlement.

07141 Hexagon socket button head screw with flange / Laagbolkopschroef met binnenzeskant en flens / Vis à tête cylindrique bombée plate à six pans creux à embase plate — D04A

Thread Metric thread
Material Steel
Class 010.9
Surface treatment Zinc plated



d x L	✉	Art.number	d x L	✉	Art.number	d x L	✉	Art.number
M3X6	200	07141.030.006	M5X30	200	07141.050.030	M8X35	200	07141.080.035
M3X8	200	07141.030.008	M5X35	200	07141.050.035	M8X40	200	07141.080.040
M3X10	200	07141.030.010	M5X40	200	07141.050.040	M8X45	200	07141.080.045
M3X12	200	07141.030.012	M5X45	200	07141.050.045	M8X50	200	07141.080.050
M3X16	200	07141.030.016	M5X50	200	07141.050.050	M8X60	200	07141.080.060
M3X20	200	07141.030.020						
M3X25	200	07141.030.025	M6X8	200	07141.060.008	M10X16	200	07141.100.016
M3X30	200	07141.030.030	M6X10	200	07141.060.010	M10X20	200	07141.100.020
			M6X12	200	07141.060.012	M10X25	200	07141.100.025
M4X6	200	07141.040.006	M6X14	500	07141.060.014	M10X30	200	07141.100.030
M4X8	200	07141.040.008	M6X16	200	07141.060.016	M10X35	100	07141.100.035
M4X10	200	07141.040.010	M6X20	200	07141.060.020	M10X40	100	07141.100.040
M4X12	200	07141.040.012	M6X25	200	07141.060.025	M10X45	100	07141.100.045
M4X16	200	07141.040.016	M6X30	200	07141.060.030	M10X50	100	07141.100.050
M4X20	200	07141.040.020	M6X35	200	07141.060.035	M10X60	100	07141.100.060
M4X25	200	07141.040.025	M6X40	200	07141.060.040			
M4X30	200	07141.040.030	M6X45	200	07141.060.045	M12X20	100	07141.120.020
M4X40	200	07141.040.040	M6X50	200	07141.060.050	M12X25	100	07141.120.025
M4X45	200	07141.040.045	M6X60	200	07141.060.060	M12X30	100	07141.120.030
						M12X35	100	07141.120.035
M5X6	200	07141.050.006	M8X10	200	07141.080.010	M12X40	100	07141.120.040
M5X8	200	07141.050.008	M8X12	200	07141.080.012	M12X45	100	07141.120.045
M5X10	200	07141.050.010	M8X14	200	07141.080.014	M12X50	100	07141.120.050
M5X12	200	07141.050.012	M8X16	200	07141.080.016	M12X60	100	07141.120.060
M5X16	200	07141.050.016	M8X20	200	07141.080.020	M12X70	100	07141.120.070
M5X20	200	07141.050.020	M8X25	200	07141.080.025	M12X80	50	07141.120.080
M5X25	200	07141.050.025	M8X30	200	07141.080.030			

- Warning: electroplating of these products may cause hydrogen embrittlement.

51028 Hexagon socket button head screw with flange / Laagbolkopschroef met binnenzeskant en flens / Vis à tête cylindrique bombée plate à six pans creux à embase plate — R09A

Thread Metric thread
Material Stainless steel A2



d x L	✉	Art.number	d x L	✉	Art.number	d x L	✉	Art.number
M3X3*	1.000	51028.030.003	M3X12	200	51028.030.012	M3X25*	1.000	51028.030.025
M3X4	500	51028.030.004	M3X14*	1.000	51028.030.014	M3X30*	1.000	51028.030.030
M3X5	500	51028.030.005	M3X16	200	51028.030.016	M3X35*	500	51028.030.035
M3X6	200	51028.030.006	M3X18*	1.000	51028.030.018	M3X40*	500	51028.030.040
M3X8	200	51028.030.008	M3X20	200	51028.030.020	M3X45*	500	51028.030.045
M3X10	200	51028.030.010	M3X22*	1.000	51028.030.022	M3X50*	200	51028.030.050

51028 Hexagon socket button head screw with flange / Laagbolkopschroef met binnenzeskant en flens / Vis à tête cylindrique bombée plate à six pans creux à embase plate

d x L	✉	Art.number
M4X4	200	51028.040.004
M4X5*	1.000	51028.040.005
M4X6	200	51028.040.006
M4X8	200	51028.040.008
M4X10	200	51028.040.010
M4X12	200	51028.040.012
M4X14	200	51028.040.014
M4X16	200	51028.040.016
M4X18*	1.000	51028.040.018
M4X20	200	51028.040.020
M4X22	200	51028.040.022
M4X25	200	51028.040.025
M4X30	200	51028.040.030
M4X35	200	51028.040.035
M4X40	200	51028.040.040
M4X45*	200	51028.040.045
M4X50	200	51028.040.050
M4X55*	200	51028.040.055
M4X60	200	51028.040.060
M5X5	200	51028.050.005
M5X6	200	51028.050.006
M5X8	200	51028.050.008
M5X10	200	51028.050.010
M5X12	200	51028.050.012
M5X14	200	51028.050.014
M5X16	200	51028.050.016
M5X18*	500	51028.050.018
M5X20	200	51028.050.020
M5X22*	500	51028.050.022
M5X25	200	51028.050.025
M5X30	200	51028.050.030
M5X35	200	51028.050.035
M5X40	200	51028.050.040
M5X45*	200	51028.050.045
M5X50	200	51028.050.050
M5X55*	200	51028.050.055
M5X60	200	51028.050.060
M5X65*	100	51028.050.065
M5X70*	100	51028.050.070
M5X75*	100	51028.050.075
M5X80*	100	51028.050.080
M6X6	200	51028.060.006
M6X8	200	51028.060.008
M6X10	200	51028.060.010
M6X12	200	51028.060.012
M6X14	200	51028.060.014
M6X16	200	51028.060.016
M6X18	200	51028.060.018
M6X20	200	51028.060.020
M6X22	200	51028.060.022
M6X25	200	51028.060.025
M6X30	200	51028.060.030
M6X35	200	51028.060.035
M6X40	100	51028.060.040
M6X45	100	51028.060.045
M6X50	100	51028.060.050
M6X55	100	51028.060.055
M6X60	100	51028.060.060
M6X65*	100	51028.060.065
M6X70	100	51028.060.070
M6X75*	100	51028.060.075
M6X80*	100	51028.060.080
M6X90*	100	51028.060.090
M6X100*	100	51028.060.100
M6X120*	100	51028.060.120
M8X8	100	51028.080.008
M8X10	100	51028.080.010
M8X12	100	51028.080.012
M8X14	100	51028.080.014
M8X16	100	51028.080.016
M8X18	100	51028.080.018
M8X20	100	51028.080.020
M8X22*	200	51028.080.022
M8X25	100	51028.080.025
M8X30	100	51028.080.030
M8X35	100	51028.080.035
M8X40	100	51028.080.040
M8X45	100	51028.080.045
M8X50	100	51028.080.050
M8X55	100	51028.080.055
M8X60	100	51028.080.060
M8X65*	100	51028.080.065
M8X70	100	51028.080.070
M8X75*	100	51028.080.075
M8X80	100	51028.080.080
M8X90*	100	51028.080.090
M8X100*	50	51028.080.100
M8X110	100	51028.080.110
M8X120*	50	51028.080.120
M10X12	100	51028.100.012
M10X14*	100	51028.100.014
M10X16	100	51028.100.016
M10X18*	100	51028.100.018
M10X20	100	51028.100.020
M10X22*	100	51028.100.022
M10X25	100	51028.100.025
M10X30	100	51028.100.030
M10X35	100	51028.100.035
M10X40	100	51028.100.040
M10X45*	100	51028.100.045
M10X50	100	51028.100.050
M10X55*	50	51028.100.055
M10X60	100	51028.100.060
M10X65*	50	51028.100.065
M10X70*	50	51028.100.070
M10X75*	50	51028.100.075
M10X80*	50	51028.100.080
M10X90*	50	51028.100.090
M10X100*	50	51028.100.100
M10X110*	50	51028.100.110
M10X120*	50	51028.100.120
M12X16*	50	51028.120.016
M12X18*	50	51028.120.018
M12X20	100	51028.120.020
M12X25	100	51028.120.025
M12X30	100	51028.120.030
M12X35*	50	51028.120.035
M12X40*	50	51028.120.040
M12X45*	50	51028.120.045
M12X50*	50	51028.120.050
M12X55*	50	51028.120.055
M12X60*	50	51028.120.060
M12X65*	50	51028.120.065
M12X70*	50	51028.120.070
M12X75*	25	51028.120.075
M12X80*	25	51028.120.080
M12X90*	25	51028.120.090
M12X100*	25	51028.120.100
M12X110*	25	51028.120.110
M12X120*	25	51028.120.120

55025 Hexagon socket button head screw with flange / Laagbolkopschroef met binnenzeskant en flens / Vis à tête cylindrique bombée plate à six pans creux à embase plate

R49A

Thread Metric thread
Material Stainless steel A4

RoHS



d x L	✉	Art.number
M3X3*	1.000	55025.030.003
M3X4*	1.000	55025.030.004
M3X5*	1.000	55025.030.005
M3X6*	1.000	55025.030.006
M3X8*	500	55025.030.008
M3X10	1.000	55025.030.010
M3X12*	1.000	55025.030.012
M3X14*	1.000	55025.030.014
M3X16*	1.000	55025.030.016
M3X18*	1.000	55025.030.018
M3X20*	1.000	55025.030.020
M3X22*	1.000	55025.030.022
M3X25*	1.000	55025.030.025
M3X30*	1.000	55025.030.030
M4X4*	1.000	55025.040.004
M4X5*	1.000	55025.040.005
M4X6*	1.000	55025.040.006
M4X8	1.000	55025.040.008
M4X10	1.000	55025.040.010
M4X12	1.000	55025.040.012
M4X14*	1.000	55025.040.014
M4X16*	1.000	55025.040.016
M4X18*	1.000	55025.040.018
M4X20*	500	55025.040.020
M4X22*	500	55025.040.022
M4X25*	500	55025.040.025
M4X30*	500	55025.040.030
M4X35*	200	55025.040.035
M4X40*	200	55025.040.040
M4X45*	200	55025.040.045
M4X50*	200	55025.040.050
M5X5*	500	55025.050.005
M5X6*	500	55025.050.006
M5X8*	500	55025.050.008
M5X10	500	55025.050.010
M5X12	500	55025.050.012
M5X14*	500	55025.050.014
M5X16	500	55025.050.016
M5X18*	500	55025.050.018
M5X20	500	55025.050.020
M5X22*	500	55025.050.022
M5X25	200	55025.050.025
M5X30*	200	55025.050.030
M5X35*	200	55025.050.035
M5X40*	200	55025.050.040
M5X45*	200	55025.050.045
M5X50*	200	55025.050.050
M5X60*	100	55025.050.060
M6X6	500	55025.060.006
M6X8	500	55025.060.008
M6X10	500	55025.060.010
M6X12	200	55025.060.012
M6X14*	200	55025.060.014
M6X16	200	55025.060.016
M6X18*	200	55025.060.018
M6X20	200	55025.060.020
M6X22*	200	55025.060.022
M6X25	200	55025.060.025
M6X30	200	55025.060.030
M6X35*	200	55025.060.035
M6X40	200	55025.060.040
M6X45*	100	55025.060.045
M6X50*	100	55025.060.050
M6X55*	100	55025.060.055
M6X60*	100	55025.060.060
M6X65*	100	55025.060.065
M6X70*	100	55025.060.070
M6X75*	100	55025.060.075

55025	Hexagon socket button head screw with flange / Laagbolkopschroef met binnenzeskant en flens / Vis à tête cylindrique bombée plate à six pans creux à embase plate	←

d x L	✉	Art.number	d x L	✉	Art.number	d x L	✉	Art.number
M8X8*	500	55025.080.008	M8X50*	100	55025.080.050	M10X25*	100	55025.100.025
M8X10*	500	55025.080.010	M8X55*	100	55025.080.055	M10X30*	100	55025.100.030
M8X12	500	55025.080.012	M8X60*	100	55025.080.060	M10X35*	100	55025.100.035
M8X14*	200	55025.080.014	M8X65*	100	55025.080.065	M10X40*	100	55025.100.040
M8X16	200	55025.080.016	M8X70*	100	55025.080.070	M10X45*	100	55025.100.045
M8X18*	200	55025.080.018	M8X75*	100	55025.080.075	M10X50*	50	55025.100.050
M8X20	200	55025.080.020	M8X80*	100	55025.080.080	M10X55*	50	55025.100.055
M8X22*	200	55025.080.022	M8X90*	100	55025.080.090	M10X60*	50	55025.100.060
M8X25	100	55025.080.025	M8X100*	50	55025.080.100	M10X80*	50	55025.100.080
M8X30*	100	55025.080.030				M10X90*	50	55025.100.090
M8X35*	100	55025.080.035	M10X12*	100	55025.100.012	M10X100*	50	55025.100.100
M8X40	100	55025.080.040	M10X16*	100	55025.100.016			
M8X45*	100	55025.080.045	M10X20*	100	55025.100.020			

Hexalobular socket button head screw with flange

Laagbolkopschroef met T-ster en flens / Vis à tête cylindrique bombée plate à six lobes internes à embase plate

ISO ≈7380-2

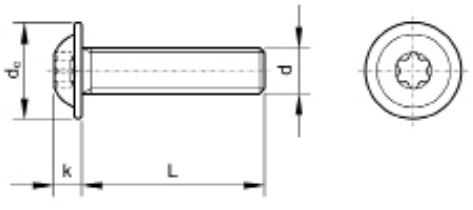

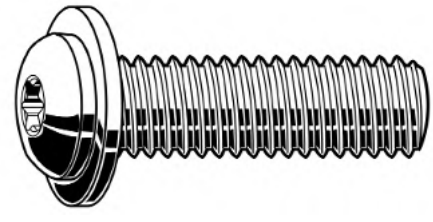

Technical Data

d	d_c (max.)	k (max.)	P	Socket
M3	6.9	1.65	0.50	T10
M4	9.4	2.2	0.70	T20
M5	11.8	2.75	0.80	T25
M6	13.6	3.3	1.00	T30
M8	17.8	4.4	1.25	T40
M10	21.9	5.5	1.50	T50

- Due to the unfavourable head geometry these fasteners have reduced loadability.
- Steel fasteners with reduced loadability are marked with a '0' preceding the property class mark, e.g. '010.9'.
- Stainless steel fasteners with reduced loadability are either marked with a '0' preceding the property class mark, e.g. 'A2-070', or with the steel grade only, e.g. 'A2'.

51041	Hexalobular socket button head screw with flange / Laagbolkopschroef met T-ster en flens / Vis à tête cylindrique bombée plate à six lobes internes à embase plate	Q05A

Thread Metric thread
Material Stainless steel A2

RoHS

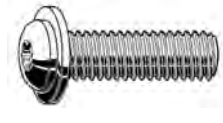

d x L	✉	Art.number	d x L	✉	Art.number	d x L	✉	Art.number
M3X4	1.000	51041.030.004	M4X25*	500	51041.040.025	M6X6*	500	51041.060.006
M3X5	1.000	51041.030.005	M4X30	500	51041.040.030	M6X8	500	51041.060.008
M3X6	1.000	51041.030.006	M4X35*	200	51041.040.035	M6X10	500	51041.060.010
M3X8	1.000	51041.030.008	M4X40*	200	51041.040.040	M6X12	500	51041.060.012
M3X10	1.000	51041.030.010				M6X14*	500	51041.060.014
M3X12*	1.000	51041.030.012	M5X5*	500	51041.050.005	M6X16	200	51041.060.016
M3X14*	1.000	51041.030.014	M5X6	500	51041.050.006	M6X18	200	51041.060.018
M3X16	1.000	51041.030.016	M5X8	500	51041.050.008	M6X20	200	51041.060.020
M3X18*	1.000	51041.030.018	M5X10	500	51041.050.010	M6X22*	200	51041.060.022
M3X20*	1.000	51041.030.020	M5X12	500	51041.050.012	M6X25	200	51041.060.025
M3X22*	1.000	51041.030.022	M5X14	500	51041.050.014	M6X30	200	51041.060.030
M3X25*	1.000	51041.030.025	M5X16	500	51041.050.016	M6X35	200	51041.060.035
			M5X18*	500	51041.050.018	M6X40*	200	51041.060.040
M4X4	1.000	51041.040.004	M5X20	500	51041.050.020	M6X45*	100	51041.060.045
M4X5*	1.000	51041.040.005	M5X22*	500	51041.050.022	M6X50*	100	51041.060.050
M4X6	1.000	51041.040.006	M5X25	500	51041.050.025	M6X55*	100	51041.060.055
M4X8	1.000	51041.040.008	M5X30	200	51041.050.030	M6X60*	100	51041.060.060
M4X10	1.000	51041.040.010	M5X35*	200	51041.050.035			
M4X12	1.000	51041.040.012	M5X40*	200	51041.050.040	M8X8	500	51041.080.008
M4X14*	1.000	51041.040.014	M5X45	200	51041.050.045	M8X10*	200	51041.080.010
M4X16	1.000	51041.040.016	M5X50*	200	51041.050.050	M8X12*	200	51041.080.012
M4X20	500	51041.040.020	M5X60*	100	51041.050.060	M8X16	200	51041.080.016
M4X22*	500	51041.040.022				M8X20	200	51041.080.020

51041	Hexalobular socket button head screw with flange / Laagbolkopschroef met T-ster en flens / Vis à tête cylindrique bombée plate à six lobes internes à embase plate	←

d x L	✉	Art.number	d x L	✉	Art.number	d x L	✉	Art.number
M8X25	100	51041.080.025	M8X55*	100	51041.080.055	M10X20	100	51041.100.020
M8X30	100	51041.080.030	M8X60*	100	51041.080.060	M10X25*	100	51041.100.025
M8X35*	100	51041.080.035	M8X70*	100	51041.080.070	M10X30*	100	51041.100.030
M8X40	100	51041.080.040	M8X80*	100	51041.080.080	M10X35*	100	51041.100.035
M8X45*	100	51041.080.045				M10X60*	50	51041.100.060
M8X50*	100	51041.080.050	M10X16*	100	51041.100.016			

Hexagon socket head shoulder screw tolerance f9

Binnenzeskant passchroef tolerantie f9 / Vis épaulée à tête cylindrique à six pans creux tolérance f9

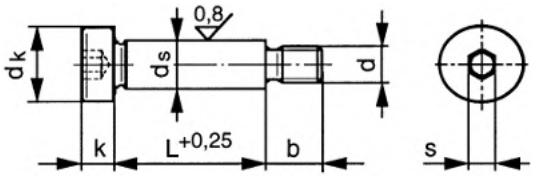

ISO	**≈7379**
BS	≈4168-7
ASME	≈B18.3.3M



Technical Data

d	Tolerance f9 (min.)	Tolerance f9 (max.)	b	d_k (max.)	d_s (nom.)	k (max.)	P	s
M5	5.960	5.990	9.5	10.22	6	4.5	0.80	3
M6	7.951	7.987	11	13.27	8	5.5	1.00	4
M8	9.951	9.987	13	16.27	10	7	1.25	5
M10	11.941	11.984	16	18.27	12	9	1.50	6
M12	15.941	15.984	18	24.33	16	11	1.75	8
M16	19.928	19.980	22	30.33	20	14	2.00	10
M20	23.928	23.980	27	36.39	24	16	2.50	12

- Due to the unfavourable head geometry these fasteners have reduced loadability.
- Steel fasteners with reduced loadability are marked with a '0' preceding the property class mark, e.g. '010.9'.
- Stainless steel fasteners with reduced loadability are either marked with a '0' preceding the property class mark, e.g. 'A2-070', or with the steel grade only, e.g. 'A2'.

Article groups

Thread	Driving features	Material	Class	Surface treatment	Code	Page
M	Hexagon socket	St.	012.9	Plain	07111	2-61
M	Hexagon socket	St.st. A2			51044	2-62

07111	Hexagon socket head shoulder screw tolerance f9 / Binnenzeskant passchroef tolerantie f9 / Vis épaulée à tête cylindrique à six pans creux tolérance f9	D93A

Thread	Metric thread
Material	Steel
Class	012.9
Surface treatment	Plain



(d) d_s x L	✉	Art.number	(d) d_s x L	✉	Art.number	(d) d_s x L	✉	Art.number
(M5)6X6	50	07111.050.006	(M6)8X50	50	07111.060.050	(M10)12X16	25	07111.100.016
(M5)6X8	50	07111.050.008	(M6)8X60	50	07111.060.060	(M10)12X20	25	07111.100.020
(M5)6X10	50	07111.050.010	(M6)8X70	50	07111.060.070	(M10)12X25	25	07111.100.025
(M5)6X12	50	07111.050.012				(M10)12X30	25	07111.100.030
(M5)6X16	50	07111.050.016	(M8)10X10	50	07111.080.010	(M10)12X35	25	07111.100.035
(M5)6X20	50	07111.050.020	(M8)10X12	50	07111.080.012	(M10)12X40	25	07111.100.040
(M5)6X25	50	07111.050.025	(M8)10X16	50	07111.080.016	(M10)12X45	25	07111.100.045
(M5)6X30	50	07111.050.030	(M8)10X20	50	07111.080.020	(M10)12X50	25	07111.100.050
(M5)6X35	50	07111.050.035	(M8)10X25	50	07111.080.025	(M10)12X55	25	07111.100.055
(M5)6X40	50	07111.050.040	(M8)10X30	50	07111.080.030	(M10)12X60	25	07111.100.060
(M5)6X45	50	07111.050.045	(M8)10X35	50	07111.080.035	(M10)12X70	25	07111.100.070
(M5)6X50	50	07111.050.050	(M8)10X40	50	07111.080.040	(M10)12X80	25	07111.100.080
			(M8)10X45	50	07111.080.045	(M10)12X90	25	07111.100.090
(M6)8X8	50	07111.060.008	(M8)10X50	50	07111.080.050	(M10)12X100	25	07111.100.100
(M6)8X10	50	07111.060.010	(M8)10X55	50	07111.080.055	(M10)12X120	25	07111.100.120
(M6)8X12	50	07111.060.012	(M8)10X60	50	07111.080.060			
(M6)8X16	50	07111.060.016	(M8)10X70	50	07111.080.070	(M12)16X20	25	07111.120.020
(M6)8X20	50	07111.060.020	(M8)10X80	50	07111.080.080	(M12)16X25	25	07111.120.025
(M6)8X25	50	07111.060.025	(M8)10X90	50	07111.080.090	(M12)16X30	25	07111.120.030
(M6)8X30	50	07111.060.030	(M8)10X100	25	07111.080.100	(M12)16X35	25	07111.120.035
(M6)8X35	50	07111.060.035	(M8)10X120	25	07111.080.120	(M12)16X40	25	07111.120.040
(M6)8X40	50	07111.060.040				(M12)16X45	25	07111.120.045
(M6)8X45	50	07111.060.045	(M10)12X12	25	07111.100.012	(M12)16X50	25	07111.120.050

07111	Hexagon socket head shoulder screw tolerance f9 / Binnenzeskant passchroef tolerantie f9 / Vis épaulée à tête cylindrique à six pans creux tolérance f9	←

(d) d_s x L	✉	Art.number	(d) d_s x L	✉	Art.number	(d) d_s x L	✉	Art.number
(M12)16X55	25	07111.120.055	(M16)20X40	10	07111.160.040			
(M12)16X60	25	07111.120.060	(M16)20X45	10	07111.160.045	(M20)24X50	5	07111.200.050
(M12)16X70	25	07111.120.070	(M16)20X50	10	07111.160.050	(M20)24X55	5	07111.200.055
(M12)16X80	25	07111.120.080	(M16)20X55	10	07111.160.055	(M20)24X60	5	07111.200.060
(M12)16X90	25	07111.120.090	(M16)20X60	10	07111.160.060	(M20)24X70	5	07111.200.070
(M12)16X100	25	07111.120.100	(M16)20X70	10	07111.160.070	(M20)24X80	5	07111.200.080
(M12)16X120	25	07111.120.120	(M16)20X80	10	07111.160.080	(M20)24X90	5	07111.200.090
			(M16)20X90	10	07111.160.090	(M20)24X100	5	07111.200.100
(M16)20X30	10	07111.160.030	(M16)20X100	10	07111.160.100	(M20)24X120	5	07111.200.120
(M16)20X35	10	07111.160.035	(M16)20X120	10	07111.160.120			

- Warning: electroplating of these products may cause hydrogen embrittlement.

51044	Hexagon socket head shoulder screw tolerance f9 / Binnenzeskant passchroef tolerantie f9 / Vis épaulée à tête cylindrique à six pans creux tolérance f9	Q05A

Thread Metric thread
Material Stainless steel A2

RoHS



(d) d_s x L	✉	Art.number	(d) d_s x L	✉	Art.number	(d) d_s x L	✉	Art.number
(M5)6X10	10	51044.050.010	(M8)10X20	10	51044.080.020	(M10)12X80	5	51044.100.080
(M5)6X12	10	51044.050.012	(M8)10X25	10	51044.080.025	(M10)12X100	5	51044.100.100
(M5)6X16	10	51044.050.016	(M8)10X30	10	51044.080.030			
(M5)6X20	10	51044.050.020	(M8)10X40	10	51044.080.040	(M12)16X30	5	51044.120.030
(M5)6X25	10	51044.050.025	(M8)10X50	10	51044.080.050	(M12)16X40	5	51044.120.040
(M5)6X30	10	51044.050.030	(M8)10X60	10	51044.080.060	(M12)16X50	5	51044.120.050
(M5)6X40	10	51044.050.040	(M8)10X70	10	51044.080.070	(M12)16X60	5	51044.120.060
			(M8)10X80	10	51044.080.080	(M12)16X70	5	51044.120.070
(M6)8X12	10	51044.060.012				(M12)16X80	5	51044.120.080
(M6)8X16	10	51044.060.016	(M10)12X16	5	51044.100.016	(M12)16X100	5	51044.120.100
(M6)8X20	10	51044.060.020	(M10)12X20	5	51044.100.020			
(M6)8X25	10	51044.060.025	(M10)12X25	5	51044.100.025	(M16)20X40	3	51044.160.040
(M6)8X30	10	51044.060.030	(M10)12X30	5	51044.100.030	(M16)20X50	3	51044.160.050
(M6)8X40	10	51044.060.040	(M10)12X40	5	51044.100.040	(M16)20X60	3	51044.160.060
(M6)8X50	10	51044.060.050	(M10)12X50	5	51044.100.050	(M16)20X70	3	51044.160.070
			(M10)12X60	5	51044.100.060	(M16)20X80	3	51044.160.080
(M8)10X16	10	51044.080.016	(M10)12X70	5	51044.100.070			

Hexagon socket head shoulder screw tolerance h8

Binnenzeskant passchroef tolerantie h8 / Vis épaulée à tête cylindrique à six pans creux tolérance h8

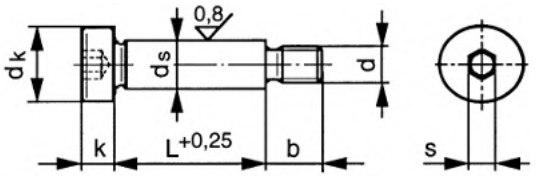

ISO ≈7379
BS ≈4168-7
ASME ≈B18.3.3M



Technical Data

d	Tolerance h8 (min.)	Tolerance h8 (max.)	b	d_k (max.)	d_s (nom.)	k (max.)	P	s
M5	5.982	6.000	9.5	10.22	6	4.5	0.80	3
M6	7.978	8.000	11	13.27	8	5.5	1.00	4
M8	9.978	10.000	13	16.27	10	7	1.25	5
M10	11.973	12.000	16	18.27	12	9	1.50	6
M12	15.973	16.000	18	24.33	16	11	1.75	8
M16	19.967	20.00	22.4	30	20	14	2.00	10

- Due to the unfavourable head geometry these fasteners have reduced loadability.
- Steel fasteners with reduced loadability are marked with a '0' preceding the property class mark, e.g. '010.9'.
- Stainless steel fasteners with reduced loadability are either marked with a '0' preceding the property class mark, e.g. 'A2-070', or with the steel grade only, e.g. 'A2'.

07117 **Hexagon socket head shoulder screw tolerance h8 / Binnenzeskant passchroef tolerantie h8 / Vis épaulée à tête cylindrique à six pans creux tolérance h8** **D93A**

Thread Metric thread
Material Steel
Class 012.9
Surface treatment Plain



(d) d_s x L	✉	Art.number	(d) d_s x L	✉	Art.number	(d) d_s x L	✉	Art.number
(M5)6X10	50	07117.050.010	(M8)10X20	50	07117.080.020	(M10)12X90	25	07117.100.090
(M5)6X12	50	07117.050.012	(M8)10X25	50	07117.080.025	(M10)12X100	25	07117.100.100
(M5)6X16	50	07117.050.016	(M8)10X30	50	07117.080.030			
(M5)6X20	50	07117.050.020	(M8)10X40	50	07117.080.040	(M12)16X20	25	07117.120.020
(M5)6X25	50	07117.050.025	(M8)10X45	50	07117.080.045	(M12)16X25*	25	07117.120.025
(M5)6X30	50	07117.050.030	(M8)10X50	50	07117.080.050	(M12)16X30	25	07117.120.030
(M5)6X40	50	07117.050.040	(M8)10X60	50	07117.080.060	(M12)16X40	25	07117.120.040
			(M8)10X70	50	07117.080.070	(M12)16X50	25	07117.120.050
(M6)8X10	50	07117.060.010	(M8)10X80	25	07117.080.080	(M12)16X60	25	07117.120.060
(M6)8X12	50	07117.060.012				(M12)16X70	25	07117.120.070
(M6)8X16	50	07117.060.016	(M10)12X12	25	07117.100.012	(M12)16X80	25	07117.120.080
(M6)8X20	50	07117.060.020	(M10)12X16	25	07117.100.016	(M12)16X90	25	07117.120.090
(M6)8X25	50	07117.060.025	(M10)12X20	25	07117.100.020	(M12)16X100	25	07117.120.100
(M6)8X30	50	07117.060.030	(M10)12X25	25	07117.100.025	(M12)16X120	25	07117.120.120
(M6)8X40	50	07117.060.040	(M10)12X30	25	07117.100.030			
(M6)8X45	50	07117.060.045	(M10)12X35	25	07117.100.035	(M16)20X40*	10	07117.160.040
(M6)8X50	50	07117.060.050	(M10)12X40	25	07117.100.040	(M16)20X50	10	07117.160.050
			(M10)12X50	25	07117.100.050	(M16)20X60	10	07117.160.060
(M8)10X10	50	07117.080.010	(M10)12X60	25	07117.100.060	(M16)20X70*	10	07117.160.070
(M8)10X12	50	07117.080.012	(M10)12X70	25	07117.100.070	(M16)20X80*	10	07117.160.080
(M8)10X16	50	07117.080.016	(M10)12X80	25	07117.100.080			

- Warning: electroplating of these products may cause hydrogen embrittlement.

FABORY

Hexagon socket set screw with flat end

Stelschroef met binnenzeskant en afschuining / Vis sans tête à six pans creux à bout plat

2

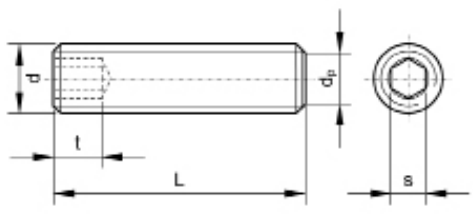

DIN	**913**
ISO	4026
NF	E27-180
NEN	2341
BS	4168-2
ASME	B18.3.6M



Technical Data

d	d_p (max.)	P	s	t (min.)	d	d_p (max.)	P	s	t (min.)
M1.6	0.8	0.35	0.7	0.7	**M8**	5.5	1.25	4	3
M2	1	0.40	0.9	0.8	**M10**	7	1.50	5	4
M2.5	1.5	0.45	1.3	1.2	**M12**	8.5	1.75	6	4.8
M3	2	0.50	1.5	1.2	**M14**	10	2.00	6	5.6
M4	2.5	0.70	2	1.5	**M16**	12	2.00	8	6.4
M5	3.5	0.80	2.5	2	**M20**	15	2.50	10	8
M6	4	1.00	3	2	**M24**	18	3.00	12	10

- These set screws are designed for pressure loads and are not suitable for tensile- or shear loads.

Article groups

Thread	Driving features	Material	Class	Surface treatment	Code	Page
M	Hexagon socket	St.	45H	Plain	07810	2-64
M	Hexagon socket	St.	45H	ZPL	07860	2-65
M	Hexagon socket	St.st. A2			51240	2-66
M	Hexagon socket	St.st. A4			55240	2-67

07810 Hexagon socket set screw with flat end / Stelschroef met binnenzeskant en afschuining / Vis sans tête à six pans creux à bout plat D05A

Thread	Metric thread
Material	Steel
Class	45H
Surface treatment	Plain

RoHS



d x L	✉	Art.number	d x L	✉	Art.number	d x L	✉	Art.number
M1,6X2*	100	07810.016.002	M4X5	200	07810.040.005	M6X20	200	07810.060.020
M1,6X3*	100	07810.016.003	M4X6	200	07810.040.006	M6X25	200	07810.060.025
M1,6X4*	100	07810.016.004	M4X8	200	07810.040.008	M6X30	200	07810.060.030
M1,6X5*	100	07810.016.005	M4X10	200	07810.040.010	M6X35	200	07810.060.035
M1,6X6*	100	07810.016.006	M4X12	200	07810.040.012	M6X40	200	07810.060.040
M1,6X8*	100	07810.016.008	M4X16	200	07810.040.016	M6X45	200	07810.060.045
M1,6X10*	100	07810.016.010	M4X20	200	07810.040.020	M6X50	200	07810.060.050
			M4X25	200	07810.040.025	M6X55*	100	07810.060.055
M2X2	100	07810.020.002	M4X30	200	07810.040.030	M6X60	100	07810.060.060
M2X3	100	07810.020.003	M4X35	200	07810.040.035	M6X70	100	07810.060.070
M2X4	100	07810.020.004	M4X40	200	07810.040.040			
M2X5	100	07810.020.005				M8X6	200	07810.080.006
M2X6	100	07810.020.006	M5X4	200	07810.050.004	M8X8	200	07810.080.008
M2X8	100	07810.020.008	M5X5	200	07810.050.005	M8X10	200	07810.080.010
M2X10	100	07810.020.010	M5X6	200	07810.050.006	M8X12	200	07810.080.012
			M5X8	200	07810.050.008	M8X16	200	07810.080.016
M2,5X3	100	07810.025.003	M5X10	200	07810.050.010	M8X18*	200	07810.080.018
M2,5X4	100	07810.025.004	M5X12	200	07810.050.012	M8X20	200	07810.080.020
M2,5X5	100	07810.025.005	M5X16	200	07810.050.016	M8X25	200	07810.080.025
M2,5X6	100	07810.025.006	M5X18*	200	07810.050.018	M8X30	200	07810.080.030
M2,5X8	100	07810.025.008	M5X20	200	07810.050.020	M8X35	100	07810.080.035
M2,5X10	100	07810.025.010	M5X25	200	07810.050.025	M8X40	100	07810.080.040
			M5X30	200	07810.050.030	M8X45	100	07810.080.045
M3X3	200	07810.030.003	M5X35	100	07810.050.035	M8X50	100	07810.080.050
M3X4	200	07810.030.004	M5X40	100	07810.050.040	M8X55*	100	07810.080.055
M3X5	200	07810.030.005				M8X60	100	07810.080.060
M3X6	200	07810.030.006	M6X4	200	07810.060.004	M8X70	100	07810.080.070
M3X8	200	07810.030.008	M6X5	200	07810.060.005	M8X80	100	07810.080.080
M3X10	200	07810.030.010	M6X6	200	07810.060.006			
M3X12	200	07810.030.012	M6X8	200	07810.060.008	M10X8	200	07810.100.008
M3X16	200	07810.030.016	M6X10	200	07810.060.010	M10X10	200	07810.100.010
M3X20	200	07810.030.020	M6X12	200	07810.060.012	M10X12	200	07810.100.012
			M6X16	200	07810.060.016	M10X16	200	07810.100.016
M4X4	200	07810.040.004	M6X18*	200	07810.060.018	M10X18*	200	07810.100.018

07810 Hexagon socket set screw with flat end / Stelschroef met binnenzeskant en afschuining / Vis sans tête à six pans creux à bout plat ←

d x L	✉	Art.number	d x L	✉	Art.number	d x L	✉	Art.number
M10X20	200	07810.100.020	M12X60	25	07810.120.060	M16X90	25	07810.160.090
M10X25	100	07810.100.025	M12X70	100	07810.120.070	M16X100	25	07810.160.100
M10X30	100	07810.100.030	M12X80	50	07810.120.080			
M10X35	100	07810.100.035	M12X90	50	07810.120.090	M20X20	10	07810.200.020
M10X40	100	07810.100.040	M12X100	50	07810.120.100	M20X25	10	07810.200.025
M10X45	100	07810.100.045				M20X30	50	07810.200.030
M10X50	100	07810.100.050	M14X16	50	07810.140.016	M20X35*	50	07810.200.035
M10X55*	100	07810.100.055	M14X20	100	07810.140.020	M20X40	50	07810.200.040
M10X60	100	07810.100.060	M14X30	100	07810.140.030	M20X45*	50	07810.200.045
M10X70	100	07810.100.070	M14X40*	50	07810.140.040	M20X50	50	07810.200.050
M10X80	100	07810.100.080	M14X50	50	07810.140.050	M20X60	25	07810.200.060
M10X90*	100	07810.100.090				M20X70*	25	07810.200.070
M10X100	50	07810.100.100	M16X12	100	07810.160.012	M20X80*	25	07810.200.080
			M16X16	50	07810.160.016	M20X90*	25	07810.200.090
M12X10	100	07810.120.010	M16X18*	100	07810.160.018			
M12X12	100	07810.120.012	M16X20	50	07810.160.020	M24X20	50	07810.240.020
M12X16	100	07810.120.016	M16X25	50	07810.160.025	M24X25	50	07810.240.025
M12X18	100	07810.120.018	M16X30	50	07810.160.030	M24X30*	50	07810.240.030
M12X20	100	07810.120.020	M16X35	50	07810.160.035	M24X35*	50	07810.240.035
M12X25	100	07810.120.025	M16X40	50	07810.160.040	M24X40	25	07810.240.040
M12X30	100	07810.120.030	M16X45	50	07810.160.045	M24X45*	25	07810.240.045
M12X35	100	07810.120.035	M16X50	50	07810.160.050	M24X50*	25	07810.240.050
M12X40	100	07810.120.040	M16X55*	50	07810.160.055	M24X60*	25	07810.240.060
M12X45	100	07810.120.045	M16X60	25	07810.160.060	M24X80*	25	07810.240.080
M12X50	100	07810.120.050	M16X70	100	07810.160.070	M24X90*	25	07810.240.090
M12X55*	100	07810.120.055	M16X80	25	07810.160.080	M24X100	25	07810.240.100

07860 Hexagon socket set screw with flat end / Stelschroef met binnenzeskant en afschuining / Vis sans tête à six pans creux à bout plat D05A

Thread Metric thread
Material Steel
Class 45H
Surface treatment Zinc plated

RoHS



d x L	✉	Art.number	d x L	✉	Art.number	d x L	✉	Art.number
M2X4	100	07860.020.004	M6X6	200	07860.060.006	M10X40	100	07860.100.040
M2X6*	100	07860.020.006	M6X8	200	07860.060.008	M10X45*	100	07860.100.045
M2X8*	100	07860.020.008	M6X10	200	07860.060.010	M10X50	100	07860.100.050
M2X10*	100	07860.020.010	M6X12	200	07860.060.012	M10X60	100	07860.100.060
			M6X14*	200	07860.060.014	M10X70	100	07860.100.070
M3X3	200	07860.030.003	M6X16	200	07860.060.016	M10X80	100	07860.100.080
M3X4	200	07860.030.004	M6X18*	200	07860.060.018	M10X90*	100	07860.100.090
M3X5	200	07860.030.005	M6X20	200	07860.060.020	M10X100	100	07860.100.100
M3X6	200	07860.030.006	M6X25	200	07860.060.025			
M3X8	200	07860.030.008	M6X30	200	07860.060.030	M12X10	100	07860.120.010
M3X10	200	07860.030.010	M6X35	100	07860.060.035	M12X12	100	07860.120.012
M3X12	200	07860.030.012	M6X40	100	07860.060.040	M12X14*	100	07860.120.014
M3X16	200	07860.030.016	M6X45*	200	07860.060.045	M12X16	100	07860.120.016
M3X20	200	07860.030.020	M6X50	200	07860.060.050	M12X20	100	07860.120.020
			M6X60	100	07860.060.060	M12X25	100	07860.120.025
M4X4	200	07860.040.004				M12X30	100	07860.120.030
M4X5	200	07860.040.005	M8X6	200	07860.080.006	M12X35	100	07860.120.035
M4X6	200	07860.040.006	M8X8	200	07860.080.008	M12X40	100	07860.120.040
M4X8	200	07860.040.008	M8X10	200	07860.080.010	M12X45*	100	07860.120.045
M4X10	200	07860.040.010	M8X12	200	07860.080.012	M12X50	100	07860.120.050
M4X12	200	07860.040.012	M8X16	200	07860.080.016	M12X55	100	07860.120.055
M4X14	200	07860.040.014	M8X18*	200	07860.080.018	M12X60*	50	07860.120.060
M4X16	200	07860.040.016	M8X20	200	07860.080.020	M12X70	50	07860.120.070
M4X18*	200	07860.040.018	M8X25	200	07860.080.025	M12X80	50	07860.120.080
M4X20	200	07860.040.020	M8X30	200	07860.080.030	M12X90*	50	07860.120.090
M4X25	200	07860.040.025	M8X35	100	07860.080.035	M12X100	50	07860.120.100
M4X30	200	07860.040.030	M8X40	100	07860.080.040			
M4X35*	200	07860.040.035	M8X45	100	07860.080.045	M14X20*	100	07860.140.020
M4X40	200	07860.040.040	M8X50	100	07860.080.050	M14X50*	50	07860.140.050
			M8X55	100	07860.080.055	M14X60*	50	07860.140.060
M5X4	200	07860.050.004	M8X60	100	07860.080.060			
M5X5	200	07860.050.005	M8X70	100	07860.080.070	M16X16	100	07860.160.016
M5X6	200	07860.050.006	M8X80	100	07860.080.080	M16X20	100	07860.160.020
M5X8	200	07860.050.008	M8X90*	100	07860.080.090	M16X25	100	07860.160.025
M5X10	200	07860.050.010	M8X100	100	07860.080.100	M16X30*	100	07860.160.030
M5X12	200	07860.050.012	M8X130*	50	07860.080.130	M16X35*	100	07860.160.035
M5X16	200	07860.050.016				M16X40	50	07860.160.040
M5X18*	200	07860.050.018	M10X8	200	07860.100.008	M16X45*	50	07860.160.045
M5X20	200	07860.050.020	M10X10	200	07860.100.010	M16X50*	50	07860.160.050
M5X25	200	07860.050.025	M10X12	200	07860.100.012	M16X55*	50	07860.160.055
M5X30	100	07860.050.030	M10X16	200	07860.100.016	M16X60	50	07860.160.060
M5X35	100	07860.050.035	M10X20	200	07860.100.020	M16X70	50	07860.160.070
M5X40*	100	07860.050.040	M10X25	100	07860.100.025	M16X80	50	07860.160.080
			M10X30	100	07860.100.030	M16X90*	25	07860.160.090
M6X5	200	07860.060.005	M10X35	100	07860.100.035			

07860 Hexagon socket set screw with flat end / Stelschroef met binnenzeskant en afschuining / Vis sans tête à six pans creux à bout plat ←

d x L	✉	Art.number	d x L	✉	Art.number	d x L	✉	Art.number
M20X20	100	07860.200.020	M20X60*	25	07860.200.060	M24X30*	50	07860.240.030
M20X25*	100	07860.200.025	M20X70*	25	07860.200.070	M24X35*	50	07860.240.035
M20X30*	50	07860.200.030	M20X80*	25	07860.200.080	M24X40	25	07860.240.040
M20X35*	50	07860.200.035	M20X90*	25	07860.200.090	M24X60*	25	07860.240.060
M20X40	50	07860.200.040				M24X70*	25	07860.240.070
M20X50*	50	07860.200.050	M24X25*	50	07860.240.025	M24X80*	25	07860.240.080

51240 Hexagon socket set screw with flat end / Stelschroef met binnenzeskant en afschuining / Vis sans tête à six pans creux à bout plat R03A

Thread Metric thread
Material Stainless steel A2



d x L	✉	Art.number	d x L	✉	Art.number	d x L	✉	Art.number
M1,6X2*	200	51240.016.002	M5X14	500	51240.050.014	M10X30	100	51240.100.030
M1,6X3	200	51240.016.003	M5X16	200	51240.050.016	M10X35	100	51240.100.035
M1,6X4*	200	51240.016.004	M5X20	200	51240.050.020	M10X40	100	51240.100.040
M1,6X5*	200	51240.016.005	M5X25	200	51240.050.025	M10X45*	100	51240.100.045
M1,6X6*	200	51240.016.006	M5X30	200	51240.050.030	M10X50	100	51240.100.050
M1,6X8*	200	51240.016.008	M5X35*	200	51240.050.035	M10X55*	100	51240.100.055
M1,6X10*	200	51240.016.010	M5X40	200	51240.050.040	M10X60	100	51240.100.060
			M5X45*	200	51240.050.045	M10X70	100	51240.100.070
M2X2	500	51240.020.002	M5X50*	200	51240.050.050	M10X80	100	51240.100.080
M2X3	500	51240.020.003	M5X60*	200	51240.050.060	M10X90	100	51240.100.090
M2X4	200	51240.020.004				M10X100*	50	51240.100.100
M2X5	500	51240.020.005	M6X4*	500	51240.060.004	M10X110	50	51240.100.110
M2X6	500	51240.020.006	M6X5	200	51240.060.005	M10X120*	50	51240.100.120
M2X8*	500	51240.020.008	M6X6	200	51240.060.006	M10X130*	50	51240.100.130
M2X10*	500	51240.020.010	M6X8	200	51240.060.008	M10X140*	50	51240.100.140
M2X12*	200	51240.020.012	M6X10	200	51240.060.010	M10X150*	50	51240.100.150
M2X16	500	51240.020.016	M6X12	200	51240.060.012	M10X190*	50	51240.100.190
			M6X14*	200	51240.060.014			
M2,5X3	500	51240.025.003	M6X16	200	51240.060.016	M12X10*	100	51240.120.010
M2,5X4	500	51240.025.004	M6X18*	500	51240.060.018	M12X12	100	51240.120.012
M2,5X5	500	51240.025.005	M6X20	200	51240.060.020	M12X16	100	51240.120.016
M2,5X6	500	51240.025.006	M6X25	200	51240.060.025	M12X20	100	51240.120.020
M2,5X8	500	51240.025.008	M6X30	200	51240.060.030	M12X25	100	51240.120.025
M2,5X10	500	51240.025.010	M6X35	200	51240.060.035	M12X30	100	51240.120.030
M2,5X12*	500	51240.025.012	M6X40	200	51240.060.040	M12X35	100	51240.120.035
M2,5X16	500	51240.025.016	M6X45	200	51240.060.045	M12X40	100	51240.120.040
			M6X50	200	51240.060.050	M12X45*	100	51240.120.045
M3X3	200	51240.030.003	M6X60	200	51240.060.060	M12X50	100	51240.120.050
M3X4	500	51240.030.004	M6X65*	200	51240.060.065	M12X55	100	51240.120.055
M3X5	500	51240.030.005	M6X70	200	51240.060.070	M12X60*	100	51240.120.060
M3X6	200	51240.030.006	M6X80*	100	51240.060.080	M12X70	50	51240.120.070
M3X8	200	51240.030.008	M6X90*	100	51240.060.090	M12X80	50	51240.120.080
M3X10	200	51240.030.010				M12X90	50	51240.120.090
M3X12	500	51240.030.012	M8X6	200	51240.080.006	M12X100*	50	51240.120.100
M3X14	500	51240.030.014	M8X8	200	51240.080.008			
M3X16	200	51240.030.016	M8X10	200	51240.080.010	M16X16	50	51240.160.016
M3X20	500	51240.030.020	M8X12	200	51240.080.012	M16X20	50	51240.160.020
M3X25	500	51240.030.025	M8X14*	200	51240.080.014	M16X25*	25	51240.160.025
M3X30	200	51240.030.030	M8X16	200	51240.080.016	M16X30	50	51240.160.030
M3X40	200	51240.030.040	M8X20	200	51240.080.020	M16X35*	50	51240.160.035
			M8X25	100	51240.080.025	M16X40	50	51240.160.040
M4X3	500	51240.040.003	M8X30	100	51240.080.030	M16X45	50	51240.160.045
M4X4	200	51240.040.004	M8X35	200	51240.080.035	M16X50	50	51240.160.050
M4X5	200	51240.040.005	M8X40	100	51240.080.040	M16X60	50	51240.160.060
M4X6	200	51240.040.006	M8X45	200	51240.080.045	M16X70*	50	51240.160.070
M4X8	200	51240.040.008	M8X50	200	51240.080.050	M16X80	25	51240.160.080
M4X10	200	51240.040.010	M8X55*	100	51240.080.055	M16X90*	25	51240.160.090
M4X12	200	51240.040.012	M8X60	200	51240.080.060	M16X100*	25	51240.160.100
M4X14*	500	51240.040.014	M8X70	200	51240.080.070			
M4X16	200	51240.040.016	M8X80*	200	51240.080.080	M20X20	50	51240.200.020
M4X20	200	51240.040.020	M8X90*	100	51240.080.090	M20X25*	50	51240.200.025
M4X25	500	51240.040.025	M8X100*	100	51240.080.100	M20X30*	50	51240.200.030
M4X30	200	51240.040.030	M8X110*	100	51240.080.110	M20X35*	50	51240.200.035
M4X35*	200	51240.040.035	M8X120*	100	51240.080.120	M20X40	50	51240.200.040
M4X40	200	51240.040.040				M20X45*	50	51240.200.045
			M10X6*	100	51240.100.006	M20X50*	50	51240.200.050
M5X4	500	51240.050.004	M10X8*	100	51240.100.008	M20X60*	50	51240.200.060
M5X5	500	51240.050.005	M10X10	100	51240.100.010	M20X70*	25	51240.200.070
M5X6	200	51240.050.006	M10X12	100	51240.100.012	M20X80*	25	51240.200.080
M5X8	200	51240.050.008	M10X16	100	51240.100.016	M20X90*	25	51240.200.090
M5X10	200	51240.050.010	M10X20	100	51240.100.020	M20X100*	25	51240.200.100
M5X12	200	51240.050.012	M10X25	100	51240.100.025			

55240 **Hexagon socket set screw with flat end / Stelschroef met binnenzeskant en afschuining / Vis sans tête à six pans creux à bout plat** **R43A**

Thread Metric thread
Material Stainless steel A4



d x L	✉	Art.number	d x L	✉	Art.number	d x L	✉	Art.number
M2X3*	200	55240.020.003	M6X25	200	55240.060.025	M12X20	100	55240.120.020
M2X4*	200	55240.020.004	M6X30	200	55240.060.030	M12X22*	100	55240.120.022
M2X10*	1.000	55240.020.010	M6X35	200	55240.060.035	M12X25	100	55240.120.025
			M6X40	200	55240.060.040	M12X30	100	55240.120.030
M3X3*	500	55240.030.003	M6X45*	200	55240.060.045	M12X35*	100	55240.120.035
M3X4	500	55240.030.004	M6X50*	200	55240.060.050	M12X40	100	55240.120.040
M3X5	500	55240.030.005	M6X60	200	55240.060.060	M12X45*	100	55240.120.045
M3X6	200	55240.030.006	M6X70*	200	55240.060.070	M12X50*	100	55240.120.050
M3X8	200	55240.030.008	M6X80*	200	55240.060.080	M12X60	100	55240.120.060
M3X10	200	55240.030.010	M6X90*	200	55240.060.090	M12X70*	50	55240.120.070
M3X12	200	55240.030.012				M12X80*	50	55240.120.080
M3X16	200	55240.030.016	M8X8	200	55240.080.008	M12X90*	50	55240.120.090
M3X20	200	55240.030.020	M8X10	200	55240.080.010	M12X100*	50	55240.120.100
			M8X12	200	55240.080.012	M12X120*	100	55240.120.120
M4X4	200	55240.040.004	M8X14*	200	55240.080.014			
M4X5	200	55240.040.005	M8X16	200	55240.080.016	M16X12*	25	55240.160.012
M4X6	200	55240.040.006	M8X20	200	55240.080.020	M16X16	50	55240.160.016
M4X8	200	55240.040.008	M8X25	100	55240.080.025	M16X20	50	55240.160.020
M4X10	200	55240.040.010	M8X30	100	55240.080.030	M16X25*	50	55240.160.025
M4X12	200	55240.040.012	M8X35	200	55240.080.035	M16X30*	50	55240.160.030
M4X16	200	55240.040.016	M8X40	100	55240.080.040	M16X35	50	55240.160.035
M4X20	200	55240.040.020	M8X45	200	55240.080.045	M16X40	50	55240.160.040
M4X25	200	55240.040.025	M8X50*	200	55240.080.050	M16X45*	50	55240.160.045
M4X30	200	55240.040.030	M8X60*	200	55240.080.060	M16X50	50	55240.160.050
						M16X60	50	55240.160.060
M5X5	500	55240.050.005	M10X8*	100	55240.100.008	M16X70*	25	55240.160.070
M5X6	200	55240.050.006	M10X10	200	55240.100.010	M16X80*	25	55240.160.080
M5X8	200	55240.050.008	M10X12	100	55240.100.012	M16X85*	25	55240.160.085
M5X10	200	55240.050.010	M10X14*	100	55240.100.014	M16X100*	25	55240.160.100
M5X12	200	55240.050.012	M10X16	100	55240.100.016			
M5X14*	500	55240.050.014	M10X18*	100	55240.100.018	M20X20*	25	55240.200.020
M5X16	200	55240.050.016	M10X20	100	55240.100.020	M20X25*	50	55240.200.025
M5X20	200	55240.050.020	M10X25	100	55240.100.025	M20X30*	50	55240.200.030
M5X25	200	55240.050.025	M10X30	100	55240.100.030	M20X35*	25	55240.200.035
M5X30	200	55240.050.030	M10X35	100	55240.100.035	M20X40*	50	55240.200.040
M5X35*	200	55240.050.035	M10X40	100	55240.100.040	M20X45*	25	55240.200.045
M5X40	200	55240.050.040	M10X45*	100	55240.100.045	M20X50*	50	55240.200.050
			M10X50	100	55240.100.050	M20X60*	50	55240.200.060
M6X5*	500	55240.060.005	M10X60*	100	55240.100.060	M20X70*	25	55240.200.070
M6X6	200	55240.060.006	M10X70*	100	55240.100.070	M20X80*	25	55240.200.080
M6X8	200	55240.060.008	M10X80*	50	55240.100.080	M20X90*	25	55240.200.090
M6X10	200	55240.060.010	M10X90*	50	55240.100.090	M20X100*	25	55240.200.100
M6X12	200	55240.060.012	M10X100*	50	55240.100.100			
M6X14*	200	55240.060.014				M24X25*	25	55240.240.025
M6X16	200	55240.060.016	M12X12	100	55240.120.012	M24X30*	50	55240.240.030
M6X20	200	55240.060.020	M12X16	100	55240.120.016	M24X60*	25	55240.240.060

Hexagon socket set screw with flat end MF

Stelschroef met binnenzeskant en afschuining / Vis sans tête à six pans creux à bout plat MF

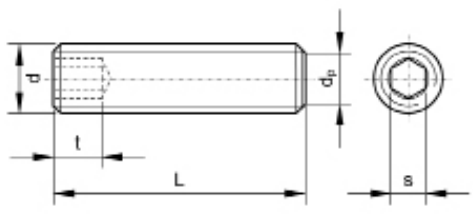

DIN	**≈913**
ISO	≈4026
NF	≈E27-180
NEN	≈2341
BS	≈4168-2
ASME	≈B18.3.6M



Technical Data

d	d_p (max.)	P	s	t (min.)	d	d_p (max.)	P	s	t (min.)
M4	2.5	0.50	2	1.5	M12	8.5	1.50	6	4.8
M5	3.5	0.50	2.5	2	M14	10	1.50	6	5.6
M6	4	0.75	3	2	M16	12	1.50	8	6.4
M8	5.5	1.00	4	3	M20	15	1.50	10	8
M10	7	1.25	5	4	M24	18	1.50	12	10

- These set screws are designed for pressure loads and are not suitable for tensile- or shear loads.

07812 **Hexagon socket set screw with flat end MF / Stelschroef met binnenzeskant en afschuining / Vis sans tête à six pans creux à bout plat MF** **D93A**

Thread	Metric fine thread
Material	Steel
Class	45H
Surface treatment	Plain

RoHS



d x P x L	✉	Art.number	d x P x L	✉	Art.number	d x P x L	✉	Art.number
M4X0,50X4*	100	07812.040.004	M8X1,00X80*	100	07812.080.080	M14X1,50X35*	50	07812.140.035
M4X0,50X5*	100	07812.040.005	M8X1,00X90*	100	07812.080.090	M14X1,50X40*	50	07812.140.040
M4X0,50X6*	100	07812.040.006	M8X1,00X100*	100	07812.080.100	M14X1,50X45*	50	07812.140.045
						M14X1,50X50*	50	07812.140.050
M5X0,50X6*	100	07812.050.006	M10X1,25X8*	100	07812.100.008	M14X1,50X60*	50	07812.140.060
M5X0,50X8*	100	07812.050.008	M10X1,25X10	100	07812.100.010			
M5X0,50X10*	100	07812.050.010	M10X1,25X12*	100	07812.100.012	M16X1,50X12*	50	07812.160.012
M5X0,50X12*	100	07812.050.012	M10X1,25X16	100	07812.100.016	M16X1,50X16*	50	07812.160.016
M5X0,50X16*	100	07812.050.016	M10X1,25X20	100	07812.100.020	M16X1,50X20	50	07812.160.020
M5X0,50X20*	100	07812.050.020	M10X1,25X25	100	07812.100.025	M16X1,50X25	50	07812.160.025
M5X0,50X25*	100	07812.050.025	M10X1,25X30	100	07812.100.030	M16X1,50X30	50	07812.160.030
M5X0,50X30*	100	07812.050.030	M10X1,25X35*	100	07812.100.035	M16X1,50X40	50	07812.160.040
			M10X1,25X40	100	07812.100.040	M16X1,50X50	50	07812.160.050
M6X0,75X5*	100	07812.060.005	M10X1,25X50	100	07812.100.050	M16X1,50X60*	25	07812.160.060
M6X0,75X6	100	07812.060.006	M10X1,25X60*	100	07812.100.060	M16X1,50X70*	25	07812.160.070
M6X0,75X8*	100	07812.060.008						
M6X0,75X10*	100	07812.060.010	M12X1,50X10	100	07812.120.010	M20X1,50X20*	25	07812.200.020
M6X0,75X12*	100	07812.060.012	M12X1,50X12	100	07812.120.012	M20X1,50X25*	25	07812.200.025
M6X0,75X20*	100	07812.060.020	M12X1,50X16	100	07812.120.016	M20X1,50X30*	25	07812.200.030
			M12X1,50X20	100	07812.120.020	M20X1,50X35*	25	07812.200.035
M8X1,00X5*	100	07812.080.005	M12X1,50X25	100	07812.120.025	M20X1,50X40*	25	07812.200.040
M8X1,00X6	100	07812.080.006	M12X1,50X30*	100	07812.120.030	M20X1,50X45*	25	07812.200.045
M8X1,00X8	100	07812.080.008	M12X1,50X40	100	07812.120.040	M20X1,50X50*	25	07812.200.050
M8X1,00X10	200	07812.080.010	M12X1,50X45*	100	07812.120.045	M20X1,50X60*	25	07812.200.060
M8X1,00X12	200	07812.080.012	M12X1,50X50	100	07812.120.050	M20X1,50X70*	25	07812.200.070
M8X1,00X16	200	07812.080.016	M12X1,50X55*	100	07812.120.055	M20X1,50X80*	25	07812.200.080
M8X1,00X20	200	07812.080.020	M12X1,50X70*	50	07812.120.070	M20X1,50X100*	25	07812.200.100
M8X1,00X25	100	07812.080.025						
M8X1,00X30	100	07812.080.030	M14X1,50X10*	50	07812.140.010	M24X1,50X25*	10	07812.240.025
M8X1,00X35*	100	07812.080.035	M14X1,50X12*	50	07812.140.012	M24X1,50X30*	10	07812.240.030
M8X1,00X40	100	07812.080.040	M14X1,50X16*	50	07812.140.016	M24X1,50X40*	10	07812.240.040
M8X1,00X50	100	07812.080.050	M14X1,50X20*	50	07812.140.020	M24X1,50X60*	10	07812.240.060
M8X1,00X60*	100	07812.080.060	M14X1,50X25*	50	07812.140.025			
M8X1,00X70*	100	07812.080.070	M14X1,50X30*	50	07812.140.030			

Hexagon socket set screw with flat end MEF

Stelschroef met binnenzeskant en afschuining MEF / Vis sans tête à six pans creux à bout plat MEF

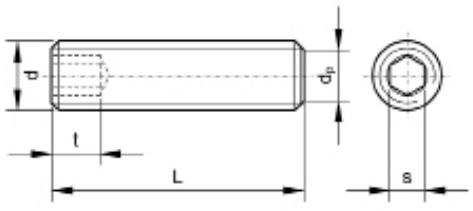

DIN	**≈913**
ISO	≈4026
NF	≈E27-180
NEN	≈2341
BS	≈4168-2
ASME	≈B18.3.6M



Technical Data

d	d_p (max.)	s
M6	4	3
M8	5.5	4
M10	7	5
M12	8.5	6
M14	10	6
M16	12	8

- These set screws are designed for pressure loads and are not suitable for tensile- or shear loads.

Article groups

Thread	Driving features	Material	Class	Surface treatment	Code	Page
MEF	Hexagon socket	St.	45H	Plain	07813	2-69
MEF	Hexagon socket	St.	45H	Plain	07814	2-69

07813 Hexagon socket set screw with flat end MEF / Stelschroef met binnenzeskant en afschuining MEF / Vis sans tête à six pans creux à bout plat MEF D93A

Thread Metric extra fine thread
Material Steel
Class 45H
Surface treatment Plain



d x P x L	✉	Art.number	d x P x L	✉	Art.number	d x P x L	✉	Art.number
M6X0,50X6*	100	07813.060.006	M10X1,00X8*	100	07813.100.008	M12X1,25X16*	50	07813.120.016
M6X0,50X8*	100	07813.060.008	M10X1,00X10*	100	07813.100.010	M12X1,25X20*	50	07813.120.020
M6X0,50X10*	100	07813.060.010	M10X1,00X12*	100	07813.100.012	M12X1,25X25*	50	07813.120.025
M6X0,50X12*	100	07813.060.012	M10X1,00X16*	100	07813.100.016	M12X1,25X30*	50	07813.120.030
M6X0,50X16*	100	07813.060.016	M10X1,00X20*	100	07813.100.020	M12X1,25X40*	50	07813.120.040
M6X0,50X20*	100	07813.060.020	M10X1,00X25*	100	07813.100.025			
			M10X1,00X30*	100	07813.100.030	M14X1,00X10*	50	07813.140.010
M8X0,75X10*	100	07813.080.010	M10X1,00X35*	100	07813.100.035	M14X1,00X12*	50	07813.140.012
M8X0,75X12*	100	07813.080.012	M10X1,00X40*	100	07813.100.040	M14X1,00X16*	50	07813.140.016
M8X0,75X16*	100	07813.080.016	M10X1,00X50*	100	07813.100.050	M14X1,00X20*	50	07813.140.020
M8X0,75X20*	100	07813.080.020	M10X1,00X60*	100	07813.100.060			
M8X0,75X25*	100	07813.080.025				M16X1,00X12*	50	07813.160.012
M8X0,75X30*	100	07813.080.030	M12X1,25X10*	50	07813.120.010	M16X1,00X16*	50	07813.160.016
			M12X1,25X12*	50	07813.120.012	M16X1,00X20*	50	07813.160.020

07814 Hexagon socket set screw with flat end MEF / Stelschroef met binnenzeskant en afschuining MEF / Vis sans tête à six pans creux à bout plat MEF D93A

Thread Metric extra fine thread
Material Steel
Class 45H
Surface treatment Plain



d x P x L	✉	Art.number	d x P x L	✉	Art.number	d x P x L	✉	Art.number
M8X0,50X10*	100	07814.080.010	M12X1,00X8*	100	07814.120.008	M12X1,00X30*	100	07814.120.030
M8X0,50X12*	100	07814.080.012	M12X1,00X10*	100	07814.120.010	M12X1,00X40*	100	07814.120.040
M8X0,50X16*	100	07814.080.016	M12X1,00X16*	100	07814.120.016	M12X1,00X60*	100	07814.120.060
			M12X1,00X20*	100	07814.120.020			

Hexagon socket set screw with cone point

Stelschroef met binnenzeskant en kegelpunt / Vis sans tête à six pans creux à bout tronconique

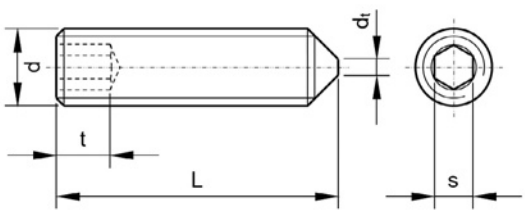

DIN	**914**
ISO	4027
NF	E27-181
NEN	2342
BS	4168-3
ASME	B18.3.6M



Technical Data

d	d_t (max.)	P	s	t (min.)
M2	-	0.40	0.9	0.8
M2.5	-	0.45	1.3	1.2
M3	-	0.50	1.5	1.2
M4	-	0.70	2	1.5
M5	-	0.80	2.5	2
M6	1.5	1.00	3	2
M8	2	1.25	4	3

d	d_t (max.)	P	s	t (min.)
M10	2.5	1.50	5	4
M12	3	1.75	6	4.8
M14	4	2.00	6	5.6
M16	4	2.00	8	6.4
M20	5	2.50	10	8
M24	6	3.00	12	10

- These set screws are designed for pressure loads and are not suitable for tensile- or shear loads.

Article groups

Thread	Driving features	Material	Class	Surface treatment	Code	Page
M	Hexagon socket	St.	45H	Plain	07800	2-70
M	Hexagon socket	St.	45H	ZPL	07801	2-71
M	Hexagon socket	St.st. A2			51250	2-71
M	Hexagon socket	St.st. A4			55250	2-72

07800 **Hexagon socket set screw with cone point / Stelschroef met binnenzeskant en kegelpunt / Vis sans tête à six pans creux à bout tronconique** **D05A**

Thread	Metric thread
Material	Steel
Class	45H
Surface treatment	Plain



d x L	✉	Art.number
M2X2*	200	07800.020.002
M2X3	200	07800.020.003
M2X4*	200	07800.020.004
M2X5*	200	07800.020.005
M2X6*	200	07800.020.006
M2X8*	200	07800.020.008
M2X10	200	07800.020.010
M2,5X3*	200	07800.025.003
M2,5X4*	200	07800.025.004
M2,5X5*	200	07800.025.005
M2,5X6*	200	07800.025.006
M2,5X8*	200	07800.025.008
M2,5X10*	200	07800.025.010
M3X3	200	07800.030.003
M3X4	200	07800.030.004
M3X5	200	07800.030.005
M3X6	200	07800.030.006
M3X8	200	07800.030.008
M3X10	200	07800.030.010
M3X12	200	07800.030.012
M3X16	200	07800.030.016
M3X20	200	07800.030.020
M4X4	200	07800.040.004
M4X5	200	07800.040.005
M4X6	200	07800.040.006
M4X8	200	07800.040.008
M4X10	200	07800.040.010
M4X12	200	07800.040.012
M4X16	200	07800.040.016
M4X18*	200	07800.040.018
M4X20	200	07800.040.020
M4X25	200	07800.040.025
M4X30*	200	07800.040.030
M4X35*	200	07800.040.035
M4X40*	200	07800.040.040
M5X4	200	07800.050.004
M5X5	200	07800.050.005
M5X6	200	07800.050.006
M5X8	200	07800.050.008
M5X10	200	07800.050.010
M5X12	200	07800.050.012
M5X16	200	07800.050.016
M5X18*	200	07800.050.018
M5X20	200	07800.050.020
M5X25	200	07800.050.025
M5X30	200	07800.050.030
M5X35*	100	07800.050.035
M5X40	100	07800.050.040
M6X5	200	07800.060.005
M6X6	200	07800.060.006
M6X8	200	07800.060.008
M6X10	200	07800.060.010
M6X12	200	07800.060.012
M6X16	200	07800.060.016
M6X18*	200	07800.060.018
M6X20	200	07800.060.020
M6X25	200	07800.060.025
M6X30	200	07800.060.030
M6X35	200	07800.060.035
M6X40	100	07800.060.040
M6X45*	100	07800.060.045
M6X50	100	07800.060.050
M8X6	200	07800.080.006
M8X8	200	07800.080.008
M8X10	200	07800.080.010
M8X12	200	07800.080.012
M8X16	200	07800.080.016
M8X18*	200	07800.080.018
M8X20	200	07800.080.020
M8X25	200	07800.080.025
M8X30	200	07800.080.030
M8X35	100	07800.080.035
M8X40	100	07800.080.040
M8X45*	100	07800.080.045
M8X50	100	07800.080.050
M8X55*	100	07800.080.055
M8X60	100	07800.080.060
M8X70*	100	07800.080.070
M8X80*	100	07800.080.080
M10X8	200	07800.100.008
M10X10	200	07800.100.010
M10X12	200	07800.100.012
M10X16	200	07800.100.016
M10X18*	200	07800.100.018
M10X20	200	07800.100.020
M10X25	100	07800.100.025
M10X30	100	07800.100.030
M10X35	100	07800.100.035
M10X40	100	07800.100.040
M10X45*	100	07800.100.045
M10X50	100	07800.100.050
M10X60	100	07800.100.060
M10X70*	100	07800.100.070
M10X80*	100	07800.100.080
M10X100*	50	07800.100.100

Go to www.fabory.com for all your tools, safety and metalworking products

07800 Hexagon socket set screw with cone point / Stelschroef met binnenzeskant en kegelpunt / Vis sans tête à six pans creux à bout tronconique

d x L	✉	Art.number	d x L	✉	Art.number	d x L	✉	Art.number
			M14X40	50	07800.140.040	M20X30*	50	07800.200.030
M12X10	100	07800.120.010				M20X35	50	07800.200.035
M12X12	100	07800.120.012	M16X16	50	07800.160.016	M20X40*	50	07800.200.040
M12X16	100	07800.120.016	M16X20	50	07800.160.020	M20X45*	50	07800.200.045
M12X20	100	07800.120.020	M16X25	50	07800.160.025	M20X50*	50	07800.200.050
M12X25	100	07800.120.025	M16X30	50	07800.160.030	M20X60*	25	07800.200.060
M12X30	100	07800.120.030	M16X35	50	07800.160.035	M20X70*	25	07800.200.070
M12X35*	100	07800.120.035	M16X40	50	07800.160.040	M20X80	25	07800.200.080
M12X40	100	07800.120.040	M16X45*	50	07800.160.045	M20X90*	25	07800.200.090
M12X45*	100	07800.120.045	M16X50	50	07800.160.050			
M12X50	100	07800.120.050	M16X55*	50	07800.160.055	M24X30*	50	07800.240.030
M12X55*	100	07800.120.055	M16X60	25	07800.160.060	M24X35*	50	07800.240.035
M12X60	50	07800.120.060	M16X70*	50	07800.160.070	M24X40*	25	07800.240.040
M12X70*	50	07800.120.070	M16X80*	50	07800.160.080	M24X50*	25	07800.240.050
M12X80*	50	07800.120.080	M16X90*	25	07800.160.090	M24X60*	25	07800.240.060
						M24X80*	25	07800.240.080
M14X20*	100	07800.140.020	M20X20*	100	07800.200.020	M24X100*	25	07800.240.100
M14X30*	100	07800.140.030	M20X25*	100	07800.200.025			

07801 Hexagon socket set screw with cone point / Stelschroef met binnenzeskant en kegelpunt / Vis sans tête à six pans creux à bout tronconique

D05A

Thread Metric thread
Material Steel
Class 45H
Surface treatment Zinc plated

RoHS



d x L	✉	Art.number	d x L	✉	Art.number	d x L	✉	Art.number
M3X3*	200	07801.030.003	M6X8	200	07801.060.008	M10X45*	100	07801.100.045
M3X4	200	07801.030.004	M6X10	200	07801.060.010	M10X50*	100	07801.100.050
M3X5	200	07801.030.005	M6X12	200	07801.060.012			
M3X6*	200	07801.030.006	M6X16*	200	07801.060.016	M12X10*	100	07801.120.010
M3X8	200	07801.030.008	M6X18*	200	07801.060.018	M12X12*	100	07801.120.012
M3X10*	200	07801.030.010	M6X20*	200	07801.060.020	M12X16*	100	07801.120.016
			M6X25*	200	07801.060.025	M12X20*	100	07801.120.020
M4X4	200	07801.040.004	M6X30*	200	07801.060.030	M12X25*	100	07801.120.025
M4X5	200	07801.040.005	M6X40*	100	07801.060.040	M12X30*	100	07801.120.030
M4X6	200	07801.040.006	M6X45*	100	07801.060.045	M12X35*	100	07801.120.035
M4X8	200	07801.040.008				M12X40*	100	07801.120.040
M4X10	200	07801.040.010	M8X8	200	07801.080.008	M12X50*	100	07801.120.050
M4X12*	200	07801.040.012	M8X10	200	07801.080.010	M12X60*	50	07801.120.060
M4X16*	200	07801.040.016	M8X12	200	07801.080.012			
M4X18*	200	07801.040.018	M8X16	200	07801.080.016	M16X16*	50	07801.160.016
M4X20*	200	07801.040.020	M8X20	200	07801.080.020	M16X20*	100	07801.160.020
M4X25*	200	07801.040.025	M8X25	200	07801.080.025	M16X25*	100	07801.160.025
M4X30*	200	07801.040.030	M8X30*	100	07801.080.030	M16X30*	100	07801.160.030
M4X35*	200	07801.040.035	M8X35*	100	07801.080.035	M16X35*	50	07801.160.035
			M8X40*	100	07801.080.040	M16X40*	50	07801.160.040
M5X4*	200	07801.050.004	M8X45*	100	07801.080.045	M16X45*	50	07801.160.045
M5X5	200	07801.050.005	M8X50*	100	07801.080.050	M16X50*	50	07801.160.050
M5X6	200	07801.050.006	M8X60*	100	07801.080.060	M16X60*	50	07801.160.060
M5X8	200	07801.050.008				M16X70*	50	07801.160.070
M5X10	200	07801.050.010	M10X10	200	07801.100.010	M16X80*	50	07801.160.080
M5X12	200	07801.050.012	M10X12	200	07801.100.012	M16X90*	25	07801.160.090
M5X16*	200	07801.050.016	M10X16*	200	07801.100.016			
M5X20*	200	07801.050.020	M10X20*	200	07801.100.020	M20X20*	100	07801.200.020
M5X25*	200	07801.050.025	M10X25*	100	07801.100.025	M20X30*	50	07801.200.030
M5X30*	200	07801.050.030	M10X30*	100	07801.100.030	M20X40*	50	07801.200.040
			M10X35*	100	07801.100.035	M20X50*	50	07801.200.050
M6X5*	200	07801.060.005	M10X40	100	07801.100.040	M20X60*	25	07801.200.060
M6X6	200	07801.060.006						

51250 Hexagon socket set screw with cone point / Stelschroef met binnenzeskant en kegelpunt / Vis sans tête à six pans creux à bout tronconique

R03A

Thread Metric thread
Material Stainless steel A2

RoHS



d x L	✉	Art.number	d x L	✉	Art.number	d x L	✉	Art.number
M2X2*	200	51250.020.002	M2X12*	500	51250.020.012	M2,5X10*	500	51250.025.010
M2X3	500	51250.020.003				M2,5X12*	500	51250.025.012
M2X4	500	51250.020.004	M2,5X3*	500	51250.025.003			
M2X5*	500	51250.020.005	M2,5X4	200	51250.025.004	M3X3	500	51250.030.003
M2X6	500	51250.020.006	M2,5X5*	500	51250.025.005	M3X4	200	51250.030.004
M2X8*	500	51250.020.008	M2,5X6*	500	51250.025.006	M3X5	500	51250.030.005
M2X10*	500	51250.020.010	M2,5X8*	500	51250.025.008	M3X6	500	51250.030.006

51250 Hexagon socket set screw with cone point / Stelschroef met binnenzeskant en kegelpunt / Vis sans tête à six pans creux à bout tronconique ←

d x L	✉	Art.number	d x L	✉	Art.number	d x L	✉	Art.number
M3X8	500	51250.030.008	M6X6	200	51250.060.006	M10X35*	100	51250.100.035
M3X10	500	51250.030.010	M6X7*	500	51250.060.007	M10X40	100	51250.100.040
M3X12*	500	51250.030.012	M6X8	200	51250.060.008	M10X45*	100	51250.100.045
M3X16	500	51250.030.016	M6X10	200	51250.060.010	M10X50*	100	51250.100.050
M3X20*	500	51250.030.020	M6X12	200	51250.060.012	M10X60	100	51250.100.060
M3X25*	500	51250.030.025	M6X14	200	51250.060.014	M10X70*	100	51250.100.070
M3X30*	200	51250.030.030	M6X16	200	51250.060.016	M10X80*	100	51250.100.080
			M6X20	200	51250.060.020			
M4X4	500	51250.040.004	M6X22*	200	51250.060.022	M12X12*	100	51250.120.012
M4X5	500	51250.040.005	M6X25	200	51250.060.025	M12X16	100	51250.120.016
M4X6	200	51250.040.006	M6X30*	200	51250.060.030	M12X20	100	51250.120.020
M4X8	200	51250.040.008	M6X35*	200	51250.060.035	M12X25*	100	51250.120.025
M4X10	200	51250.040.010	M6X40	200	51250.060.040	M12X30*	100	51250.120.030
M4X12	200	51250.040.012	M6X45*	200	51250.060.045	M12X35*	100	51250.120.035
M4X14	200	51250.040.014	M6X50*	200	51250.060.050	M12X40*	100	51250.120.040
M4X16	200	51250.040.016	M6X60*	200	51250.060.060	M12X45*	100	51250.120.045
M4X20	200	51250.040.020	M6X80*	100	51250.060.080	M12X50*	100	51250.120.050
M4X25*	500	51250.040.025				M12X55*	100	51250.120.055
M4X30*	200	51250.040.030	M8X6	200	51250.080.006	M12X60*	100	51250.120.060
M4X40*	200	51250.040.040	M8X8	200	51250.080.008	M12X70*	50	51250.120.070
			M8X10	200	51250.080.010			
M5X5	500	51250.050.005	M8X12	200	51250.080.012	M16X16*	50	51250.160.016
M5X6	200	51250.050.006	M8X14*	200	51250.080.014	M16X20*	50	51250.160.020
M5X7*	500	51250.050.007	M8X16	200	51250.080.016	M16X25*	50	51250.160.025
M5X8	200	51250.050.008	M8X18*	200	51250.080.018	M16X30*	50	51250.160.030
M5X10	200	51250.050.010	M8X20	200	51250.080.020	M16X35*	25	51250.160.035
M5X12	200	51250.050.012	M8X25	100	51250.080.025	M16X40*	50	51250.160.040
M5X14*	500	51250.050.014	M8X30	200	51250.080.030	M16X45*	50	51250.160.045
M5X16	200	51250.050.016	M8X35*	200	51250.080.035	M16X50*	50	51250.160.050
M5X18*	500	51250.050.018	M8X40	200	51250.080.040	M16X60*	50	51250.160.060
M5X20	200	51250.050.020	M8X45*	200	51250.080.045	M16X70*	50	51250.160.070
M5X22*	500	51250.050.022	M8X50*	200	51250.080.050			
M5X25	200	51250.050.025	M8X60*	200	51250.080.060	M20X20*	50	51250.200.020
M5X30	200	51250.050.030				M20X25*	25	51250.200.025
M5X35*	200	51250.050.035	M10X10	200	51250.100.010	M20X30*	50	51250.200.030
M5X40*	200	51250.050.040	M10X12	100	51250.100.012	M20X35*	25	51250.200.035
M5X45*	200	51250.050.045	M10X14*	100	51250.100.014	M20X40*	50	51250.200.040
M5X50	200	51250.050.050	M10X16	100	51250.100.016	M20X45*	25	51250.200.045
			M10X20	100	51250.100.020	M20X50*	50	51250.200.050
M6X4*	1.000	51250.060.004	M10X25	100	51250.100.025	M20X60*	25	51250.200.060
M6X5	200	51250.060.005	M10X30	100	51250.100.030			

55250 Hexagon socket set screw with cone point / Stelschroef met binnenzeskant en kegelpunt / Vis sans tête à six pans creux à bout tronconique R43A

Thread Metric thread
Material Stainless steel A4



d x L	✉	Art.number	d x L	✉	Art.number	d x L	✉	Art.number
M3X3*	1.000	55250.030.003	M5X35*	200	55250.050.035	M10X10	200	55250.100.010
M3X4	500	55250.030.004	M5X40*	200	55250.050.040	M10X12	100	55250.100.012
M3X5	500	55250.030.005				M10X16	100	55250.100.016
M3X6*	500	55250.030.006	M6X6	200	55250.060.006	M10X20	100	55250.100.020
M3X8*	500	55250.030.008	M6X8	200	55250.060.008	M10X25	100	55250.100.025
M3X10*	500	55250.030.010	M6X10	200	55250.060.010	M10X30	100	55250.100.030
M3X12*	500	55250.030.012	M6X12	200	55250.060.012	M10X35	100	55250.100.035
			M6X14*	200	55250.060.014	M10X40	100	55250.100.040
M4X4	500	55250.040.004	M6X16	200	55250.060.016	M10X45*	100	55250.100.045
M4X5	500	55250.040.005	M6X20	200	55250.060.020	M10X50*	100	55250.100.050
M4X6	200	55250.040.006	M6X25	200	55250.060.025			
M4X8	200	55250.040.008	M6X30	200	55250.060.030	M12X12*	100	55250.120.012
M4X10	200	55250.040.010	M6X35*	200	55250.060.035	M12X16	100	55250.120.016
M4X12	200	55250.040.012	M6X40*	200	55250.060.040	M12X20	100	55250.120.020
M4X16*	500	55250.040.016	M6X45*	200	55250.060.045	M12X25*	100	55250.120.025
M4X20	200	55250.040.020				M12X30*	100	55250.120.030
M4X25*	200	55250.040.025	M8X8	200	55250.080.008	M12X35*	100	55250.120.035
M4X30*	200	55250.040.030	M8X10	200	55250.080.010	M12X40*	100	55250.120.040
			M8X12	200	55250.080.012	M12X45*	100	55250.120.045
M5X5	500	55250.050.005	M8X16	200	55250.080.016	M12X50*	100	55250.120.050
M5X6	200	55250.050.006	M8X18*	200	55250.080.018	M12X60*	50	55250.120.060
M5X8	200	55250.050.008	M8X20	200	55250.080.020	M12X70*	50	55250.120.070
M5X10	200	55250.050.010	M8X25	100	55250.080.025			
M5X12	200	55250.050.012	M8X30	100	55250.080.030	M16X16*	25	55250.160.016
M5X14*	500	55250.050.014	M8X35*	200	55250.080.035	M16X25*	50	55250.160.025
M5X16	200	55250.050.016	M8X40	100	55250.080.040	M16X30*	50	55250.160.030
M5X20	200	55250.050.020	M8X45*	200	55250.080.045	M16X35*	25	55250.160.035
M5X25*	200	55250.050.025	M8X50*	200	55250.080.050	M16X45*	25	55250.160.045
M5X30	200	55250.050.030				M16X50*	25	55250.160.050

55250	Hexagon socket set screw with cone point / Stelschroef met binnenzeskant en kegelpunt / Vis sans tête à six pans creux à bout tronconique									←
d x L		Art.number	d x L		Art.number	d x L		Art.number		
M16X60*	25	55250.160.060				M20X50*	25	55250.200.050		
M16X70*	25	55250.160.070	M20X30*	25	55250.200.030	M20X60*	25	55250.200.060		
M16X80*	25	55250.160.080	M20X35*	25	55250.200.035	M20X70*	25	55250.200.070		
M16X90*	25	55250.160.090	M20X40*	25	55250.200.040	M20X80*	25	55250.200.080		
M16X100*	25	55250.160.100	M20X45*	25	55250.200.045	M20X90*	25	55250.200.090		

Hexagon socket set screw with dog point

Stelschroef met binnenzeskant en tap / Vis sans tête à six pans creux à téton

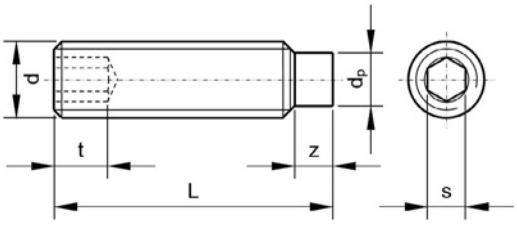

DIN	**915**
ISO	4028
NF	E27-182
NEN	2344
BS	4168-4
ASME	B18.3.6M



Technical Data

d	z short (min.)	z long if L ≥	z long (min.)	d_p (max.)	P	s	t (min.)
M2	0.5	4	1	1	0.40	0.9	0.8
M2.5	0.63	5	1.25	1.5	0.45	1.3	1.2
M3	0.75	6	1.5	2	0.50	1.5	1.2
M4	1	8	2	2.5	0.70	2	1.5
M5	1.25	8	2.5	3.5	0.80	2.5	2
M6	1.5	10	3	4	1.00	3	2
M8	2	12	4	5.5	1.25	4	3
M10	2.5	16	5	7	1.50	5	4
M12	3	20	6	8.5	1.75	6	4.8
M14	3.5	22	7	10	2.00	6	5.6
M16	4	25	8	12	2.00	8	6.4
M20	5	30	10	15	2.50	10	8
M24	6	35	12	18	3.00	12	10

- These set screws are designed for pressure loads and are not suitable for tensile- or shear loads.

Article groups

Thread	Driving features	Material	Class	Surface treatment	Code	Page
M	Hexagon socket	St.	45H	Plain	07820	2-73
M	Hexagon socket	St.	45H	ZPL	07821	2-74
M	Hexagon socket	St.st. A2			51230	2-75
M	Hexagon socket	St.st. A4			55230	2-75

07820	Hexagon socket set screw with dog point / Stelschroef met binnenzeskant en tap / Vis sans tête à six pans creux à téton	D05A

Thread	Metric thread
Material	Steel
Class	45H
Surface treatment	Plain

RoHS



d x L		Art.number	d x L		Art.number	d x L		Art.number
M3X3	200	07820.030.003	M4X30	200	07820.040.030	M6X6	200	07820.060.006
M3X4	200	07820.030.004	M4X35*	200	07820.040.035	M6X8	200	07820.060.008
M3X5	200	07820.030.005	M4X40*	200	07820.040.040	M6X10	200	07820.060.010
M3X6	200	07820.030.006				M6X12	200	07820.060.012
M3X8	200	07820.030.008	M5X4*	200	07820.050.004	M6X16	200	07820.060.016
M3X10	200	07820.030.010	M5X5	200	07820.050.005	M6X18*	200	07820.060.018
M3X12	200	07820.030.012	M5X6	200	07820.050.006	M6X20	200	07820.060.020
M3X16	200	07820.030.016	M5X8	200	07820.050.008	M6X25	200	07820.060.025
M3X20	200	07820.030.020	M5X10	200	07820.050.010	M6X30	200	07820.060.030
			M5X12	200	07820.050.012	M6X35	100	07820.060.035
M4X4*	200	07820.040.004	M5X16	200	07820.050.016	M6X40	200	07820.060.040
M4X5	200	07820.040.005	M5X18*	200	07820.050.018	M6X45*	100	07820.060.045
M4X6	200	07820.040.006	M5X20	200	07820.050.020	M6X50	200	07820.060.050
M4X8	200	07820.040.008	M5X25	200	07820.050.025			
M4X10	200	07820.040.010	M5X30	200	07820.050.030	M8X6*	200	07820.080.006
M4X12	200	07820.040.012	M5X35*	100	07820.050.035	M8X8	200	07820.080.008
M4X16	200	07820.040.016	M5X40	200	07820.050.040	M8X10	200	07820.080.010
M4X20	200	07820.040.020				M8X12	200	07820.080.012
M4X25	200	07820.040.025	M6X5*	200	07820.060.005	M8X16	200	07820.080.016

07820 Hexagon socket set screw with dog point / Stelschroef met binnenzeskant en tap / Vis sans tête à six pans creux à téton ←

d x L	✉	Art.number	d x L	✉	Art.number	d x L	✉	Art.number
M8X18*	200	07820.080.018	M12X10*	100	07820.120.010	M16X70*	50	07820.160.070
M8X20	200	07820.080.020	M12X12	100	07820.120.012	M16X80*	50	07820.160.080
M8X25	200	07820.080.025	M12X16	100	07820.120.016	M16X90	25	07820.160.090
M8X30	200	07820.080.030	M12X18*	100	07820.120.018	M16X100*	25	07820.160.100
M8X35	100	07820.080.035	M12X20	100	07820.120.020			
M8X40	100	07820.080.040	M12X25	100	07820.120.025	M20X20*	100	07820.200.020
M8X45	100	07820.080.045	M12X30	100	07820.120.030	M20X25*	100	07820.200.025
M8X50	100	07820.080.050	M12X35	100	07820.120.035	M20X30	25	07820.200.030
M8X55*	100	07820.080.055	M12X40	100	07820.120.040	M20X35*	50	07820.200.035
M8X60	100	07820.080.060	M12X45	100	07820.120.045	M20X40	25	07820.200.040
M8X70*	100	07820.080.070	M12X50	100	07820.120.050	M20X45*	50	07820.200.045
M8X80	100	07820.080.080	M12X55*	100	07820.120.055	M20X50	10	07820.200.050
			M12X60	50	07820.120.060	M20X60	25	07820.200.060
M10X8*	200	07820.100.008	M12X70*	50	07820.120.070	M20X70	25	07820.200.070
M10X10*	200	07820.100.010	M12X80*	50	07820.120.080	M20X80*	25	07820.200.080
M10X12	200	07820.100.012				M20X90	25	07820.200.090
M10X16	200	07820.100.016	M14X20*	100	07820.140.020	M20X140	25	07820.200.140
M10X18	200	07820.100.018	M14X30	100	07820.140.030			
M10X20	200	07820.100.020	M14X40	50	07820.140.040	M24X30*	50	07820.240.030
M10X25	100	07820.100.025				M24X35*	50	07820.240.035
M10X30	100	07820.100.030	M16X16	50	07820.160.016	M24X40*	25	07820.240.040
M10X35	100	07820.100.035	M16X20	50	07820.160.020	M24X45*	25	07820.240.045
M10X40	100	07820.100.040	M16X25	50	07820.160.025	M24X50*	25	07820.240.050
M10X45	100	07820.100.045	M16X30	50	07820.160.030	M24X60	25	07820.240.060
M10X50	100	07820.100.050	M16X35	50	07820.160.035	M24X70	25	07820.240.070
M10X55*	100	07820.100.055	M16X40	50	07820.160.040	M24X80	25	07820.240.080
M10X60	50	07820.100.060	M16X45*	50	07820.160.045	M24X90*	25	07820.240.090
M10X70*	100	07820.100.070	M16X50	50	07820.160.050	M24X100*	25	07820.240.100
M10X80*	100	07820.100.080	M16X55*	50	07820.160.055			
			M16X60	25	07820.160.060			

07821 Hexagon socket set screw with dog point / Stelschroef met binnenzeskant en tap / Vis sans tête à six pans creux à téton D05A

Thread	Metric thread
Material	Steel
Class	45H
Surface treatment	Zinc plated

RoHS



d x L	✉	Art.number	d x L	✉	Art.number	d x L	✉	Art.number
M3X6*	200	07821.030.006	M6X20*	200	07821.060.020	M12X20*	100	07821.120.020
M3X8*	200	07821.030.008	M6X25*	200	07821.060.025	M12X25*	100	07821.120.025
M3X10*	200	07821.030.010	M6X30*	200	07821.060.030	M12X30*	100	07821.120.030
M3X12*	200	07821.030.012	M6X35*	100	07821.060.035	M12X35*	100	07821.120.035
M3X16*	200	07821.030.016	M6X40*	100	07821.060.040	M12X40*	100	07821.120.040
M3X20*	200	07821.030.020	M6X45*	100	07821.060.045	M12X50*	100	07821.120.050
			M6X50*	100	07821.060.050	M12X55*	100	07821.120.055
M4X4*	200	07821.040.004				M12X60*	50	07821.120.060
M4X5*	200	07821.040.005	M8X8*	200	07821.080.008	M12X70*	50	07821.120.070
M4X6*	200	07821.040.006	M8X10*	200	07821.080.010	M12X80*	50	07821.120.080
M4X8*	200	07821.040.008	M8X12	200	07821.080.012			
M4X10*	200	07821.040.010	M8X16*	200	07821.080.016	M16X16*	100	07821.160.016
M4X12*	200	07821.040.012	M8X20*	200	07821.080.020	M16X20*	100	07821.160.020
M4X16*	200	07821.040.016	M8X25*	200	07821.080.025	M16X25*	100	07821.160.025
M4X20*	200	07821.040.020	M8X30*	100	07821.080.030	M16X30*	100	07821.160.030
M4X25*	200	07821.040.025	M8X35*	100	07821.080.035	M16X35*	100	07821.160.035
M4X30*	200	07821.040.030	M8X40*	100	07821.080.040	M16X40*	100	07821.160.040
			M8X50*	100	07821.080.050	M16X45*	50	07821.160.045
M5X5*	200	07821.050.005				M16X50*	50	07821.160.050
M5X6*	200	07821.050.006	M10X8*	200	07821.100.008	M16X55*	50	07821.160.055
M5X8*	200	07821.050.008	M10X12*	200	07821.100.012	M16X70*	50	07821.160.070
M5X10*	200	07821.050.010	M10X16*	200	07821.100.016			
M5X12*	200	07821.050.012	M10X20*	200	07821.100.020	M20X25*	100	07821.200.025
M5X16	200	07821.050.016	M10X25*	100	07821.100.025	M20X35*	50	07821.200.035
M5X20*	200	07821.050.020	M10X30*	100	07821.100.030	M20X40*	50	07821.200.040
M5X25*	200	07821.050.025	M10X35*	100	07821.100.035	M20X50*	50	07821.200.050
M5X30*	200	07821.050.030	M10X40*	100	07821.100.040	M20X60*	25	07821.200.060
			M10X50*	100	07821.100.050	M20X70*	25	07821.200.070
M6X6*	200	07821.060.006	M10X55*	100	07821.100.055	M20X80*	25	07821.200.080
M6X8	200	07821.060.008	M10X60*	100	07821.100.060			
M6X10	200	07821.060.010				M24X30*	50	07821.240.030
M6X12*	200	07821.060.012	M12X12*	100	07821.120.012	M24X40*	25	07821.240.040
M6X16*	200	07821.060.016	M12X16*	100	07821.120.016			

51230 Hexagon socket set screw with dog point / Stelschroef met binnenzeskant en tap / Vis sans tête à six pans creux à téton R03A

Thread Metric thread
Material Stainless steel A2



d x L	✉	Art.number	d x L	✉	Art.number	d x L	✉	Art.number
M2X3	500	51230.020.003	M5X10	200	51230.050.010	M10X20	100	51230.100.020
M2X4*	500	51230.020.004	M5X12	200	51230.050.012	M10X25	100	51230.100.025
M2X5*	500	51230.020.005	M5X16	200	51230.050.016	M10X30	100	51230.100.030
M2X6*	200	51230.020.006	M5X18*	500	51230.050.018	M10X35*	200	51230.100.035
M2X8*	500	51230.020.008	M5X20	200	51230.050.020	M10X40	100	51230.100.040
M2X10*	200	51230.020.010	M5X25	200	51230.050.025	M10X45*	200	51230.100.045
M2X12*	500	51230.020.012	M5X30*	200	51230.050.030	M10X50	200	51230.100.050
			M5X35*	200	51230.050.035	M10X60*	200	51230.100.060
M2,5X3*	500	51230.025.003	M5X40*	200	51230.050.040			
M2,5X4*	500	51230.025.004				M12X12*	100	51230.120.012
M2,5X5*	500	51230.025.005	M6X6	200	51230.060.006	M12X16*	100	51230.120.016
M2,5X6	500	51230.025.006	M6X8	200	51230.060.008	M12X20*	100	51230.120.020
M2,5X8*	500	51230.025.008	M6X10	200	51230.060.010	M12X25	100	51230.120.025
M2,5X10*	500	51230.025.010	M6X12	200	51230.060.012	M12X30	100	51230.120.030
M2,5X12*	500	51230.025.012	M6X16	200	51230.060.016	M12X35*	100	51230.120.035
			M6X20	200	51230.060.020	M12X40*	100	51230.120.040
M3X3*	500	51230.030.003	M6X25	200	51230.060.025	M12X45*	100	51230.120.045
M3X4	500	51230.030.004	M6X30	200	51230.060.030	M12X50*	100	51230.120.050
M3X5*	500	51230.030.005	M6X35*	200	51230.060.035	M12X55*	100	51230.120.055
M3X6*	500	51230.030.006	M6X40	200	51230.060.040	M12X60*	100	51230.120.060
M3X8	500	51230.030.008	M6X45*	200	51230.060.045	M12X70*	50	51230.120.070
M3X10	500	51230.030.010	M6X50*	200	51230.060.050	M12X80*	50	51230.120.080
M3X12	500	51230.030.012	M6X60*	200	51230.060.060			
M3X16*	500	51230.030.016				M16X20*	50	51230.160.020
M3X20*	500	51230.030.020	M8X8*	200	51230.080.008	M16X25	50	51230.160.025
M3X25*	500	51230.030.025	M8X10	200	51230.080.010	M16X30*	50	51230.160.030
			M8X12	200	51230.080.012	M16X40*	50	51230.160.040
M4X4*	500	51230.040.004	M8X16	200	51230.080.016	M16X50*	50	51230.160.050
M4X5	500	51230.040.005	M8X20	200	51230.080.020	M16X60*	25	51230.160.060
M4X6	200	51230.040.006	M8X25	100	51230.080.025	M16X65*	25	51230.160.065
M4X8	200	51230.040.008	M8X30	100	51230.080.030	M16X70*	25	51230.160.070
M4X10	200	51230.040.010	M8X35*	200	51230.080.035	M16X80*	25	51230.160.080
M4X12	500	51230.040.012	M8X40	100	51230.080.040	M16X90*	25	51230.160.090
M4X16	500	51230.040.016	M8X45	200	51230.080.045			
M4X20*	500	51230.040.020	M8X50*	200	51230.080.050	M20X40*	25	51230.200.040
M4X25*	500	51230.040.025	M8X60*	200	51230.080.060	M20X45*	25	51230.200.045
M4X30*	200	51230.040.030				M20X50*	25	51230.200.050
			M10X10*	200	51230.100.010	M20X60*	25	51230.200.060
M5X5*	500	51230.050.005	M10X12	100	51230.100.012	M20X70*	25	51230.200.070
M5X6	200	51230.050.006	M10X16	100	51230.100.016	M20X80*	25	51230.200.080
M5X8	200	51230.050.008						

55230 Hexagon socket set screw with dog point / Stelschroef met binnenzeskant en tap / Vis sans tête à six pans creux à téton R43A

Thread Metric thread
Material Stainless steel A4



d x L	✉	Art.number	d x L	✉	Art.number	d x L	✉	Art.number
M3X4*	500	55230.030.004	M6X8*	200	55230.060.008	M10X35*	100	55230.100.035
M3X5*	500	55230.030.005	M6X10	200	55230.060.010	M10X40*	100	55230.100.040
M3X6*	500	55230.030.006	M6X12*	200	55230.060.012	M10X50*	100	55230.100.050
M3X8*	500	55230.030.008	M6X16*	200	55230.060.016			
			M6X20*	200	55230.060.020	M12X16*	100	55230.120.016
M4X4*	500	55230.040.004	M6X25*	200	55230.060.025	M12X20*	100	55230.120.020
M4X5*	200	55230.040.005	M6X30*	200	55230.060.030	M12X25*	100	55230.120.025
M4X6*	500	55230.040.006				M12X30*	100	55230.120.030
M4X8*	500	55230.040.008	M8X8*	200	55230.080.008	M12X35*	100	55230.120.035
M4X10	500	55230.040.010	M8X10*	200	55230.080.010	M12X40*	100	55230.120.040
M4X12*	500	55230.040.012	M8X12	200	55230.080.012	M12X50*	50	55230.120.050
M4X16*	500	55230.040.016	M8X16	200	55230.080.016			
M4X25*	500	55230.040.025	M8X20	200	55230.080.020	M16X20*	25	55230.160.020
			M8X25*	200	55230.080.025	M16X25*	25	55230.160.025
M5X6*	500	55230.050.006	M8X30	200	55230.080.030	M16X30*	25	55230.160.030
M5X8	500	55230.050.008	M8X40*	200	55230.080.040	M16X35*	25	55230.160.035
M5X10*	500	55230.050.010				M16X40*	50	55230.160.040
M5X12*	500	55230.050.012	M10X10*	200	55230.100.010	M16X45*	25	55230.160.045
M5X16*	500	55230.050.016	M10X12	200	55230.100.012	M16X50*	25	55230.160.050
M5X20*	500	55230.050.020	M10X16*	200	55230.100.016	M16X55*	25	55230.160.055
M5X25*	200	55230.050.025	M10X20*	200	55230.100.020	M16X60*	25	55230.160.060
			M10X25*	100	55230.100.025	M16X65*	25	55230.160.065
M6X6*	200	55230.060.006	M10X30*	100	55230.100.030	M16X70*	25	55230.160.070
M6X7*	500	55230.060.007						

FABORY

55230	Hexagon socket set screw with dog point / Stelschroef met binnenzeskant en tap / Vis sans tête à six pans creux à téton	←

d x L	✉	Art.number	d x L	✉	Art.number	d x L	✉	Art.number
M16X80*	25	55230.160.080	M20X30*	25	55230.200.030	M20X40*	25	55230.200.040
			M20X35*	25	55230.200.035	M20X50*	25	55230.200.050

2

Hexagon socket set screw with nylon dog point (thrust screw)

Stelschroef met binnenzeskant en nylon tap (drukschroef) / Vis sans tête à six pans creux à téton en plastique

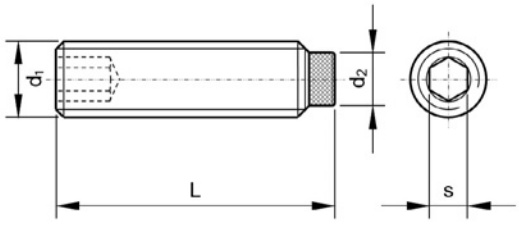



Technical Data

d_1	d_2	P	s	d_1	d_2	P	s
M4	2.5	0.70	2	M8	5.5	1.25	4
M5	3	0.80	2.5	M10	7	1.50	5
M6	4	1.00	3				

- These set screws are designed for pressure loads and are not suitable for tensile- or shear loads.
- These set screws (thrust screws) are ideal for clamping or exerting pressure on threaded spindles, axles, shafts and coated surfaces without causing damage to the clamped material.

56949	Hexagon socket set screw with nylon dog point (thrust screw) / Stelschroef met binnenzeskant en nylon tap (drukschroef) / Vis sans tête à six pans creux à téton en plastique	W03A

Thread	Metric thread
Material	Steel
Class	5.8
Surface treatment	Plain



d_1 x L	✉	Art.number	d_1 x L	✉	Art.number	d_1 x L	✉	Art.number
M4X6,5	25	56949.040.006	M5X10	25	56949.050.010	M8X10	10	56949.080.010
M4X7	25	56949.040.007	M5X11	25	56949.050.011	M8X12	10	56949.080.012
M4X8	25	56949.040.008	M5X12,5	25	56949.050.012	M8X13,6	10	56949.080.013
M4X9	25	56949.040.009	M5X16	25	56949.050.016	M8X20	10	56949.080.020
M4X10,5	25	56949.040.010						
M4X11	25	56949.040.011	M6X10	25	56949.060.010	M10X16	10	56949.100.016
			M6X11,3	25	56949.060.011	M10X27	10	56949.100.027
M5X8,5	25	56949.050.008	M6X26,3	10	56949.060.026			
M5X9	25	56949.050.009						

Hexagon socket set screw with cup point

Stelschroef met binnenzeskant en kratereind / Vis sans tête à six pans creux à bout cuvette

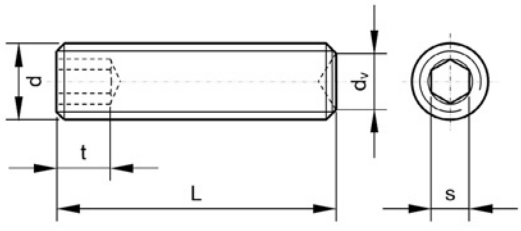

DIN	**916**
ISO	4029
NF	E27-183
NEN	2343
BS	4168-5
ASME	B18.3.6M



Technical Data

d	d_v	P	s	t (min.)
M1.6	0.8	0.35	0.7	0.7
M2	1	0.40	0.9	0.8
M2.5	1.2	0.45	1.3	1.2
M3	1.4	0.50	1.5	1.2
M4	2	0.70	2	1.5
M5	2.5	0.80	2.5	2
M6	3	1.00	3	2
M8	5	1.25	4	3

d	d_v	P	s	t (min.)
M10	6	1.50	5	4
M12	8	1.75	6	4.8
M14	9	2.00	6	5.6
M16	10	2.00	8	6.4
M20	14	2.50	10	8
M24	16	3.00	12	10
M30 (≠DIN)	20	3.50	14	13

- These set screws are designed for pressure loads and are not suitable for tensile- or shear loads.

Article groups

Thread	Driving features	Material	Class	Surface treatment	Code	Page
M	Hexagon socket	St.	45H	Plain	07840	2-77
M	Hexagon socket	St.	45H	ZPL	07850	2-78
M	Hexagon socket	St.st. A2			51260	2-79
M	Hexagon socket	St.st. A4			55260	2-79

07840 **Hexagon socket set screw with cup point / Stelschroef met binnenzeskant en kratereind / Vis sans tête à six pans creux à bout cuvette** **D05A**

Thread	Metric thread
Material	Steel
Class	45H
Surface treatment	Plain



d x L	✉	Art.number
M2X2	200	07840.020.002
M2X3	200	07840.020.003
M2X4	200	07840.020.004
M2X5*	100	07840.020.005
M2X6	200	07840.020.006
M2X8	200	07840.020.008
M2X10	200	07840.020.010
M2X12	200	07840.020.012
M2,5X3	100	07840.025.003
M2,5X4	100	07840.025.004
M2,5X5*	100	07840.025.005
M2,5X6*	100	07840.025.006
M2,5X10	100	07840.025.010
M3X3	200	07840.030.003
M3X4	200	07840.030.004
M3X5	200	07840.030.005
M3X6	200	07840.030.006
M3X8	200	07840.030.008
M3X10	200	07840.030.010
M3X12	200	07840.030.012
M3X16	200	07840.030.016
M3X20	200	07840.030.020
M3X25	200	07840.030.025
M3X30	200	07840.030.030
M4X4	200	07840.040.004
M4X5	200	07840.040.005
M4X6	200	07840.040.006
M4X8	200	07840.040.008
M4X10	200	07840.040.010
M4X12	200	07840.040.012
M4X16	200	07840.040.016
M4X20	200	07840.040.020
M4X25	200	07840.040.025
M4X30	200	07840.040.030
M4X35	200	07840.040.035
M4X40	200	07840.040.040
M4X50	100	07840.040.050
M5X4	200	07840.050.004
M5X5	200	07840.050.005
M5X6	200	07840.050.006
M5X8	200	07840.050.008
M5X10	200	07840.050.010
M5X12	200	07840.050.012
M5X16	200	07840.050.016
M5X18*	200	07840.050.018
M5X20	200	07840.050.020
M5X25	200	07840.050.025
M5X30	200	07840.050.030
M5X35	200	07840.050.035
M5X40	200	07840.050.040
M5X50	200	07840.050.050
M6X5	200	07840.060.005
M6X6	200	07840.060.006
M6X8	200	07840.060.008
M6X10	200	07840.060.010
M6X12	200	07840.060.012
M6X16	200	07840.060.016
M6X18*	200	07840.060.018
M6X20	200	07840.060.020
M6X25	200	07840.060.025
M6X30	200	07840.060.030
M6X35	200	07840.060.035
M6X40	200	07840.060.040
M6X45	200	07840.060.045
M6X50	200	07840.060.050
M6X60	200	07840.060.060
M6X70	200	07840.060.070
M8X6	200	07840.080.006
M8X8	200	07840.080.008
M8X10	200	07840.080.010
M8X12	200	07840.080.012
M8X16	200	07840.080.016
M8X20	200	07840.080.020
M8X25	200	07840.080.025
M8X30	200	07840.080.030
M8X35	100	07840.080.035
M8X40	100	07840.080.040
M8X45	100	07840.080.045
M8X50	100	07840.080.050
M8X55	100	07840.080.055
M8X60	100	07840.080.060
M8X70	100	07840.080.070
M8X80	100	07840.080.080
M10X8	200	07840.100.008
M10X10	200	07840.100.010
M10X12	200	07840.100.012
M10X16	200	07840.100.016
M10X20	200	07840.100.020
M10X25	100	07840.100.025

07840 Hexagon socket set screw with cup point / Stelschroef met binnenzeskant en kratereind / Vis sans tête à six pans creux à bout cuvette ←

d x L	✉	Art.number	d x L	✉	Art.number	d x L	✉	Art.number
M10X30	100	07840.100.030						
M10X35	100	07840.100.035	M14X16	100	07840.140.016	M20X20	25	07840.200.020
M10X40	100	07840.100.040	M14X20	100	07840.140.020	M20X25	10	07840.200.025
M10X45	100	07840.100.045	M14X25	100	07840.140.025	M20X30	10	07840.200.030
M10X50	100	07840.100.050	M14X30	50	07840.140.030	M20X35*	50	07840.200.035
M10X60	100	07840.100.060	M14X35	50	07840.140.035	M20X40	10	07840.200.040
M10X70	100	07840.100.070	M14X40	50	07840.140.040	M20X45*	50	07840.200.045
M10X80	100	07840.100.080	M14X50	50	07840.140.050	M20X50	10	07840.200.050
			M14X60	50	07840.140.060	M20X60	10	07840.200.060
M12X10	100	07840.120.010	M14X110	50	07840.140.110	M20X65	10	07840.200.065
M12X12	100	07840.120.012				M20X70	10	07840.200.070
M12X16	100	07840.120.016	M16X16	50	07840.160.016	M20X80	10	07840.200.080
M12X20	100	07840.120.020	M16X20	50	07840.160.020	M20X90*	25	07840.200.090
M12X25	100	07840.120.025	M16X25	50	07840.160.025	M20X100	10	07840.200.100
M12X30	100	07840.120.030	M16X30	50	07840.160.030	M20X120	10	07840.200.120
M12X35	100	07840.120.035	M16X35	50	07840.160.035			
M12X40	100	07840.120.040	M16X40	50	07840.160.040	M24X25	25	07840.240.025
M12X45	100	07840.120.045	M16X45	50	07840.160.045	M24X30	50	07840.240.030
M12X50	100	07840.120.050	M16X50	50	07840.160.050	M24X35*	50	07840.240.035
M12X55	100	07840.120.055	M16X55*	50	07840.160.055	M24X40	10	07840.240.040
M12X60	100	07840.120.060	M16X60	25	07840.160.060	M24X50	10	07840.240.050
M12X70	100	07840.120.070	M16X70	25	07840.160.070	M24X60	10	07840.240.060
M12X80	100	07840.120.080	M16X80	25	07840.160.080	M24X70	10	07840.240.070
M12X90	100	07840.120.090	M16X90*	25	07840.160.090	M24X90	10	07840.240.090
M12X100	50	07840.120.100	M16X100	25	07840.160.100	M24X100	10	07840.240.100
M12X110	50	07840.120.110	M16X130	25	07840.160.130			

07850 Hexagon socket set screw with cup point / Stelschroef met binnenzeskant en kratereind / Vis sans tête à six pans creux à bout cuvette D05A

Thread Metric thread
Material Steel
Class 45H
Surface treatment Zinc plated

RoHS



d x L	✉	Art.number	d x L	✉	Art.number	d x L	✉	Art.number
M3X3	200	07850.030.003	M6X10	200	07850.060.010	M10X35	100	07850.100.035
M3X4	200	07850.030.004	M6X12	200	07850.060.012	M10X40	100	07850.100.040
M3X5	200	07850.030.005	M6X16	200	07850.060.016	M10X50	100	07850.100.050
M3X6	200	07850.030.006	M6X20	200	07850.060.020	M10X60	100	07850.100.060
M3X8	200	07850.030.008	M6X25	200	07850.060.025	M10X70*	100	07850.100.070
M3X10	200	07850.030.010	M6X30	200	07850.060.030	M10X80*	100	07850.100.080
M3X12	200	07850.030.012	M6X35	200	07850.060.035			
M3X16	200	07850.030.016	M6X40	200	07850.060.040	M12X10	100	07850.120.010
M3X20	200	07850.030.020	M6X45	100	07850.060.045	M12X12	100	07850.120.012
			M6X50	100	07850.060.050	M12X16	100	07850.120.016
M4X4	200	07850.040.004				M12X20	100	07850.120.020
M4X5	200	07850.040.005	M8X6	200	07850.080.006	M12X25	100	07850.120.025
M4X6	200	07850.040.006	M8X8	200	07850.080.008	M12X30	100	07850.120.030
M4X8	200	07850.040.008	M8X10	200	07850.080.010	M12X35	100	07850.120.035
M4X10	200	07850.040.010	M8X12	200	07850.080.012	M12X40	100	07850.120.040
M4X12	200	07850.040.012	M8X16	200	07850.080.016	M12X45	100	07850.120.045
M4X16	200	07850.040.016	M8X20	200	07850.080.020	M12X50	100	07850.120.050
M4X20	200	07850.040.020	M8X25	200	07850.080.025	M12X60	100	07850.120.060
			M8X30	200	07850.080.030			
M5X5	200	07850.050.005	M8X35	100	07850.080.035	M16X16*	100	07850.160.016
M5X6	200	07850.050.006	M8X40	100	07850.080.040	M16X20	50	07850.160.020
M5X8	200	07850.050.008	M8X45	100	07850.080.045	M16X25	50	07850.160.025
M5X10	200	07850.050.010	M8X50	100	07850.080.050	M16X30	50	07850.160.030
M5X12	200	07850.050.012	M8X70	100	07850.080.070	M16X35*	100	07850.160.035
M5X16	200	07850.050.016				M16X40	50	07850.160.040
M5X20	200	07850.050.020	M10X8	200	07850.100.008	M16X50	50	07850.160.050
M5X25	200	07850.050.025	M10X10	200	07850.100.010	M16X60	25	07850.160.060
M5X30	200	07850.050.030	M10X12	200	07850.100.012	M16X70*	50	07850.160.070
M5X40	100	07850.050.040	M10X14*	200	07850.100.014	M16X90*	25	07850.160.090
			M10X16	200	07850.100.016			
M6X5	200	07850.060.005	M10X20	200	07850.100.020	M20X20*	100	07850.200.020
M6X6	200	07850.060.006	M10X25	100	07850.100.025	M20X30*	50	07850.200.030
M6X8	200	07850.060.008	M10X30	100	07850.100.030			

51260 Hexagon socket set screw with cup point / Stelschroef met binnenzeskant en kratereind / Vis sans tête à six pans creux à bout cuvette — R03A

Thread Metric thread
Material Stainless steel A2



d x L	✉	Art.number
M1,6X3	25	51260.016.003
M1,6X4	25	51260.016.004
M2X3	50	51260.020.003
M2X4	50	51260.020.004
M2X5	50	51260.020.005
M2X6	50	51260.020.006
M2X8	50	51260.020.008
M2X10*	500	51260.020.010
M2X12	500	51260.020.012
M2,5X3	500	51260.025.003
M2,5X4	50	51260.025.004
M2,5X5	50	51260.025.005
M2,5X6	50	51260.025.006
M2,5X8	50	51260.025.008
M2,5X10	500	51260.025.010
M2,5X12*	500	51260.025.012
M2,5X25*	200	51260.025.025
M3X3	200	51260.030.003
M3X4	200	51260.030.004
M3X5	200	51260.030.005
M3X6	200	51260.030.006
M3X8	200	51260.030.008
M3X10	200	51260.030.010
M3X12	200	51260.030.012
M3X14*	500	51260.030.014
M3X16	200	51260.030.016
M3X20	200	51260.030.020
M3X25	500	51260.030.025
M3X30	200	51260.030.030
M4X3	500	51260.040.003
M4X4	200	51260.040.004
M4X5	200	51260.040.005
M4X6	200	51260.040.006
M4X8	200	51260.040.008
M4X10	200	51260.040.010
M4X12	200	51260.040.012
M4X14*	500	51260.040.014
M4X16	200	51260.040.016
M4X18*	500	51260.040.018
M4X20	200	51260.040.020
M4X25	200	51260.040.025
M4X30	200	51260.040.030
M4X35	200	51260.040.035
M4X40*	200	51260.040.040
M4X50*	200	51260.040.050
M5X4	500	51260.050.004
M5X5	200	51260.050.005
M5X6	200	51260.050.006
M5X7*	500	51260.050.007
M5X8	200	51260.050.008
M5X10	200	51260.050.010
M5X12	200	51260.050.012
M5X14	500	51260.050.014
M5X16	200	51260.050.016
M5X18*	500	51260.050.018
M5X20	200	51260.050.020
M5X25	200	51260.050.025
M5X30	200	51260.050.030
M5X35	200	51260.050.035
M5X40	200	51260.050.040
M5X50*	200	51260.050.050
M5X60*	200	51260.050.060
M6X4*	500	51260.060.004
M6X5	200	51260.060.005
M6X6	200	51260.060.006
M6X7*	500	51260.060.007
M6X8	200	51260.060.008
M6X10	200	51260.060.010
M6X12	200	51260.060.012
M6X14	200	51260.060.014
M6X16	200	51260.060.016
M6X20	200	51260.060.020
M6X25	200	51260.060.025
M6X30	200	51260.060.030
M6X35	200	51260.060.035
M6X40	200	51260.060.040
M6X45	200	51260.060.045
M6X50	200	51260.060.050
M6X60	200	51260.060.060
M8X6	200	51260.080.006
M8X8	200	51260.080.008
M8X10	200	51260.080.010
M8X12	200	51260.080.012
M8X14*	200	51260.080.014
M8X16	200	51260.080.016
M8X18*	200	51260.080.018
M8X20	200	51260.080.020
M8X25	200	51260.080.025
M8X30	100	51260.080.030
M8X35	100	51260.080.035
M8X40	100	51260.080.040
M8X45	200	51260.080.045
M8X50	100	51260.080.050
M8X60	100	51260.080.060
M8X70	200	51260.080.070
M8X80	200	51260.080.080
M10X8*	100	51260.100.008
M10X10	100	51260.100.010
M10X12	100	51260.100.012
M10X16	100	51260.100.016
M10X20	100	51260.100.020
M10X25	100	51260.100.025
M10X30	100	51260.100.030
M10X35	100	51260.100.035
M10X40	100	51260.100.040
M10X45	100	51260.100.045
M10X50	100	51260.100.050
M10X55*	100	51260.100.055
M10X60	100	51260.100.060
M10X65*	100	51260.100.065
M10X70*	100	51260.100.070
M12X10	100	51260.120.010
M12X12	100	51260.120.012
M12X16	100	51260.120.016
M12X20	100	51260.120.020
M12X25	100	51260.120.025
M12X30	100	51260.120.030
M12X35	100	51260.120.035
M12X40	100	51260.120.040
M12X45*	100	51260.120.045
M12X50	100	51260.120.050
M12X55*	100	51260.120.055
M12X60	100	51260.120.060
M12X70*	50	51260.120.070
M12X80*	50	51260.120.080
M12X90*	50	51260.120.090
M16X16	50	51260.160.016
M16X20	100	51260.160.020
M16X25	50	51260.160.025
M16X30	50	51260.160.030
M16X35	50	51260.160.035
M16X40	50	51260.160.040
M16X45*	50	51260.160.045
M16X50	50	51260.160.050
M16X60	50	51260.160.060
M16X70*	50	51260.160.070
M16X80	25	51260.160.080
M16X90*	25	51260.160.090
M20X20	50	51260.200.020
M20X25*	50	51260.200.025
M20X30*	50	51260.200.030
M20X35	50	51260.200.035
M20X40	50	51260.200.040
M20X45*	25	51260.200.045
M20X50*	25	51260.200.050
M20X60*	50	51260.200.060
M20X65*	25	51260.200.065
M20X70*	25	51260.200.070
M20X80*	25	51260.200.080

55260 Hexagon socket set screw with cup point / Stelschroef met binnenzeskant en kratereind / Vis sans tête à six pans creux à bout cuvette — R43A

Thread Metric thread
Material Stainless steel A4



d x L	✉	Art.number
M2X4	50	55260.020.004
M2X6	50	55260.020.006
M2,5X4	50	55260.025.004
M2,5X6	50	55260.025.006
M3X3	200	55260.030.003
M3X4	200	55260.030.004
M3X5	200	55260.030.005
M3X6	200	55260.030.006
M3X8	200	55260.030.008
M3X10	200	55260.030.010
M3X12	200	55260.030.012
M3X16	200	55260.030.016
M3X20	200	55260.030.020
M3X30*	200	55260.030.030
M4X4	200	55260.040.004
M4X5	200	55260.040.005
M4X6	200	55260.040.006
M4X8	200	55260.040.008
M4X10	200	55260.040.010
M4X12	200	55260.040.012
M4X16	200	55260.040.016
M4X20	200	55260.040.020
M4X25	200	55260.040.025
M4X30*	200	55260.040.030

55260	Hexagon socket set screw with cup point / Stelschroef met binnenzeskant en kratereind / Vis sans tête à six pans creux à bout cuvette	←

d x L	✉	Art.number	d x L	✉	Art.number	d x L	✉	Art.number
			M8X16	200	55260.080.016	M12X60*	50	55260.120.060
M5X5	200	55260.050.005	M8X20	200	55260.080.020	M12X70*	50	55260.120.070
M5X6	200	55260.050.006	M8X25	200	55260.080.025	M12X90*	50	55260.120.090
M5X8	200	55260.050.008	M8X30	100	55260.080.030			
M5X10	200	55260.050.010	M8X35	100	55260.080.035	M16X16	50	55260.160.016
M5X12	200	55260.050.012	M8X40	100	55260.080.040	M16X20	50	55260.160.020
M5X16	200	55260.050.016	M8X45*	200	55260.080.045	M16X25	50	55260.160.025
M5X20	200	55260.050.020	M8X50	100	55260.080.050	M16X30	50	55260.160.030
M5X25	200	55260.050.025	M8X60*	200	55260.080.060	M16X35*	50	55260.160.035
M5X30	200	55260.050.030				M16X40*	50	55260.160.040
M5X35*	200	55260.050.035	M10X10	100	55260.100.010	M16X45*	50	55260.160.045
M5X40	200	55260.050.040	M10X12	100	55260.100.012	M16X50*	50	55260.160.050
			M10X16	100	55260.100.016	M16X60*	50	55260.160.060
M6X5*	500	55260.060.005	M10X20	100	55260.100.020	M16X70*	50	55260.160.070
M6X6	200	55260.060.006	M10X25	100	55260.100.025	M16X80*	25	55260.160.080
M6X8	200	55260.060.008	M10X30	100	55260.100.030	M16X90*	25	55260.160.090
M6X10	200	55260.060.010	M10X35	100	55260.100.035	M16X100*	25	55260.160.100
M6X12	200	55260.060.012	M10X40	100	55260.100.040			
M6X14*	200	55260.060.014	M10X45	100	55260.100.045	M20X20*	50	55260.200.020
M6X16	200	55260.060.016	M10X50	100	55260.100.050	M20X25*	50	55260.200.025
M6X20	200	55260.060.020	M10X60*	100	55260.100.060	M20X30*	50	55260.200.030
M6X25	200	55260.060.025				M20X35*	25	55260.200.035
M6X30	200	55260.060.030	M12X10	100	55260.120.010	M20X40*	25	55260.200.040
M6X35	200	55260.060.035	M12X12	100	55260.120.012	M20X50	50	55260.200.050
M6X40	200	55260.060.040	M12X16	100	55260.120.016	M20X60*	25	55260.200.060
M6X45*	200	55260.060.045	M12X20	100	55260.120.020	M20X80*	25	55260.200.080
M6X50	200	55260.060.050	M12X25	100	55260.120.025	M20X90*	25	55260.200.090
M6X60*	200	55260.060.060	M12X30	100	55260.120.030			
			M12X35	100	55260.120.035	M24X25*	10	55260.240.025
M8X8	200	55260.080.008	M12X40	100	55260.120.040	M24X30*	50	55260.240.030
M8X10	200	55260.080.010	M12X45*	100	55260.120.045			
M8X12	200	55260.080.012	M12X50	100	55260.120.050	M30X30*	50	55260.300.030

Hexagon socket set screw with knurled cup point

Stelschroef met binnenzeskant en gekarteld kratereind / Vis sans tête à six pans creux à bout cuvette nervurée

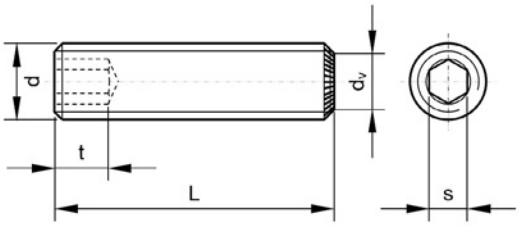

DIN	**≈916**
ISO	≈4029
NF	≈E27-183
NEN	≈2343
BS	≈4168-5
ASME	≈B18.3.6M

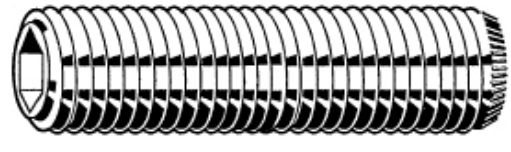

Technical Data

d	d_v	P	s	t (min.)
M3	1.4	0.50	1.5	1.2
M4	2	0.70	2	1.5
M5	2.5	0.80	2.5	2

d	d_v	P	s	t (min.)
M6	3	1.00	3	2
M8	5	1.25	4	3

- These set screws are designed for pressure loads and are not suitable for tensile- or shear loads.

07890	Hexagon socket set screw with knurled cup point / Stelschroef met binnenzeskant en gekarteld kratereind / Vis sans tête à six pans creux à bout cuvette nervurée	D05A

Thread	Metric thread
Material	Steel
Class	45H
Surface treatment	Plain

RoHS

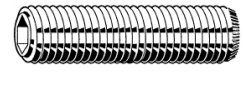

d x L	✉	Art.number	d x L	✉	Art.number	d x L	✉	Art.number
M3X4	200	07890.030.004				M6X8	200	07890.060.008
M3X5	200	07890.030.005	M5X5	200	07890.050.005	M6X10	200	07890.060.010
M3X6	200	07890.030.006	M5X6	200	07890.050.006	M6X12	200	07890.060.012
M3X10	200	07890.030.010	M5X8	200	07890.050.008	M6X16	200	07890.060.016
			M5X10	200	07890.050.010	M6X20	200	07890.060.020
M4X5	200	07890.040.005	M5X12	200	07890.050.012	M6X25	200	07890.060.025
M4X6	200	07890.040.006	M5X16	200	07890.050.016			
M4X8	200	07890.040.008	M5X20	200	07890.050.020	M8X8	200	07890.080.008
M4X10	200	07890.040.010				M8X10	200	07890.080.010
M4X16	200	07890.040.016	M6X6	200	07890.060.006	M8X12	200	07890.080.012

07890	Hexagon socket set screw with knurled cup point / Stelschroef met binnenzeskant en gekarteld kratereind / Vis sans tête à six pans creux à bout cuvette nervurée	←

d x L	✉	Art.number	d x L	✉	Art.number
M8X16	200	07890.080.016	M8X25	200	07890.080.025
M8X20	200	07890.080.020	M8X30	200	07890.080.030

Hexagon socket set screw with cup point MF

Stelschroef met binnenzeskant en kratereind MF / Vis sans tête à six pans creux à bout cuvette MF

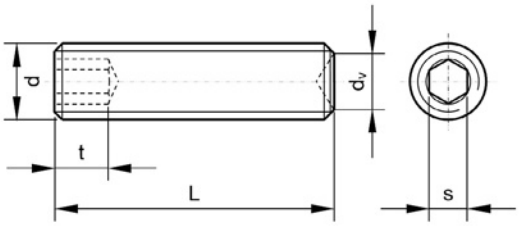

DIN	**≈916**
ISO	≈4029
NF	≈E27-183
NEN	≈2343
BS	≈4168-5
ASME	≈B18.3.6M



Technical Data

d	d_v	s	t (min.)
M6	3	3	2
M8	5	4	3
M10	6	5	4

d	d_v	s	t (min.)
M12	8	6	4.8
M16	10	8	6.4

- These set screws are designed for pressure loads and are not suitable for tensile- or shear loads.

07852	Hexagon socket set screw with cup point MF / Stelschroef met binnenzeskant en kratereind MF / Vis sans tête à six pans creux à bout cuvette MF	D93A

Thread	Metric fine thread
Material	Steel
Class	45H
Surface treatment	Plain

RoHS



d x P x L	✉	Art.number	d x P x L	✉	Art.number	d x P x L	✉	Art.number
M6X0,75X6	100	07852.060.006	M8X1,00X30	50	07852.080.030	M12X1,50X10	50	07852.120.010
M6X0,75X8	100	07852.060.008	M8X1,00X40	50	07852.080.040	M12X1,50X12	50	07852.120.012
M6X0,75X10*	100	07852.060.010	M8X1,00X50	50	07852.080.050	M12X1,50X16	50	07852.120.016
M6X0,75X12*	100	07852.060.012				M12X1,50X20	50	07852.120.020
M6X0,75X16*	100	07852.060.016	M10X1,25X8*	100	07852.100.008	M12X1,50X25	50	07852.120.025
M6X0,75X20*	100	07852.060.020	M10X1,25X10	50	07852.100.010	M12X1,50X30	50	07852.120.030
			M10X1,25X12	50	07852.100.012	M12X1,50X50	50	07852.120.050
M8X1,00X6*	100	07852.080.006	M10X1,25X16	50	07852.100.016			
M8X1,00X8	100	07852.080.008	M10X1,25X20	50	07852.100.020	M16X1,50X16*	50	07852.160.016
M8X1,00X10	100	07852.080.010	M10X1,25X25	50	07852.100.025	M16X1,50X20	25	07852.160.020
M8X1,00X12	100	07852.080.012	M10X1,25X30	50	07852.100.030	M16X1,50X25*	50	07852.160.025
M8X1,00X16	100	07852.080.016	M10X1,25X40	50	07852.100.040	M16X1,50X30	25	07852.160.030
M8X1,00X20	100	07852.080.020	M10X1,25X50	50	07852.100.050	M16X1,50X40	25	07852.160.040
M8X1,00X25	50	07852.080.025						

Hexagon socket screw plug with metric fine taper thread

Binnenzeskant afdichtplug conisch MF / Bouchon fileté conique à six pans creux MF

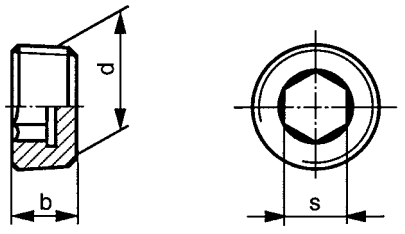

DIN 906



Technical Data

d	b (js16)	s (D12)	d	b (js16)	s (D12)
M8	8	4	M24	12	12
M10	8	5	M26	12	12
M12	10	6	M27	12	12
M14	10	7	M30	12	17
M16	10	8	M33	12	17
M18	10	8	M36	15	19
M20	10	10	M38	15	19
M22	10	10	M42	18	22

Article groups

Thread	Driving features	Material	Surface treatment	Code	Page
MFT	Hexagon socket	St.	Plain	07660	2-82
MFT	Hexagon socket	St.	ZPL	07661	2-82
MFT	Hexagon socket	St.st. A2		51961	2-83
MFT	Hexagon socket	St.st. A4		55961	2-83
MFT	Hexagon socket	Br. CU2/CU3		47200	2-83

07660 Hexagon socket screw plug with metric fine taper thread / Binnenzeskant afdichtplug conisch MF / Bouchon fileté conique à six pans creux MF D90A

Thread Metric fine taper thread
Material Steel
Surface treatment Plain



d x P	✉	Art.number	d x P	✉	Art.number	d x P	✉	Art.number
M8X1,00	50	07660.080.100	M20X1,50	25	07660.200.150	M30X2,00*	10	07660.300.200
M10X1,00	50	07660.100.100	M22X1,50	25	07660.220.150	M33X2,00*	10	07660.330.200
M12X1,50	50	07660.120.150	M24X1,50	25	07660.240.150	M36X1,50	10	07660.360.150
M14X1,50	50	07660.140.150	M26X1,50	25	07660.260.150	M36X2,00*	10	07660.360.200
M16X1,50	50	07660.160.150	M27X2,00*	10	07660.270.200	M38X1,50	10	07660.380.150
M18X1,50	25	07660.180.150	M30X1,50	10	07660.300.150	M42X1,50	10	07660.420.150

07661 Hexagon socket screw plug with metric fine taper thread / Binnenzeskant afdichtplug conisch MF / Bouchon fileté conique à six pans creux MF D90A

Thread Metric fine taper thread
Material Steel
Surface treatment Zinc plated



d x P	✉	Art.number	d x P	✉	Art.number	d x P	✉	Art.number
M8X1,00*	100	07661.080.100	M16X1,50*	50	07661.160.150	M30X1,50*	10	07661.300.150
M10X1,00*	100	07661.100.100	M20X1,50*	25	07661.200.150	M33X2,00*	10	07661.330.200
M12X1,50*	50	07661.120.150	M24X1,50*	25	07661.240.150			

51961 Hexagon socket screw plug with metric fine taper thread / Binnenzeskant afdichtplug conisch MF / Bouchon fileté conique à six pans creux MF — R09A

Thread Metric fine taper thread
Material Stainless steel A2



d x P	✉	Art.number	d x P	✉	Art.number	d x P	✉	Art.number
M8X1,00	50	51961.080.100	M16X1,50*	50	51961.160.150	M24X1,50*	25	51961.240.150
M10X1,00	50	51961.100.100	M18X1,50*	50	51961.180.150	M27X2,00*	10	51961.270.200
M12X1,50	50	51961.120.150	M20X1,50*	25	51961.200.150	M30X1,50*	10	51961.300.150
M14X1,50*	50	51961.140.150	M22X1,50*	25	51961.220.150	M30X2,00*	10	51961.300.200

55961 Hexagon socket screw plug with metric fine taper thread / Binnenzeskant afdichtplug conisch MF / Bouchon fileté conique à six pans creux MF — R49A

Thread Metric fine taper thread
Material Stainless steel A4



d x P	✉	Art.number	d x P	✉	Art.number	d x P	✉	Art.number
M8X1,00*	50	55961.080.100	M18X1,50*	50	55961.180.150	M30X1,50*	10	55961.300.150
M10X1,00*	50	55961.100.100	M20X1,50*	25	55961.200.150	M30X2,00*	10	55961.300.200
M12X1,50*	50	55961.120.150	M22X1,50*	25	55961.220.150	M33X2,00*	10	55961.330.200
M14X1,50*	50	55961.140.150	M24X1,50*	25	55961.240.150	M36X2,00*	40	55961.360.200
M16X1,50*	50	55961.160.150	M27X2,00*	10	55961.270.200			

47200 Hexagon socket screw plug with metric fine taper thread / Binnenzeskant afdichtplug conisch MF / Bouchon fileté conique à six pans creux MF — M11A

Thread Metric fine taper thread
Material Brass CU2/CU3



d x P	✉	Art.number	d x P	✉	Art.number	d x P	✉	Art.number
M10X1,00*	100	47200.100.100	M16X1,50*	25	47200.160.150	M24X1,50*	25	47200.240.150
M12X1,50*	50	47200.120.150	M20X1,50*	25	47200.200.150	M30X1,50*	10	47200.300.150
M14X1,50*	50	47200.140.150	M22X1,50*	25	47200.220.150			

Hexagon socket screw plug with taper pipe thread

Binnenzeskant afdichtplug conisch pijpschroefdraad / Bouchon fileté conique à six pans creux filetage gaz

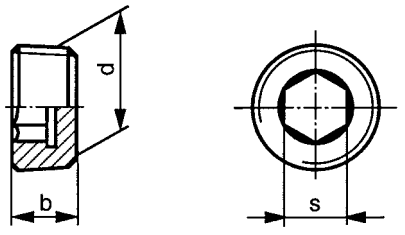

DIN 906



Technical Data

d	b (js16)	s (D12)	Threads per inch
R1/8	8	5	28
R1/4	10	7	19
R3/8	10	8	19
R1/2	10	10	14
R3/4	12	12	14

d	b (js16)	s (D12)	Threads per inch
R1 Inch	12	17	11
R1.1/4	18	22	11
R1.1/2	20	24	11
R1.3/4 (≠DIN)	22	32	11
R2 Inch (≠DIN)	22	32	11

Article groups

Thread	Driving features	Material	Surface treatment	Code	Page
R	Hexagon socket	St.	Plain	07650	2-84
R	Hexagon socket	St.	ZPL	07651	2-84
R	Hexagon socket	St.st. A2		51962	2-84
R	Hexagon socket	St.st. A4		55962	2-85
R	Hexagon socket	Br. CU2/CU3		47201	2-85

07650 Hexagon socket screw plug with taper pipe thread / Binnenzeskant afdichtplug conisch pijpschroefdraad / Bouchon fileté conique à six pans creux filetage gaz — D90A

Thread Taper pipe thread
Material Steel
Surface treatment Plain



d	✉	Art.number	d	✉	Art.number	d	✉	Art.number
R1/8	100	07650.031.001	R3/4	25	07650.191.001	R1.1/2	10	07650.381.001
R1/4	50	07650.063.001	R1 Inch	25	07650.254.001	R1.3/4*	5	07650.444.001
R3/8	50	07650.096.001	R1.1/4	10	07650.317.001	R2 Inch	10	07650.508.001
R1/2	50	07650.127.001						

07651 Hexagon socket screw plug with taper pipe thread / Binnenzeskant afdichtplug conisch pijpschroefdraad / Bouchon fileté conique à six pans creux filetage gaz — D90A

Thread Taper pipe thread
Material Steel
Surface treatment Zinc plated



d	✉	Art.number	d	✉	Art.number	d	✉	Art.number
R1/8	100	07651.031.001	R3/8*	50	07651.096.001	R3/4	25	07651.191.001
R1/4	100	07651.063.001	R1/2*	50	07651.127.001			

51962 Hexagon socket screw plug with taper pipe thread / Binnenzeskant afdichtplug conisch pijpschroefdraad / Bouchon fileté conique à six pans creux filetage gaz — R09A

Thread Taper pipe thread
Material Stainless steel A2



d	✉	Art.number	d	✉	Art.number	d	✉	Art.number
R1/8	50	51962.031.001	R1/2	25	51962.127.001	R1 Inch*	10	51962.254.001
R1/4	50	51962.063.001	R3/4	25	51962.191.001	R1.1/4*	5	51962.317.001
R3/8*	50	51962.096.001						

55962	Hexagon socket screw plug with taper pipe thread / Binnenzeskant afdichtplug conisch pijpschroefdraad / Bouchon fileté conique à six pans creux filetage gaz	R49A

Thread Taper pipe thread
Material Stainless steel A4



d	✉	Art.number	d	✉	Art.number	d	✉	Art.number
R1/8	50	55962.031.001	R1/2	25	55962.127.001	R1.1/4*	5	55962.317.001
R1/4	50	55962.063.001	R3/4*	25	55962.191.001	R1.1/2*	5	55962.381.001
R3/8	50	55962.096.001	R1 Inch*	10	55962.254.001	R2 Inch*	5	55962.550.001

47201	Hexagon socket screw plug with taper pipe thread / Binnenzeskant afdichtplug conisch pijpschroefdraad / Bouchon fileté conique à six pans creux filetage gaz	M11A

Thread Taper pipe thread
Material Brass CU2/CU3



d	✉	Art.number	d	✉	Art.number	d	✉	Art.number
R1/8*	100	47201.031.001	R3/8*	50	47201.096.001	R3/4*	25	47201.191.001
R1/4	100	47201.063.001	R1/2*	50	47201.127.001			

Hexagon socket screw plug with collar MF

Binnenzeskant afdichtplug met kraag metrisch fijn / Bouchon fileté cylindrique à collerette et à six pans creux MF

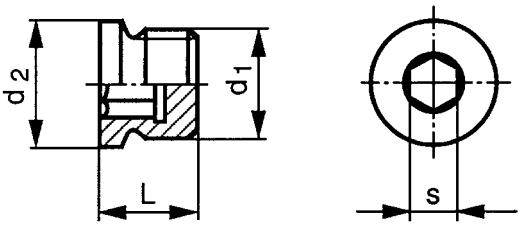

DIN **908**



Technical Data

d_1	d_2 (h14)	L ≈	s (D12)	d_1	d_2 (h14)	L ≈	s (D12)
M8 (≠DIN)	12	10	4	M30	36	20	17
M10	14	11	5	M33	39	21	17
M12	17	15	6	M36	42	21	19
M14	19	15	6	M38	44	21	19
M16	21	15	8	M42	49	21	22
M18	23	16	8	M45	52	21	22
M20	25	18	10	M48	55	21	24
M22	27	18	10	M52	60	21	24
M24	29	18	12	M56	64	25	32
M26	31	20	12	M60	68	25	32
M27	32	20	12	M64	72	25	32

Article groups

Thread	Driving features	Material	Surface treatment	Code	Page
MF	Hexagon socket	St.	Plain	07640	2-86
MF	Hexagon socket	St.	ZPL	07641	2-86
MF	Hexagon socket	St.st. A2		51963	2-86
MF	Hexagon socket	St.st. A4		55963	2-86

07640 Hexagon socket screw plug with collar MF / Binnenzeskant afdichtplug met kraag metrisch fijn / Bouchon fileté cylindrique à collerette et à six pans creux MF — D90A

Thread Metric fine thread
Material Steel
Surface treatment Plain



d_1 x P	✉	Art.number	d_1 x P	✉	Art.number	d_1 x P	✉	Art.number
M8X1,00	50	07640.080.100	M27X2,00	25	07640.270.200	M45X1,50	10	07640.450.150
M10X1,00	50	07640.100.100	M30X1,50	10	07640.300.150	M45X2,00	10	07640.450.200
M12X1,50	50	07640.120.150	M30X2,00	10	07640.300.200	M48X1,50	10	07640.480.150
M14X1,50	50	07640.140.150	M33X2,00	10	07640.330.200	M48X2,00	10	07640.480.200
M16X1,50	50	07640.160.150	M36X1,50	10	07640.360.150	M52X1,50	5	07640.520.150
M18X1,50	25	07640.180.150	M36X2,00	10	07640.360.200	M52X2,00	5	07640.520.200
M20X1,50	25	07640.200.150	M38X1,50*	10	07640.380.150	M56X2,00	5	07640.560.200
M22X1,50	25	07640.220.150	M42X1,50	10	07640.420.150	M60X2,00	3	07640.600.200
M24X1,50	25	07640.240.150	M42X2,00	10	07640.420.200	M64X2,00*	1	07640.640.200
M26X1,50	25	07640.260.150						

07641 Hexagon socket screw plug with collar MF / Binnenzeskant afdichtplug met kraag metrisch fijn / Bouchon fileté cylindrique à collerette et à six pans creux MF — D90A

Thread Metric fine thread
Material Steel
Surface treatment Zinc plated



d_1 x P	✉	Art.number	d_1 x P	✉	Art.number	d_1 x P	✉	Art.number
M8X1,00	100	07641.080.100	M18X1,50	100	07641.180.150	M30X1,50*	10	07641.300.150
M10X1,00	100	07641.100.100	M20X1,50*	25	07641.200.150	M36X1,50*	10	07641.360.150
M12X1,50*	50	07641.120.150	M22X1,50*	25	07641.220.150	M38X1,50*	10	07641.380.150
M14X1,50*	50	07641.140.150	M24X1,50*	25	07641.240.150	M42X1,50*	5	07641.420.150
M16X1,50*	50	07641.160.150	M26X1,50*	25	07641.260.150			

51963 Hexagon socket screw plug with collar MF / Binnenzeskant afdichtplug met kraag metrisch fijn / Bouchon fileté cylindrique à collerette et à six pans creux MF — R09A

Thread Metric fine thread
Material Stainless steel A2



d_1 x P	✉	Art.number	d_1 x P	✉	Art.number	d_1 x P	✉	Art.number
M8X1,00*	50	51963.080.100	M20X1,50*	25	51963.200.150	M26X1,50*	10	51963.260.150
M14X1,50*	50	51963.140.150	M24X1,50*	25	51963.240.150	M27X2,00*	10	51963.270.200

55963 Hexagon socket screw plug with collar MF / Binnenzeskant afdichtplug met kraag metrisch fijn / Bouchon fileté cylindrique à collerette et à six pans creux MF — R49A

Thread Metric fine thread
Material Stainless steel A4



d_1 x P	✉	Art.number	d_1 x P	✉	Art.number	d_1 x P	✉	Art.number
M8X1,00*	50	55963.080.100	M20X1,50	25	55963.200.150	M30X2,00*	10	55963.300.200
M10X1,00	50	55963.100.100	M22X1,50*	25	55963.220.150	M33X2,00*	5	55963.330.200
M12X1,50	50	55963.120.150	M24X1,50	25	55963.240.150	M36X1,50*	25	55963.360.150
M14X1,50	50	55963.140.150	M26X1,50*	10	55963.260.150	M38X1,50*	25	55963.380.150
M16X1,50	50	55963.160.150	M27X2,00*	10	55963.270.200	M42X2,00*	5	55963.420.200
M18X1,50*	50	55963.180.150	M30X1,50	10	55963.300.150			

Hexagon socket screw plug with collar, pipe thread

Binnenzeskant afdichtplug met kraag pijpschroefdraad / Bouchon fileté cylindrique à collerette et à six pans creux filetage gaz

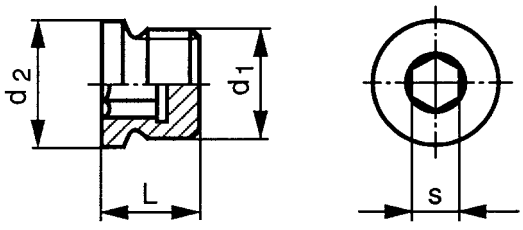

DIN 908



Technical Data

d_1	d_2 (h14)	L ≈	s (D12)	Threads per inch
G1/8A	14	11	5	28
G1/4A	18	15	6	19
G3/8A	22	15	8	19
G1/2A	26	18	10	14
G3/4A	32	20	12	14
G1 Inch.A	39	21	17	11
G1.1/8A	44	21	19	11
G1.1/4A	49	21	22	11
G1.1/2A	55	21	24	11
G1.3/4A	62	25	32	11
G1.3/4A	62	25	32	11
G2 Inch.A	68	25	32	11

Article groups

Thread	Driving features	Material	Surface treatment	Code	Page
G	Hexagon socket	St.	Plain	07620	2-87
G	Hexagon socket	St.	ZPL	07621	2-87
G	Hexagon socket	St.st. A2		51964	2-88
G	Hexagon socket	St.st. A4		55964	2-88
G	Hexagon socket	Br. CU2/CU3		47210	2-88

07620 Hexagon socket screw plug with collar, pipe thread / Binnenzeskant afdichtplug met kraag pijpschroefdraad / Bouchon fileté cylindrique à collerette et à six pans creux filetage gaz — D90A

Thread Cylindrical pipe thread
Material Steel
Surface treatment Plain



d_1	✉	Art.number	d_1	✉	Art.number	d_1	✉	Art.number
G1/8A	50	07620.031.001	G3/4A	25	07620.191.001	G1.1/2A	10	07620.381.001
G1/4A	50	07620.063.001	G1 Inch.A	25	07620.254.001	G1.3/4A*	5	07620.444.001
G3/8A	50	07620.096.001	G1.1/8A*	10	07620.285.001	G2 Inch.A	5	07620.508.001
G1/2A	50	07620.127.001	G1.1/4A	10	07620.317.001			

07621 Hexagon socket screw plug with collar, pipe thread / Binnenzeskant afdichtplug met kraag pijpschroefdraad / Bouchon fileté cylindrique à collerette et à six pans creux filetage gaz — D90A

Thread Cylindrical pipe thread
Material Steel
Surface treatment Zinc plated



d_1	✉	Art.number	d_1	✉	Art.number	d_1	✉	Art.number
G1/8A*	100	07621.031.001	G3/8A*	50	07621.096.001	G3/4A*	25	07621.191.001
G1/4A	100	07621.063.001	G1/2A*	50	07621.127.001			

51964 Hexagon socket screw plug with collar, pipe thread / Binnenzeskant afdichtplug met kraag pijpschroefdraad / Bouchon fileté cylindrique à collerette et à six pans creux filetage gaz — R09A

Thread Cylindrical pipe thread
Material Stainless steel A2



d_1	✉	Art.number	d_1	✉	Art.number	d_1	✉	Art.number
G1/8A	50	51964.031.001	G1/2A	25	51964.127.001	G1.1/4A*	5	51964.317.001
G1/4A	50	51964.063.001	G3/4A	25	51964.191.001	G1.1/2A*	5	51964.381.001
G3/8A	50	51964.096.001	G1 Inch.A	10	51964.254.001	G2 Inch.A*	5	51964.508.001

55964 Hexagon socket screw plug with collar, pipe thread / Binnenzeskant afdichtplug met kraag pijpschroefdraad / Bouchon fileté cylindrique à collerette et à six pans creux filetage gaz — R49A

Thread Cylindrical pipe thread
Material Stainless steel A4



d_1	✉	Art.number	d_1	✉	Art.number	d_1	✉	Art.number
G1/8A	50	55964.031.001	G3/4A	25	55964.191.001	G1.1/2A*	5	55964.381.001
G1/4A	50	55964.063.001	G1 Inch.A	10	55964.254.001	G1.3/4A*	5	55964.444.001
G3/8A	50	55964.096.001	G1.1/4A*	5	55964.317.001	G2 Inch.A*	5	55964.508.001
G1/2A	25	55964.127.001						

47210 Hexagon socket screw plug with collar, pipe thread / Binnenzeskant afdichtplug met kraag pijpschroefdraad / Bouchon fileté cylindrique à collerette et à six pans creux filetage gaz — M11A

Thread Cylindrical pipe thread
Material Brass CU2/CU3



d_1	✉	Art.number	d_1	✉	Art.number	d_1	✉	Art.number
G1/8A*	100	47210.031.001	G3/8A*	50	47210.096.001	G3/4A*	25	47210.191.001
G1/4A	100	47210.063.001	G1/2A*	50	47210.127.001			

Hexagon head screw plug with metric fine taper thread

Zeskant afdichtplug met conische MF / Bouchon fileté conique à tête hexagonale MF

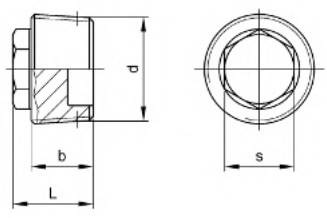

DIN 909

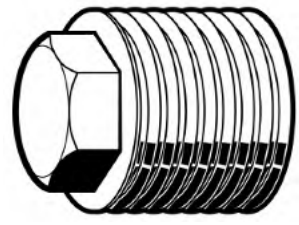

Technical Data

d	b (js16)	s
M16	10	10
M18	10	10
M24	12	17
M30	12	19

07665 **Hexagon head screw plug with metric fine taper thread / Zeskant afdichtplug met conische MF / Bouchon fileté conique à tête hexagonale MF** **D90A**

Thread Metric fine taper thread
Material Steel
Surface treatment Plain

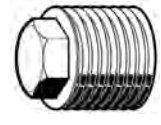

d x P	✉	Art.number	d x P	✉	Art.number	d x P	✉	Art.number
M16X1,50*	50	07665.160.150	M24X1,50*	25	07665.240.150	M30X1,50*	10	07665.300.150
M18X1,50*	25	07665.180.150						

Hexagon head screw plug with taper pipe thread

Zeskant afdichtplug met conische pijp draad / Bouchon fileté conique à tête hexagonale filetage gaz

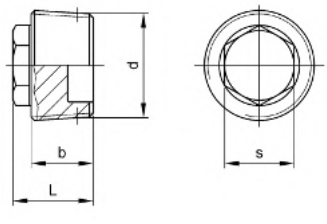

DIN 909

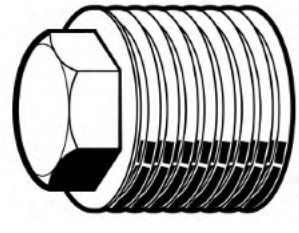

Technical Data

d	b (js16)	s	Threads per inch
R1/8	8	7	28
R1/4	10	9	19
R3/8	10	10	19
R1/2	10	13	14
R3/4	12	17	14

07673 **Hexagon head screw plug with taper pipe thread / Zeskant afdichtplug met conische pijp draad / Bouchon fileté conique à tête hexagonale filetage gaz** **D90A**

Thread Taper pipe thread
Material Steel
Surface treatment Plain



d	✉	Art.number	d	✉	Art.number	d	✉	Art.number
R1/8*	100	07673.031.001	R3/8*	50	07673.096.001	R3/4*	25	07673.191.001
R1/4*	100	07673.063.001	R1/2*	50	07673.127.001			

Hexagon head screw plug with collar MF

Zeskant afdichtstop met kraag, MF / Bouchon fileté cylindrique à tête hexagonale et à collerette MF

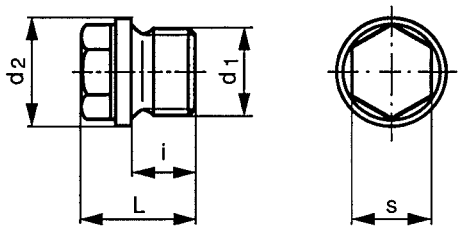

DIN 910



Technical Data

d_1	d_2 (h14)	i	L ≈	s
M8 (≠DIN)	14	8	17	10
M10	14	8	17	10
M12	17	12	21	13
M14	19	12	21	13
M16	21	12	21	17
M18	23	12	24	17
M20	25	14	26	19
M22	27	14	26	19
M24	29	14	27	22
M26	31	16	30	24
M27	32	16	30	24

d_1	d_2 (h14)	i	L ≈	s
M30	36	16	30	24
M33	39	16	32	27
M36	42	16	32	27
M38	44	16	32	27
M42	49	16	33	30
M45	52	16	33	30
M48	55	16	33	30
M52	60	16	33	30
M56	64	20	40	36
M64	72	20	40	36

Article groups

Thread	Driving features	Material	Surface treatment	Code	Page
MF	Hexagon	St.	Plain	07680	2-90
MF	Hexagon	St.	ZPL	07681	2-90
MF	Hexagon	St.st. A2		51965	2-91
MF	Hexagon	St.st. A4		55965	2-91
MF	Hexagon	Br. CU2/CU3		47215	2-91

07680 Hexagon head screw plug with collar MF / Zeskant afdichtstop met kraag, MF / Bouchon fileté cylindrique à tête hexagonale et à collerette MF — D90A

Thread Metric fine thread
Material Steel
Surface treatment Plain



d_1 x P	✉	Art.number	d_1 x P	✉	Art.number	d_1 x P	✉	Art.number
M8X1,00	50	07680.080.100	M26X1,50	25	07680.260.150	M42X2,00*	5	07680.420.200
M10X1,00	50	07680.100.100	M27X2,00*	10	07680.270.200	M45X1,50*	5	07680.450.150
M12X1,50	50	07680.120.150	M30X1,50	10	07680.300.150	M45X2,00*	5	07680.450.200
M14X1,50	50	07680.140.150	M30X2,00*	10	07680.300.200	M48X1,50*	5	07680.480.150
M16X1,50	50	07680.160.150	M33X2,00*	10	07680.330.200	M48X2,00*	5	07680.480.200
M18X1,50	25	07680.180.150	M36X1,50	10	07680.360.150	M52X1,50*	5	07680.520.150
M20X1,50	25	07680.200.150	M36X2,00*	10	07680.360.200	M56X2,00*	5	07680.560.200
M22X1,50	25	07680.220.150	M38X1,50*	5	07680.380.150	M64X2,00*	5	07680.640.200
M24X1,50	25	07680.240.150	M42X1,50*	1	07680.420.150			

07681 Hexagon head screw plug with collar MF / Zeskant afdichtstop met kraag, MF / Bouchon fileté cylindrique à tête hexagonale et à collerette MF — D90A

Thread Metric fine thread
Material Steel
Surface treatment Zinc plated



d_1 x P	✉	Art.number	d_1 x P	✉	Art.number	d_1 x P	✉	Art.number
M10X1,00*	100	07681.100.100	M20X1,50*	25	07681.200.150	M30X1,50*	10	07681.300.150
M12X1,50*	50	07681.120.150	M22X1,50*	25	07681.220.150	M30X2,00*	10	07681.300.200
M14X1,50*	50	07681.140.150	M24X1,50*	25	07681.240.150	M33X2,00*	10	07681.330.200
M16X1,50*	50	07681.160.150	M26X1,50*	25	07681.260.150	M36X1,50*	10	07681.360.150
M18X1,50*	25	07681.180.150	M27X2,00*	10	07681.270.200	M36X2,00*	10	07681.360.200

51965 Hexagon head screw plug with collar MF / Zeskant afdichtstop met kraag, MF / Bouchon fileté cylindrique à tête hexagonale et à collerette MF — R09A

Thread Metric fine thread
Material Stainless steel A2



d_1 x P	✉	Art.number	d_1 x P	✉	Art.number	d_1 x P	✉	Art.number
M10X1,00*	50	51965.100.100	M18X1,50*	50	51965.180.150	M26X1,50*	10	51965.260.150
M12X1,50*	50	51965.120.150	M20X1,50*	25	51965.200.150	M27X2,00*	10	51965.270.200
M14X1,50*	50	51965.140.150	M22X1,50	25	51965.220.150	M30X1,50*	10	51965.300.150
M16X1,50*	50	51965.160.150	M24X1,50*	25	51965.240.150			

55965 Hexagon head screw plug with collar MF / Zeskant afdichtstop met kraag, MF / Bouchon fileté cylindrique à tête hexagonale et à collerette MF — R49A

Thread Metric fine thread
Material Stainless steel A4



d_1 x P	✉	Art.number	d_1 x P	✉	Art.number	d_1 x P	✉	Art.number
M10X1,00	25	55965.100.100	M22X1,50	10	55965.220.150	M33X2,00*	10	55965.330.200
M12X1,50	25	55965.120.150	M24X1,50	10	55965.240.150	M36X1,50*	10	55965.360.150
M14X1,50	25	55965.140.150	M26X1,50*	10	55965.260.150	M36X2,00*	100	55965.360.200
M16X1,50	25	55965.160.150	M27X2,00*	10	55965.270.200	M42X2,00*	10	55965.420.200
M18X1,50	10	55965.180.150	M30X1,50*	10	55965.300.150	M48X2,00*	10	55965.480.200
M20X1,50	10	55965.200.150	M30X2,00*	5	55965.300.200	M52X2,00*	50	55965.520.200

47215 Hexagon head screw plug with collar MF / Zeskant afdichtstop met kraag, MF / Bouchon fileté cylindrique à tête hexagonale et à collerette MF — M11A

Thread Metric fine thread
Material Brass CU2/CU3



d_1 x P	✉	Art.number	d_1 x P	✉	Art.number	d_1 x P	✉	Art.number
M10X1,00*	100	47215.100.100	M16X1,50*	25	47215.160.150	M22X1,50*	25	47215.220.150
M12X1,50*	50	47215.120.150	M18X1,50*	25	47215.180.150	M24X1,50*	25	47215.240.150
M14X1,50*	50	47215.140.150	M20X1,50*	25	47215.200.150	M30X1,50*	10	47215.300.150

Hexagon head screw plug with collar, pipe thread

Zeskant afdichtplug met kraag pijpschroefdraad / Bouchon fileté cylindrique à tête hexagonale et à collerette filetage gaz

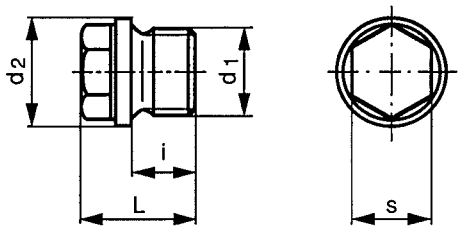

DIN 910



Technical Data

d_1	d_2 (h14)	i	L ≈	s	Threads per inch
G1/8A	14	8	17	10	28
G1/4A	18	12	21	13	19
G3/8A	22	12	21	17	19
G3/8Ax8	22	8	17	17	19
G1/2A	26	14	26	19	14
G5/8A (≠DIN)	28	14	26	19	14
G3/4A	32	16	30	24	14
G3/4Ax12	32	12	26	24	14
G7/8A (≠DIN)	36	16	30	24	14
G1 Inch.A	39	16	32	27	11
G1.1/8A	44	16	32	27	11
G1.1/4A	49	16	33	30	11
G1.1/2A	55	16	33	30	11
G1.3/4A	62	20	40	36	11
G2 Inch.A	68	20	40	36	11
G2.1/2A (≠DIN)	85	20	40	36	11

Article groups

Thread	Driving features	Material	Surface treatment	Code	Page
G	Hexagon	St.	Plain	07670	2-92
G	Hexagon	St.	ZPL	07687	2-92
G	Hexagon	St.st. A2		51966	2-93
G	Hexagon	St.st. A4		55966	2-93
G	Hexagon	Br. CU2/CU3		47220	2-93

07670 **Hexagon head screw plug with collar, pipe thread / Zeskant afdichtplug met kraag pijpschroefdraad / Bouchon fileté cylindrique à tête hexagonale et à collerette filetage gaz** **D90A**

Thread Cylindrical pipe thread
Material Steel
Surface treatment Plain



d_1	✉	Art.number	d_1	✉	Art.number	d_1	✉	Art.number
G1/8A	50	07670.031.001	G5/8A*	25	07670.158.001	G1.1/4A	10	07670.317.001
G1/4A	50	07670.063.001	G3/4A	25	07670.191.001	G1.1/2A	10	07670.381.001
G3/8A	50	07670.096.001	G7/8A*	25	07670.222.001	G1.3/4A*	5	07670.444.001
G3/8AX8	50	07670.096.008	G1 Inch.A	25	07670.254.001	G2 Inch.A	10	07670.508.001
G1/2A	50	07670.127.001	G1.1/8A*	10	07670.285.001	G2.1/2A (≠DIN)	10	07670.635.001

07687 **Hexagon head screw plug with collar, pipe thread / Zeskant afdichtplug met kraag pijpschroefdraad / Bouchon fileté cylindrique à tête hexagonale et à collerette filetage gaz** **D90A**

Thread Cylindrical pipe thread
Material Steel
Surface treatment Zinc plated



d_1	✉	Art.number	d_1	✉	Art.number	d_1	✉	Art.number
G1/8A*	100	07687.031.001	G1/2A	1	07687.127.001	G3/4A*	25	07687.191.001
G3/8A*	50	07687.096.001						

51966 Hexagon head screw plug with collar, pipe thread / Zeskant afdichtplug met kraag pijpschroefdraad / Bouchon fileté cylindrique à tête hexagonale et à collerette filetage gaz — R09A

Thread Cylindrical pipe thread
Material Stainless steel A2



d_1	✉	Art.number	d_1	✉	Art.number	d_1	✉	Art.number
G1/8A	50	51966.031.001	G5/8A*	25	51966.158.001	G1.1/4A*	5	51966.317.001
G1/4A	50	51966.063.001	G3/4A*	25	51966.191.001	G1.1/2A*	5	51966.381.001
G3/8A*	50	51966.096.001	G1 Inch.A*	10	51966.254.001	G2 Inch.A*	5	51966.508.001
G1/2A	25	51966.127.001						

55966 Hexagon head screw plug with collar, pipe thread / Zeskant afdichtplug met kraag pijpschroefdraad / Bouchon fileté cylindrique à tête hexagonale et à collerette filetage gaz — R49A

Thread Cylindrical pipe thread
Material Stainless steel A4



d_1	✉	Art.number	d_1	✉	Art.number	d_1	✉	Art.number
G1/8A	50	55966.031.001	G5/8A*	25	55966.158.001	G1.1/4A*	5	55966.317.001
G1/4A	25	55966.063.001	G3/4A	10	55966.191.001	G1.1/2A	5	55966.381.001
G3/8A	25	55966.096.001	G1 Inch.A	10	55966.254.001	G1.3/4A*	5	55966.444.001
G1/2A	25	55966.127.001	G1.1/8A*	5	55966.285.001	G2 Inch.A	5	55966.508.001

47220 Hexagon head screw plug with collar, pipe thread / Zeskant afdichtplug met kraag pijpschroefdraad / Bouchon fileté cylindrique à tête hexagonale et à collerette filetage gaz — M01A

Thread Cylindrical pipe thread
Material Brass CU2/CU3



d_1	✉	Art.number	d_1	✉	Art.number	d_1	✉	Art.number
G1/4A	100	47220.063.001	G1/2A	50	47220.127.001	G1 Inch.A	10	47220.254.001
G3/8A	50	47220.096.001	G3/4A	25	47220.191.001			

FABORY

Hexagon head screw plug short with collar MF

Zeskant afdichtplug met kraag, kort, MF / Bouchon fileté cylindrique à tête hexagonale type court A, MF

2

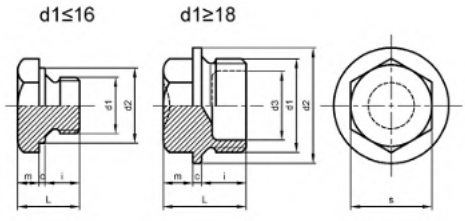

DIN **7604 A**



Technical Data

d_1	c	d_2 (h14)	d_3	i	L ≈	m (js15)	P	s
M10	0.5	14	-	6	10.5	4	1.00	14
M12	0.5	17	-	9	15.5	6	1.50	17
M14	0.5	19	-	9	15.5	6	1.50	19
M16	0.5	21	-	9	15.5	6	1.50	22
M18	2	23	10	9	17	6	1.50	17
M22	2	27	14	9	17	6	1.50	19
M26	2.5	31	16	9	19.5	8	1.50	22
M30	2.5	36	20	9	19.5	8	1.50	22

Article groups

Thread	Driving features	Material	Surface treatment	Code	Page
MF	Hexagon	St.	Plain	07690	2-94
MF	Hexagon	St.	ZPL	07695	2-94

07690 Hexagon head screw plug short with collar MF / Zeskant afdichtplug met kraag, kort, MF / Bouchon fileté cylindrique à tête hexagonale type court A, MF D90A

Thread Metric fine thread
Material Steel
Surface treatment Plain



d_1 x P	✉	Art.number	d_1 x P	✉	Art.number	d_1 x P	✉	Art.number
M10X1,00*	100	07690.100.100	M16X1,50*	50	07690.160.150	M26X1,50*	25	07690.260.150
M12X1,50*	50	07690.120.150	M18X1,50*	25	07690.180.150	M30X1,50*	25	07690.300.150
M14X1,50*	50	07690.140.150	M22X1,50	25	07690.220.150			

07695 Hexagon head screw plug short with collar MF / Zeskant afdichtplug met kraag, kort, MF / Bouchon fileté cylindrique à tête hexagonale type court A, MF D90A

Thread Metric fine thread
Material Steel
Surface treatment Zinc plated



d_1 x P	✉	Art.number	d_1 x P	✉	Art.number	d_1 x P	✉	Art.number
M10X1,00*	100	07695.100.100	M16X1,50*	50	07695.160.150	M26X1,50*	25	07695.260.150
M12X1,50*	50	07695.120.150	M18X1,50*	25	07695.180.150	M30X1,50*	25	07695.300.150
M14X1,50*	50	07695.140.150	M22X1,50*	25	07695.220.150			

Hexagon head screw plug long with collar MF

Zeskant afdichtplug met kraag, lang, MF / Bouchon fileté cylindrique à tête hexagonale type long C, MF

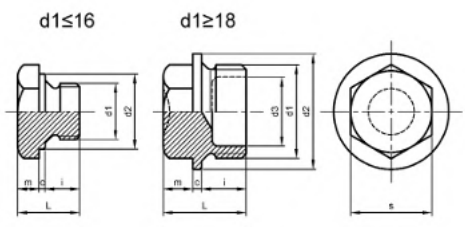

DIN 7604 C

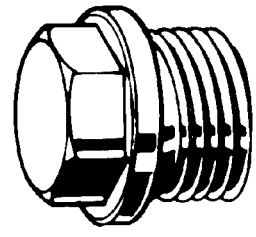

Technical Data

d_1	c	d_2 (h14)	d_3	i	L ≈	m (js15)	P	s
M8	0.5	12	-	8	12.5	4	1.00	12
M10	0.5	14	-	8	12.5	4	1.00	14
M22	2	27	14	12	20	6	1.50	19
M30	2.5	36	20	12	22.5	8	1.50	22
M38	3	44	26	12	23	8	1.50	22
M45	3	52	32	12	23	8	1.50	24
M52	3	60	38	12	23	8	1.50	27

07693 **Hexagon head screw plug long with collar MF / Zeskant afdichtplug met kraag, lang, MF / Bouchon fileté cylindrique à tête hexagonale type long C, MF** **D90A**

Thread Metric fine thread
Material Steel
Surface treatment Plain

RoHS

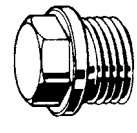

d_1 x P	✉	Art.number	d_1 x P	✉	Art.number	d_1 x P	✉	Art.number
M8X1,00*	100	07693.080.100	M30X1,50*	25	07693.300.150	M45X1,50*	10	07693.450.150
M10X1,00*	100	07693.100.100	M38X1,50*	10	07693.380.150	M52X1,50*	5	07693.520.150
M22X1,50*	25	07693.220.150						

Hexagon socket head cap screw UNC 1960 series

Cilinderschroef met binnenzeskant UNC 1960 serie / Vis à tête cylindrique à six pans creux série 1960 UNC

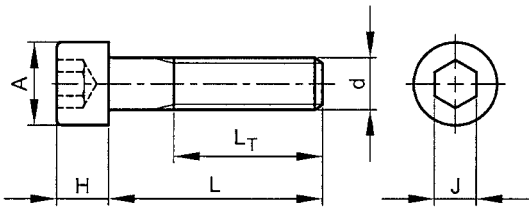

ASME B18.3



Technical Data

d	A	H	J	L_T (min.)	Threads per inch
No.1	0.118	0.073	1/16	0.62	64
No.2	0.140	0.086	5/64	0.62	56
No.3	0.161	0.099	5/64	0.62	48
No.4	0.183	0.112	3/32	0.75	40
No.5	0.205	0.125	3/32	0.75	40
No.6	0.226	0.138	7/64	0.75	32
No.8	0.312	0.19	9/64	0.88	32
No.10	0.312	0.19	5/32	0.88	24
1/4	0.375	0.25	3/16	1	20
5/16	0.469	0.312	1/4	1.12	18
3/8	0.562	0.375	5/16	1.25	16
7/16	0.656	0.438	3/8	1.38	14
1/2	0.750	0.5	3/8	1.5	13
9/16	0.844	0.562	7/16	1.5	12
5/8	0.938	0.625	1/2	1.75	11
3/4	1.125	0.75	5/8	2	10
7/8	1.312	0.875	3/4	2.25	9
1 Inch	1.5	1	3/4	2.5	8
1.1/8	1.688	1.125	7/8	2.81	7
1.1/4	1.875	1.25	7/8	3.12	7
1.3/8	2.062	1.375	1	3.44	6
1.1/2	2.25	1.5	1	3.75	6
1.3/4	2.625	1.75	1.1/4	4.38	5
2 Inch	3	2	1.1/2	5	4.5

Article groups

Thread	Driving features	Material	Class	Surface treatment	Code	Page
UNC	Hexagon socket	Alloy st. ASTM A574		Plain	U07000	2-96
UNC	Hexagon socket	Alloy st. ASTM A574		ZPL	U07001	2-99
UNC	Hexagon socket	St.st. ASTM F837 304	CW / CW1		U51050	2-99
UNC	Hexagon socket	St.st. ASTM F837 316	CW / CW1		U55050	2-101

U07000 **Hexagon socket head cap screw UNC 1960 series / Cilinderschroef met binnenzeskant UNC 1960 serie / Vis à tête cylindrique à six pans creux série 1960 UNC** **X05A**

Thread Unified National Coarse
Material Alloy steel ASTM A574
Surface treatment Plain

RoHS



d - TPI x L	✉	Art.number	d - TPI x L	✉	Art.number	d - TPI x L	✉	Art.number
#1-64X3/16 ft*	100	U07000.007.0018	#2-56X7/16 ft*	100	U07000.008.0043	#3-48X3/4*	100	U07000.009.0075
#1-64X1/4 ft*	100	U07000.007.0025	#2-56X1/2 ft	100	U07000.008.0050	#3-48X7/8*	100	U07000.009.0087
#1-64X5/16 ft*	100	U07000.007.0031	#2-56X5/8 ft	100	U07000.008.0062	#3-48X1 Inch*	100	U07000.009.0100
#1-64X3/8 ft*	100	U07000.007.0037	#2-56X3/4*	100	U07000.008.0075			
#1-64X1/2 ft*	100	U07000.007.0050	#2-56X7/8*	100	U07000.008.0087	#4-40X1/8 ft	100	U07000.011.0012
#1-64X5/8 ft*	100	U07000.007.0062	#2-56X1 Inch*	100	U07000.008.0100	#4-40X3/16 ft	100	U07000.011.0018
#1-64X3/4*	100	U07000.007.0075				#4-40X1/4 ft	100	U07000.011.0025
#1-64X1 Inch*	100	U07000.007.0100	#3-48X1/8 ft*	100	U07000.009.0012	#4-40X5/16 ft	100	U07000.011.0031
			#3-48X3/16 ft*	100	U07000.009.0018	#4-40X3/8 ft	100	U07000.011.0037
#2-56X1/8 ft*	100	U07000.008.0012	#3-48X1/4 ft*	100	U07000.009.0025	#4-40X7/16 ft*	100	U07000.011.0043
#2-56X3/16 ft	100	U07000.008.0018	#3-48X5/16 ft*	100	U07000.009.0031	#4-40X1/2 ft	100	U07000.011.0050
#2-56X1/4 ft	100	U07000.008.0025	#3-48X3/8 ft*	100	U07000.009.0037	#4-40X5/8 ft	100	U07000.011.0062
#2-56X5/16 ft*	100	U07000.008.0031	#3-48X1/2 ft*	100	U07000.009.0050	#4-40X3/4 ft	100	U07000.011.0075
#2-56X3/8 ft	100	U07000.008.0037	#3-48X5/8 ft*	100	U07000.009.0062	#4-40X7/8	100	U07000.011.0087

U07000 Hexagon socket head cap screw UNC 1960 series / Cilinderschroef met binnenzeskant UNC 1960 serie / Vis à tête cylindrique à six pans creux série 1960 UNC ←

d - TPI x L	✉	Art.number	d - TPI x L	✉	Art.number	d - TPI x L	✉	Art.number
#4-40X1 Inch	100	U07000.011.0100	#10-24X2.3/4*	100	U07000.019.0275	3/8-16X5.1/2*	10	U07000.037.0550
#4-40X1.1/8*	100	U07000.011.0112	#10-24X3 Inch	100	U07000.019.0300	3/8-16X6 Inch	10	U07000.037.0600
#4-40X1.1/4*	100	U07000.011.0125	#10-24X3.1/4*	100	U07000.019.0325	3/8-16X6.1/2*	5	U07000.037.0650
#4-40X1.3/8*	100	U07000.011.0137	#10-24X3.1/2*	100	U07000.019.0350	3/8-16X7 Inch*	5	U07000.037.0700
#4-40X1.1/2*	100	U07000.011.0150	#10-24X3.3/4*	100	U07000.019.0375	3/8-16X7.1/2*	5	U07000.037.0750
#4-40X1.3/4*	100	U07000.011.0175	#10-24X4 Inch*	100	U07000.019.0400			
#4-40X2 Inch*	100	U07000.011.0200				7/16-14X1/2 ft*	25	U07000.043.0050
			1/4-20X5/16 ft*	100	U07000.025.0031	7/16-14X5/8 ft*	25	U07000.043.0062
#5-40X1/8 ft*	100	U07000.012.0012	1/4-20X3/8 ft	100	U07000.025.0037	7/16-14X3/4 ft*	25	U07000.043.0075
#5-40X3/16 ft*	100	U07000.012.0018	1/4-20X7/16 ft*	100	U07000.025.0043	7/16-14X7/8 ft*	25	U07000.043.0087
#5-40X1/4 ft	100	U07000.012.0025	1/4-20X1/2 ft	100	U07000.025.0050	7/16-14X1 Inch ft	25	U07000.043.0100
#5-40X5/16 ft*	100	U07000.012.0031	1/4-20X5/8 ft	100	U07000.025.0062	7/16-14X1.1/4 ft	25	U07000.043.0125
#5-40X3/8 ft	100	U07000.012.0037	1/4-20X3/4 ft	100	U07000.025.0075	7/16-14X1.1/2	25	U07000.043.0150
#5-40X7/16 ft*	100	U07000.012.0043	1/4-20X7/8 ft	100	U07000.025.0087	7/16-14X1.3/4	10	U07000.043.0175
#5-40X1/2 ft*	100	U07000.012.0050	1/4-20X1 Inch ft	100	U07000.025.0100	7/16-14X2 Inch	10	U07000.043.0200
#5-40X5/8 ft*	100	U07000.012.0062	1/4-20X1.1/8*	100	U07000.025.0112	7/16-14X2.1/4*	10	U07000.043.0225
#5-40X3/4 ft*	100	U07000.012.0075	1/4-20X1.1/4	100	U07000.025.0125	7/16-14X2.1/2	10	U07000.043.0250
#5-40X7/8*	100	U07000.012.0087	1/4-20X1.3/8	100	U07000.025.0137	7/16-14X2.3/4	10	U07000.043.0275
#5-40X1 Inch*	100	U07000.012.0100	1/4-20X1.1/2	100	U07000.025.0150	7/16-14X3 Inch	10	U07000.043.0300
#5-40X1.1/4*	100	U07000.012.0125	1/4-20X1.3/4	100	U07000.025.0175	7/16-14X3.1/4*	5	U07000.043.0325
#5-40X1.1/2*	100	U07000.012.0150	1/4-20X2 Inch	50	U07000.025.0200	7/16-14X3.1/2*	5	U07000.043.0350
#5-40X2 Inch*	100	U07000.012.0200	1/4-20X2.1/4	50	U07000.025.0225	7/16-14X4 Inch	5	U07000.043.0400
			1/4-20X2.1/2	50	U07000.025.0250	7/16-14X4.1/2	5	U07000.043.0450
#6-32X3/16 ft*	100	U07000.013.0018	1/4-20X2.3/4	50	U07000.025.0275	7/16-14X5 Inch*	5	U07000.043.0500
#6-32X1/4 ft	100	U07000.013.0025	1/4-20X3 Inch	25	U07000.025.0300	7/16-14X5.1/2*	5	U07000.043.0550
#6-32X5/16 ft	100	U07000.013.0031	1/4-20X3.1/4	25	U07000.025.0325	7/16-14X6 Inch*	5	U07000.043.0600
#6-32X3/8 ft	100	U07000.013.0037	1/4-20X3.1/2	25	U07000.025.0350			
#6-32X7/16 ft*	100	U07000.013.0043	1/4-20X3.3/4*	25	U07000.025.0375	1/2-13X1/2 ft*	10	U07000.050.0050
#6-32X1/2 ft	100	U07000.013.0050	1/4-20X4 Inch	25	U07000.025.0400	1/2-13X5/8 ft*	10	U07000.050.0062
#6-32X5/8 ft	100	U07000.013.0062	1/4-20X4.1/4*	25	U07000.025.0425	1/2-13X3/4 ft	10	U07000.050.0075
#6-32X3/4 ft	100	U07000.013.0075	1/4-20X4.1/2*	25	U07000.025.0450	1/2-13X7/8 ft*	10	U07000.050.0087
#6-32X7/8	100	U07000.013.0087	1/4-20X4.3/4*	25	U07000.025.0475	1/2-13X1 Inch ft	10	U07000.050.0100
#6-32X1 Inch	100	U07000.013.0100	1/4-20X5 Inch*	25	U07000.025.0500	1/2-13X1.1/8 ft*	10	U07000.050.0112
#6-32X1.1/8	100	U07000.013.0112				1/2-13X1.1/4 ft	10	U07000.050.0125
#6-32X1.1/4*	100	U07000.013.0125	5/16-18X3/8 ft*	100	U07000.031.0037	1/2-13X1.3/8 ft*	10	U07000.050.0137
#6-32X1.3/8*	100	U07000.013.0137	5/16-18X1/2 ft	100	U07000.031.0050	1/2-13X1.1/2 ft	10	U07000.050.0150
#6-32X1.1/2*	100	U07000.013.0150	5/16-18X5/8 ft	100	U07000.031.0062	1/2-13X1.3/4	10	U07000.050.0175
#6-32X1.3/4*	100	U07000.013.0175	5/16-18X3/4 ft	100	U07000.031.0075	1/2-13X2 Inch	10	U07000.050.0200
#6-32X2 Inch*	100	U07000.013.0200	5/16-18X7/8 ft	100	U07000.031.0087	1/2-13X2.1/4	10	U07000.050.0225
#6-32X2.1/4*	100	U07000.013.0225	5/16-18X1 Inch ft	50	U07000.031.0100	1/2-13X2.1/2	10	U07000.050.0250
#6-32X2.1/2*	100	U07000.013.0250	5/16-18X1.1/8 ft	50	U07000.031.0112	1/2-13X2.3/4	10	U07000.050.0275
#6-32X2.3/4*	100	U07000.013.0275	5/16-18X1.1/4	50	U07000.031.0125	1/2-13X3 Inch	5	U07000.050.0300
			5/16-18X1.3/8*	50	U07000.031.0137	1/2-13X3.1/4	5	U07000.050.0325
#8-32X3/16 ft*	100	U07000.016.0018	5/16-18X1.1/2	50	U07000.031.0150	1/2-13X3.1/2	5	U07000.050.0350
#8-32X1/4 ft	100	U07000.016.0025	5/16-18X1.3/4	50	U07000.031.0175	1/2-13X3.3/4	5	U07000.050.0375
#8-32X5/16 ft*	100	U07000.016.0031	5/16-18X2 Inch	50	U07000.031.0200	1/2-13X4 Inch	5	U07000.050.0400
#8-32X3/8 ft	100	U07000.016.0037	5/16-18X2.1/4	25	U07000.031.0225	1/2-13X4.1/4*	5	U07000.050.0425
#8-32X7/16 ft	100	U07000.016.0043	5/16-18X2.1/2	25	U07000.031.0250	1/2-13X4.1/2	5	U07000.050.0450
#8-32X1/2 ft	100	U07000.016.0050	5/16-18X2.3/4	25	U07000.031.0275	1/2-13X4.3/4*	5	U07000.050.0475
#8-32X5/8 ft	100	U07000.016.0062	5/16-18X3 Inch	25	U07000.031.0300	1/2-13X5 Inch	5	U07000.050.0500
#8-32X3/4 ft	100	U07000.016.0075	5/16-18X3.1/4	25	U07000.031.0325	1/2-13X5.1/4*	5	U07000.050.0525
#8-32X7/8 ft	100	U07000.016.0087	5/16-18X3.1/2	25	U07000.031.0350	1/2-13X5.1/2	5	U07000.050.0550
#8-32X1 Inch	100	U07000.016.0100	5/16-18X3.3/4*	25	U07000.031.0375	1/2-13X5.3/4*	5	U07000.050.0575
#8-32X1.1/8*	100	U07000.016.0112	5/16-18X4 Inch	10	U07000.031.0400	1/2-13X6 Inch	5	U07000.050.0600
#8-32X1.1/4	100	U07000.016.0125	5/16-18X4.1/2	10	U07000.031.0450	1/2-13X6.1/2*	5	U07000.050.0650
#8-32X1.3/8*	100	U07000.016.0137	5/16-18X5 Inch	10	U07000.031.0500	1/2-13X7 Inch	5	U07000.050.0700
#8-32X1.1/2	100	U07000.016.0150	5/16-18X5.1/2*	10	U07000.031.0550	1/2-13X7.1/2*	5	U07000.050.0750
#8-32X1.3/4*	100	U07000.016.0175	5/16-18X6 Inch*	10	U07000.031.0600	1/2-13X8 Inch*	5	U07000.050.0800
#8-32X2 Inch*	100	U07000.016.0200				1/2-13X8.1/2*	1	U07000.050.0850
#8-32X2.1/4*	100	U07000.016.0225	3/8-16X1/2 ft	50	U07000.037.0050	1/2-13X9 Inch*	1	U07000.050.0900
#8-32X2.1/2*	100	U07000.016.0250	3/8-16X5/8 ft	50	U07000.037.0062	1/2-13X9.1/2*	1	U07000.050.0950
#8-32X2.3/4*	100	U07000.016.0275	3/8-16X3/4 ft	50	U07000.037.0075			
#8-32X3 Inch*	100	U07000.016.0300	3/8-16X7/8 ft*	50	U07000.037.0087	9/16-12X1 Inch ft*	10	U07000.056.0100
			3/8-16X1 Inch ft	50	U07000.037.0100	9/16-12X1.1/4 ft*	10	U07000.056.0125
#10-24X3/16 ft*	100	U07000.019.0018	3/8-16X1.1/8 ft*	50	U07000.037.0112	9/16-12X1.1/2 ft*	10	U07000.056.0150
#10-24X1/4 ft	100	U07000.019.0025	3/8-16X1.1/4 ft	50	U07000.037.0125	9/16-12X1.3/4	10	U07000.056.0175
#10-24X5/16 ft*	100	U07000.019.0031	3/8-16X1.3/8*	50	U07000.037.0137	9/16-12X2 Inch*	5	U07000.056.0200
#10-24X3/8 ft	100	U07000.019.0037	3/8-16X1.1/2	25	U07000.037.0150	9/16-12X2.1/4*	5	U07000.056.0225
#10-24X7/16 ft*	100	U07000.019.0043	3/8-16X1.3/4	25	U07000.037.0175	9/16-12X2.1/2*	5	U07000.056.0250
#10-24X1/2 ft	100	U07000.019.0050	3/8-16X2 Inch	25	U07000.037.0200	9/16-12X2.3/4*	5	U07000.056.0275
#10-24X5/8 ft	100	U07000.019.0062	3/8-16X2.1/4	25	U07000.037.0225	9/16-12X3 Inch*	5	U07000.056.0300
#10-24X3/4 ft	100	U07000.019.0075	3/8-16X2.1/2	25	U07000.037.0250	9/16-12X3.1/2*	5	U07000.056.0350
#10-24X7/8 ft	100	U07000.019.0087	3/8-16X2.3/4	25	U07000.037.0275	9/16-12X4 Inch*	5	U07000.056.0400
#10-24X1 Inch	100	U07000.019.0100	3/8-16X3 Inch	10	U07000.037.0300	9/16-12X4.1/2*	5	U07000.056.0450
#10-24X1.1/8*	100	U07000.019.0112	3/8-16X3.1/4	10	U07000.037.0325	9/16-12X5 Inch*	5	U07000.056.0500
#10-24X1.1/4	100	U07000.019.0125	3/8-16X3.1/2	10	U07000.037.0350	9/16-12X5.1/2*	5	U07000.056.0550
#10-24X1.3/8*	100	U07000.019.0137	3/8-16X3.3/4	10	U07000.037.0375	9/16-12X6 Inch*	5	U07000.056.0600
#10-24X1.1/2	100	U07000.019.0150	3/8-16X4 Inch	10	U07000.037.0400	9/16-12X6.1/2*	5	U07000.056.0650
#10-24X1.3/4	100	U07000.019.0175	3/8-16X4.1/4*	10	U07000.037.0425	9/16-12X7 Inch*	5	U07000.056.0700
#10-24X2 Inch	100	U07000.019.0200	3/8-16X4.1/2	10	U07000.037.0450	9/16-12X7.1/2*	5	U07000.056.0750
#10-24X2.1/4*	100	U07000.019.0225	3/8-16X4.3/4*	10	U07000.037.0475	9/16-12X8 Inch*	5	U07000.056.0800
#10-24X2.1/2*	100	U07000.019.0250	3/8-16X5 Inch	10	U07000.037.0500			

U07000 **Hexagon socket head cap screw UNC 1960 series / Cilinderschroef met binnenzeskant UNC 1960 serie / Vis à tête cylindrique à six pans creux série 1960 UNC** ←

d - TPI x L	✉	Art.number
5/8-11X5/8 ft*	10	U07000.062.0062
5/8-11X3/4 ft*	10	U07000.062.0075
5/8-11X7/8 ft*	10	U07000.062.0087
5/8-11X1 Inch ft	10	U07000.062.0100
5/8-11X1.1/4 ft	10	U07000.062.0125
5/8-11X1.3/8 ft*	10	U07000.062.0137
5/8-11X1.1/2 ft	10	U07000.062.0150
5/8-11X1.3/4 ft	10	U07000.062.0175
5/8-11X2 Inch	5	U07000.062.0200
5/8-11X2.1/4	5	U07000.062.0225
5/8-11X2.1/2	5	U07000.062.0250
5/8-11X2.3/4	5	U07000.062.0275
5/8-11X3 Inch	5	U07000.062.0300
5/8-11X3.1/4*	5	U07000.062.0325
5/8-11X3.1/2	5	U07000.062.0350
5/8-11X3.3/4*	5	U07000.062.0375
5/8-11X4 Inch	5	U07000.062.0400
5/8-11X4.1/4*	5	U07000.062.0425
5/8-11X4.1/2*	5	U07000.062.0450
5/8-11X5 Inch	5	U07000.062.0500
5/8-11X5.1/2*	5	U07000.062.0550
5/8-11X6 Inch*	5	U07000.062.0600
5/8-11X6.1/2	5	U07000.062.0650
5/8-11X7 Inch*	5	U07000.062.0700
5/8-11X7.1/2*	5	U07000.062.0750
5/8-11X8 Inch*	5	U07000.062.0800
5/8-11X8.1/2*	1	U07000.062.0850
5/8-11X9 Inch*	1	U07000.062.0900
5/8-11X9.1/2*	1	U07000.062.0950
5/8-11X10 Inch*	1	U07000.062.1000
5/8-11X11 Inch*	1	U07000.062.1100
3/4-10X1 Inch ft*	5	U07000.075.0100
3/4-10X1.1/4 ft*	5	U07000.075.0125
3/4-10X1.1/2 ft	5	U07000.075.0150
3/4-10X1.3/4 ft*	5	U07000.075.0175
3/4-10X2 Inch ft	5	U07000.075.0200
3/4-10X2.1/4*	5	U07000.075.0225
3/4-10X2.1/2	5	U07000.075.0250
3/4-10X2.3/4	5	U07000.075.0275
3/4-10X3 Inch	5	U07000.075.0300
3/4-10X3.1/4*	5	U07000.075.0325
3/4-10X3.1/2	5	U07000.075.0350
3/4-10X3.3/4*	5	U07000.075.0375
3/4-10X4 Inch	5	U07000.075.0400
3/4-10X4.1/4*	5	U07000.075.0425
3/4-10X4.1/2*	5	U07000.075.0450
3/4-10X4.3/4*	5	U07000.075.0475
3/4-10X5 Inch*	5	U07000.075.0500
3/4-10X5.1/2	5	U07000.075.0550
3/4-10X6 Inch	5	U07000.075.0600
3/4-10X6.1/2*	1	U07000.075.0650
3/4-10X7 Inch*	1	U07000.075.0700
3/4-10X7.1/2*	1	U07000.075.0750
3/4-10X8 Inch*	1	U07000.075.0800
3/4-10X8.1/2*	1	U07000.075.0850
3/4-10X9 Inch*	1	U07000.075.0900
3/4-10X9.1/2*	1	U07000.075.0950
3/4-10X10 Inch*	1	U07000.075.1000
3/4-10X11 Inch*	1	U07000.075.1100
3/4-10X12 Inch*	1	U07000.075.1200
3/4-10X13 Inch*	1	U07000.075.1300
3/4-10X14 Inch*	1	U07000.075.1400
7/8-9X1.1/4 ft*	5	U07000.087.0125
7/8-9X1.1/2 ft*	5	U07000.087.0150
7/8-9X1.3/4 ft*	5	U07000.087.0175
7/8-9X2 Inch ft*	5	U07000.087.0200
7/8-9X2.1/4 ft	5	U07000.087.0225
7/8-9X2.1/2*	5	U07000.087.0250
7/8-9X2.3/4*	5	U07000.087.0275
7/8-9X3 Inch*	5	U07000.087.0300
7/8-9X3.1/4*	5	U07000.087.0325
7/8-9X3.1/2*	5	U07000.087.0350
7/8-9X4 Inch	5	U07000.087.0400
7/8-9X4.1/2*	5	U07000.087.0450
7/8-9X4.3/4*	5	U07000.087.0475
7/8-9X5 Inch*	5	U07000.087.0500
7/8-9X5.1/2*	5	U07000.087.0550
7/8-9X6 Inch*	1	U07000.087.0600
7/8-9X6.1/2*	1	U07000.087.0650
7/8-9X7 Inch*	1	U07000.087.0700
7/8-9X7.1/2*	1	U07000.087.0750
7/8-9X8 Inch*	1	U07000.087.0800
7/8-9X9 Inch*	1	U07000.087.0900
7/8-9X10 Inch*	1	U07000.087.1000
7/8-9X11 Inch*	1	U07000.087.1100
7/8-9X12 Inch*	1	U07000.087.1200
7/8-9X14 Inch*	1	U07000.087.1400
7/8-9X16 Inch*	1	U07000.087.1600
7/8-9X18 Inch*	1	U07000.087.1800
1.-8X1.1/2 ft*	5	U07000.100.0150
1.-8X1.3/4 ft*	5	U07000.100.0175
1.-8X2 Inch ft*	5	U07000.100.0200
1.-8X2.1/4 ft*	5	U07000.100.0225
1.-8X2.1/2 ft	5	U07000.100.0250
1.-8X2.3/4*	5	U07000.100.0275
1.-8X3 Inch	5	U07000.100.0300
1.-8X3.1/4*	5	U07000.100.0325
1.-8X3.1/2*	5	U07000.100.0350
1.-8X3.3/4	5	U07000.100.0375
1.-8X4 Inch	5	U07000.100.0400
1.-8X4.1/4*	5	U07000.100.0425
1.-8X4.1/2*	5	U07000.100.0450
1.-8X4.3/4*	5	U07000.100.0475
1.-8X5 Inch	5	U07000.100.0500
1.-8X5.1/2	5	U07000.100.0550
1.-8X6 Inch*	1	U07000.100.0600
1.-8X6.1/2	1	U07000.100.0650
1.-8X7 Inch*	1	U07000.100.0700
1.-8X7.1/2*	1	U07000.100.0750
1.-8X8 Inch*	1	U07000.100.0800
1.-8X8.1/2*	1	U07000.100.0850
1.-8X9 Inch	1	U07000.100.0900
1.-8X9.1/2*	1	U07000.100.0950
1.-8X10 Inch*	1	U07000.100.1000
1.-8X11 Inch*	1	U07000.100.1100
1.-8X12 Inch*	1	U07000.100.1200
1.-8X13 Inch*	1	U07000.100.1300
1.-8X14 Inch*	1	U07000.100.1400
1.-8X16 Inch*	1	U07000.100.1600
1.-8X18 Inch*	1	U07000.100.1800
1.-8X20 Inch*	1	U07000.100.2000
1.1/8-7X2 Inch ft*	1	U07000.112.0200
1.1/8-7X2.1/2 ft*	1	U07000.112.0250
1.1/8-7X3 Inch*	1	U07000.112.0300
1.1/8-7X3.1/2*	1	U07000.112.0350
1.1/8-7X4 Inch*	1	U07000.112.0400
1.1/8-7X4.1/2*	1	U07000.112.0450
1.1/8-7X5 Inch*	1	U07000.112.0500
1.1/8-7X5.1/2*	1	U07000.112.0550
1.1/8-7X6 Inch*	1	U07000.112.0600
1.1/8-7X7 Inch*	1	U07000.112.0700
1.1/8-7X8 Inch*	1	U07000.112.0800
1.1/8-7X9 Inch*	1	U07000.112.0900
1.1/8-7X10 Inch*	1	U07000.112.1000
1.1/8-7X11 Inch*	1	U07000.112.1100
1.1/8-7X12 Inch*	1	U07000.112.1200
1.1/8-7X13 Inch*	1	U07000.112.1300
1.1/8-7X14 Inch*	1	U07000.112.1400
1.1/8-7X15 Inch*	1	U07000.112.1500
1.1/8-7X16 Inch*	1	U07000.112.1600
1.1/4-7X2 Inch ft*	1	U07000.125.0200
1.1/4-7X2.1/4 ft*	1	U07000.125.0225
1.1/4-7X2.1/2 ft*	1	U07000.125.0250
1.1/4-7X2.3/4 ft*	1	U07000.125.0275
1.1/4-7X3 Inch ft*	1	U07000.125.0300
1.1/4-7X3.1/2*	1	U07000.125.0350
1.1/4-7X3.3/4*	1	U07000.125.0375
1.1/4-7X4 Inch*	1	U07000.125.0400
1.1/4-7X4.1/2*	1	U07000.125.0450
1.1/4-7X5 Inch*	1	U07000.125.0500
1.1/4-7X5.1/2*	1	U07000.125.0550
1.1/4-7X6 Inch*	1	U07000.125.0600
1.1/4-7X6.1/2*	1	U07000.125.0650
1.1/4-7X7 Inch*	1	U07000.125.0700
1.1/4-7X8 Inch*	1	U07000.125.0800
1.1/4-7X9 Inch*	1	U07000.125.0900
1.1/4-7X10 Inch*	1	U07000.125.1000
1.1/4-7X11 Inch*	1	U07000.125.1100
1.1/4-7X12 Inch*	1	U07000.125.1200
1.1/4-7X13 Inch*	1	U07000.125.1300
1.1/4-7X14 Inch*	1	U07000.125.1400
1.1/4-7X15 Inch*	1	U07000.125.1500
1.1/4-7X16 Inch*	1	U07000.125.1600
1.1/4-7X18 Inch*	1	U07000.125.1800
1.1/4-7X20 Inch*	1	U07000.125.2000
1.3/8-6X3 Inch ft*	1	U07000.137.0300
1.3/8-6X3.1/2*	1	U07000.137.0350
1.3/8-6X4 Inch*	1	U07000.137.0400
1.3/8-6X4.1/2*	1	U07000.137.0450
1.3/8-6X5 Inch*	1	U07000.137.0500
1.3/8-6X5.1/2*	1	U07000.137.0550
1.3/8-6X6 Inch*	1	U07000.137.0600
1.3/8-6X7 Inch*	1	U07000.137.0700
1.3/8-6X8 Inch*	1	U07000.137.0800
1.3/8-6X10 Inch*	1	U07000.137.1000
1.3/8-6X11 Inch*	1	U07000.137.1100
1.3/8-6X12 Inch*	1	U07000.137.1200
1.3/8-6X14 Inch*	1	U07000.137.1400
1.3/8-6X16 Inch*	1	U07000.137.1600
1.3/8-6X18 Inch*	1	U07000.137.1800
1.3/8-6X20 Inch*	1	U07000.137.2000
1.1/2-6X2.1/2 ft*	1	U07000.150.0250
1.1/2-6X2.3/4 ft*	1	U07000.150.0275
1.1/2-6X3 Inch ft*	1	U07000.150.0300
1.1/2-6X3.1/2 ft*	1	U07000.150.0350
1.1/2-6X4 Inch*	1	U07000.150.0400
1.1/2-6X4.1/2*	1	U07000.150.0450
1.1/2-6X5 Inch*	1	U07000.150.0500
1.1/2-6X5.1/2*	1	U07000.150.0550
1.1/2-6X6 Inch*	1	U07000.150.0600
1.1/2-6X6.1/2*	1	U07000.150.0650
1.1/2-6X7 Inch*	1	U07000.150.0700
1.1/2-6X8 Inch*	1	U07000.150.0800
1.1/2-6X9 Inch*	1	U07000.150.0900
1.1/2-6X10 Inch*	1	U07000.150.1000
1.1/2-6X11 Inch*	1	U07000.150.1100
1.1/2-6X12 Inch*	1	U07000.150.1200
1.1/2-6X13 Inch*	1	U07000.150.1300
1.1/2-6X14 Inch*	1	U07000.150.1400
1.1/2-6X15 Inch*	1	U07000.150.1500
1.1/2-6X16 Inch*	1	U07000.150.1600
1.1/2-6X18 Inch*	1	U07000.150.1800
1.1/2-6X20 Inch*	1	U07000.150.2000
1.3/4-5X3 Inch ft*	1	U07000.175.0300
1.3/4-5X3.1/2 ft*	1	U07000.175.0350
1.3/4-5X4 Inch ft*	1	U07000.175.0400
1.3/4-5X4.1/2*	1	U07000.175.0450
1.3/4-5X5 Inch*	1	U07000.175.0500
1.3/4-5X5.1/2*	1	U07000.175.0550
1.3/4-5X6 Inch*	1	U07000.175.0600
1.3/4-5X7 Inch*	1	U07000.175.0700
1.3/4-5X8 Inch*	1	U07000.175.0800
1.3/4-5X9 Inch*	1	U07000.175.0900
1.3/4-5X10 Inch*	1	U07000.175.1000
1.3/4-5X12 Inch*	1	U07000.175.1200
1.3/4-5X14 Inch*	1	U07000.175.1400
1.3/4-5X15 Inch*	1	U07000.175.1500
1.3/4-5X16 Inch*	1	U07000.175.1600
1.3/4-5X18 Inch*	1	U07000.175.1800
1.3/4-5X20 Inch*	1	U07000.175.2000
2.-4,5X4 Inch ft*	1	U07000.200.0400
2.-4,5X4.1/2 ft*	1	U07000.200.0450
2.-4,5X5 Inch ft*	1	U07000.200.0500
2.-4,5X5.1/2*	1	U07000.200.0550
2.-4,5X6 Inch*	1	U07000.200.0600
2.-4,5X7 Inch*	1	U07000.200.0700
2.-4,5X8 Inch*	1	U07000.200.0800
2.-4,5X9 Inch*	1	U07000.200.0900
2.-4,5X10 Inch*	1	U07000.200.1000
2.-4,5X12 Inch*	1	U07000.200.1200
2.-4,5X14 Inch*	1	U07000.200.1400
2.-4,5X15 Inch*	1	U07000.200.1500
2.-4,5X16 Inch*	1	U07000.200.1600
2.-4,5X18 Inch*	1	U07000.200.1800
2.-4,5X20 Inch*	1	U07000.200.2000

U07000 Hexagon socket head cap screw UNC 1960 series / Cilinderschroef met binnenzeskant UNC 1960 serie / Vis à tête cylindrique à six pans creux série 1960 UNC ←

- Marking in accordance with ASTM A574 with manufacturer's identification mark only.
- Attention: As the thread tolerance class for thread sizes up to and including 1 inch is 3A, plating can cause thread fit problems.
- Warning: electroplating of these products may cause hydrogen embrittlement.
- ft = fully threaded

U07001 Hexagon socket head cap screw UNC 1960 series / Cilinderschroef met binnenzeskant UNC 1960 serie / Vis à tête cylindrique à six pans creux série 1960 UNC X05A

Thread Unified National Coarse
Material Alloy steel ASTM A574
Surface treatment Zinc plated



d - TPI x L	✉	Art.number	d - TPI x L	✉	Art.number	d - TPI x L	✉	Art.number
#2-56X1/4 ft*	100	U07001.008.0025	#10-24X1.1/4*	100	U07001.019.0125	3/8-16X2.3/4*	25	U07001.037.0275
#2-56X3/8 ft*	100	U07001.008.0037	#10-24X1.1/2*	100	U07001.019.0150	3/8-16X3 Inch*	10	U07001.037.0300
			#10-24X1.3/4*	100	U07001.019.0175	3/8-16X3.1/2*	10	U07001.037.0350
#3-48X1/4 ft*	100	U07001.009.0025	#10-24X2 Inch*	100	U07001.019.0200	3/8-16X4 Inch*	10	U07001.037.0400
#3-48X3/8 ft*	100	U07001.009.0037						
#3-48X5/8 ft*	100	U07001.009.0062	1/4-20X3/8 ft	100	U07001.025.0037	1/2-13X3/4 ft	10	U07001.050.0075
			1/4-20X1/2 ft*	100	U07001.025.0050	1/2-13X1 Inch ft	10	U07001.050.0100
#4-40X3/16 ft*	100	U07001.011.0018	1/4-20X5/8 ft	100	U07001.025.0062	1/2-13X1.1/4 ft	10	U07001.050.0125
#4-40X1/4 ft*	100	U07001.011.0025	1/4-20X3/4 ft*	100	U07001.025.0075	1/2-13X1.1/2 ft	10	U07001.050.0150
#4-40X3/8 ft*	100	U07001.011.0037	1/4-20X7/8 ft*	100	U07001.025.0087	1/2-13X1.3/4*	10	U07001.050.0175
#4-40X1/2 ft*	100	U07001.011.0050	1/4-20X1 Inch ft*	100	U07001.025.0100	1/2-13X2 Inch	10	U07001.050.0200
#4-40X5/8 ft*	100	U07001.011.0062	1/4-20X1.1/4	100	U07001.025.0125	1/2-13X2.1/4*	10	U07001.050.0225
#4-40X3/4 ft*	100	U07001.011.0075	1/4-20X1.1/2*	100	U07001.025.0150	1/2-13X2.1/2*	10	U07001.050.0250
#4-40X1 Inch*	100	U07001.011.0100	1/4-20X1.3/4*	100	U07001.025.0175	1/2-13X2.3/4*	10	U07001.050.0275
			1/4-20X2 Inch*	50	U07001.025.0200	1/2-13X3 Inch*	5	U07001.050.0300
#5-40X1/4 ft*	100	U07001.012.0025	1/4-20X2.1/4*	50	U07001.025.0225	1/2-13X3.1/2*	5	U07001.050.0350
#5-40X3/8 ft*	100	U07001.012.0037	1/4-20X2.1/2*	50	U07001.025.0250	1/2-13X4 Inch*	5	U07001.050.0400
#5-40X1/2 ft*	100	U07001.012.0050	1/4-20X3 Inch*	25	U07001.025.0300			
#5-40X5/8 ft*	100	U07001.012.0062				5/8-11X1.1/4 ft*	10	U07001.062.0125
#5-40X3/4 ft*	100	U07001.012.0075	5/16-18X1/2 ft*	100	U07001.031.0050	5/8-11X1.1/2 ft*	10	U07001.062.0150
			5/16-18X5/8 ft*	100	U07001.031.0062	5/8-11X1.3/4 ft*	10	U07001.062.0175
#6-32X1/4 ft*	100	U07001.013.0025	5/16-18X3/4 ft	100	U07001.031.0075	5/8-11X2 Inch*	5	U07001.062.0200
#6-32X3/8 ft*	100	U07001.013.0037	5/16-18X7/8 ft*	100	U07001.031.0087	5/8-11X2.1/4*	5	U07001.062.0225
#6-32X1/2 ft*	100	U07001.013.0050	5/16-18X1 Inch ft	50	U07001.031.0100	5/8-11X2.1/2*	5	U07001.062.0250
#6-32X5/8 ft*	100	U07001.013.0062	5/16-18X1.1/4*	50	U07001.031.0125	5/8-11X2.3/4*	5	U07001.062.0275
#6-32X3/4 ft*	100	U07001.013.0075	5/16-18X1.1/2*	50	U07001.031.0150	5/8-11X3 Inch*	5	U07001.062.0300
#6-32X1 Inch*	100	U07001.013.0100	5/16-18X1.3/4*	50	U07001.031.0175	5/8-11X3.1/2*	5	U07001.062.0350
			5/16-18X2 Inch*	50	U07001.031.0200	5/8-11X4 Inch*	5	U07001.062.0400
#8-32X1/4 ft*	100	U07001.016.0025	5/16-18X2.1/4*	25	U07001.031.0225			
#8-32X3/8 ft*	100	U07001.016.0037	5/16-18X2.1/2*	25	U07001.031.0250	3/4-10X1.1/4 ft*	5	U07001.075.0125
#8-32X1/2 ft*	100	U07001.016.0050	5/16-18X3 Inch*	25	U07001.031.0300	3/4-10X1.1/2 ft*	5	U07001.075.0150
#8-32X5/8 ft*	100	U07001.016.0062	5/16-18X3.1/2*	25	U07001.031.0350	3/4-10X1.3/4 ft*	5	U07001.075.0175
#8-32X3/4 ft*	100	U07001.016.0075	5/16-18X4 Inch*	10	U07001.031.0400	3/4-10X2 Inch ft*	5	U07001.075.0200
#8-32X7/8 ft*	100	U07001.016.0087				3/4-10X2.1/4*	5	U07001.075.0225
#8-32X1 Inch*	100	U07001.016.0100	3/8-16X1/2 ft*	50	U07001.037.0050	3/4-10X2.1/2*	5	U07001.075.0250
#8-32X1.1/4*	100	U07001.016.0125	3/8-16X3/4 ft*	50	U07001.037.0075	3/4-10X2.3/4*	5	U07001.075.0275
#8-32X1.1/2*	100	U07001.016.0150	3/8-16X7/8 ft*	50	U07001.037.0087	3/4-10X3 Inch*	5	U07001.075.0300
			3/8-16X1 Inch ft	50	U07001.037.0100	3/4-10X3.1/2*	5	U07001.075.0350
#10-24X3/8 ft*	100	U07001.019.0037	3/8-16X1.1/4 ft	50	U07001.037.0125	3/4-10X4 Inch*	5	U07001.075.0400
#10-24X1/2 ft*	100	U07001.019.0050	3/8-16X1.1/2	25	U07001.037.0150	3/4-10X5 Inch*	5	U07001.075.0500
#10-24X5/8 ft*	100	U07001.019.0062	3/8-16X1.3/4	25	U07001.037.0175	3/4-10X6.1/2*	5	U07001.075.0650
#10-24X3/4 ft*	100	U07001.019.0075	3/8-16X2 Inch*	25	U07001.037.0200	3/4-10X7 Inch*	5	U07001.075.0700
#10-24X7/8 ft*	100	U07001.019.0087	3/8-16X2.1/4*	25	U07001.037.0225	3/4-10X8 Inch*	5	U07001.075.0800
#10-24X1 Inch*	100	U07001.019.0100	3/8-16X2.1/2*	25	U07001.037.0250			

- Marking in accordance with ASTM A574 with manufacturer's identification mark only.
- Attention: As the thread tolerance class for thread sizes up to and including 1 inch is 3A, plating can cause thread fit problems.
- Warning: electroplating of these products may cause hydrogen embrittlement.
- ft = fully threaded

U51050 Hexagon socket head cap screw UNC 1960 series / Cilinderschroef met binnenzeskant UNC 1960 serie / Vis à tête cylindrique à six pans creux série 1960 UNC X15A

Thread Unified National Coarse
Material Stainless steel ASTM F837 304
Class CW / CW1



d - TPI x L	✉	Art.number	d - TPI x L	✉	Art.number	d - TPI x L	✉	Art.number
#1-64X1/8 ft*	100	U51050.007.0012	#1-64X1 Inch*	100	U51050.007.0100	#2-56X1/2 ft*	100	U51050.008.0050
#1-64X3/16 ft*	100	U51050.007.0018				#2-56X5/8 ft*	100	U51050.008.0062
#1-64X1/4 ft*	100	U51050.007.0025	#2-56X1/8 ft*	100	U51050.008.0012	#2-56X3/4*	100	U51050.008.0075
#1-64X5/16 ft*	100	U51050.007.0031	#2-56X3/16 ft*	100	U51050.008.0018	#2-56X7/8*	100	U51050.008.0087
#1-64X3/8 ft*	100	U51050.007.0037	#2-56X1/4 ft*	100	U51050.008.0025	#2-56X1 Inch*	100	U51050.008.0100
#1-64X1/2 ft*	100	U51050.007.0050	#2-56X5/16 ft*	100	U51050.008.0031	#2-56X1.1/4*	100	U51050.008.0125
#1-64X5/8 ft*	100	U51050.007.0062	#2-56X3/8 ft*	100	U51050.008.0037	#2-56X1.1/2*	100	U51050.008.0150
#1-64X3/4*	100	U51050.007.0075	#2-56X7/16 ft*	100	U51050.008.0043			

U51050 **Hexagon socket head cap screw UNC 1960 series / Cilinderschroef met binnenzeskant UNC 1960 serie / Vis à tête cylindrique à six pans creux série 1960 UNC** ←

d - TPI x L	✉	Art.number	d - TPI x L	✉	Art.number	d - TPI x L	✉	Art.number
#3-48X1/8 ft*	100	U51050.009.0012	#10-24X5/16 ft*	100	U51050.019.0031	3/8-16X2.1/4*	25	U51050.037.0225
#3-48X3/16 ft*	100	U51050.009.0018	#10-24X3/8 ft*	100	U51050.019.0037	3/8-16X2.1/2	25	U51050.037.0250
#3-48X1/4 ft*	100	U51050.009.0025	#10-24X7/16 ft*	100	U51050.019.0043	3/8-16X2.3/4*	25	U51050.037.0275
#3-48X5/16 ft*	100	U51050.009.0031	#10-24X1/2 ft	100	U51050.019.0050	3/8-16X3 Inch*	10	U51050.037.0300
#3-48X3/8 ft*	100	U51050.009.0037	#10-24X5/8 ft	100	U51050.019.0062	3/8-16X3.1/4*	10	U51050.037.0325
#3-48X1/2 ft*	100	U51050.009.0050	#10-24X3/4 ft	100	U51050.019.0075	3/8-16X3.1/2*	10	U51050.037.0350
#3-48X5/8 ft*	100	U51050.009.0062	#10-24X7/8 ft*	100	U51050.019.0087	3/8-16X3.3/4*	10	U51050.037.0375
#3-48X3/4*	100	U51050.009.0075	#10-24X1 Inch	100	U51050.019.0100	3/8-16X4 Inch*	10	U51050.037.0400
#3-48X7/8*	100	U51050.009.0087	#10-24X1.1/8*	100	U51050.019.0112	3/8-16X4.1/2	10	U51050.037.0450
#3-48X1 Inch*	100	U51050.009.0100	#10-24X1.1/4	100	U51050.019.0125	3/8-16X5 Inch*	10	U51050.037.0500
			#10-24X1.3/8*	100	U51050.019.0137	3/8-16X5.1/2*	10	U51050.037.0550
#4-40X1/8 ft*	100	U51050.011.0012	#10-24X1.1/2*	100	U51050.019.0150	3/8-16X6 Inch*	10	U51050.037.0600
#4-40X3/16 ft*	100	U51050.011.0018	#10-24X1.3/4*	100	U51050.019.0175	3/8-16X6.1/2*	5	U51050.037.0650
#4-40X1/4 ft*	100	U51050.011.0025	#10-24X2 Inch	100	U51050.019.0200	3/8-16X7 Inch*	5	U51050.037.0700
#4-40X5/16 ft*	100	U51050.011.0031	#10-24X2.1/4*	100	U51050.019.0225			
#4-40X3/8 ft	100	U51050.011.0037	#10-24X2.1/2*	100	U51050.019.0250	7/16-14X3/4 ft*	25	U51050.043.0075
#4-40X7/16 ft*	100	U51050.011.0043	#10-24X2.3/4*	100	U51050.019.0275	7/16-14X1 Inch ft*	25	U51050.043.0100
#4-40X1/2 ft	100	U51050.011.0050	#10-24X3 Inch*	100	U51050.019.0300	7/16-14X1.1/4 ft*	25	U51050.043.0125
#4-40X5/8 ft	100	U51050.011.0062	#10-24X3.1/2*	100	U51050.019.0350	7/16-14X1.1/2*	25	U51050.043.0150
#4-40X3/4 ft	100	U51050.011.0075	#10-24X4 Inch*	100	U51050.019.0400	7/16-14X1.3/4*	10	U51050.043.0175
#4-40X7/8*	100	U51050.011.0087				7/16-14X2 Inch*	10	U51050.043.0200
#4-40X1 Inch	100	U51050.011.0100	1/4-20X5/16 ft*	100	U51050.025.0031	7/16-14X2.1/4*	10	U51050.043.0225
#4-40X1.1/8*	100	U51050.011.0112	1/4-20X3/8 ft	100	U51050.025.0037	7/16-14X2.1/2*	10	U51050.043.0250
#4-40X1.1/4*	100	U51050.011.0125	1/4-20X7/16 ft*	100	U51050.025.0043	7/16-14X3 Inch*	10	U51050.043.0300
#4-40X1.3/8*	100	U51050.011.0137	1/4-20X1/2 ft	100	U51050.025.0050	7/16-14X3.1/2*	5	U51050.043.0350
#4-40X1.1/2*	100	U51050.011.0150	1/4-20X5/8 ft	100	U51050.025.0062	7/16-14X4 Inch*	5	U51050.043.0400
#4-40X1.3/4*	100	U51050.011.0175	1/4-20X3/4 ft	100	U51050.025.0075			
#4-40X2 Inch*	100	U51050.011.0200	1/4-20X7/8 ft	100	U51050.025.0087	1/2-13X1/2 ft*	10	U51050.050.0050
			1/4-20X1 Inch ft	100	U51050.025.0100	1/2-13X5/8 ft*	10	U51050.050.0062
#5-40X1/8 ft*	100	U51050.012.0012	1/4-20X1.1/8*	100	U51050.025.0112	1/2-13X3/4 ft*	10	U51050.050.0075
#5-40X3/16 ft*	100	U51050.012.0018	1/4-20X1.1/4	100	U51050.025.0125	1/2-13X7/8 ft*	10	U51050.050.0087
#5-40X1/4 ft*	100	U51050.012.0025	1/4-20X1.3/8*	100	U51050.025.0137	1/2-13X1 Inch ft*	10	U51050.050.0100
#5-40X5/16 ft	100	U51050.012.0031	1/4-20X1.1/2	100	U51050.025.0150	1/2-13X1.1/4 ft*	10	U51050.050.0125
#5-40X3/8 ft*	100	U51050.012.0037	1/4-20X1.3/4	100	U51050.025.0175	1/2-13X1.1/2 ft	10	U51050.050.0150
#5-40X1/2 ft*	100	U51050.012.0050	1/4-20X2 Inch	50	U51050.025.0200	1/2-13X1.3/4*	10	U51050.050.0175
#5-40X5/8 ft*	100	U51050.012.0062	1/4-20X2.1/4*	50	U51050.025.0225	1/2-13X2 Inch	10	U51050.050.0200
#5-40X3/4 ft*	100	U51050.012.0075	1/4-20X2.1/2	50	U51050.025.0250	1/2-13X2.1/4*	10	U51050.050.0225
#5-40X7/8*	100	U51050.012.0087	1/4-20X2.3/4*	50	U51050.025.0275	1/2-13X2.1/2*	10	U51050.050.0250
#5-40X1 Inch*	100	U51050.012.0100	1/4-20X3 Inch*	25	U51050.025.0300	1/2-13X2.3/4*	10	U51050.050.0275
#5-40X1.1/4*	100	U51050.012.0125	1/4-20X3.1/4*	25	U51050.025.0325	1/2-13X3 Inch	5	U51050.050.0300
			1/4-20X3.1/2*	25	U51050.025.0350	1/2-13X3.1/4*	5	U51050.050.0325
#6-32X3/16 ft*	100	U51050.013.0018	1/4-20X3.3/4*	25	U51050.025.0375	1/2-13X3.1/2*	5	U51050.050.0350
#6-32X1/4 ft	100	U51050.013.0025	1/4-20X4 Inch*	25	U51050.025.0400	1/2-13X4 Inch*	5	U51050.050.0400
#6-32X5/16 ft*	100	U51050.013.0031	1/4-20X4.1/2*	25	U51050.025.0450	1/2-13X4.1/2*	5	U51050.050.0450
#6-32X3/8 ft	100	U51050.013.0037	1/4-20X5 Inch*	25	U51050.025.0500	1/2-13X5 Inch*	5	U51050.050.0500
#6-32X7/16 ft*	100	U51050.013.0043				1/2-13X5.1/2*	5	U51050.050.0550
#6-32X1/2 ft	100	U51050.013.0050	5/16-18X3/8 ft*	100	U51050.031.0037	1/2-13X6 Inch*	5	U51050.050.0600
#6-32X5/8 ft	100	U51050.013.0062	5/16-18X7/16 ft*	100	U51050.031.0043	1/2-13X6.1/2*	5	U51050.050.0650
#6-32X3/4 ft	100	U51050.013.0075	5/16-18X1/2 ft	100	U51050.031.0050	1/2-13X7 Inch*	5	U51050.050.0700
#6-32X7/8*	100	U51050.013.0087	5/16-18X5/8 ft*	100	U51050.031.0062	1/2-13X7.1/2*	5	U51050.050.0750
#6-32X1 Inch	100	U51050.013.0100	5/16-18X3/4 ft	100	U51050.031.0075	1/2-13X8 Inch*	5	U51050.050.0800
#6-32X1.1/8*	100	U51050.013.0112	5/16-18X7/8 ft*	100	U51050.031.0087			
#6-32X1.1/4*	100	U51050.013.0125	5/16-18X1 Inch ft	50	U51050.031.0100	9/16-12X1 Inch ft*	10	U51050.056.0100
#6-32X1.1/2	100	U51050.013.0150	5/16-18X1.1/8 ft*	50	U51050.031.0112	9/16-12X1.1/2 ft*	10	U51050.056.0150
#6-32X1.3/4*	100	U51050.013.0175	5/16-18X1.1/4	50	U51050.031.0125	9/16-12X2.1/2*	5	U51050.056.0250
#6-32X2 Inch*	100	U51050.013.0200	5/16-18X1.1/2	50	U51050.031.0150	9/16-12X3 Inch*	5	U51050.056.0300
#6-32X2.1/4*	100	U51050.013.0225	5/16-18X1.3/4*	50	U51050.031.0175			
#6-32X2.1/2*	100	U51050.013.0250	5/16-18X2 Inch	50	U51050.031.0200	5/8-11X1 Inch ft*	10	U51050.062.0100
			5/16-18X2.1/4*	25	U51050.031.0225	5/8-11X1.1/4 ft*	10	U51050.062.0125
#8-32X3/16 ft*	100	U51050.016.0018	5/16-18X2.1/2	25	U51050.031.0250	5/8-11X1.1/2 ft*	10	U51050.062.0150
#8-32X1/4 ft	100	U51050.016.0025	5/16-18X2.3/4*	25	U51050.031.0275	5/8-11X1.3/4 ft*	10	U51050.062.0175
#8-32X5/16 ft*	100	U51050.016.0031	5/16-18X3 Inch*	25	U51050.031.0300	5/8-11X2 Inch*	5	U51050.062.0200
#8-32X3/8 ft*	100	U51050.016.0037	5/16-18X3.1/4*	25	U51050.031.0325	5/8-11X2.1/4*	5	U51050.062.0225
#8-32X7/16 ft*	100	U51050.016.0043	5/16-18X3.1/2*	25	U51050.031.0350	5/8-11X2.1/2*	5	U51050.062.0250
#8-32X1/2 ft	100	U51050.016.0050	5/16-18X3.3/4*	25	U51050.031.0375	5/8-11X2.3/4*	5	U51050.062.0275
#8-32X5/8 ft*	100	U51050.016.0062	5/16-18X4 Inch*	10	U51050.031.0400	5/8-11X3 Inch*	5	U51050.062.0300
#8-32X3/4 ft	100	U51050.016.0075	5/16-18X4.1/2*	10	U51050.031.0450	5/8-11X3.1/2*	5	U51050.062.0350
#8-32X7/8 ft	100	U51050.016.0087	5/16-18X5 Inch*	10	U51050.031.0500	5/8-11X4 Inch*	5	U51050.062.0400
#8-32X1 Inch*	100	U51050.016.0100	5/16-18X5.1/2*	10	U51050.031.0550	5/8-11X4.1/2*	5	U51050.062.0450
#8-32X1.1/8*	100	U51050.016.0112	5/16-18X6 Inch*	10	U51050.031.0600	5/8-11X5 Inch*	5	U51050.062.0500
#8-32X1.1/4*	100	U51050.016.0125				5/8-11X5.1/2*	5	U51050.062.0550
#8-32X1.3/8*	100	U51050.016.0137	3/8-16X1/2 ft	50	U51050.037.0050	5/8-11X6 Inch*	5	U51050.062.0600
#8-32X1.1/2*	100	U51050.016.0150	3/8-16X5/8 ft*	50	U51050.037.0062	5/8-11X7 Inch*	5	U51050.062.0700
#8-32X1.3/4*	100	U51050.016.0175	3/8-16X3/4 ft	50	U51050.037.0075	5/8-11X8 Inch*	5	U51050.062.0800
#8-32X2 Inch*	100	U51050.016.0200	3/8-16X7/8 ft*	50	U51050.037.0087			
#8-32X2.1/4*	100	U51050.016.0225	3/8-16X1 Inch ft	50	U51050.037.0100	3/4-10X1 Inch ft*	5	U51050.075.0100
#8-32X2.1/2*	100	U51050.016.0250	3/8-16X1.1/8 ft*	50	U51050.037.0112	3/4-10X1.1/4 ft*	5	U51050.075.0125
#8-32X2.3/4*	100	U51050.016.0275	3/8-16X1.1/4 ft	50	U51050.037.0125	3/4-10X1.1/2 ft*	5	U51050.075.0150
#8-32X3 Inch*	100	U51050.016.0300	3/8-16X1.3/8*	50	U51050.037.0137	3/4-10X1.3/4 ft*	5	U51050.075.0175
			3/8-16X1.1/2	25	U51050.037.0150	3/4-10X2 Inch ft*	5	U51050.075.0200
#10-24X3/16 ft*	100	U51050.019.0018	3/8-16X1.3/4	25	U51050.037.0175	3/4-10X2.1/4*	5	U51050.075.0225
#10-24X1/4 ft*	100	U51050.019.0025	3/8-16X2 Inch	25	U51050.037.0200	3/4-10X2.1/2*	5	U51050.075.0250

U51050 Hexagon socket head cap screw UNC 1960 series / Cilinderschroef met binnenzeskant UNC 1960 serie / Vis à tête cylindrique à six pans creux série 1960 UNC

←

d - TPI x L	✉	Art.number	d - TPI x L	✉	Art.number	d - TPI x L	✉	Art.number
3/4-10X2.3/4*	5	U51050.075.0275	7/8-9X2.1/2*	5	U51050.087.0250	1.-8X2.1/4 ft*	5	U51050.100.0225
3/4-10X3 Inch*	5	U51050.075.0300	7/8-9X2.3/4*	5	U51050.087.0275	1.-8X2.1/2 ft*	5	U51050.100.0250
3/4-10X3.1/2*	5	U51050.075.0350	7/8-9X3 Inch*	5	U51050.087.0300	1.-8X2.3/4*	5	U51050.100.0275
3/4-10X4 Inch*	5	U51050.075.0400	7/8-9X3.1/2*	5	U51050.087.0350	1.-8X3 Inch*	5	U51050.100.0300
3/4-10X4.1/2*	5	U51050.075.0450	7/8-9X4 Inch*	5	U51050.087.0400	1.-8X3.1/2*	5	U51050.100.0350
3/4-10X5 Inch*	5	U51050.075.0500	7/8-9X4.1/2*	5	U51050.087.0450	1.-8X4 Inch*	5	U51050.100.0400
3/4-10X6 Inch*	5	U51050.075.0600	7/8-9X5 Inch*	5	U51050.087.0500	1.-8X4.1/2*	5	U51050.100.0450
3/4-10X6.1/2*	5	U51050.075.0650	7/8-9X6 Inch*	5	U51050.087.0600	1.-8X5 Inch*	5	U51050.100.0500
3/4-10X7 Inch*	5	U51050.075.0700	7/8-9X6.1/2*	5	U51050.087.0650	1.-8X6 Inch*	5	U51050.100.0600
3/4-10X8 Inch*	5	U51050.075.0800	7/8-9X7 Inch*	5	U51050.087.0700	1.-8X6.1/2*	1	U51050.100.0650
			7/8-9X8 Inch*	1	U51050.087.0800	1.-8X7 Inch*	1	U51050.100.0700
7/8-9X2 Inch ft*	5	U51050.087.0200				1.-8X8 Inch*	1	U51050.100.0800
7/8-9X2.1/4 ft*	5	U51050.087.0225	1.-8X2 Inch ft*	5	U51050.100.0200			

- ft = fully threaded

U55050 Hexagon socket head cap screw UNC 1960 series / Cilinderschroef met binnenzeskant UNC 1960 serie / Vis à tête cylindrique à six pans creux série 1960 UNC

X15A

Thread Unified National Coarse
Material Stainless steel ASTM F837 316
Class CW / CW1



d - TPI x L	✉	Art.number	d - TPI x L	✉	Art.number	d - TPI x L	✉	Art.number
#2-56X1/4 ft*	100	U55050.008.0025	#10-24X1/2 ft*	100	U55050.019.0050	3/8-16X1 Inch ft	50	U55050.037.0100
#2-56X3/8 ft*	100	U55050.008.0037	#10-24X5/8 ft*	100	U55050.019.0062	3/8-16X1.1/4 ft	50	U55050.037.0125
			#10-24X3/4 ft*	100	U55050.019.0075	3/8-16X1.1/2	25	U55050.037.0150
#3-48X1/4 ft*	100	U55050.009.0025	#10-24X7/8 ft*	100	U55050.019.0087	3/8-16X1.3/4*	25	U55050.037.0175
#3-48X5/8 ft*	100	U55050.009.0062	#10-24X1 Inch*	100	U55050.019.0100	3/8-16X2 Inch	25	U55050.037.0200
			#10-24X1.1/4*	100	U55050.019.0125	3/8-16X2.1/2*	25	U55050.037.0250
#4-40X3/16 ft*	100	U55050.011.0018	#10-24X1.1/2*	100	U55050.019.0150	3/8-16X3 Inch*	10	U55050.037.0300
#4-40X1/4 ft*	100	U55050.011.0025	#10-24X1.3/4*	100	U55050.019.0175			
#4-40X5/16 ft*	100	U55050.011.0031	#10-24X2 Inch*	100	U55050.019.0200	7/16-14X1.1/2*	25	U55050.043.0150
#4-40X3/8 ft*	100	U55050.011.0037				7/16-14X2 Inch*	10	U55050.043.0200
#4-40X1/2 ft*	100	U55050.011.0050	1/4-20X3/8 ft*	100	U55050.025.0037			
#4-40X5/8 ft*	100	U55050.011.0062	1/4-20X1/2 ft	100	U55050.025.0050	1/2-13X3/4 ft*	10	U55050.050.0075
#4-40X3/4 ft	100	U55050.011.0075	1/4-20X5/8 ft*	100	U55050.025.0062	1/2-13X1 Inch ft*	10	U55050.050.0100
#4-40X1 Inch*	100	U55050.011.0100	1/4-20X3/4 ft	100	U55050.025.0075	1/2-13X1.1/4 ft*	10	U55050.050.0125
			1/4-20X7/8 ft*	100	U55050.025.0087	1/2-13X1.1/2 ft	10	U55050.050.0150
#5-40X1/4 ft*	100	U55050.012.0025	1/4-20X1 Inch ft	100	U55050.025.0100	1/2-13X1.3/4*	10	U55050.050.0175
#5-40X3/8 ft*	100	U55050.012.0037	1/4-20X1.1/4*	100	U55050.025.0125	1/2-13X2 Inch	10	U55050.050.0200
#5-40X1/2 ft*	100	U55050.012.0050	1/4-20X1.1/2*	100	U55050.025.0150	1/2-13X2.1/4*	10	U55050.050.0225
#5-40X5/8 ft*	100	U55050.012.0062	1/4-20X1.3/4*	100	U55050.025.0175	1/2-13X2.1/2*	10	U55050.050.0250
#5-40X3/4 ft*	100	U55050.012.0075	1/4-20X2 Inch*	50	U55050.025.0200	1/2-13X3 Inch*	5	U55050.050.0300
			1/4-20X2.1/4*	50	U55050.025.0225	1/2-13X3.1/2*	5	U55050.050.0350
#6-32X1/4 ft*	100	U55050.013.0025	1/4-20X2.1/2*	50	U55050.025.0250	1/2-13X4 Inch*	5	U55050.050.0400
#6-32X5/16 ft*	100	U55050.013.0031	1/4-20X3 Inch*	25	U55050.025.0300			
#6-32X3/8 ft*	100	U55050.013.0037				5/8-11X1 Inch ft*	10	U55050.062.0100
#6-32X1/2 ft*	100	U55050.013.0050	5/16-18X1/2 ft*	100	U55050.031.0050	5/8-11X1.1/4 ft*	10	U55050.062.0125
#6-32X5/8 ft*	100	U55050.013.0062	5/16-18X5/8 ft*	100	U55050.031.0062	5/8-11X1.1/2 ft	10	U55050.062.0150
#6-32X3/4 ft*	100	U55050.013.0075	5/16-18X3/4 ft	100	U55050.031.0075	5/8-11X1.3/4 ft*	10	U55050.062.0175
#6-32X1 Inch*	100	U55050.013.0100	5/16-18X7/8 ft*	100	U55050.031.0087	5/8-11X2 Inch	5	U55050.062.0200
#6-32X1.1/4*	100	U55050.013.0125	5/16-18X1 Inch ft	50	U55050.031.0100	5/8-11X2.1/4*	5	U55050.062.0225
#6-32X1.1/2*	100	U55050.013.0150	5/16-18X1.1/4	50	U55050.031.0125	5/8-11X2.1/2*	5	U55050.062.0250
			5/16-18X1.1/2	50	U55050.031.0150	5/8-11X3 Inch*	5	U55050.062.0300
#8-32X1/4 ft*	100	U55050.016.0025	5/16-18X1.3/4*	50	U55050.031.0175	5/8-11X3.1/2*	5	U55050.062.0350
#8-32X3/8 ft*	100	U55050.016.0037	5/16-18X2 Inch*	50	U55050.031.0200	5/8-11X4 Inch*	5	U55050.062.0400
#8-32X1/2 ft*	100	U55050.016.0050	5/16-18X2.1/4*	25	U55050.031.0225			
#8-32X5/8 ft*	100	U55050.016.0062	5/16-18X2.1/2*	25	U55050.031.0250	3/4-10X1.1/4 ft*	5	U55050.075.0125
#8-32X3/4 ft*	100	U55050.016.0075	5/16-18X3 Inch*	25	U55050.031.0300	3/4-10X1.1/2 ft*	5	U55050.075.0150
#8-32X7/8 ft*	100	U55050.016.0087	5/16-18X3.1/2*	25	U55050.031.0350	3/4-10X1.3/4 ft*	5	U55050.075.0175
#8-32X1 Inch*	100	U55050.016.0100	5/16-18X4 Inch*	10	U55050.031.0400	3/4-10X2 Inch ft	5	U55050.075.0200
#8-32X1.1/4*	100	U55050.016.0125				3/4-10X2.1/2*	5	U55050.075.0250
#8-32X1.1/2*	100	U55050.016.0150	3/8-16X1/2 ft*	50	U55050.037.0050	3/4-10X3 Inch*	5	U55050.075.0300
			3/8-16X5/8 ft*	50	U55050.037.0062	3/4-10X4 Inch*	5	U55050.075.0400
#10-24X3/8 ft	100	U55050.019.0037	3/8-16X3/4 ft	50	U55050.037.0075			

- ft = fully threaded

Hexagon socket head cap screw UNC 1936 series

Cilinderschroef met binnenzeskant UNC 1936 serie / Vis à tête cylindrique à six pans creux série 1936 UNC

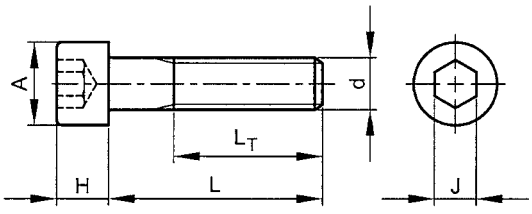

ASME B18.3



Technical Data

d	A	H	J	L_T (min.)	Threads per inch
No.2	0.14	0.086	1/16	0.625	56
No.3	0.161	0.099	5/64	0.62	48
No.4	0.183	0.112	5/64	0.750	40
No.5	0.205	0.125	3/32	0.75	40
No.6	0.226	0.138	3/32	0.750	32
No.8	0.27	0.164	1/8	0.875	32
No.10	5/16	0.19	5/32	0.88	24
1/4	3/8	1/4	3/16	1.000	20
5/16	7/16	5/16	7/32	1.125	18
3/8	9/16	3/8	5/16	1.250	16
7/16	5/8	0.438	5/16	1.38	14
1/2	3/4	1/2	3/8	1.500	13
5/8	7/8	5/8	1/2	1.750	11
3/4	1	3/4	9/16	2.000	10
7/8	1.1/8	0.875	9/16	2.25	9
1 Inch	1.5/16	1	5/8	2.5	8

07210 **Hexagon socket head cap screw UNC 1936 series / Cilinderschroef met binnenzeskant UNC 1936 serie / Vis à tête cylindrique à six pans creux série 1936 UNC** **X05A**

Thread Unified National Coarse
Material Alloy steel ASTM A574
Surface treatment Plain

RoHS



d x L	✉	Art.number	d x L	✉	Art.number	d x L	✉	Art.number
#4X3/8 ft	100	07210.028.009				3/4X3.1/2	10	07210.191.088
			5/8X1 Inch ft	25	07210.158.025	3/4X4 Inch	10	07210.191.101
#5X1/2 ft	100	07210.031.012	5/8X1.1/4 ft	25	07210.158.031	3/4X4.1/2	10	07210.191.114
			5/8X1.1/2 ft	25	07210.158.038	3/4X5 Inch	10	07210.191.127
#6X1/4 ft	100	07210.035.006	5/8X1.3/4 ft	25	07210.158.044			
			5/8X2 Inch	25	07210.158.050	7/8X1.1/2 ft	5	07210.222.038
5/16X1/2 ft	100	07210.079.012	5/8X2.1/4	25	07210.158.057	7/8X2 Inch ft	5	07210.222.050
5/16X5/8 ft	100	07210.079.015	5/8X2.1/2	25	07210.158.063	7/8X2.1/4 ft	5	07210.222.057
5/16X3/4 ft	100	07210.079.019	5/8X2.3/4	25	07210.158.069	7/8X2.1/2 ft	5	07210.222.063
5/16X1 Inch ft	100	07210.079.025	5/8X3 Inch	25	07210.158.076	7/8X3 Inch	5	07210.222.076
5/16X1.1/4	100	07210.079.031	5/8X3.1/2	25	07210.158.088	7/8X3.1/2	5	07210.222.088
5/16X1.1/2	100	07210.079.038	5/8X4 Inch	10	07210.158.101	7/8X4 Inch	5	07210.222.101
5/16X1.3/4	100	07210.079.044	5/8X4.1/2	10	07210.158.114			
5/16X2 Inch	100	07210.079.050	5/8X5 Inch	10	07210.158.127	1 Inch X2 Inch ft	5	07210.254.050
5/16X2.1/4	100	07210.079.057				1 Inch X2.1/4 ft	5	07210.254.057
5/16X2.1/2	100	07210.079.063	3/4X1.1/4 ft	25	07210.191.031	1 Inch X2.1/2 ft	5	07210.254.063
5/16X3 Inch	100	07210.079.076	3/4X1.1/2 ft	25	07210.191.038	1 Inch X2.3/4	5	07210.254.069
			3/4X1.3/4 ft	25	07210.191.044	1 Inch X3 Inch	5	07210.254.076
7/16X1.1/4 ft	100	07210.111.031	3/4X2 Inch ft	25	07210.191.050	1 Inch X3.1/2	5	07210.254.088
7/16X1.1/2	50	07210.111.038	3/4X2.1/4	25	07210.191.057	1 Inch X4 Inch	5	07210.254.101
7/16X1.3/4	50	07210.111.044	3/4X2.1/2	25	07210.191.063	1 Inch X4.1/2	5	07210.254.114
7/16X2 Inch	50	07210.111.050	3/4X2.3/4	10	07210.191.069	1 Inch X5 Inch	5	07210.254.127
7/16X2.1/2	50	07210.111.063	3/4X3 Inch	10	07210.191.076			

- Marking in accordance with ASTM A574 with manufacturer's identification mark only.
- Attention: As the thread tolerance class for thread sizes up to and including 1 inch is 3A, plating can cause thread fit problems.
- Warning: electroplating of these products may cause hydrogen embrittlement.

Hexagon socket head cap screw UNF 1960 series

Cilinderschroef met binnenzeskant UNF 1960 serie / Vis à tête cylindrique à six pans creux série 1960 UNF

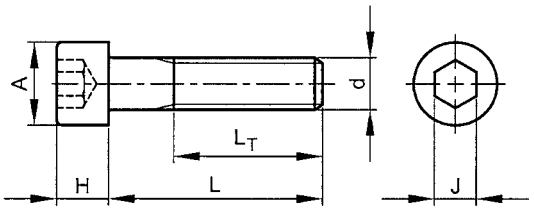

ASME B18.3



Technical Data

d	A	H	J	L_T (min.)	Threads per inch
No.0	0.096	0.06	0.05	0.5	80
No.1	0.118	0.073	1/16	0.62	72
No.2	0.140	0.086	5/64	0.62	64
No.3	0.161	0.099	5/64	0.62	56
No.4	0.183	0.112	3/32	0.75	48
No.5	0.205	0.125	3/32	0.75	44
No.6	0.226	0.138	7/64	0.75	40
No.8	0.270	0.164	9/64	0.88	36
No.10	0.312	0.19	5/32	0.88	32
1/4	0.375	0.25	3/16	1	28
5/16	0.469	0.312	1/4	1.12	24
3/8	0.562	0.375	5/16	1.25	24
7/16	0.656	0.438	3/8	1.38	20
1/2	0.750	0.5	3/8	1.5	20
9/16	0.843	0.562	7/16	1.5	18
5/8	0.938	0.625	1/2	1.75	18
3/4	1.125	0.75	5/8	2	16
7/8	1.312	0.875	3/4	2.25	14
1 Inch	1.5	1	3/4	2.5	14
1.1/8	1.688	1.125	7/8	2.81	12
1.1/4	1.875	1.25	7/8	3.12	12
1.3/8	2.062	1.375	1 Inch	3.44	12
1.1/2	2.25	1.5	1 Inch	3.75	12

Article groups

Thread	Driving features	Material	Class	Surface treatment	Code	Page
UNF	Hexagon socket	Alloy st. ASTM A574		Plain	U07040	2-103
UNF	Hexagon socket	Alloy st. ASTM A574		ZPL	U07041	2-105
UNF	Hexagon socket	St.st. ASTM F837 304	CW / CW1		U51041	2-105
UNF	Hexagon socket	St.st. ASTM F837 316	CW / CW1		U55041	2-106

U07040 **Hexagon socket head cap screw UNF 1960 series / Cilinderschroef met binnenzeskant UNF 1960 serie / Vis à tête cylindrique à six pans creux série 1960 UNF** **X05A**

Thread Unified National Fine
Material Alloy steel ASTM A574
Surface treatment Plain

RoHS



d - TPI x L	✉	Art.number	d - TPI x L	✉	Art.number	d - TPI x L	✉	Art.number
#0-80X1/16 ft*	100	U07040.006.0006	#1-72X5/8 ft*	100	U07040.007.0062	#3-56X5/16 ft*	100	U07040.009.0031
#0-80X1/8 ft*	100	U07040.006.0012	#1-72X3/4*	100	U07040.007.0075	#3-56X3/8 ft*	100	U07040.009.0037
#0-80X3/16 ft*	100	U07040.006.0018	#1-72X1 Inch*	100	U07040.007.0100	#3-56X1/2 ft*	100	U07040.009.0050
#0-80X1/4 ft*	100	U07040.006.0025				#3-56X5/8 ft*	100	U07040.009.0062
#0-80X5/16 ft*	100	U07040.006.0031	#2-64X1/8 ft*	100	U07040.008.0012	#3-56X3/4*	100	U07040.009.0075
#0-80X3/8 ft*	100	U07040.006.0037	#2-64X3/16 ft*	100	U07040.008.0018	#3-56X1 Inch*	100	U07040.009.0100
#0-80X1/2 ft*	100	U07040.006.0050	#2-64X1/4 ft*	100	U07040.008.0025			
#0-80X5/8*	100	U07040.006.0062	#2-64X3/8 ft*	100	U07040.008.0037	#4-48X1/8 ft*	100	U07040.011.0012
#0-80X3/4*	100	U07040.006.0075	#2-64X1/2 ft*	100	U07040.008.0050	#4-48X3/16 ft*	100	U07040.011.0018
#0-80X1 Inch*	100	U07040.006.0100	#2-64X5/8 ft*	100	U07040.008.0062	#4-48X1/4 ft*	100	U07040.011.0025
			#2-64X3/4*	100	U07040.008.0075	#4-48X5/16 ft*	100	U07040.011.0031
#1-72X1/8 ft*	100	U07040.007.0012	#2-64X1 Inch*	100	U07040.008.0100	#4-48X3/8 ft	100	U07040.011.0037
#1-72X3/16 ft*	100	U07040.007.0018				#4-48X7/16 ft*	100	U07040.011.0043
#1-72X1/4 ft*	100	U07040.007.0025	#3-56X1/8 ft*	100	U07040.009.0012	#4-48X1/2 ft*	100	U07040.011.0050
#1-72X3/8 ft*	100	U07040.007.0037	#3-56X3/16 ft*	100	U07040.009.0018	#4-48X5/8 ft*	100	U07040.011.0062
#1-72X1/2 ft*	100	U07040.007.0050	#3-56X1/4 ft*	100	U07040.009.0025	#4-48X3/4 ft*	100	U07040.011.0075

U07040 **Hexagon socket head cap screw UNF 1960 series / Cilinderschroef met binnenzeskant UNF 1960 serie / Vis à tête cylindrique à six pans creux série 1960 UNF** ←

d - TPI x L	✉	Art.number	d - TPI x L	✉	Art.number	d - TPI x L	✉	Art.number
#4-48X7/8*	100	U07040.011.0087	5/16-24X1 Inch ft	50	U07040.031.0100	1/2-20X8 Inch*	5	U07040.050.0800
#4-48X1 Inch*	100	U07040.011.0100	5/16-24X1.1/4	50	U07040.031.0125			
			5/16-24X1.1/2	50	U07040.031.0150	9/16-18X1 Inch ft*	10	U07040.056.0100
#5-44X1/4 ft*	100	U07040.012.0025	5/16-24X1.3/4	50	U07040.031.0175	9/16-18X1.1/4 ft*	10	U07040.056.0125
#5-44X3/8 ft*	100	U07040.012.0037	5/16-24X2 Inch	50	U07040.031.0200	9/16-18X1.1/2 ft*	10	U07040.056.0150
#5-44X1/2 ft*	100	U07040.012.0050	5/16-24X2.1/4	25	U07040.031.0225	9/16-18X1.3/4*	10	U07040.056.0175
#5-44X5/8 ft*	100	U07040.012.0062	5/16-24X2.1/2	25	U07040.031.0250	9/16-18X2 Inch*	5	U07040.056.0200
#5-44X3/4 ft*	100	U07040.012.0075	5/16-24X2.3/4	25	U07040.031.0275	9/16-18X2.1/4*	5	U07040.056.0225
			5/16-24X3 Inch*	25	U07040.031.0300	9/16-18X2.1/2*	5	U07040.056.0250
#6-40X3/16 ft*	100	U07040.013.0018	5/16-24X3.1/4*	25	U07040.031.0325	9/16-18X3 Inch*	5	U07040.056.0300
#6-40X1/4 ft*	100	U07040.013.0025	5/16-24X3.1/2*	25	U07040.031.0350	9/16-18X4 Inch*	5	U07040.056.0400
#6-40X5/16 ft*	100	U07040.013.0031	5/16-24X4 Inch*	10	U07040.031.0400	9/16-18X4.1/2*	5	U07040.056.0450
#6-40X3/8 ft*	100	U07040.013.0037	5/16-24X4.1/2*	10	U07040.031.0450	9/16-18X5 Inch*	5	U07040.056.0500
#6-40X7/16 ft*	100	U07040.013.0043	5/16-24X5 Inch*	10	U07040.031.0500	9/16-18X5.1/2*	5	U07040.056.0550
#6-40X1/2 ft*	100	U07040.013.0050	5/16-24X5.1/2*	10	U07040.031.0550	9/16-18X6 Inch*	5	U07040.056.0600
#6-40X5/8 ft*	100	U07040.013.0062	5/16-24X6 Inch*	10	U07040.031.0600			
#6-40X3/4 ft*	100	U07040.013.0075				5/8-18X1 Inch ft*	10	U07040.062.0100
#6-40X7/8*	100	U07040.013.0087	3/8-24X1/2 ft*	50	U07040.037.0050	5/8-18X1.1/4 ft*	10	U07040.062.0125
#6-40X1 Inch*	100	U07040.013.0100	3/8-24X5/8 ft*	50	U07040.037.0062	5/8-18X1.1/2 ft	10	U07040.062.0150
			3/8-24X3/4 ft	50	U07040.037.0075	5/8-18X1.3/4 ft*	10	U07040.062.0175
#8-36X1/4 ft*	100	U07040.016.0025	3/8-24X7/8 ft	50	U07040.037.0087	5/8-18X2 Inch	5	U07040.062.0200
#8-36X3/8 ft*	100	U07040.016.0037	3/8-24X1 Inch ft	50	U07040.037.0100	5/8-18X2.1/4	5	U07040.062.0225
#8-36X1/2 ft	100	U07040.016.0050	3/8-24X1.1/8 ft*	50	U07040.037.0112	5/8-18X2.1/2	5	U07040.062.0250
#8-36X5/8 ft*	100	U07040.016.0062	3/8-24X1.1/4 ft	50	U07040.037.0125	5/8-18X2.3/4*	5	U07040.062.0275
#8-36X3/4 ft*	100	U07040.016.0075	3/8-24X1.3/8*	50	U07040.037.0137	5/8-18X3 Inch*	5	U07040.062.0300
#8-36X7/8 ft*	100	U07040.016.0087	3/8-24X1.1/2	25	U07040.037.0150	5/8-18X3.1/4*	5	U07040.062.0325
#8-36X1 Inch*	100	U07040.016.0100	3/8-24X1.3/4	25	U07040.037.0175	5/8-18X3.1/2*	5	U07040.062.0350
#8-36X1.1/4*	100	U07040.016.0125	3/8-24X2 Inch	25	U07040.037.0200	5/8-18X4 Inch*	5	U07040.062.0400
#8-36X1.1/2*	100	U07040.016.0150	3/8-24X2.1/4	25	U07040.037.0225	5/8-18X4.1/2*	5	U07040.062.0450
			3/8-24X2.1/2	25	U07040.037.0250	5/8-18X5 Inch*	5	U07040.062.0500
#10-32X3/16 ft*	100	U07040.019.0018	3/8-24X2.3/4*	25	U07040.037.0275	5/8-18X5.1/2*	5	U07040.062.0550
#10-32X1/4 ft	100	U07040.019.0025	3/8-24X3 Inch	10	U07040.037.0300	5/8-18X6 Inch*	5	U07040.062.0600
#10-32X5/16 ft*	100	U07040.019.0031	3/8-24X3.1/4	10	U07040.037.0325	5/8-18X6.1/2*	5	U07040.062.0650
#10-32X3/8 ft	100	U07040.019.0037	3/8-24X3.1/2	10	U07040.037.0350	5/8-18X7 Inch*	5	U07040.062.0700
#10-32X7/16 ft*	100	U07040.019.0043	3/8-24X3.3/4*	10	U07040.037.0375	5/8-18X8 Inch*	5	U07040.062.0800
#10-32X1/2 ft	100	U07040.019.0050	3/8-24X4 Inch*	10	U07040.037.0400			
#10-32X5/8 ft	100	U07040.019.0062	3/8-24X4.1/2*	10	U07040.037.0450	3/4-16X1.1/4 ft*	5	U07040.075.0125
#10-32X3/4 ft	100	U07040.019.0075	3/8-24X5 Inch	10	U07040.037.0500	3/4-16X1.1/2 ft*	5	U07040.075.0150
#10-32X7/8 ft	100	U07040.019.0087	3/8-24X5.1/2*	10	U07040.037.0550	3/4-16X1.3/4 ft	5	U07040.075.0175
#10-32X1 Inch	100	U07040.019.0100	3/8-24X6 Inch	10	U07040.037.0600	3/4-16X2 Inch ft	5	U07040.075.0200
#10-32X1.1/8*	100	U07040.019.0112				3/4-16X2.1/4*	5	U07040.075.0225
#10-32X1.1/4	100	U07040.019.0125	7/16-20X1/2 ft*	25	U07040.043.0050	3/4-16X2.1/2	5	U07040.075.0250
#10-32X1.3/8*	100	U07040.019.0137	7/16-20X5/8 ft*	25	U07040.043.0062	3/4-16X2.3/4*	5	U07040.075.0275
#10-32X1.1/2	100	U07040.019.0150	7/16-20X3/4 ft*	25	U07040.043.0075	3/4-16X3 Inch*	5	U07040.075.0300
#10-32X1.3/4	100	U07040.019.0175	7/16-20X7/8 ft*	25	U07040.043.0087	3/4-16X3.1/4*	5	U07040.075.0325
#10-32X2 Inch	100	U07040.019.0200	7/16-20X1 Inch ft	25	U07040.043.0100	3/4-16X3.1/2*	5	U07040.075.0350
#10-32X2.1/4*	100	U07040.019.0225	7/16-20X1.1/4 ft	25	U07040.043.0125	3/4-16X4 Inch*	5	U07040.075.0400
#10-32X2.1/2*	100	U07040.019.0250	7/16-20X1.1/2	25	U07040.043.0150	3/4-16X4.1/2*	5	U07040.075.0450
#10-32X2.3/4*	100	U07040.019.0275	7/16-20X1.3/4	10	U07040.043.0175	3/4-16X5 Inch*	5	U07040.075.0500
#10-32X3 Inch*	100	U07040.019.0300	7/16-20X2 Inch	10	U07040.043.0200	3/4-16X5.1/2*	5	U07040.075.0550
#10-32X3.1/4*	100	U07040.019.0325	7/16-20X2.1/4*	10	U07040.043.0225	3/4-16X6 Inch*	5	U07040.075.0600
#10-32X3.1/2*	100	U07040.019.0350	7/16-20X2.1/2	10	U07040.043.0250	3/4-16X6.1/2*	1	U07040.075.0650
#10-32X4 Inch*	100	U07040.019.0400	7/16-20X3 Inch*	10	U07040.043.0300	3/4-16X7 Inch*	1	U07040.075.0700
			7/16-20X3.1/2*	5	U07040.043.0350	3/4-16X8 Inch*	1	U07040.075.0800
1/4-28X3/8 ft*	100	U07040.025.0037	7/16-20X4 Inch*	5	U07040.043.0400			
1/4-28X7/16 ft*	100	U07040.025.0043	7/16-20X5 Inch*	5	U07040.043.0500	7/8-14X2 Inch ft	5	U07040.087.0200
1/4-28X1/2 ft	100	U07040.025.0050	7/16-20X6 Inch*	5	U07040.043.0600	7/8-14X2.1/4 ft*	5	U07040.087.0225
1/4-28X5/8 ft	100	U07040.025.0062				7/8-14X2.1/2*	5	U07040.087.0250
1/4-28X3/4 ft	100	U07040.025.0075	1/2-20X1/2 ft*	10	U07040.050.0050	7/8-14X2.3/4*	5	U07040.087.0275
1/4-28X7/8 ft	100	U07040.025.0087	1/2-20X5/8 ft*	10	U07040.050.0062	7/8-14X3 Inch	5	U07040.087.0300
1/4-28X1 Inch ft	100	U07040.025.0100	1/2-20X3/4 ft*	10	U07040.050.0075	7/8-14X3.1/4*	5	U07040.087.0325
1/4-28X1.1/8*	100	U07040.025.0112	1/2-20X7/8 ft*	10	U07040.050.0087	7/8-14X3.1/2*	5	U07040.087.0350
1/4-28X1.1/4	100	U07040.025.0125	1/2-20X1 Inch ft	10	U07040.050.0100	7/8-14X4 Inch*	5	U07040.087.0400
1/4-28X1.3/8*	100	U07040.025.0137	1/2-20X1.1/8 ft*	10	U07040.050.0112	7/8-14X4.1/2*	5	U07040.087.0450
1/4-28X1.1/2	100	U07040.025.0150	1/2-20X1.1/4 ft	10	U07040.050.0125	7/8-14X5 Inch*	5	U07040.087.0500
1/4-28X1.3/4	100	U07040.025.0175	1/2-20X1.3/8 ft*	10	U07040.050.0137	7/8-14X6 Inch*	1	U07040.087.0600
1/4-28X2 Inch	50	U07040.025.0200	1/2-20X1.1/2 ft	10	U07040.050.0150	7/8-14X7 Inch*	1	U07040.087.0700
1/4-28X2.1/4	50	U07040.025.0225	1/2-20X1.3/4	10	U07040.050.0175	7/8-14X8 Inch*	1	U07040.087.0800
1/4-28X2.1/2	50	U07040.025.0250	1/2-20X2 Inch	10	U07040.050.0200			
1/4-28X2.3/4*	50	U07040.025.0275	1/2-20X2.1/4	10	U07040.050.0225	1.-14X2 Inch ft*	5	U07040.101.0200
1/4-28X3 Inch*	25	U07040.025.0300	1/2-20X2.1/2	10	U07040.050.0250	1.-14X2.1/4 ft*	5	U07040.101.0225
1/4-28X3.1/4*	25	U07040.025.0325	1/2-20X2.3/4*	10	U07040.050.0275	1.-14X2.1/2 ft*	5	U07040.101.0250
1/4-28X3.1/2*	25	U07040.025.0350	1/2-20X3 Inch*	5	U07040.050.0300	1.-14X3 Inch*	5	U07040.101.0300
1/4-28X4 Inch*	25	U07040.025.0400	1/2-20X3.1/4*	5	U07040.050.0325	1.-14X3.1/2*	5	U07040.101.0350
1/4-28X4.1/2*	25	U07040.025.0450	1/2-20X3.1/2*	5	U07040.050.0350	1.-14X4 Inch*	5	U07040.101.0400
1/4-28X5 Inch*	25	U07040.025.0500	1/2-20X3.3/4*	5	U07040.050.0375	1.-14X4.1/2*	5	U07040.101.0450
			1/2-20X4 Inch	5	U07040.050.0400	1.-14X5 Inch*	5	U07040.101.0500
5/16-24X3/8 ft*	100	U07040.031.0037	1/2-20X4.1/2*	5	U07040.050.0450	1.-14X6 Inch*	1	U07040.101.0600
5/16-24X1/2 ft*	100	U07040.031.0050	1/2-20X5 Inch*	5	U07040.050.0500	1.-14X7 Inch*	1	U07040.101.0700
5/16-24X5/8 ft*	100	U07040.031.0062	1/2-20X5.1/2*	5	U07040.050.0550			
5/16-24X3/4 ft	100	U07040.031.0075	1/2-20X6 Inch*	5	U07040.050.0600	1.1/8-12X3 Inch*	1	U07040.112.0300
5/16-24X7/8 ft	100	U07040.031.0087	1/2-20X7 Inch*	5	U07040.050.0700	1.1/8-12X3.1/2*	1	U07040.112.0350

U07040 Hexagon socket head cap screw UNF 1960 series / Cilinderschroef met binnenzeskant UNF 1960 serie / Vis à tête cylindrique à six pans creux série 1960 UNF

←

d - TPI x L	✉	Art.number	d - TPI x L	✉	Art.number	d - TPI x L	✉	Art.number
1.1/8-12X4 Inch*	1	U07040.112.0400	1.1/4-12X6 Inch*	1	U07040.125.0600	1.3/8-12X8 Inch*	1	U07040.137.0800
1.1/8-12X4.1/2*	1	U07040.112.0450	1.1/4-12X7 Inch*	1	U07040.125.0700	1.3/8-12X10 Inch*	1	U07040.137.1000
1.1/8-12X5 Inch*	1	U07040.112.0500	1.1/4-12X8 Inch*	1	U07040.125.0800			
1.1/8-12X6 Inch*	1	U07040.112.0600	1.1/4-12X9 Inch*	1	U07040.125.0900	1.1/2-12X3 Inch ft*	1	U07040.150.0300
1.1/8-12X7 Inch*	1	U07040.112.0700	1.1/4-12X10 Inch*	1	U07040.125.1000	1.1/2-12X3.1/2 ft*	1	U07040.150.0350
1.1/8-12X8 Inch*	1	U07040.112.0800	1.1/4-12X12 Inch*	1	U07040.125.1200	1.1/2-12X4 Inch*	1	U07040.150.0400
						1.1/2-12X4.1/2*	1	U07040.150.0450
1.1/4-12X2 Inch ft*	1	U07040.125.0200	1.3/8-12X3 Inch ft*	1	U07040.137.0300	1.1/2-12X5 Inch*	1	U07040.150.0500
1.1/4-12X2.1/2 ft*	1	U07040.125.0250	1.3/8-12X3.1/2*	1	U07040.137.0350	1.1/2-12X5.1/2*	1	U07040.150.0550
1.1/4-12X3 Inch ft*	1	U07040.125.0300	1.3/8-12X4 Inch*	1	U07040.137.0400	1.1/2-12X6 Inch*	1	U07040.150.0600
1.1/4-12X3.1/2*	1	U07040.125.0350	1.3/8-12X4.1/2*	1	U07040.137.0450	1.1/2-12X7 Inch*	1	U07040.150.0700
1.1/4-12X4 Inch*	1	U07040.125.0400	1.3/8-12X5 Inch*	1	U07040.137.0500	1.1/2-12X8 Inch*	1	U07040.150.0800
1.1/4-12X4.1/2*	1	U07040.125.0450	1.3/8-12X5.1/2*	1	U07040.137.0550	1.1/2-12X10 Inch*	1	U07040.150.1000
1.1/4-12X5 Inch*	1	U07040.125.0500	1.3/8-12X6 Inch*	1	U07040.137.0600	1.1/2-12X12 Inch*	1	U07040.150.1200
1.1/4-12X5.1/2*	1	U07040.125.0550	1.3/8-12X7 Inch*	1	U07040.137.0700			

- Marking in accordance with ASTM A574 with manufacturer's identification mark only.
- Attention: As the thread tolerance class for thread sizes up to and including 1 inch is 3A, plating can cause thread fit problems.
- Warning: electroplating of these products may cause hydrogen embrittlement.
- ft = fully threaded

U07041 Hexagon socket head cap screw UNF 1960 series / Cilinderschroef met binnenzeskant UNF 1960 serie / Vis à tête cylindrique à six pans creux série 1960 UNF

X05A

Thread Unified National Fine
Material Alloy steel ASTM A574
Surface treatment Zinc plated



d - TPI x L	✉	Art.number	d - TPI x L	✉	Art.number	d - TPI x L	✉	Art.number
#10-32X1/4 ft*	100	U07041.019.0025				1/2-20X1.1/2 ft*	10	U07041.050.0150
#10-32X5/16 ft*	100	U07041.019.0031	5/16-24X1/2 ft*	100	U07041.031.0050	1/2-20X1.3/4*	10	U07041.050.0175
#10-32X3/8 ft*	100	U07041.019.0037	5/16-24X5/8 ft*	100	U07041.031.0062	1/2-20X2 Inch*	10	U07041.050.0200
#10-32X7/16 ft*	100	U07041.019.0043	5/16-24X3/4 ft*	100	U07041.031.0075	1/2-20X2.1/2*	10	U07041.050.0250
#10-32X1/2 ft*	100	U07041.019.0050	5/16-24X7/8 ft*	100	U07041.031.0087	1/2-20X3 Inch*	5	U07041.050.0300
#10-32X5/8 ft*	100	U07041.019.0062	5/16-24X1 Inch ft*	50	U07041.031.0100			
#10-32X3/4 ft*	100	U07041.019.0075	5/16-24X1.1/4*	50	U07041.031.0125	5/8-18X1 Inch ft*	10	U07041.062.0100
#10-32X7/8 ft*	100	U07041.019.0087	5/16-24X1.1/2*	50	U07041.031.0150	5/8-18X1.1/4 ft*	10	U07041.062.0125
#10-32X1 Inch*	100	U07041.019.0100	5/16-24X1.3/4*	50	U07041.031.0175	5/8-18X1.1/2 ft*	10	U07041.062.0150
#10-32X1.1/4*	100	U07041.019.0125	5/16-24X2 Inch*	50	U07041.031.0200	5/8-18X1.3/4 ft*	10	U07041.062.0175
#10-32X1.1/2*	100	U07041.019.0150				5/8-18X2 Inch*	5	U07041.062.0200
#10-32X1.3/4*	100	U07041.019.0175	3/8-24X5/8 ft*	50	U07041.037.0062	5/8-18X2.1/2*	5	U07041.062.0250
#10-32X2 Inch*	100	U07041.019.0200	3/8-24X3/4 ft*	50	U07041.037.0075			
#10-32X2.1/2*	100	U07041.019.0250	3/8-24X7/8 ft*	50	U07041.037.0087	3/4-16X1.1/4 ft*	5	U07041.075.0125
			3/8-24X1 Inch ft*	50	U07041.037.0100	3/4-16X1.1/2 ft*	5	U07041.075.0150
1/4-28X1/2 ft*	100	U07041.025.0050	3/8-24X1.1/4 ft*	50	U07041.037.0125	3/4-16X1.3/4 ft*	5	U07041.075.0175
1/4-28X5/8 ft*	100	U07041.025.0062	3/8-24X1.1/2*	25	U07041.037.0150	3/4-16X2 Inch ft*	5	U07041.075.0200
1/4-28X3/4 ft*	100	U07041.025.0075	3/8-24X1.3/4*	25	U07041.037.0175	3/4-16X2.1/4*	5	U07041.075.0225
1/4-28X7/8 ft*	100	U07041.025.0087	3/8-24X2 Inch*	25	U07041.037.0200	3/4-16X2.1/2*	5	U07041.075.0250
1/4-28X1 Inch ft*	100	U07041.025.0100	3/8-24X2.1/2*	25	U07041.037.0250	3/4-16X2.3/4*	5	U07041.075.0275
1/4-28X1.1/4*	100	U07041.025.0125	3/8-24X3 Inch*	10	U07041.037.0300	3/4-16X3 Inch*	5	U07041.075.0300
1/4-28X1.1/2*	100	U07041.025.0150				3/4-16X3.1/2*	5	U07041.075.0350
1/4-28X1.3/4*	100	U07041.025.0175	1/2-20X1 Inch ft*	10	U07041.050.0100	3/4-16X4 Inch*	5	U07041.075.0400
1/4-28X2 Inch*	50	U07041.025.0200	1/2-20X1.1/4 ft*	10	U07041.050.0125			

- Marking in accordance with ASTM A574 with manufacturer's identification mark only.
- Attention: As the thread tolerance class for thread sizes up to and including 1 inch is 3A, plating can cause thread fit problems.
- Warning: electroplating of these products may cause hydrogen embrittlement.
- ft = fully threaded

U51041 Hexagon socket head cap screw UNF 1960 series / Cilinderschroef met binnenzeskant UNF 1960 serie / Vis à tête cylindrique à six pans creux série 1960 UNF

X15A

Thread Unified National Fine
Material Stainless steel ASTM F837 304
Class CW / CW1



d - TPI x L	✉	Art.number	d - TPI x L	✉	Art.number	d - TPI x L	✉	Art.number
#0-80X1/8 ft*	100	U51041.006.0012	#1-72X3/16 ft*	100	U51041.007.0018	#2-64X5/16 ft*	100	U51041.008.0031
#0-80X3/16 ft*	100	U51041.006.0018	#1-72X1/4 ft*	100	U51041.007.0025	#2-64X3/8 ft*	100	U51041.008.0037
#0-80X1/4 ft*	100	U51041.006.0025	#1-72X5/16 ft*	100	U51041.007.0031	#2-64X1/2 ft*	100	U51041.008.0050
#0-80X5/16 ft*	100	U51041.006.0031	#1-72X3/8 ft*	100	U51041.007.0037	#2-64X5/8 ft*	100	U51041.008.0062
#0-80X3/8 ft*	100	U51041.006.0037	#1-72X1/2 ft*	100	U51041.007.0050	#2-64X3/4*	100	U51041.008.0075
#0-80X1/2 ft*	100	U51041.006.0050	#1-72X5/8 ft*	100	U51041.007.0062	#2-64X1 Inch*	100	U51041.008.0100
#0-80X5/8*	100	U51041.006.0062	#1-72X3/4*	100	U51041.007.0075			
#0-80X3/4*	100	U51041.006.0075	#1-72X1 Inch*	100	U51041.007.0100	#3-56X3/16 ft*	100	U51041.009.0018
#0-80X1 Inch*	100	U51041.006.0100				#3-56X1/4 ft*	100	U51041.009.0025
			#2-64X3/16 ft*	100	U51041.008.0018	#3-56X5/16 ft*	100	U51041.009.0031
#1-72X1/8 ft*	100	U51041.007.0012	#2-64X1/4 ft*	100	U51041.008.0025	#3-56X3/8 ft*	100	U51041.009.0037

U51041 Hexagon socket head cap screw UNF 1960 series / Cilinderschroef met binnenzeskant UNF 1960 serie / Vis à tête cylindrique à six pans creux série 1960 UNF ←

d - TPI x L	✉	Art.number	d - TPI x L	✉	Art.number	d - TPI x L	✉	Art.number
#3-56X1/2 ft*	100	U51041.009.0050	#10-32X5/8 ft*	100	U51041.019.0062	5/16-24X2.3/4*	25	U51041.031.0275
#3-56X5/8 ft*	100	U51041.009.0062	#10-32X3/4 ft	100	U51041.019.0075	5/16-24X3 Inch*	25	U51041.031.0300
#3-56X3/4*	100	U51041.009.0075	#10-32X7/8 ft	100	U51041.019.0087	5/16-24X3.1/2*	25	U51041.031.0350
#3-56X1 Inch*	100	U51041.009.0100	#10-32X1 Inch	100	U51041.019.0100	5/16-24X4 Inch*	10	U51041.031.0400
			#10-32X1.1/8*	100	U51041.019.0112			
#4-48X3/16 ft*	100	U51041.011.0018	#10-32X1.1/4*	100	U51041.019.0125	3/8-24X1/2 ft*	50	U51041.037.0050
#4-48X1/4 ft*	100	U51041.011.0025	#10-32X1.3/8*	100	U51041.019.0137	3/8-24X5/8 ft*	50	U51041.037.0062
#4-48X5/16 ft*	100	U51041.011.0031	#10-32X1.1/2*	100	U51041.019.0150	3/8-24X3/4 ft*	50	U51041.037.0075
#4-48X3/8 ft*	100	U51041.011.0037	#10-32X1.3/4	100	U51041.019.0175	3/8-24X7/8 ft*	50	U51041.037.0087
#4-48X1/2 ft*	100	U51041.011.0050	#10-32X2 Inch	100	U51041.019.0200	3/8-24X1 Inch ft*	50	U51041.037.0100
#4-48X5/8 ft*	100	U51041.011.0062	#10-32X2.1/4*	100	U51041.019.0225	3/8-24X1.1/4 ft*	50	U51041.037.0125
#4-48X3/4 ft*	100	U51041.011.0075	#10-32X2.1/2*	100	U51041.019.0250	3/8-24X1.1/2	25	U51041.037.0150
#4-48X1 Inch*	100	U51041.011.0100	#10-32X2.3/4*	100	U51041.019.0275	3/8-24X1.3/4*	25	U51041.037.0175
			#10-32X3 Inch*	100	U51041.019.0300	3/8-24X2 Inch*	25	U51041.037.0200
#5-44X3/16 ft*	100	U51041.012.0018	#10-32X3.1/4*	100	U51041.019.0325	3/8-24X2.1/4*	25	U51041.037.0225
#5-44X1/4 ft*	100	U51041.012.0025	#10-32X3.1/2*	100	U51041.019.0350	3/8-24X2.1/2*	25	U51041.037.0250
#5-44X5/16 ft*	100	U51041.012.0031	#10-32X4 Inch*	100	U51041.019.0400	3/8-24X2.3/4*	25	U51041.037.0275
#5-44X3/8 ft*	100	U51041.012.0037				3/8-24X3 Inch*	10	U51041.037.0300
#5-44X1/2 ft*	100	U51041.012.0050	1/4-28X3/8 ft*	100	U51041.025.0037	3/8-24X3.1/2*	10	U51041.037.0350
#5-44X5/8 ft*	100	U51041.012.0062	1/4-28X7/16 ft*	100	U51041.025.0043	3/8-24X4 Inch*	10	U51041.037.0400
#5-44X3/4 ft*	100	U51041.012.0075	1/4-28X1/2 ft	100	U51041.025.0050	3/8-24X4.1/2*	10	U51041.037.0450
#5-44X1 Inch*	100	U51041.012.0100	1/4-28X5/8 ft	100	U51041.025.0062	3/8-24X5 Inch*	10	U51041.037.0500
			1/4-28X3/4 ft	100	U51041.025.0075	3/8-24X6 Inch	10	U51041.037.0600
#6-40X3/16 ft*	100	U51041.013.0018	1/4-28X7/8 ft*	100	U51041.025.0087			
#6-40X1/4 ft*	100	U51041.013.0025	1/4-28X1 Inch ft	100	U51041.025.0100	7/16-20X1 Inch ft*	25	U51041.043.0100
#6-40X5/16 ft*	100	U51041.013.0031	1/4-28X1.1/8*	100	U51041.025.0112	7/16-20X1.1/4 ft*	25	U51041.043.0125
#6-40X3/8 ft*	100	U51041.013.0037	1/4-28X1.1/4*	100	U51041.025.0125	7/16-20X1.1/2*	25	U51041.043.0150
#6-40X1/2 ft*	100	U51041.013.0050	1/4-28X1.1/2*	100	U51041.025.0150	7/16-20X2 Inch*	10	U51041.043.0200
#6-40X5/8 ft*	100	U51041.013.0062	1/4-28X1.3/4*	100	U51041.025.0175			
#6-40X3/4 ft*	100	U51041.013.0075	1/4-28X2 Inch*	50	U51041.025.0200	1/2-20X3/4 ft*	10	U51041.050.0075
#6-40X1 Inch*	100	U51041.013.0100	1/4-28X2.1/4*	50	U51041.025.0225	1/2-20X1 Inch ft*	10	U51041.050.0100
#6-40X1.1/4*	100	U51041.013.0125	1/4-28X2.1/2*	50	U51041.025.0250	1/2-20X1.1/4 ft*	10	U51041.050.0125
			1/4-28X3 Inch*	25	U51041.025.0300	1/2-20X1.1/2 ft*	10	U51041.050.0150
#8-36X1/4 ft	100	U51041.016.0025	1/4-28X3.1/2*	25	U51041.025.0350	1/2-20X1.3/4*	10	U51041.050.0175
#8-36X3/8 ft*	100	U51041.016.0037	1/4-28X4 Inch*	25	U51041.025.0400	1/2-20X2 Inch*	10	U51041.050.0200
#8-36X1/2 ft*	100	U51041.016.0050				1/2-20X2.1/4*	10	U51041.050.0225
#8-36X5/8 ft*	100	U51041.016.0062	5/16-24X3/8 ft*	100	U51041.031.0037	1/2-20X2.1/2*	10	U51041.050.0250
#8-36X3/4 ft*	100	U51041.016.0075	5/16-24X1/2 ft*	100	U51041.031.0050	1/2-20X3 Inch*	5	U51041.050.0300
#8-36X7/8 ft*	100	U51041.016.0087	5/16-24X5/8 ft*	100	U51041.031.0062	1/2-20X3.1/2*	5	U51041.050.0350
#8-36X1 Inch*	100	U51041.016.0100	5/16-24X3/4 ft*	100	U51041.031.0075	1/2-20X4 Inch*	5	U51041.050.0400
#8-36X1.1/4*	100	U51041.016.0125	5/16-24X7/8 ft*	100	U51041.031.0087	1/2-20X4.1/2*	5	U51041.050.0450
			5/16-24X1 Inch ft	50	U51041.031.0100	1/2-20X5 Inch*	5	U51041.050.0500
#10-32X3/16 ft*	100	U51041.019.0018	5/16-24X1.1/4*	50	U51041.031.0125	1/2-20X6 Inch*	5	U51041.050.0600
#10-32X1/4 ft*	100	U51041.019.0025	5/16-24X1.1/2*	50	U51041.031.0150			
#10-32X5/16 ft*	100	U51041.019.0031	5/16-24X1.3/4*	50	U51041.031.0175	5/8-18X1.1/2 ft*	10	U51041.062.0150
#10-32X3/8 ft	100	U51041.019.0037	5/16-24X2 Inch*	50	U51041.031.0200	5/8-18X1.3/4 ft*	10	U51041.062.0175
#10-32X7/16 ft*	100	U51041.019.0043	5/16-24X2.1/4*	25	U51041.031.0225	5/8-18X2 Inch*	5	U51041.062.0200
#10-32X1/2 ft	100	U51041.019.0050	5/16-24X2.1/2*	25	U51041.031.0250			

- ft = fully threaded

U55041 Hexagon socket head cap screw UNF 1960 series / Cilinderschroef met binnenzeskant UNF 1960 serie / Vis à tête cylindrique à six pans creux série 1960 UNF X15A

Thread Unified National Fine
Material Stainless steel ASTM F837 316
Class CW / CW1

RoHS



d - TPI x L	✉	Art.number	d - TPI x L	✉	Art.number	d - TPI x L	✉	Art.number
#10-32X1/4 ft*	100	U55041.019.0025	#10-32X1.1/4*	100	U55041.019.0125			
#10-32X3/8 ft*	100	U55041.019.0037	#10-32X1.1/2*	100	U55041.019.0150	5/16-24X3/4 ft*	100	U55041.031.0075
#10-32X1/2 ft*	100	U55041.019.0050	#10-32X2 Inch*	100	U55041.019.0200	5/16-24X1 Inch ft*	50	U55041.031.0100
#10-32X5/8 ft*	100	U55041.019.0062						
#10-32X3/4 ft*	100	U55041.019.0075	1/4-28X1/2 ft*	100	U55041.025.0050	3/8-24X3/4 ft*	50	U55041.037.0075
#10-32X7/8 ft*	100	U55041.019.0087	1/4-28X3/4 ft*	100	U55041.025.0075	3/8-24X1 Inch ft*	50	U55041.037.0100
#10-32X1 Inch*	100	U55041.019.0100	1/4-28X1 Inch ft*	100	U55041.025.0100			

- ft = fully threaded

Hexagon socket head cap screw UNF 1936 series

Cilinderschroef met binnenzeskant UNF 1936 serie / Vis à tête cylindrique à six pans creux série 1936 UNF

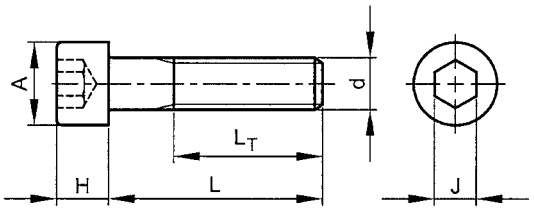

ASME B18.3



Technical Data

d	A	H	J	L_T (min.)	Threads per inch
No.10	5/16	0.19	5/32	0.88	32
1/4	3/8	1/4	3/16	1.00	28
5/16	7/16	5/16	7/32	1.12	24
3/8	9/16	3/8	5/16	1.25	24
1/2	3/4	1/2	3/8	1.50	20
5/8	7/8	5/8	1/2	1.75	18
3/4	1 Inch	3/4	9/16	2.00	16

07250 **Hexagon socket head cap screw UNF 1936 series / Cilinderschroef met binnenzeskant UNF 1936 serie / Vis à tête cylindrique à six pans creux série 1936 UNF** **X05A**

Thread Unified National Fine
Material Alloy steel ASTM A574
Surface treatment Mechanical zinc plated

RoHS



d - TPI x L	✉	Art.number	d - TPI x L	✉	Art.number	d - TPI x L	✉	Art.number
5/16-24X7/8 ft	100	07250.079.022	3/8-24X1 Inch ft	100	07250.096.025	1/2-20X1.1/2 ft	50	07250.127.038
5/16-24X1 Inch ft	100	07250.079.025	3/8-24X1.1/2	100	07250.096.038	1/2-20X1.3/4	50	07250.127.044

- Marking in accordance with ASTM A574 with manufacturer's identification mark only.
- Attention: As the thread tolerance class for thread sizes up to and including 1 inch is 3A, plating can cause thread fit problems.
- Warning: electroplating of these products may cause hydrogen embrittlement.

FABORY

Hexagon socket countersunk head screw UNC

Verzonken schroef met binnenzeskant UNC / Vis à tête fraisée à six pans creux UNC

2

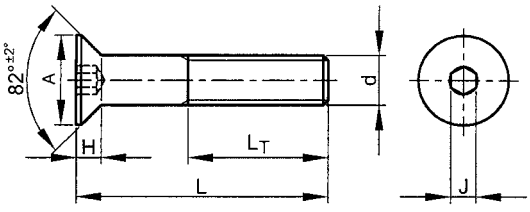

ASME B18.3



Technical Data

d	A	H	J	L_T (min.)	Threads per inch
No.2	0.197	0.064	0.050	0.62	56
No.3	0.226	0.073	1/16	0.62	48
No.4	0.255	0.083	1/16	0.75	40
No.5	0.281	0.09	5/64	0.75	40
No.6	0.307	0.097	5/64	0.75	32
No.8	0.359	0.112	3/32	0.88	32
No.10	0.411	0.127	1/8	0.88	24
1/4	0.531	0.161	5/32	1	20
5/16	0.656	0.198	3/16	1.12	18
3/8	0.781	0.234	7/32	1.25	16
7/16	0.844	0.234	1/4	1.38	14
1/2	0.938	0.251	5/16	1.5	13
5/8	1.188	0.324	3/8	1.75	11
3/4	1.438	0.396	1/2	2	10
7/8	1.688	0.468	9/16	2.25	9
1 Inch	1.938	0.54	5/8	2.5	8
1.1/4	2.438	0.683	7/8	3.12	7

- All dimensions in above table are in inches.
- Marking of these screws is not mandatory.
- Due to the unfavourable head geometry these fasteners have reduced loadability.
- Attention: As the thread tolerance class for thread sizes up to and including 1 inch is 3A, plating can cause thread fit problems.

Article groups

Thread	Driving features	Material	Class	Surface treatment	Code	Page
UNC	Hexagon socket	Alloy st. ASTM F835		Plain	U07410	2-108
UNC	Hexagon socket	Alloy st. ASTM F835		ZPL	U07415	2-109
UNC	Hexagon socket	St.st. ASTM F879 304	CW / CW1		U51060	2-110

U07410 **Hexagon socket countersunk head screw UNC / Verzonken schroef met binnenzeskant UNC / Vis à tête fraisée à six pans creux UNC** **X05A**

Thread Unified National Coarse
Material Alloy steel ASTM F835
Surface treatment Plain

RoHS



d - TPI x L	✉	Art.number	d - TPI x L	✉	Art.number	d - TPI x L	✉	Art.number
#2-56X1/8 ft*	100	U07410.008.0012	#4-40X5/16 ft*	100	U07410.011.0031	#6-32X3/8 ft	100	U07410.013.0037
#2-56X3/16 ft*	100	U07410.008.0018	#4-40X3/8 ft	100	U07410.011.0037	#6-32X7/16 ft*	100	U07410.013.0043
#2-56X1/4 ft*	100	U07410.008.0025	#4-40X7/16 ft*	100	U07410.011.0043	#6-32X1/2 ft	100	U07410.013.0050
#2-56X5/16 ft*	100	U07410.008.0031	#4-40X1/2 ft	100	U07410.011.0050	#6-32X5/8 ft	100	U07410.013.0062
#2-56X3/8 ft*	100	U07410.008.0037	#4-40X5/8 ft*	100	U07410.011.0062	#6-32X3/4 ft	100	U07410.013.0075
#2-56X1/2 ft*	100	U07410.008.0050	#4-40X3/4 ft*	100	U07410.011.0075	#6-32X7/8*	100	U07410.013.0087
#2-56X5/8 ft*	100	U07410.008.0062	#4-40X7/8*	100	U07410.011.0087	#6-32X1 Inch*	100	U07410.013.0100
#2-56X3/4*	100	U07410.008.0075	#4-40X1 Inch*	100	U07410.011.0100	#6-32X1.1/4*	100	U07410.013.0125
#2-56X7/8*	100	U07410.008.0087	#4-40X1.1/4*	100	U07410.011.0125	#6-32X1.1/2*	100	U07410.013.0150
#2-56X1 Inch*	100	U07410.008.0100				#6-32X1.3/4*	100	U07410.013.0175
			#5-40X1/4 ft*	100	U07410.012.0025	#6-32X2 Inch*	100	U07410.013.0200
#3-48X3/16 ft*	100	U07410.009.0018	#5-40X3/8 ft*	100	U07410.012.0037	#6-32X2.1/4*	100	U07410.013.0225
#3-48X1/4 ft*	100	U07410.009.0025	#5-40X1/2 ft	100	U07410.012.0050	#6-32X2.1/2*	100	U07410.013.0250
#3-48X5/16 ft*	100	U07410.009.0031	#5-40X5/8 ft*	100	U07410.012.0062			
#3-48X3/8 ft*	100	U07410.009.0037	#5-40X3/4 ft*	100	U07410.012.0075	#8-32X1/4 ft*	100	U07410.016.0025
#3-48X1/2 ft*	100	U07410.009.0050	#5-40X1 Inch*	100	U07410.012.0100	#8-32X5/16 ft*	100	U07410.016.0031
#3-48X5/8 ft*	100	U07410.009.0062	#5-40X1.1/4*	100	U07410.012.0125	#8-32X3/8 ft	100	U07410.016.0037
#3-48X3/4*	100	U07410.009.0075	#5-40X1.1/2*	100	U07410.012.0150	#8-32X7/16 ft*	100	U07410.016.0043
#3-48X1 Inch*	100	U07410.009.0100				#8-32X1/2 ft	100	U07410.016.0050
			#6-32X3/16 ft*	100	U07410.013.0018	#8-32X5/8 ft*	100	U07410.016.0062
#4-40X3/16 ft*	100	U07410.011.0018	#6-32X1/4 ft	100	U07410.013.0025	#8-32X3/4 ft	100	U07410.016.0075
#4-40X1/4 ft	100	U07410.011.0025	#6-32X5/16 ft*	100	U07410.013.0031	#8-32X7/8 ft*	100	U07410.016.0087

U07410 Hexagon socket countersunk head screw UNC / Verzonken schroef met binnenzeskant UNC / Vis à tête fraisée à six pans creux UNC

d - TPI x L	✉	Art.number	d - TPI x L	✉	Art.number	d - TPI x L	✉	Art.number
#8-32X1 Inch	100	U07410.016.0100	3/8-16X3/4 ft	50	U07410.037.0075	5/8-11X3.1/2*	5	U07410.062.0350
#8-32X1.1/4*	100	U07410.016.0125	3/8-16X7/8 ft*	50	U07410.037.0087	5/8-11X4 Inch*	5	U07410.062.0400
#8-32X1.1/2*	100	U07410.016.0150	3/8-16X1 Inch ft	50	U07410.037.0100	5/8-11X4.1/2*	5	U07410.062.0450
#8-32X1.3/4*	100	U07410.016.0175	3/8-16X1.1/4 ft	50	U07410.037.0125	5/8-11X5 Inch*	5	U07410.062.0500
#8-32X2 Inch*	100	U07410.016.0200	3/8-16X1.3/8*	50	U07410.037.0137	5/8-11X5.1/2*	5	U07410.062.0550
#8-32X2.1/4*	100	U07410.016.0225	3/8-16X1.1/2	25	U07410.037.0150	5/8-11X6 Inch*	5	U07410.062.0600
#8-32X2.1/2*	100	U07410.016.0250	3/8-16X1.3/4*	25	U07410.037.0175	5/8-11X6.1/2*	5	U07410.062.0650
			3/8-16X2 Inch	25	U07410.037.0200	5/8-11X7 Inch*	5	U07410.062.0700
#10-24X1/4 ft*	100	U07410.019.0025	3/8-16X2.1/4*	25	U07410.037.0225	5/8-11X8 Inch*	5	U07410.062.0800
#10-24X5/16 ft*	100	U07410.019.0031	3/8-16X2.1/2*	25	U07410.037.0250			
#10-24X3/8 ft	100	U07410.019.0037	3/8-16X2.3/4*	25	U07410.037.0275	3/4-10X1 Inch ft*	5	U07410.075.0100
#10-24X7/16 ft*	100	U07410.019.0043	3/8-16X3 Inch*	10	U07410.037.0300	3/4-10X1.1/4 ft*	5	U07410.075.0125
#10-24X1/2 ft	100	U07410.019.0050	3/8-16X3.1/2*	10	U07410.037.0350	3/4-10X1.1/2 ft*	5	U07410.075.0150
#10-24X5/8 ft	100	U07410.019.0062	3/8-16X4 Inch*	10	U07410.037.0400	3/4-10X1.3/4 ft*	5	U07410.075.0175
#10-24X3/4 ft	100	U07410.019.0075	3/8-16X4.1/2	10	U07410.037.0450	3/4-10X2 Inch ft*	5	U07410.075.0200
#10-24X7/8 ft*	100	U07410.019.0087	3/8-16X5 Inch*	10	U07410.037.0500	3/4-10X2.1/4*	5	U07410.075.0225
#10-24X1 Inch	100	U07410.019.0100	3/8-16X5.1/2*	10	U07410.037.0550	3/4-10X2.1/2*	5	U07410.075.0250
#10-24X1.1/4*	100	U07410.019.0125	3/8-16X6 Inch*	10	U07410.037.0600	3/4-10X2.3/4*	5	U07410.075.0275
#10-24X1.1/2*	100	U07410.019.0150				3/4-10X3 Inch*	5	U07410.075.0300
#10-24X1.3/4*	100	U07410.019.0175	7/16-14X3/4 ft*	25	U07410.043.0075	3/4-10X3.1/4*	5	U07410.075.0325
#10-24X2 Inch*	100	U07410.019.0200	7/16-14X7/8 ft*	25	U07410.043.0087	3/4-10X3.1/2*	5	U07410.075.0350
#10-24X2.1/4*	100	U07410.019.0225	7/16-14X1 Inch ft*	25	U07410.043.0100	3/4-10X4 Inch*	5	U07410.075.0400
#10-24X2.1/2*	100	U07410.019.0250	7/16-14X1.1/4 ft*	25	U07410.043.0125	3/4-10X4.1/2*	5	U07410.075.0450
#10-24X3 Inch*	100	U07410.019.0300	7/16-14X1.1/2*	25	U07410.043.0150	3/4-10X5 Inch*	5	U07410.075.0500
			7/16-14X1.3/4*	10	U07410.043.0175	3/4-10X6 Inch*	5	U07410.075.0600
1/4-20X3/8 ft	100	U07410.025.0037	7/16-14X2 Inch*	10	U07410.043.0200	3/4-10X6.1/2*	1	U07410.075.0650
1/4-20X1/2 ft	100	U07410.025.0050	7/16-14X2.1/4*	10	U07410.043.0225	3/4-10X7 Inch*	1	U07410.075.0700
1/4-20X5/8 ft	100	U07410.025.0062	7/16-14X2.1/2*	10	U07410.043.0250	3/4-10X8 Inch*	1	U07410.075.0800
1/4-20X3/4 ft	100	U07410.025.0075	7/16-14X3 Inch*	10	U07410.043.0300			
1/4-20X7/8 ft*	100	U07410.025.0087	7/16-14X3.1/2*	5	U07410.043.0350	7/8-9X2 Inch ft*	5	U07410.087.0200
1/4-20X1 Inch ft	100	U07410.025.0100	7/16-14X4 Inch*	5	U07410.043.0400	7/8-9X2.1/2*	5	U07410.087.0250
1/4-20X1.1/8	100	U07410.025.0112				7/8-9X3 Inch*	5	U07410.087.0300
1/4-20X1.1/4	100	U07410.025.0125	1/2-13X3/4 ft*	10	U07410.050.0075	7/8-9X3.1/2*	5	U07410.087.0350
1/4-20X1.1/2	100	U07410.025.0150	1/2-13X7/8 ft*	10	U07410.050.0087	7/8-9X4 Inch*	5	U07410.087.0400
1/4-20X1.3/4	100	U07410.025.0175	1/2-13X1 Inch ft	10	U07410.050.0100	7/8-9X4.1/2*	5	U07410.087.0450
1/4-20X2 Inch	50	U07410.025.0200	1/2-13X1.1/4 ft	10	U07410.050.0125	7/8-9X5 Inch*	5	U07410.087.0500
1/4-20X2.1/4*	50	U07410.025.0225	1/2-13X1.3/8 ft*	10	U07410.050.0137	7/8-9X6 Inch*	1	U07410.087.0600
1/4-20X2.1/2*	50	U07410.025.0250	1/2-13X1.1/2 ft	10	U07410.050.0150	7/8-9X6.1/2*	1	U07410.087.0650
1/4-20X2.3/4*	50	U07410.025.0275	1/2-13X1.3/4	10	U07410.050.0175	7/8-9X7 Inch*	1	U07410.087.0700
1/4-20X3 Inch*	25	U07410.025.0300	1/2-13X2 Inch	10	U07410.050.0200	7/8-9X8 Inch*	1	U07410.087.0800
1/4-20X3.1/2*	25	U07410.025.0350	1/2-13X2.1/4*	10	U07410.050.0225			
1/4-20X4 Inch*	25	U07410.025.0400	1/2-13X2.1/2*	10	U07410.050.0250	1.-8X2 Inch ft*	5	U07410.100.0200
			1/2-13X2.3/4*	10	U07410.050.0275	1.-8X2.1/4 ft*	5	U07410.100.0225
5/16-18X3/8 ft*	100	U07410.031.0037	1/2-13X3 Inch	5	U07410.050.0300	1.-8X2.1/2 ft*	5	U07410.100.0250
5/16-18X1/2 ft	100	U07410.031.0050	1/2-13X3.1/4*	5	U07410.050.0325	1.-8X2.3/4*	5	U07410.100.0275
5/16-18X5/8 ft	100	U07410.031.0062	1/2-13X3.1/2*	5	U07410.050.0350	1.-8X3 Inch*	5	U07410.100.0300
5/16-18X3/4 ft	100	U07410.031.0075	1/2-13X4 Inch*	5	U07410.050.0400	1.-8X3.1/2*	5	U07410.100.0350
5/16-18X7/8 ft*	100	U07410.031.0087	1/2-13X4.1/2*	5	U07410.050.0450	1.-8X4 Inch*	5	U07410.100.0400
5/16-18X1 Inch ft	50	U07410.031.0100	1/2-13X5 Inch*	5	U07410.050.0500	1.-8X4.1/2*	5	U07410.100.0450
5/16-18X1.1/8 ft*	50	U07410.031.0112	1/2-13X5.1/2*	5	U07410.050.0550	1.-8X5 Inch*	5	U07410.100.0500
5/16-18X1.1/4	50	U07410.031.0125	1/2-13X6 Inch*	5	U07410.050.0600	1.-8X6 Inch*	1	U07410.100.0600
5/16-18X1.1/2	50	U07410.031.0150	1/2-13X7 Inch*	5	U07410.050.0700	1.-8X6.1/2*	1	U07410.100.0650
5/16-18X1.3/4*	50	U07410.031.0175	1/2-13X8 Inch*	5	U07410.050.0800	1.-8X7 Inch*	1	U07410.100.0700
5/16-18X2 Inch*	50	U07410.031.0200				1.-8X8 Inch*	1	U07410.100.0800
5/16-18X2.1/4*	25	U07410.031.0225	5/8-11X1 Inch ft*	10	U07410.062.0100			
5/16-18X2.1/2*	25	U07410.031.0250	5/8-11X1.1/4 ft	10	U07410.062.0125	1.1/4-7X3 Inch ft*	1	U07410.125.0300
5/16-18X2.3/4*	25	U07410.031.0275	5/8-11X1.1/2 ft	10	U07410.062.0150	1.1/4-7X3.1/2*	1	U07410.125.0350
5/16-18X3 Inch*	25	U07410.031.0300	5/8-11X1.3/4 ft	10	U07410.062.0175	1.1/4-7X4 Inch*	1	U07410.125.0400
5/16-18X3.1/2*	25	U07410.031.0350	5/8-11X2 Inch	5	U07410.062.0200	1.1/4-7X5 Inch*	1	U07410.125.0500
5/16-18X4 Inch*	10	U07410.031.0400	5/8-11X2.1/4*	5	U07410.062.0225	1.1/4-7X6 Inch*	1	U07410.125.0600
			5/8-11X2.1/2*	5	U07410.062.0250	1.1/4-7X7 Inch*	1	U07410.125.0700
3/8-16X1/2 ft	50	U07410.037.0050	5/8-11X2.3/4*	5	U07410.062.0275	1.1/4-7X8 Inch*	1	U07410.125.0800
3/8-16X5/8 ft*	50	U07410.037.0062	5/8-11X3 Inch*	5	U07410.062.0300			

- ft = fully threaded

U07415 Hexagon socket countersunk head screw UNC / Verzonken schroef met binnenzeskant UNC / Vis à tête fraisée à six pans creux UNC

X05A

Thread Unified National Coarse
Material Alloy steel ASTM F835
Surface treatment Zinc plated

RoHS



d - TPI x L	✉	Art.number	d - TPI x L	✉	Art.number	d - TPI x L	✉	Art.number
#4-40X1/4 ft*	100	U07415.011.0025				#6-32X3/4 ft*	100	U07415.013.0075
#4-40X3/8 ft*	100	U07415.011.0037	#6-32X1/4 ft*	100	U07415.013.0025			
#4-40X1/2 ft*	100	U07415.011.0050	#6-32X3/8 ft*	100	U07415.013.0037	#8-32X3/8 ft*	100	U07415.016.0037
#4-40X5/8 ft*	100	U07415.011.0062	#6-32X1/2 ft*	100	U07415.013.0050	#8-32X1/2 ft*	100	U07415.016.0050
#4-40X3/4 ft*	100	U07415.011.0075	#6-32X5/8 ft*	100	U07415.013.0062	#8-32X5/8 ft*	100	U07415.016.0062
#4-40X1 Inch*	100	U07415.011.0100						

U07415 Hexagon socket countersunk head screw UNC / Verzonken schroef met binnenzeskant UNC / Vis à tête fraisée à six pans creux UNC ←

d - TPI x L	✉	Art.number	d - TPI x L	✉	Art.number	d - TPI x L	✉	Art.number
#8-32X3/4 ft*	100	U07415.016.0075	1/4-20X1.1/4*	100	U07415.025.0125	3/8-16X3/4 ft*	50	U07415.037.0075
#8-32X1 Inch*	100	U07415.016.0100	1/4-20X1.1/2*	100	U07415.025.0150	3/8-16X1 Inch ft*	50	U07415.037.0100
			1/4-20X1.3/4*	100	U07415.025.0175	3/8-16X1.1/4 ft*	50	U07415.037.0125
#10-24X3/8 ft*	100	U07415.019.0037	1/4-20X2 Inch*	50	U07415.025.0200	3/8-16X1.1/2*	25	U07415.037.0150
#10-24X1/2 ft*	100	U07415.019.0050				3/8-16X1.3/4*	25	U07415.037.0175
#10-24X5/8 ft*	100	U07415.019.0062	5/16-18X1/2 ft*	100	U07415.031.0050	3/8-16X2 Inch*	25	U07415.037.0200
#10-24X3/4 ft*	100	U07415.019.0075	5/16-18X5/8 ft*	100	U07415.031.0062			
#10-24X1 Inch*	100	U07415.019.0100	5/16-18X3/4 ft*	100	U07415.031.0075	1/2-13X3/4 ft*	10	U07415.050.0075
#10-24X1.1/4*	100	U07415.019.0125	5/16-18X1 Inch ft*	50	U07415.031.0100	1/2-13X1 Inch ft*	10	U07415.050.0100
#10-24X1.1/2*	100	U07415.019.0150	5/16-18X1.1/4*	50	U07415.031.0125	1/2-13X1.1/4 ft*	10	U07415.050.0125
			5/16-18X1.1/2*	50	U07415.031.0150	1/2-13X1.1/2 ft*	10	U07415.050.0150
1/4-20X3/8 ft*	100	U07415.025.0037	5/16-18X1.3/4*	50	U07415.031.0175	1/2-13X1.3/4*	10	U07415.050.0175
1/4-20X1/2 ft*	100	U07415.025.0050	5/16-18X2 Inch*	50	U07415.031.0200	1/2-13X2 Inch*	10	U07415.050.0200
1/4-20X5/8 ft*	100	U07415.025.0062	5/16-18X2.1/2*	25	U07415.031.0250	1/2-13X2.1/2*	10	U07415.050.0250
1/4-20X3/4 ft	100	U07415.025.0075				1/2-13X3 Inch*	5	U07415.050.0300
1/4-20X1 Inch ft*	100	U07415.025.0100	3/8-16X1/2 ft*	50	U07415.037.0050			

- ft = fully threaded

U51060 Hexagon socket countersunk head screw UNC / Verzonken schroef met binnenzeskant UNC / Vis à tête fraisée à six pans creux UNC X15A

Thread Unified National Coarse
Material Stainless steel ASTM F879 304
Class CW / CW1

RoHS



d - TPI x L	✉	Art.number	d - TPI x L	✉	Art.number	d - TPI x L	✉	Art.number
#2-56X1/8 ft*	100	U51060.008.0012				5/16-18X2.1/4*	25	U51060.031.0225
#2-56X3/16 ft*	100	U51060.008.0018	#8-32X1/4 ft	100	U51060.016.0025	5/16-18X2.1/2*	25	U51060.031.0250
#2-56X1/4 ft	100	U51060.008.0025	#8-32X5/16 ft*	100	U51060.016.0031	5/16-18X3 Inch*	25	U51060.031.0300
#2-56X5/16 ft*	100	U51060.008.0031	#8-32X3/8 ft	100	U51060.016.0037			
#2-56X3/8 ft*	100	U51060.008.0037	#8-32X7/16 ft*	100	U51060.016.0043	3/8-16X1/2 ft*	50	U51060.037.0050
#2-56X1/2 ft*	100	U51060.008.0050	#8-32X1/2 ft*	100	U51060.016.0050	3/8-16X5/8 ft*	50	U51060.037.0062
#2-56X5/8 ft*	100	U51060.008.0062	#8-32X5/8 ft*	100	U51060.016.0062	3/8-16X3/4 ft	50	U51060.037.0075
#2-56X3/4*	100	U51060.008.0075	#8-32X3/4 ft*	100	U51060.016.0075	3/8-16X7/8 ft*	50	U51060.037.0087
#2-56X7/8*	100	U51060.008.0087	#8-32X7/8 ft*	100	U51060.016.0087	3/8-16X1 Inch ft	50	U51060.037.0100
#2-56X1 Inch*	100	U51060.008.0100	#8-32X1 Inch*	100	U51060.016.0100	3/8-16X1.1/4 ft*	50	U51060.037.0125
			#8-32X1.1/4	100	U51060.016.0125	3/8-16X1.1/2*	25	U51060.037.0150
#3-48X3/16 ft*	100	U51060.009.0018	#8-32X1.1/2*	100	U51060.016.0150	3/8-16X1.3/4*	25	U51060.037.0175
#3-48X1/4 ft*	100	U51060.009.0025	#8-32X1.3/4*	100	U51060.016.0175	3/8-16X2 Inch*	25	U51060.037.0200
#3-48X5/16 ft*	100	U51060.009.0031				3/8-16X2.1/4*	25	U51060.037.0225
#3-48X3/8 ft*	100	U51060.009.0037	#10-24X5/16 ft*	100	U51060.019.0031	3/8-16X2.1/2*	25	U51060.037.0250
#3-48X1/2 ft*	100	U51060.009.0050	#10-24X3/8 ft*	100	U51060.019.0037	3/8-16X3 Inch*	10	U51060.037.0300
#3-48X5/8 ft*	100	U51060.009.0062	#10-24X7/16 ft*	100	U51060.019.0043			
#3-48X3/4*	100	U51060.009.0075	#10-24X1/2 ft	100	U51060.019.0050	1/2-13X3/4 ft*	10	U51060.050.0075
#3-48X1 Inch*	100	U51060.009.0100	#10-24X5/8 ft*	100	U51060.019.0062	1/2-13X7/8 ft*	10	U51060.050.0087
			#10-24X3/4 ft*	100	U51060.019.0075	1/2-13X1 Inch ft*	10	U51060.050.0100
#4-40X3/16 ft*	100	U51060.011.0018	#10-24X7/8 ft*	100	U51060.019.0087	1/2-13X1.1/4 ft*	10	U51060.050.0125
#4-40X1/4 ft*	100	U51060.011.0025	#10-24X1 Inch*	100	U51060.019.0100	1/2-13X1.1/2 ft*	10	U51060.050.0150
#4-40X5/16 ft*	100	U51060.011.0031	#10-24X1.1/4*	100	U51060.019.0125	1/2-13X1.3/4*	10	U51060.050.0175
#4-40X3/8 ft	100	U51060.011.0037	#10-24X1.1/2*	100	U51060.019.0150	1/2-13X2 Inch*	10	U51060.050.0200
#4-40X7/16 ft*	100	U51060.011.0043	#10-24X1.3/4*	100	U51060.019.0175	1/2-13X2.1/4*	10	U51060.050.0225
#4-40X1/2 ft	100	U51060.011.0050	#10-24X2 Inch*	100	U51060.019.0200	1/2-13X2.1/2*	10	U51060.050.0250
#4-40X5/8 ft*	100	U51060.011.0062				1/2-13X3 Inch*	5	U51060.050.0300
#4-40X3/4 ft*	100	U51060.011.0075	1/4-20X3/8 ft*	100	U51060.025.0037	1/2-13X3.1/2*	5	U51060.050.0350
#4-40X1 Inch*	100	U51060.011.0100	1/4-20X1/2 ft	100	U51060.025.0050	1/2-13X4 Inch*	5	U51060.050.0400
			1/4-20X5/8 ft*	100	U51060.025.0062			
#5-40X1/4 ft*	100	U51060.012.0025	1/4-20X3/4 ft	100	U51060.025.0075	5/8-11X1 Inch ft*	10	U51060.062.0100
#5-40X5/16 ft*	100	U51060.012.0031	1/4-20X7/8 ft*	100	U51060.025.0087	5/8-11X1.1/4 ft*	10	U51060.062.0125
#5-40X3/8 ft*	100	U51060.012.0037	1/4-20X1 Inch ft	100	U51060.025.0100	5/8-11X1.1/2 ft*	10	U51060.062.0150
#5-40X1/2 ft*	100	U51060.012.0050	1/4-20X1.1/4*	100	U51060.025.0125	5/8-11X1.3/4 ft*	10	U51060.062.0175
#5-40X5/8 ft*	100	U51060.012.0062	1/4-20X1.1/2	100	U51060.025.0150	5/8-11X2 Inch*	5	U51060.062.0200
#5-40X3/4 ft*	100	U51060.012.0075	1/4-20X1.3/4*	100	U51060.025.0175	5/8-11X2.1/4*	5	U51060.062.0225
#5-40X1 Inch*	100	U51060.012.0100	1/4-20X2 Inch	50	U51060.025.0200	5/8-11X2.1/2*	5	U51060.062.0250
			1/4-20X2.1/2*	50	U51060.025.0250	5/8-11X3 Inch*	5	U51060.062.0300
#6-32X1/4 ft*	100	U51060.013.0025				5/8-11X3.1/2*	5	U51060.062.0350
#6-32X5/16 ft*	100	U51060.013.0031	5/16-18X3/8 ft*	100	U51060.031.0037	5/8-11X4 Inch*	5	U51060.062.0400
#6-32X3/8 ft*	100	U51060.013.0037	5/16-18X1/2 ft*	100	U51060.031.0050			
#6-32X7/16 ft*	100	U51060.013.0043	5/16-18X5/8 ft*	100	U51060.031.0062	3/4-10X1.1/4 ft*	5	U51060.075.0125
#6-32X1/2 ft*	100	U51060.013.0050	5/16-18X3/4 ft	100	U51060.031.0075	3/4-10X1.1/2 ft*	5	U51060.075.0150
#6-32X5/8 ft*	100	U51060.013.0062	5/16-18X7/8 ft*	100	U51060.031.0087	3/4-10X1.3/4 ft*	5	U51060.075.0175
#6-32X3/4 ft*	100	U51060.013.0075	5/16-18X1 Inch ft	50	U51060.031.0100	3/4-10X2 Inch ft*	5	U51060.075.0200
#6-32X7/8*	100	U51060.013.0087	5/16-18X1.1/4*	50	U51060.031.0125	3/4-10X2.1/2*	5	U51060.075.0250
#6-32X1 Inch*	100	U51060.013.0100	5/16-18X1.1/2*	50	U51060.031.0150	3/4-10X3 Inch*	5	U51060.075.0300
#6-32X1.1/4*	100	U51060.013.0125	5/16-18X1.3/4*	50	U51060.031.0175	3/4-10X3.1/2*	5	U51060.075.0350
#6-32X1.1/2*	100	U51060.013.0150	5/16-18X2 Inch*	50	U51060.031.0200	3/4-10X4 Inch*	5	U51060.075.0400

- ft = fully threaded

Hexagon socket countersunk head screw UNF

Verzonken schroef met binnenzeskant UNF / Vis à tête fraisée à six pans creux UNF

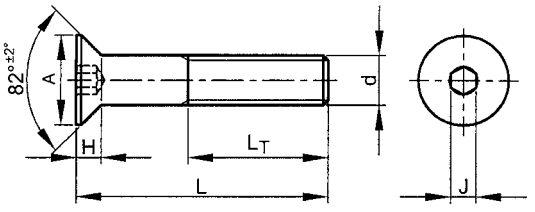

ASME B18.3



Technical Data

d	A	H	J	L_T (min.)	Threads per inch
No.0	0.138	0.044	0.035	0.5	80
No.1	0.168	0.054	0.050	0.62	72
No.4	0.255	0.083	1/16	0.75	48
No.6	0.307	0.097	5/64	0.75	40
No.8	0.359	0.112	3/32	0.88	36
No.10	0.411	0.127	1/8	0.88	32
1/4	0.531	0.161	5/32	1	28
5/16	0.656	0.198	3/16	1.12	24
3/8	0.781	0.234	7/32	1.25	24
7/16	0.844	0.234	1/4	1.38	20
1/2	0.938	0.251	5/16	1.5	20
5/8	1.188	0.324	3/8	1.75	18
3/4	1.438	0.396	1/2	2	16

- All dimensions in above table are in inches.
- Marking of these screws is not mandatory.
- Due to the unfavourable head geometry these fasteners have reduced loadability.
- Attention: As the thread tolerance class for thread sizes up to and including 1 inch is 3A, plating can cause thread fit problems.

Article groups

Thread	Driving features	Material	Class	Surface treatment	Code	Page
UNF	Hexagon socket	Alloy st. ASTM F835		Plain	U07566	2-111
UNF	Hexagon socket	Alloy st. ASTM F835		ZPL	U07567	2-112
UNF	Hexagon socket	St.st. ASTM F879 304	CW / CW1		U51566	2-112

U07566 **Hexagon socket countersunk head screw UNF / Verzonken schroef met binnenzeskant UNF / Vis à tête fraisée à six pans creux UNF** **X05A**

Thread Unified National Fine
Material Alloy steel ASTM F835
Surface treatment Plain



d - TPI x L	✉	Art.number	d - TPI x L	✉	Art.number	d - TPI x L	✉	Art.number
#0-80X1/8 ft*	100	U07566.006.0012	#6-40X1/4 ft*	100	U07566.013.0025	#10-32X2.1/4*	100	U07566.019.0225
#0-80X3/16 ft*	100	U07566.006.0018	#6-40X3/8 ft*	100	U07566.013.0037	#10-32X2.1/2*	100	U07566.019.0250
#0-80X1/4 ft*	100	U07566.006.0025	#6-40X1/2 ft*	100	U07566.013.0050	#10-32X3 Inch*	100	U07566.019.0300
#0-80X5/16 ft*	100	U07566.006.0031	#6-40X5/8 ft*	100	U07566.013.0062			
#0-80X3/8 ft*	100	U07566.006.0037	#6-40X3/4 ft*	100	U07566.013.0075	1/4-28X3/8 ft*	100	U07566.025.0037
#0-80X1/2 ft*	100	U07566.006.0050	#6-40X1 Inch*	100	U07566.013.0100	1/4-28X1/2 ft	100	U07566.025.0050
#0-80X5/8*	100	U07566.006.0062				1/4-28X5/8 ft*	100	U07566.025.0062
#0-80X3/4*	100	U07566.006.0075	#8-36X3/8 ft*	100	U07566.016.0037	1/4-28X3/4 ft*	100	U07566.025.0075
#0-80X1 Inch*	100	U07566.006.0100	#8-36X1/2 ft*	100	U07566.016.0050	1/4-28X7/8 ft	100	U07566.025.0087
			#8-36X5/8 ft*	100	U07566.016.0062	1/4-28X1 Inch ft	100	U07566.025.0100
#1-72X1/8 ft*	100	U07566.007.0012	#8-36X3/4 ft*	100	U07566.016.0075	1/4-28X1.1/4*	100	U07566.025.0125
#1-72X3/16 ft*	100	U07566.007.0018	#8-36X1 Inch*	100	U07566.016.0100	1/4-28X1.1/2	100	U07566.025.0150
#1-72X1/4 ft*	100	U07566.007.0025				1/4-28X1.3/4*	100	U07566.025.0175
#1-72X5/16 ft*	100	U07566.007.0031	#10-32X1/4 ft*	100	U07566.019.0025	1/4-28X2 Inch*	50	U07566.025.0200
#1-72X3/8 ft*	100	U07566.007.0037	#10-32X5/16 ft*	100	U07566.019.0031	1/4-28X2.1/4*	50	U07566.025.0225
#1-72X1/2 ft*	100	U07566.007.0050	#10-32X3/8 ft	100	U07566.019.0037	1/4-28X2.1/2*	50	U07566.025.0250
#1-72X5/8 ft*	100	U07566.007.0062	#10-32X7/16 ft*	100	U07566.019.0043	1/4-28X3 Inch*	25	U07566.025.0300
#1-72X3/4*	100	U07566.007.0075	#10-32X1/2 ft	100	U07566.019.0050	1/4-28X3.1/2*	25	U07566.025.0350
#1-72X1 Inch*	100	U07566.007.0100	#10-32X5/8 ft	100	U07566.019.0062			
			#10-32X3/4 ft	100	U07566.019.0075	5/16-24X3/8 ft*	100	U07566.031.0037
#4-48X1/4 ft*	100	U07566.011.0025	#10-32X7/8 ft*	100	U07566.019.0087	5/16-24X1/2 ft*	100	U07566.031.0050
#4-48X3/8 ft*	100	U07566.011.0037	#10-32X1 Inch	100	U07566.019.0100	5/16-24X5/8 ft*	100	U07566.031.0062
#4-48X1/2 ft*	100	U07566.011.0050	#10-32X1.1/8*	100	U07566.019.0112	5/16-24X3/4 ft*	100	U07566.031.0075
#4-48X5/8 ft*	100	U07566.011.0062	#10-32X1.1/4	100	U07566.019.0125	5/16-24X7/8 ft*	100	U07566.031.0087
#4-48X3/4 ft*	100	U07566.011.0075	#10-32X1.1/2*	100	U07566.019.0150	5/16-24X1 Inch ft	50	U07566.031.0100
#4-48X1 Inch*	100	U07566.011.0100	#10-32X1.3/4*	100	U07566.019.0175	5/16-24X1.1/4*	50	U07566.031.0125
			#10-32X2 Inch*	100	U07566.019.0200	5/16-24X1.1/2*	50	U07566.031.0150

U07566 Hexagon socket countersunk head screw UNF / Verzonken schroef met binnenzeskant UNF / Vis à tête fraisée à six pans creux UNF

d - TPI x L	✉	Art.number	d - TPI x L	✉	Art.number	d - TPI x L	✉	Art.number
5/16-24X1.3/4*	50	U07566.031.0175				5/8-18X1 Inch ft*	10	U07566.062.0100
5/16-24X2 Inch*	50	U07566.031.0200	7/16-20X3/4 ft*	25	U07566.043.0075	5/8-18X1.1/4 ft*	10	U07566.062.0125
5/16-24X2.1/4*	25	U07566.031.0225	7/16-20X1 Inch ft*	25	U07566.043.0100	5/8-18X1.1/2 ft	10	U07566.062.0150
5/16-24X2.1/2*	25	U07566.031.0250	7/16-20X1.1/4 ft*	25	U07566.043.0125	5/8-18X1.3/4 ft*	10	U07566.062.0175
5/16-24X3 Inch*	25	U07566.031.0300	7/16-20X1.1/2*	25	U07566.043.0150	5/8-18X2 Inch*	5	U07566.062.0200
5/16-24X3.1/2*	25	U07566.031.0350	7/16-20X1.3/4*	10	U07566.043.0175	5/8-18X2.1/4*	5	U07566.062.0225
			7/16-20X2 Inch*	10	U07566.043.0200	5/8-18X2.1/2*	5	U07566.062.0250
3/8-24X1/2 ft*	50	U07566.037.0050	7/16-20X2.1/2*	10	U07566.043.0250	5/8-18X3 Inch*	5	U07566.062.0300
3/8-24X5/8 ft*	50	U07566.037.0062	7/16-20X3 Inch*	10	U07566.043.0300	5/8-18X3.1/2*	5	U07566.062.0350
3/8-24X3/4 ft*	50	U07566.037.0075				5/8-18X4 Inch*	5	U07566.062.0400
3/8-24X7/8 ft*	50	U07566.037.0087	1/2-20X3/4 ft*	10	U07566.050.0075			
3/8-24X1 Inch ft	50	U07566.037.0100	1/2-20X1 Inch ft	10	U07566.050.0100	3/4-16X1.1/4 ft*	5	U07566.075.0125
3/8-24X1.1/4 ft*	50	U07566.037.0125	1/2-20X1.1/4 ft*	10	U07566.050.0125	3/4-16X1.1/2 ft*	5	U07566.075.0150
3/8-24X1.1/2	25	U07566.037.0150	1/2-20X1.1/2 ft*	10	U07566.050.0150	3/4-16X1.3/4 ft*	5	U07566.075.0175
3/8-24X1.3/4*	25	U07566.037.0175	1/2-20X1.3/4*	10	U07566.050.0175	3/4-16X2 Inch ft*	5	U07566.075.0200
3/8-24X2 Inch*	25	U07566.037.0200	1/2-20X2 Inch*	10	U07566.050.0200	3/4-16X2.1/4*	5	U07566.075.0225
3/8-24X2.1/4*	25	U07566.037.0225	1/2-20X2.1/4*	10	U07566.050.0225	3/4-16X2.1/2*	5	U07566.075.0250
3/8-24X2.1/2*	25	U07566.037.0250	1/2-20X2.1/2*	10	U07566.050.0250	3/4-16X3 Inch*	5	U07566.075.0300
3/8-24X2.3/4*	25	U07566.037.0275	1/2-20X3 Inch*	5	U07566.050.0300	3/4-16X3.1/2*	5	U07566.075.0350
3/8-24X3 Inch*	10	U07566.037.0300	1/2-20X3.1/2*	5	U07566.050.0350	3/4-16X4 Inch*	5	U07566.075.0400
3/8-24X3.1/4*	10	U07566.037.0325	1/2-20X4 Inch*	5	U07566.050.0400			
3/8-24X3.1/2*	10	U07566.037.0350						

- ft = fully threaded

U07567 Hexagon socket countersunk head screw UNF / Verzonken schroef met binnenzeskant UNF / Vis à tête fraisée à six pans creux UNF

X05A

Thread Unified National Fine
Material Alloy steel ASTM F835
Surface treatment Zinc plated



d - TPI x L	✉	Art.number	d - TPI x L	✉	Art.number	d - TPI x L	✉	Art.number
#10-32X3/8*	100	U07567.019.0037	1/4-28X1/2*	100	U07567.025.0050	5/16-24X1.1/2*	50	U07567.031.0150
#10-32X1/2*	100	U07567.019.0050	1/4-28X5/8*	100	U07567.025.0062			
#10-32X5/8*	100	U07567.019.0062	1/4-28X3/4*	100	U07567.025.0075	3/8-24X1 Inch*	50	U07567.037.0100
#10-32X3/4*	100	U07567.019.0075	1/4-28X1 Inch*	100	U07567.025.0100	3/8-24X1.1/4*	50	U07567.037.0125
#10-32X7/8*	100	U07567.019.0087	1/4-28X1.1/4*	100	U07567.025.0125	3/8-24X1.1/2*	25	U07567.037.0150
#10-32X1 Inch*	100	U07567.019.0100	1/4-28X1.1/2*	100	U07567.025.0150			
#10-32X1.1/4*	100	U07567.019.0125				1/2-20X1 Inch*	10	U07567.050.0100
#10-32X1.1/2*	100	U07567.019.0150	5/16-24X5/8*	100	U07567.031.0062	1/2-20X1.1/2*	10	U07567.050.0150
#10-32X2 Inch*	100	U07567.019.0200	5/16-24X3/4*	100	U07567.031.0075	1/2-20X2 Inch*	10	U07567.050.0200
			5/16-24X1 Inch*	50	U07567.031.0100	1/2-20X2.1/2*	10	U07567.050.0250

U51566 Hexagon socket countersunk head screw UNF / Verzonken schroef met binnenzeskant UNF / Vis à tête fraisée à six pans creux UNF

X15A

Thread Unified National Fine
Material Stainless steel ASTM F879 304
Class CW / CW1



d - TPI x L	✉	Art.number	d - TPI x L	✉	Art.number	d - TPI x L	✉	Art.number
#0-80X1/8 ft*	100	U51566.006.0012	#6-40X1 Inch*	100	U51566.013.0100	#10-32X2.1/4*	100	U51566.019.0225
#0-80X3/16 ft*	100	U51566.006.0018						
#0-80X1/4 ft*	100	U51566.006.0025	#10-32X5/16 ft*	100	U51566.019.0031	1/4-28X3/8 ft*	100	U51566.025.0037
#0-80X5/16 ft*	100	U51566.006.0031	#10-32X3/8 ft	100	U51566.019.0037	1/4-28X1/2 ft*	100	U51566.025.0050
#0-80X3/8 ft*	100	U51566.006.0037	#10-32X7/16 ft*	100	U51566.019.0043	1/4-28X5/8 ft*	100	U51566.025.0062
#0-80X1/2 ft*	100	U51566.006.0050	#10-32X1/2 ft*	100	U51566.019.0050	1/4-28X3/4 ft*	100	U51566.025.0075
			#10-32X5/8 ft*	100	U51566.019.0062	1/4-28X7/8 ft*	100	U51566.025.0087
#1-72X1/8 ft*	100	U51566.007.0012	#10-32X3/4 ft	100	U51566.019.0075	1/4-28X1 Inch ft*	100	U51566.025.0100
#1-72X3/16 ft*	100	U51566.007.0018	#10-32X7/8 ft*	100	U51566.019.0087	1/4-28X1.1/4*	100	U51566.025.0125
#1-72X1/4 ft*	100	U51566.007.0025	#10-32X1 Inch*	100	U51566.019.0100	1/4-28X1.1/2*	100	U51566.025.0150
#1-72X5/16 ft*	100	U51566.007.0031	#10-32X1.1/4*	100	U51566.019.0125	1/4-28X1.3/4*	100	U51566.025.0175
#1-72X3/8 ft*	100	U51566.007.0037	#10-32X1.1/2*	100	U51566.019.0150	1/4-28X2 Inch*	50	U51566.025.0200
#1-72X1/2 ft*	100	U51566.007.0050	#10-32X1.3/4*	100	U51566.019.0175			
			#10-32X2 Inch*	100	U51566.019.0200	5/16-24X3/8 ft*	100	U51566.031.0037
#6-40X3/8 ft*	100	U51566.013.0037						

- ft = fully threaded

Hexagon socket button head screw UNC

Laagbolkopschroef met binnenzeskant UNC / Vis à tête cylindrique bombée plate à six pans creux UNC

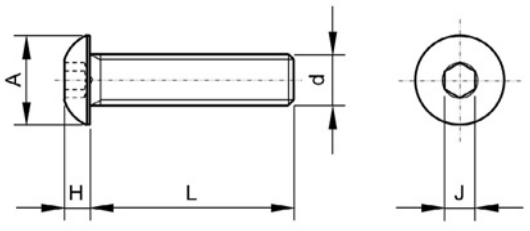

ASME B18.3



Technical Data

d	A	H	J	Threads per inch
No.1	0.139	0.039	0.050	64
No.2	0.164	0.046	0.050	56
No.3	0.188	0.052	1/16	48
No.4	0.213	0.059	1/16	40
No.5	0.238	0.066	5/64	40
No.6	0.262	0.073	5/64	32
No.8	0.312	0.087	3/32	32
No.10	0.361	0.101	1/8	24
1/4	0.437	0.132	5/32	20
5/16	0.547	0.166	3/16	18
3/8	0.656	0.199	7/32	16
1/2	0.875	0.265	5/16	13
5/8	1.000	0.331	3/8	11

- All dimensions in above table are in inches.
- Marking of these screws is not mandatory.
- Due to the unfavourable head geometry these fasteners have reduced loadability.
- Attention: As the thread tolerance class for thread sizes up to and including 1 inch is 3A, plating can cause thread fit problems.

Article groups

Thread	Driving features	Material	Class	Surface treatment	Code	Page
UNC	Hexagon socket	Alloy st. ASTM F835		Plain	U07150	2-113
UNC	Hexagon socket	Alloy st. ASTM F835		ZPL	U07151	2-114
UNC	Hexagon socket	St.st. ASTM F879 304	CW / CW1		U51030	2-114

U07150 **Hexagon socket button head screw UNC / Laagbolkopschroef met binnenzeskant UNC / Vis à tête cylindrique bombée plate à six pans creux UNC** **X05A**

Thread Unified National Coarse
Material Alloy steel ASTM F835
Surface treatment Plain

RoHS



d - TPI x L	✉	Art.number	d - TPI x L	✉	Art.number	d - TPI x L	✉	Art.number
#1-64X3/8*	100	U07150.007.0037	#4-40X1/4	100	U07150.011.0025	#6-32X1.1/4*	100	U07150.013.0125
#1-64X1/2*	100	U07150.007.0050	#4-40X5/16*	100	U07150.011.0031	#6-32X1.1/2*	100	U07150.013.0150
#1-64X3/4*	100	U07150.007.0075	#4-40X3/8	100	U07150.011.0037	#6-32X2 Inch*	100	U07150.013.0200
			#4-40X7/16*	100	U07150.011.0043			
#2-56X1/8*	100	U07150.008.0012	#4-40X1/2*	100	U07150.011.0050	#8-32X3/16*	100	U07150.016.0018
#2-56X3/16*	100	U07150.008.0018	#4-40X5/8*	100	U07150.011.0062	#8-32X1/4	100	U07150.016.0025
#2-56X1/4	100	U07150.008.0025	#4-40X3/4*	100	U07150.011.0075	#8-32X5/16*	100	U07150.016.0031
#2-56X5/16*	100	U07150.008.0031	#4-40X7/8*	100	U07150.011.0087	#8-32X3/8	100	U07150.016.0037
#2-56X3/8*	100	U07150.008.0037	#4-40X1 Inch*	100	U07150.011.0100	#8-32X1/2	100	U07150.016.0050
#2-56X1/2*	100	U07150.008.0050				#8-32X5/8*	100	U07150.016.0062
#2-56X5/8*	100	U07150.008.0062	#5-40X1/4*	100	U07150.012.0025	#8-32X3/4	100	U07150.016.0075
#2-56X3/4*	100	U07150.008.0075	#5-40X3/8	100	U07150.012.0037	#8-32X1 Inch*	100	U07150.016.0100
#2-56X1 Inch*	100	U07150.008.0100	#5-40X1/2*	100	U07150.012.0050	#8-32X1.1/4*	100	U07150.016.0125
			#5-40X3/4*	100	U07150.012.0075	#8-32X1.1/2*	100	U07150.016.0150
#3-48X3/16*	100	U07150.009.0018	#5-40X1 Inch*	100	U07150.012.0100	#8-32X2 Inch*	100	U07150.016.0200
#3-48X1/4*	100	U07150.009.0025						
#3-48X5/16*	100	U07150.009.0031	#6-32X3/16*	100	U07150.013.0018	#10-24X1/4	100	U07150.019.0025
#3-48X3/8*	100	U07150.009.0037	#6-32X1/4	100	U07150.013.0025	#10-24X3/8	100	U07150.019.0037
#3-48X1/2*	100	U07150.009.0050	#6-32X5/16*	100	U07150.013.0031	#10-24X1/2	100	U07150.019.0050
#3-48X5/8*	100	U07150.009.0062	#6-32X3/8	100	U07150.013.0037	#10-24X5/8*	100	U07150.019.0062
#3-48X3/4*	100	U07150.009.0075	#6-32X1/2	100	U07150.013.0050	#10-24X3/4*	100	U07150.019.0075
#3-48X1 Inch*	100	U07150.009.0100	#6-32X5/8*	100	U07150.013.0062	#10-24X7/8*	100	U07150.019.0087
			#6-32X3/4*	100	U07150.013.0075	#10-24X1 Inch	100	U07150.019.0100
#4-40X1/8*	100	U07150.011.0012	#6-32X7/8*	100	U07150.013.0087	#10-24X1.1/4*	100	U07150.019.0125
#4-40X3/16*	100	U07150.011.0018	#6-32X1 Inch*	100	U07150.013.0100	#10-24X1.1/2*	100	U07150.019.0150

U07150 Hexagon socket button head screw UNC / Laagbolkopschroef met binnenzeskant UNC / Vis à tête cylindrique bombée plate à six pans creux UNC

d - TPI x L	✉	Art.number	d - TPI x L	✉	Art.number	d - TPI x L	✉	Art.number
#10-24X2 Inch*	100	U07150.019.0200	5/16-18X7/8*	100	U07150.031.0087	3/8-16X2.3/4*	25	U07150.037.0275
			5/16-18X1 Inch	50	U07150.031.0100			
1/4-20X3/8	100	U07150.025.0037	5/16-18X1.1/4*	50	U07150.031.0125	1/2-13X3/4*	10	U07150.050.0075
1/4-20X1/2	100	U07150.025.0050	5/16-18X1.1/2	50	U07150.031.0150	1/2-13X1 Inch*	10	U07150.050.0100
1/4-20X5/8	100	U07150.025.0062	5/16-18X2 Inch*	50	U07150.031.0200	1/2-13X1.1/4	10	U07150.050.0125
1/4-20X3/4	100	U07150.025.0075				1/2-13X1.1/2*	10	U07150.050.0150
1/4-20X1 Inch	100	U07150.025.0100	3/8-16X1/2*	50	U07150.037.0050	1/2-13X1.3/4*	10	U07150.050.0175
1/4-20X1.1/2	100	U07150.025.0150	3/8-16X5/8*	50	U07150.037.0062	1/2-13X2 Inch*	10	U07150.050.0200
1/4-20X2 Inch*	50	U07150.025.0200	3/8-16X3/4	50	U07150.037.0075	1/2-13X2.1/2*	10	U07150.050.0250
1/4-20X2.1/2*	50	U07150.025.0250	3/8-16X7/8*	50	U07150.037.0087	1/2-13X3 Inch*	5	U07150.050.0300
1/4-20X3 Inch*	25	U07150.025.0300	3/8-16X1 Inch*	50	U07150.037.0100			
1/4-20X3.1/2*	25	U07150.025.0350	3/8-16X1.1/4*	50	U07150.037.0125	5/8-11X1 Inch*	10	U07150.062.0100
			3/8-16X1.1/2*	25	U07150.037.0150	5/8-11X1.1/2*	10	U07150.062.0150
5/16-18X3/8*	100	U07150.031.0037	3/8-16X1.3/4*	25	U07150.037.0175	5/8-11X2 Inch*	5	U07150.062.0200
5/16-18X1/2	100	U07150.031.0050	3/8-16X2 Inch*	25	U07150.037.0200	5/8-11X2.1/2*	5	U07150.062.0250
5/16-18X5/8	100	U07150.031.0062	3/8-16X2.1/4*	25	U07150.037.0225	5/8-11X3 Inch*	5	U07150.062.0300
5/16-18X3/4	100	U07150.031.0075	3/8-16X2.1/2*	25	U07150.037.0250			

U07151 Hexagon socket button head screw UNC / Laagbolkopschroef met binnenzeskant UNC / Vis à tête cylindrique bombée plate à six pans creux UNC — X05A

Thread Unified National Coarse
Material Alloy steel ASTM F835
Surface treatment Zinc plated



d - TPI x L	✉	Art.number	d - TPI x L	✉	Art.number	d - TPI x L	✉	Art.number
#4-40X1/4*	100	U07151.011.0025	#10-24X5/8*	100	U07151.019.0062	5/16-18X1.1/2*	50	U07151.031.0150
#4-40X3/8*	100	U07151.011.0037	#10-24X3/4*	100	U07151.019.0075			
#4-40X1/2*	100	U07151.011.0050	#10-24X7/8*	100	U07151.019.0087	3/8-16X1/2*	50	U07151.037.0050
			#10-24X1 Inch*	100	U07151.019.0100	3/8-16X3/4*	50	U07151.037.0075
#6-32X1/4*	100	U07151.013.0025				3/8-16X1 Inch*	50	U07151.037.0100
#6-32X3/8*	100	U07151.013.0037	1/4-20X3/8*	100	U07151.025.0037	3/8-16X1.1/4*	50	U07151.037.0125
#6-32X1/2*	100	U07151.013.0050	1/4-20X1/2*	100	U07151.025.0050	3/8-16X1.1/2*	25	U07151.037.0150
#6-32X5/8*	100	U07151.013.0062	1/4-20X5/8*	100	U07151.025.0062			
			1/4-20X3/4	100	U07151.025.0075	1/2-13X1 Inch*	10	U07151.050.0100
#8-32X1/4*	100	U07151.016.0025	1/4-20X7/8*	100	U07151.025.0087	1/2-13X1.1/4*	10	U07151.050.0125
#8-32X3/8	100	U07151.016.0037	1/4-20X1 Inch*	100	U07151.025.0100	1/2-13X1.1/2*	10	U07151.050.0150
#8-32X1/2*	100	U07151.016.0050	1/4-20X1.1/2*	100	U07151.025.0150	1/2-13X2 Inch*	10	U07151.050.0200
#8-32X5/8*	100	U07151.016.0062						
#8-32X3/4*	100	U07151.016.0075	5/16-18X3/8*	100	U07151.031.0037	5/8-11X1 Inch*	10	U07151.062.0100
#8-32X1 Inch*	100	U07151.016.0100	5/16-18X1/2*	100	U07151.031.0050	5/8-11X1.1/2*	10	U07151.062.0150
			5/16-18X3/4	100	U07151.031.0075	5/8-11X2 Inch*	5	U07151.062.0200
#10-24X3/8*	100	U07151.019.0037	5/16-18X1 Inch*	50	U07151.031.0100			
#10-24X1/2*	100	U07151.019.0050	5/16-18X1.1/4*	50	U07151.031.0125			

U51030 Hexagon socket button head screw UNC / Laagbolkopschroef met binnenzeskant UNC / Vis à tête cylindrique bombée plate à six pans creux UNC — X15A

Thread Unified National Coarse
Material Stainless steel ASTM F879 304
Class CW / CW1



d - TPI x L	✉	Art.number	d - TPI x L	✉	Art.number	d - TPI x L	✉	Art.number
#1-64X3/8*	100	U51030.007.0037	#4-40X3/16*	100	U51030.011.0018	#6-32X7/16*	100	U51030.013.0043
#1-64X1/2*	100	U51030.007.0050	#4-40X1/4	100	U51030.011.0025	#6-32X1/2	100	U51030.013.0050
#1-64X3/4*	100	U51030.007.0075	#4-40X5/16*	100	U51030.011.0031	#6-32X5/8*	100	U51030.013.0062
			#4-40X3/8	100	U51030.011.0037	#6-32X3/4	100	U51030.013.0075
#2-56X1/8*	100	U51030.008.0012	#4-40X7/16*	100	U51030.011.0043	#6-32X7/8*	100	U51030.013.0087
#2-56X3/16*	100	U51030.008.0018	#4-40X1/2*	100	U51030.011.0050	#6-32X1 Inch*	100	U51030.013.0100
#2-56X1/4*	100	U51030.008.0025	#4-40X5/8*	100	U51030.011.0062	#6-32X1.1/4*	100	U51030.013.0125
#2-56X5/16*	100	U51030.008.0031	#4-40X3/4*	100	U51030.011.0075	#6-32X1.1/2*	100	U51030.013.0150
#2-56X3/8*	100	U51030.008.0037	#4-40X7/8*	100	U51030.011.0087			
#2-56X1/2*	100	U51030.008.0050	#4-40X1 Inch*	100	U51030.011.0100	#8-32X3/16*	100	U51030.016.0018
#2-56X5/8*	100	U51030.008.0062				#8-32X1/4	100	U51030.016.0025
#2-56X3/4*	100	U51030.008.0075	#5-40X1/4*	100	U51030.012.0025	#8-32X5/16*	100	U51030.016.0031
#2-56X1 Inch*	100	U51030.008.0100	#5-40X5/16*	100	U51030.012.0031	#8-32X3/8*	100	U51030.016.0037
			#5-40X3/8*	100	U51030.012.0037	#8-32X7/16*	100	U51030.016.0043
#3-48X3/16*	100	U51030.009.0018	#5-40X1/2*	100	U51030.012.0050	#8-32X1/2	100	U51030.016.0050
#3-48X1/4*	100	U51030.009.0025	#5-40X5/8*	100	U51030.012.0062	#8-32X5/8*	100	U51030.016.0062
#3-48X5/16*	100	U51030.009.0031	#5-40X3/4*	100	U51030.012.0075	#8-32X3/4	100	U51030.016.0075
#3-48X3/8*	100	U51030.009.0037	#5-40X1 Inch*	100	U51030.012.0100	#8-32X7/8*	100	U51030.016.0087
#3-48X1/2*	100	U51030.009.0050				#8-32X1 Inch*	100	U51030.016.0100
#3-48X3/4*	100	U51030.009.0075	#6-32X3/16*	100	U51030.013.0018	#8-32X1.1/4*	100	U51030.016.0125
#3-48X1 Inch*	100	U51030.009.0100	#6-32X1/4*	100	U51030.013.0025	#8-32X1.1/2*	100	U51030.016.0150
			#6-32X5/16*	100	U51030.013.0031			
#4-40X1/8*	100	U51030.011.0012	#6-32X3/8	100	U51030.013.0037	#10-24X1/4*	100	U51030.019.0025

U51030	Hexagon socket button head screw UNC / Laagbolkopschroef met binnenzeskant UNC / Vis à tête cylindrique bombée plate à six pans creux UNC	←

d - TPI x L	✉	Art.number	d - TPI x L	✉	Art.number	d - TPI x L	✉	Art.number
#10-24X5/16*	100	U51030.019.0031	1/4-20X7/8*	100	U51030.025.0087	3/8-16X1/2*	50	U51030.037.0050
#10-24X3/8	100	U51030.019.0037	1/4-20X1 Inch*	100	U51030.025.0100	3/8-16X3/4*	50	U51030.037.0075
#10-24X1/2*	100	U51030.019.0050	1/4-20X1.1/4*	100	U51030.025.0125	3/8-16X1 Inch*	50	U51030.037.0100
#10-24X5/8*	100	U51030.019.0062	1/4-20X1.1/2*	100	U51030.025.0150	3/8-16X1.1/4*	50	U51030.037.0125
#10-24X3/4*	100	U51030.019.0075	1/4-20X1.3/4*	100	U51030.025.0175	3/8-16X1.1/2*	25	U51030.037.0150
#10-24X7/8*	100	U51030.019.0087	1/4-20X2 Inch*	50	U51030.025.0200	3/8-16X1.3/4*	25	U51030.037.0175
#10-24X1 Inch*	100	U51030.019.0100				3/8-16X2 Inch*	25	U51030.037.0200
#10-24X1.1/8*	100	U51030.019.0112	5/16-18X3/8*	100	U51030.031.0037	3/8-16X2.1/2*	25	U51030.037.0250
#10-24X1.1/4*	100	U51030.019.0125	5/16-18X1/2*	100	U51030.031.0050	3/8-16X3 Inch*	10	U51030.037.0300
#10-24X1.1/2*	100	U51030.019.0150	5/16-18X5/8*	100	U51030.031.0062			
#10-24X1.3/4*	100	U51030.019.0175	5/16-18X3/4	100	U51030.031.0075	1/2-13X1 Inch*	10	U51030.050.0100
#10-24X2 Inch*	100	U51030.019.0200	5/16-18X7/8*	100	U51030.031.0087	1/2-13X1.1/4*	10	U51030.050.0125
			5/16-18X1 Inch*	50	U51030.031.0100	1/2-13X1.1/2*	10	U51030.050.0150
1/4-20X5/16*	100	U51030.025.0031	5/16-18X1.1/4*	50	U51030.031.0125	1/2-13X1.3/4*	10	U51030.050.0175
1/4-20X3/8*	100	U51030.025.0037	5/16-18X1.1/2*	50	U51030.031.0150	1/2-13X2 Inch*	10	U51030.050.0200
1/4-20X1/2	100	U51030.025.0050	5/16-18X1.3/4*	50	U51030.031.0175	1/2-13X2.1/2*	10	U51030.050.0250
1/4-20X5/8*	100	U51030.025.0062	5/16-18X2 Inch*	50	U51030.031.0200	1/2-13X3 Inch*	5	U51030.050.0300
1/4-20X3/4	100	U51030.025.0075						

Hexagon socket button head screw UNF

Laagbolkopschroef met binnenzeskant UNF / Vis à tête cylindrique bombée plate à six pans creux UNF

ASME B18.3

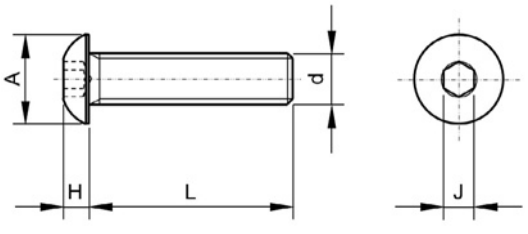



Technical Data

d	A	H	J	Threads per inch
No.0	0.114	0.032	0.035	80
No.1	0.139	0.039	0.050	72
No.10	0.361	0.101	1/8	32
1/4	0.437	0.132	5/32	28
5/16	0.547	0.166	3/16	24
3/8	0.656	0.199	7/32	24

- All dimensions in above table are in inches.
- Marking of these screws is not mandatory.
- Due to the unfavourable head geometry these fasteners have reduced loadability.
- Attention: As the thread tolerance class for thread sizes up to and including 1 inch is 3A, plating can cause thread fit problems.

Article groups

Thread	Driving features	Material	Class	Surface treatment	Code	Page
UNF	Hexagon socket	Alloy st. ASTM F835		Plain	U07230	2-115
UNF	Hexagon socket	St.st. ASTM F879 304	CW / CW1		U51130	2-116

U07230	Hexagon socket button head screw UNF / Laagbolkopschroef met binnenzeskant UNF / Vis à tête cylindrique bombée plate à six pans creux UNF	X05A

Thread Unified National Fine
Material Alloy steel ASTM F835
Surface treatment Plain



d - TPI x L	✉	Art.number	d - TPI x L	✉	Art.number	d - TPI x L	✉	Art.number
#0-80X1/8*	100	U07230.006.0012	#1-72X5/8*	100	U07230.007.0062	#10-32X1.1/2*	100	U07230.019.0150
#0-80X3/16*	100	U07230.006.0018	#1-72X3/4*	100	U07230.007.0075	#10-32X1.3/4*	100	U07230.019.0175
#0-80X1/4*	100	U07230.006.0025				#10-32X2 Inch*	100	U07230.019.0200
#0-80X5/16*	100	U07230.006.0031	#10-32X1/4	100	U07230.019.0025			
#0-80X3/8*	100	U07230.006.0037	#10-32X5/16*	100	U07230.019.0031	1/4-28X3/8*	100	U07230.025.0037
#0-80X1/2*	100	U07230.006.0050	#10-32X3/8	100	U07230.019.0037	1/4-28X1/2*	100	U07230.025.0050
			#10-32X1/2	100	U07230.019.0050	1/4-28X5/8	100	U07230.025.0062
#1-72X3/16*	100	U07230.007.0018	#10-32X5/8	100	U07230.019.0062	1/4-28X3/4	100	U07230.025.0075
#1-72X1/4*	100	U07230.007.0025	#10-32X3/4*	100	U07230.019.0075	1/4-28X1 Inch*	100	U07230.025.0100
#1-72X5/16*	100	U07230.007.0031	#10-32X7/8*	100	U07230.019.0087	1/4-28X1.1/2*	100	U07230.025.0150
#1-72X3/8*	100	U07230.007.0037	#10-32X1 Inch	100	U07230.019.0100	1/4-28X2 Inch*	50	U07230.025.0200
#1-72X1/2*	100	U07230.007.0050	#10-32X1.1/4*	100	U07230.019.0125			

U07230	Hexagon socket button head screw UNF / Laagbolkopschroef met binnenzeskant UNF / Vis à tête cylindrique bombée plate à six pans creux UNF	←

d - TPI x L	✉	Art.number	d - TPI x L	✉	Art.number	d - TPI x L	✉	Art.number
5/16-24X3/8*	100	U07230.031.0037	5/16-24X3/4*	100	U07230.031.0075	3/8-24X1/2*	50	U07230.037.0050
5/16-24X1/2*	100	U07230.031.0050	5/16-24X1 Inch	50	U07230.031.0100	3/8-24X3/4*	50	U07230.037.0075
5/16-24X5/8*	100	U07230.031.0062				3/8-24X1 Inch*	50	U07230.037.0100

U51130	Hexagon socket button head screw UNF / Laagbolkopschroef met binnenzeskant UNF / Vis à tête cylindrique bombée plate à six pans creux UNF	X15A

Thread Unified National Fine
Material Stainless steel ASTM F879 304
Class CW / CW1



d - TPI x L	✉	Art.number	d - TPI x L	✉	Art.number	d - TPI x L	✉	Art.number
#0-80X1/8*	100	U51130.006.0012	#1-72X1/2*	100	U51130.007.0050	#10-32X1 Inch*	100	U51130.019.0100
#0-80X3/16*	100	U51130.006.0018	#1-72X5/8*	100	U51130.007.0062	#10-32X1.1/4*	100	U51130.019.0125
#0-80X1/4*	100	U51130.006.0025	#1-72X3/4*	100	U51130.007.0075	#10-32X1.1/2*	100	U51130.019.0150
#0-80X5/16*	100	U51130.006.0031				#10-32X1.3/4*	100	U51130.019.0175
#0-80X3/8*	100	U51130.006.0037	#10-32X1/4*	100	U51130.019.0025	#10-32X2 Inch*	100	U51130.019.0200
#0-80X1/2*	100	U51130.006.0050	#10-32X5/16*	100	U51130.019.0031			
			#10-32X3/8*	100	U51130.019.0037	1/4-28X2 Inch*	50	U51130.025.0200
#1-72X1/8*	100	U51130.007.0012	#10-32X7/16*	100	U51130.019.0043			
#1-72X3/16*	100	U51130.007.0018	#10-32X1/2	100	U51130.019.0050	5/16-24X3/8*	100	U51130.031.0037
#1-72X1/4*	100	U51130.007.0025	#10-32X5/8*	100	U51130.019.0062	5/16-24X1/2*	100	U51130.031.0050
#1-72X5/16*	100	U51130.007.0031	#10-32X3/4*	100	U51130.019.0075	5/16-24X1 Inch*	50	U51130.031.0100
#1-72X3/8*	100	U51130.007.0037	#10-32X7/8*	100	U51130.019.0087	5/16-24X1.1/2*	50	U51130.031.0150

Hexagon socket head shoulder screw UNC

Binnenzeskant passchroef UNC / Vis épaulée à tête cylindrique à six pans creux UNC

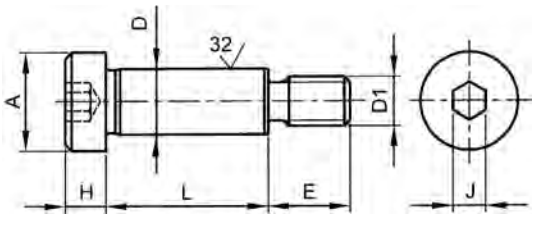

ASME **B18.3**
BS 2470



Technical Data

D	A (max.)	D (max.)	D (min.)	D_1	E	H (max.)	J	Threads per inch
1/4	0.375	0.2480	0.2460	#10	0.375	0.188	1/8	24
5/16	0.438	0.3105	0.3085	1/4	0.438	0.219	5/32	20
3/8	0.562	0.3730	0.3710	5/16	0.500	0.250	3/16	18
1/2	0.750	0.4980	0.4960	3/8	0.625	0.312	1/4	16
5/8	0.875	0.6230	0.6210	1/2	0.750	0.375	5/16	13
3/4	1.000	0.7480	0.7460	5/8	0.875	0.500	3/8	11
1 Inch	1.312	0.9980	0.9960	3/4	1.000	0.625	1/2	10

- All dimensions in above table are in inches.
- Marking of these screws is not mandatory.
- Due to the unfavourable head geometry these fasteners have reduced loadability.
- Attention: As the thread tolerance class for these screws is 3A, plating can cause thread fit problems.

Article groups

Thread	Driving features	Material	Surface treatment	Code	Page
UNC	Hexagon socket	Alloy st.	Plain	U07111	2-116
UNC	Hexagon socket	St.st. ASTM F879 304		U51044	2-117

U07111	Hexagon socket head shoulder screw UNC / Binnenzeskant passchroef UNC / Vis épaulée à tête cylindrique à six pans creux UNC	X05A

Thread Unified National Coarse
Material Alloy steel
Surface treatment Plain



(D_1) Dx L	✉	Art.number	(D_1) Dx L	✉	Art.number	(D_1) Dx L	✉	Art.number
(#10)1/4X1/4	25	U07111.025.0025	(#10)1/4X3/4	25	U07111.025.0075	(#10)1/4X1.1/2*	10	U07111.025.0150
(#10)1/4X3/8*	25	U07111.025.0037	(#10)1/4X7/8*	10	U07111.025.0087	(#10)1/4X1.3/4*	10	U07111.025.0175
(#10)1/4X1/2	25	U07111.025.0050	(#10)1/4X1 Inch	10	U07111.025.0100	(#10)1/4X2 Inch*	10	U07111.025.0200
(#10)1/4X5/8*	25	U07111.025.0062	(#10)1/4X1.1/4*	10	U07111.025.0125	(#10)1/4X2 1/4*	10	U07111.025.0225

U07111 Hexagon socket head shoulder screw UNC / Binnenzeskant passchroef UNC / Vis épaulée à tête cylindrique à six pans creux UNC ←

(D_1) Dx L	✉	Art.number	(D_1) Dx L	✉	Art.number	(D_1) Dx L	✉	Art.number
(#10)1/4X2 1/2*	10	U07111.025.0250				(1/2)5/8X4 3/4*	1	U07111.062.0475
(#10)1/4X3 Inch*	10	U07111.025.0300	(3/8)1/2X3/8*	5	U07111.050.0037	(1/2)5/8X5 Inch*	1	U07111.062.0500
			(3/8)1/2X1/2	5	U07111.050.0050	(1/2)5/8X5 1/2*	1	U07111.062.0550
(1/4)5/16X1/4*	10	U07111.031.0025	(3/8)1/2X5/8*	5	U07111.050.0062	(1/2)5/8X6 Inch*	1	U07111.062.0600
(1/4)5/16X3/8	10	U07111.031.0037	(3/8)1/2X3/4*	5	U07111.050.0075			
(1/4)5/16X1/2	10	U07111.031.0050	(3/8)1/2X7/8*	5	U07111.050.0087	(5/8)3/4X1/2*	1	U07111.075.0050
(1/4)5/16X5/8*	10	U07111.031.0062	(3/8)1/2X1 Inch	5	U07111.050.0100	(5/8)3/4X3/4*	1	U07111.075.0075
(1/4)5/16X3/4	10	U07111.031.0075	(3/8)1/2X1.1/4	5	U07111.050.0125	(5/8)3/4X1 Inch*	1	U07111.075.0100
(1/4)5/16X7/8*	10	U07111.031.0087	(3/8)1/2X1.1/2	5	U07111.050.0150	(5/8)3/4X1.1/4*	1	U07111.075.0125
(1/4)5/16X1 Inch*	10	U07111.031.0100	(3/8)1/2X1.3/4*	5	U07111.050.0175	(5/8)3/4X1.1/2*	1	U07111.075.0150
(1/4)5/16X1.1/4	10	U07111.031.0125	(3/8)1/2X2 Inch	5	U07111.050.0200	(5/8)3/4X1.3/4*	1	U07111.075.0175
(1/4)5/16X1.1/2	5	U07111.031.0150	(3/8)1/2X2 1/4*	5	U07111.050.0225	(5/8)3/4X2 Inch	1	U07111.075.0200
(1/4)5/16X1.3/4	5	U07111.031.0175	(3/8)1/2X2 1/2*	5	U07111.050.0250	(5/8)3/4X2 1/4*	1	U07111.075.0225
(1/4)5/16X2 Inch	5	U07111.031.0200	(3/8)1/2X2 3/4*	5	U07111.050.0275	(5/8)3/4X2 1/2	1	U07111.075.0250
(1/4)5/16X2 1/4*	5	U07111.031.0225	(3/8)1/2X3 Inch	5	U07111.050.0300	(5/8)3/4X2 3/4*	1	U07111.075.0275
(1/4)5/16X2 1/2*	5	U07111.031.0250	(3/8)1/2X3 1/4*	5	U07111.050.0325	(5/8)3/4X3 Inch	1	U07111.075.0300
(1/4)5/16X3 Inch*	5	U07111.031.0300	(3/8)1/2X3 1/2*	5	U07111.050.0350	(5/8)3/4X3 1/4*	1	U07111.075.0325
			(3/8)1/2X3 3/4*	5	U07111.050.0375	(5/8)3/4X3 1/2*	1	U07111.075.0350
(5/16)3/8X1/4*	10	U07111.037.0025	(3/8)1/2X4 Inch*	5	U07111.050.0400	(5/8)3/4X3 3/4*	1	U07111.075.0375
(5/16)3/8X3/8	10	U07111.037.0037	(3/8)1/2X4 1/4*	5	U07111.050.0425	(5/8)3/4X4 Inch*	1	U07111.075.0400
(5/16)3/8X1/2	10	U07111.037.0050	(3/8)1/2X4 1/2*	5	U07111.050.0450	(5/8)3/4X4 1/4*	1	U07111.075.0425
(5/16)3/8X5/8*	10	U07111.037.0062	(3/8)1/2X4 3/4*	5	U07111.050.0475	(5/8)3/4X4 1/2*	1	U07111.075.0450
(5/16)3/8X3/4	10	U07111.037.0075	(3/8)1/2X5 Inch*	5	U07111.050.0500	(5/8)3/4X4 3/4*	1	U07111.075.0475
(5/16)3/8X7/8*	10	U07111.037.0087	(3/8)1/2X5 1/2*	1	U07111.050.0550	(5/8)3/4X5 Inch*	1	U07111.075.0500
(5/16)3/8X1 Inch	10	U07111.037.0100	(3/8)1/2X6 Inch*	1	U07111.050.0600	(5/8)3/4X5 1/2*	1	U07111.075.0550
(5/16)3/8X1.1/4*	10	U07111.037.0125				(5/8)3/4X6 Inch*	1	U07111.075.0600
(5/16)3/8X1.1/2	10	U07111.037.0150	(1/2)5/8X1.1/4	5	U07111.062.0125	(5/8)3/4X7 Inch*	1	U07111.075.0700
(5/16)3/8X1.3/4	10	U07111.037.0175	(1/2)5/8X1.1/2	1	U07111.062.0150	(5/8)3/4X8 Inch*	1	U07111.075.0800
(5/16)3/8X2 Inch*	10	U07111.037.0200	(1/2)5/8X1.3/4*	1	U07111.062.0175			
(5/16)3/8X2 1/4*	5	U07111.037.0225	(1/2)5/8X2 Inch	1	U07111.062.0200	(3/4)1X1 Inch*	1	U07111.100.0100
(5/16)3/8X2 1/2	5	U07111.037.0250	(1/2)5/8X2 1/4*	1	U07111.062.0225	(3/4)1X1.1/2*	1	U07111.100.0150
(5/16)3/8X2 3/4*	5	U07111.037.0275	(1/2)5/8X2 1/2	1	U07111.062.0250	(3/4)1X1.3/4*	1	U07111.100.0175
(5/16)3/8X3 Inch	5	U07111.037.0300	(1/2)5/8X2 3/4*	1	U07111.062.0275	(3/4)1X2 Inch*	1	U07111.100.0200
(5/16)3/8X3 1/4*	5	U07111.037.0325	(1/2)5/8X3 Inch*	1	U07111.062.0300	(3/4)1X2 1/2*	1	U07111.100.0250
(5/16)3/8X3 1/2*	5	U07111.037.0350	(1/2)5/8X3 1/4*	1	U07111.062.0325	(3/4)1X3 Inch*	1	U07111.100.0300
(5/16)3/8X3 3/4*	5	U07111.037.0375	(1/2)5/8X3 1/2*	1	U07111.062.0350	(3/4)1X3 1/2*	1	U07111.100.0350
(5/16)3/8X4 Inch*	5	U07111.037.0400	(1/2)5/8X3 3/4*	1	U07111.062.0375	(3/4)1X4 Inch*	1	U07111.100.0400
(5/16)3/8X4 1/2*	5	U07111.037.0450	(1/2)5/8X4 Inch	1	U07111.062.0400	(3/4)1X5 Inch*	1	U07111.100.0500
(5/16)3/8X5 Inch*	5	U07111.037.0500	(1/2)5/8X4 1/4*	1	U07111.062.0425	(3/4)1X6 Inch*	1	U07111.100.0600
(5/16)3/8X6 Inch*	5	U07111.037.0600	(1/2)5/8X4 1/2*	1	U07111.062.0450			

U51044 Hexagon socket head shoulder screw UNC / Binnenzeskant passchroef UNC / Vis épaulée à tête cylindrique à six pans creux UNC X15A

Thread Unified National Coarse
Material Stainless steel ASTM F879 304



(D_1) Dx L	✉	Art.number	(D_1) Dx L	✉	Art.number	(D_1) Dx L	✉	Art.number
(#10)1/4X1/4*	5	U51044.025.0025	(1/4)5/16X1/2*	5	U51044.031.0050	(5/16)3/8X3/4*	5	U51044.037.0075
(#10)1/4X5/16*	5	U51044.025.0031	(1/4)5/16X5/8*	5	U51044.031.0062	(5/16)3/8X1 Inch*	2	U51044.037.0100
(#10)1/4X3/8*	5	U51044.025.0037	(1/4)5/16X3/4*	5	U51044.031.0075	(5/16)3/8X1.1/4*	2	U51044.037.0125
(#10)1/4X1/2*	5	U51044.025.0050	(1/4)5/16X1 Inch*	5	U51044.031.0100	(5/16)3/8X1.1/2*	2	U51044.037.0150
(#10)1/4X5/8*	5	U51044.025.0062	(1/4)5/16X1.1/4*	5	U51044.031.0125			
(#10)1/4X3/4*	5	U51044.025.0075	(1/4)5/16X1.1/2*	5	U51044.031.0150	(3/8)1/2X3/8*	5	U51044.050.0037
(#10)1/4X1 Inch*	5	U51044.025.0100				(3/8)1/2X1/2*	5	U51044.050.0050
(#10)1/4X1.1/4*	5	U51044.025.0125	(5/16)3/8X1/4*	5	U51044.037.0025	(3/8)1/2X5/8*	5	U51044.050.0062
(#10)1/4X1.1/2*	2	U51044.025.0150	(5/16)3/8X5/16*	5	U51044.037.0031	(3/8)1/2X3/4*	5	U51044.050.0075
			(5/16)3/8X3/8*	5	U51044.037.0037	(3/8)1/2X1 Inch*	5	U51044.050.0100
(1/4)5/16X1/4*	5	U51044.031.0025	(5/16)3/8X1/2*	5	U51044.037.0050	(3/8)1/2X1.1/4*	5	U51044.050.0125
(1/4)5/16X5/16*	5	U51044.031.0031	(5/16)3/8X5/8*	5	U51044.037.0062	(3/8)1/2X1.1/2*	2	U51044.050.0150
(1/4)5/16X3/8*	5	U51044.031.0037						

Hexagon socket set screw with flat end UNC

Stelschroef met binnenzeskant en afschuining UNC / Vis sans tête à six pans creux à bout plat UNC

ASME B18.3

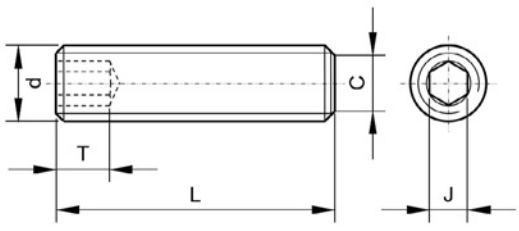



Technical Data

d	C (max.)	J	T (min.)	Threads per inch
No.4	0.061	0.05	0.070	40
No.5	0.067	1/16	0.080	40
No.6	0.074	1/16	0.080	32
No.8	0.087	5/64	0.090	32
No.10	0.102	3/32	0.100	24
1/4	0.132	1/8	0.125	20
5/16	0.172	5/32	0.156	18
3/8	0.212	3/16	0.188	16
7/16	0.252	7/32	0.219	14
1/2	0.291	1/4	0.250	13
5/8	0.371	5/16	0.312	11

- All dimensions in above table are in inches.
- These set screws are designed for pressure loads and are not suitable for tensile- or shear loads.

U07810 **Hexagon socket set screw with flat end UNC / Stelschroef met binnenzeskant en afschuining UNC / Vis sans tête à six pans creux à bout plat UNC** **X05A**

Thread Unified National Coarse
Material Alloy steel ASTM F912
Surface treatment Plain



d - TPI x L	✉	Art.number	d - TPI x L	✉	Art.number	d - TPI x L	✉	Art.number
#4-40X1/8*	100	U07810.011.0012	#10-24X5/8*	100	U07810.019.0062	3/8-16X3/4*	100	U07810.037.0075
#4-40X3/16*	100	U07810.011.0018	#10-24X3/4*	100	U07810.019.0075	3/8-16X1 Inch*	100	U07810.037.0100
#4-40X1/4*	100	U07810.011.0025	#10-24X1 Inch*	100	U07810.019.0100	3/8-16X1.1/4	100	U07810.037.0125
#4-40X3/8*	100	U07810.011.0037	#10-24X1.1/4*	100	U07810.019.0125	3/8-16X1.1/2*	50	U07810.037.0150
			#10-24X1.1/2*	100	U07810.019.0150	3/8-16X1.3/4*	50	U07810.037.0175
#5-40X1/8*	100	U07810.012.0012				3/8-16X2 Inch*	25	U07810.037.0200
#5-40X3/16*	100	U07810.012.0018	1/4-20X3/16*	100	U07810.025.0018	3/8-16X2.1/2*	25	U07810.037.0250
#5-40X1/4*	100	U07810.012.0025	1/4-20X5/16*	100	U07810.025.0031			
#5-40X3/8	100	U07810.012.0037	1/4-20X3/8	100	U07810.025.0037	7/16-14X3/8*	50	U07810.043.0037
#5-40X1/2*	100	U07810.012.0050	1/4-20X1/2*	100	U07810.025.0050	7/16-14X5/8*	50	U07810.043.0062
			1/4-20X5/8*	100	U07810.025.0062	7/16-14X3/4*	50	U07810.043.0075
#6-32X1/8*	100	U07810.013.0012	1/4-20X3/4*	100	U07810.025.0075	7/16-14X1 Inch*	50	U07810.043.0100
#6-32X3/16*	100	U07810.013.0018	1/4-20X1 Inch*	100	U07810.025.0100			
#6-32X1/4	100	U07810.013.0025	1/4-20X1.1/4*	100	U07810.025.0125	1/2-13X3/8*	50	U07810.050.0037
#6-32X5/16	100	U07810.013.0031	1/4-20X1.1/2*	100	U07810.025.0150	1/2-13X1/2*	50	U07810.050.0050
#6-32X3/8*	100	U07810.013.0037	1/4-20X1.3/4*	100	U07810.025.0175	1/2-13X5/8*	50	U07810.050.0062
#6-32X1/2*	100	U07810.013.0050	1/4-20X2 Inch*	100	U07810.025.0200	1/2-13X3/4*	25	U07810.050.0075
#6-32X5/8*	100	U07810.013.0062				1/2-13X1 Inch*	25	U07810.050.0100
#6-32X3/4*	100	U07810.013.0075	5/16-18X3/16*	100	U07810.031.0018	1/2-13X1.1/4*	25	U07810.050.0125
#6-32X1 Inch*	100	U07810.013.0100	5/16-18X1/4*	100	U07810.031.0025	1/2-13X1.1/2*	25	U07810.050.0150
			5/16-18X5/16*	100	U07810.031.0031	1/2-13X1.3/4*	25	U07810.050.0175
#8-32X1/8*	50	U07810.016.0012	5/16-18X3/8*	100	U07810.031.0037	1/2-13X2 Inch*	10	U07810.050.0200
#8-32X3/16*	100	U07810.016.0018	5/16-18X1/2*	100	U07810.031.0050	1/2-13X2.1/2*	10	U07810.050.0250
#8-32X1/4*	100	U07810.016.0025	5/16-18X5/8	100	U07810.031.0062	1/2-13X3 Inch*	10	U07810.050.0300
#8-32X5/16*	100	U07810.016.0031	5/16-18X3/4	100	U07810.031.0075	1/2-13X4 Inch*	10	U07810.050.0400
#8-32X3/8	100	U07810.016.0037	5/16-18X1 Inch*	100	U07810.031.0100			
#8-32X1/2*	100	U07810.016.0050	5/16-18X1.1/4*	100	U07810.031.0125	5/8-11X1/2*	10	U07810.062.0050
#8-32X5/8*	100	U07810.016.0062	5/16-18X1.1/2*	100	U07810.031.0150	5/8-11X5/8*	10	U07810.062.0062
#8-32X3/4*	100	U07810.016.0075	5/16-18X1.3/4*	100	U07810.031.0175	5/8-11X3/4*	10	U07810.062.0075
#8-32X1 Inch*	100	U07810.016.0100	5/16-18X2 Inch*	100	U07810.031.0200	5/8-11X7/8*	10	U07810.062.0087
						5/8-11X1 Inch*	10	U07810.062.0100
#10-24X3/16*	100	U07810.019.0018	3/8-16X1/4*	100	U07810.037.0025	5/8-11X1.1/4*	10	U07810.062.0125
#10-24X1/4*	100	U07810.019.0025	3/8-16X5/16*	100	U07810.037.0031	5/8-11X1.1/2*	10	U07810.062.0150
#10-24X5/16*	100	U07810.019.0031	3/8-16X3/8*	100	U07810.037.0037	5/8-11X1.3/4*	10	U07810.062.0175
#10-24X3/8*	100	U07810.019.0037	3/8-16X1/2	100	U07810.037.0050	5/8-11X2 Inch*	10	U07810.062.0200
#10-24X1/2*	100	U07810.019.0050	3/8-16X5/8*	100	U07810.037.0062	5/8-11X2.1/2*	10	U07810.062.0250

U07810	Hexagon socket set screw with flat end UNC / Stelschroef met binnenzeskant en afschuining UNC / Vis sans tête à six pans creux à bout plat UNC	←

d - TPI x L	✉	Art.number
5/8-11X3.1/2*	5	U07810.062.0350

Hexagon socket set screw with cone point UNC

Stelschroef met binnenzeskant en kegelpunt UNC / Vis sans tête à six pans creux à bout tronconique UNC

ASME B18.3

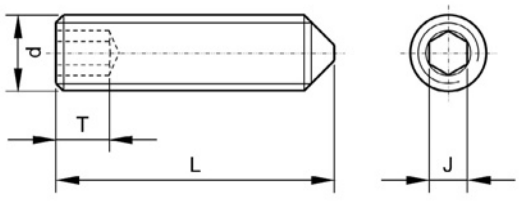



Technical Data

d	J	T (min.)	Threads per inch
No.4	0.05	0.070	40
No.5	1/16	0.080	40
No.6	1/16	0.080	32
No.8	5/64	0.090	32
No.10	3/32	0.100	24
1/4	1/8	0.125	20
5/16	5/32	0.156	18
3/8	3/16	0.188	16
1/2	1/4	0.250	13

- All dimensions in above table are in inches.
- These set screws are designed for pressure loads and are not suitable for tensile- or shear loads.

U07800	Hexagon socket set screw with cone point UNC / Stelschroef met binnenzeskant en kegelpunt UNC / Vis sans tête à six pans creux à bout tronconique UNC	X05A

Thread Unified National Coarse
Material Alloy steel ASTM F912
Surface treatment Plain



d - TPI x L	✉	Art.number	d - TPI x L	✉	Art.number	d - TPI x L	✉	Art.number
#4-40X1/8*	100	U07800.011.0012	#10-24X3/8*	100	U07800.019.0037	5/16-18X1/2*	100	U07800.031.0050
			#10-24X1/2*	100	U07800.019.0050	5/16-18X5/8*	100	U07800.031.0062
#5-40X1/4*	100	U07800.012.0025				5/16-18X3/4*	100	U07800.031.0075
			1/4-20X1/4	100	U07800.025.0025	5/16-18X1 Inch*	100	U07800.031.0100
#6-32X1/8*	100	U07800.013.0012	1/4-20X5/16*	100	U07800.025.0031			
#6-32X3/16*	100	U07800.013.0018	1/4-20X3/8*	100	U07800.025.0037	3/8-16X3/8*	100	U07800.037.0037
#6-32X1/4*	100	U07800.013.0025	1/4-20X1/2*	50	U07800.025.0050	3/8-16X1/2*	100	U07800.037.0050
			1/4-20X5/8*	100	U07800.025.0062	3/8-16X3/4*	100	U07800.037.0075
#8-32X3/16*	100	U07800.016.0018	1/4-20X3/4*	50	U07800.025.0075	3/8-16X1 Inch*	100	U07800.037.0100
#8-32X1/4*	100	U07800.016.0025	1/4-20X1 Inch*	100	U07800.025.0100			
#8-32X3/8*	100	U07800.016.0037				1/2-13X1/2*	50	U07800.050.0050
			5/16-18X5/16*	50	U07800.031.0031	1/2-13X3/4*	25	U07800.050.0075
#10-24X1/4*	100	U07800.019.0025	5/16-18X3/8*	100	U07800.031.0037	1/2-13X1 Inch*	25	U07800.050.0100
#10-24X5/16*	100	U07800.019.0031						

Hexagon socket set screw with half dog point UNC

Stelschroef met binnenzeskant en tap UNC / Vis sans tête à six pans creux à téton UNC

ASME B18.3

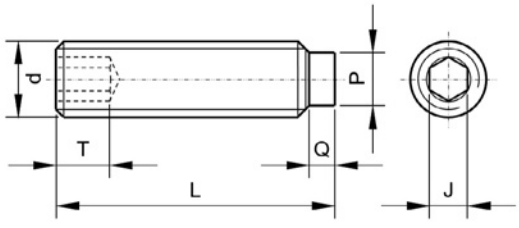



Technical Data

d	J	P (max.)	Q (max.)	T (min.)	Threads per inch
No.8	5/64	0.109	0.043	0.090	32
No.10	3/32	0.127	0.049	0.100	24
1/4	1/8	0.156	0.067	0.125	20
5/16	5/32	0.203	0.082	0.156	18
3/8	3/16	0.25	0.099	0.188	16
1/2	1/4	0.344	0.13	0.250	13
5/8	5/16	0.469	0.164	0.312	11

- All dimensions in above table are in inches.
- These set screws are designed for pressure loads and are not suitable for tensile- or shear loads.

U07820 **Hexagon socket set screw with half dog point UNC / Stelschroef met binnenzeskant en tap UNC / Vis sans tête à six pans creux à téton UNC** **X05A**

Thread Unified National Coarse
Material Alloy steel ASTM F912
Surface treatment Plain



d - TPI x L	✉	Art.number	d - TPI x L	✉	Art.number	d - TPI x L	✉	Art.number
#8-32X3/16*	100	U07820.016.0018	1/4-20X5/16*	100	U07820.025.0031	3/8-16X5/8*	100	U07820.037.0062
#8-32X1/4*	100	U07820.016.0025	1/4-20X3/8*	100	U07820.025.0037	3/8-16X3/4*	100	U07820.037.0075
#8-32X5/16*	100	U07820.016.0031	1/4-20X1/2*	100	U07820.025.0050	3/8-16X1 Inch*	100	U07820.037.0100
#8-32X3/8*	100	U07820.016.0037	1/4-20X5/8*	100	U07820.025.0062	3/8-16X1.1/4*	100	U07820.037.0125
#8-32X1/2*	100	U07820.016.0050	1/4-20X3/4*	100	U07820.025.0075			
			1/4-20X1 Inch*	100	U07820.025.0100	1/2-13X1/2*	50	U07820.050.0050
#10-24X3/16*	100	U07820.019.0018				1/2-13X5/8*	50	U07820.050.0062
#10-24X1/4*	100	U07820.019.0025	5/16-18X5/16*	100	U07820.031.0031	1/2-13X3/4*	25	U07820.050.0075
#10-24X5/16*	100	U07820.019.0031	5/16-18X3/8*	100	U07820.031.0037	1/2-13X1 Inch*	25	U07820.050.0100
#10-24X3/8*	100	U07820.019.0037	5/16-18X1/2*	100	U07820.031.0050	1/2-13X1.1/4*	25	U07820.050.0125
#10-24X1/2*	100	U07820.019.0050						
			3/8-16X3/8*	100	U07820.037.0037	5/8-11X1 Inch*	10	U07820.062.0100
1/4-20X1/4	100	U07820.025.0025	3/8-16X1/2*	100	U07820.037.0050	5/8-11X1.1/4*	10	U07820.062.0125

Hexagon socket set screw with cup point UNC

Stelschroef met binnenzeskant en kratereind UNC / Vis sans tête à six pans creux à bout cuvette UNC

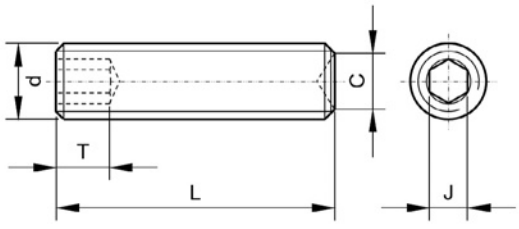

ASME **B18.3**
BS 2470



Technical Data

d	C (max.)	J	t (min.)	Threads per inch	d	C (max.)	J	t (min.)	Threads per inch
No.2	0.047	0.035	0.06	56	5/16	0.172	5/32	0.156	18
No.3	0.054	0.050	0.07	48	3/8	0.212	3/16	0.188	16
No.4	0.061	0.050	0.07	40	7/16	0.252	7/32	0.219	14
No.5	0.067	1/16	0.08	40	1/2	0.291	1/4	0.25	13
No.6	0.074	1/16	0.08	32	5/8	0.371	5/16	0.312	11
No.8	0.087	5/64	0.09	32	3/4	0.450	3/8	0.375	10
No.10	0.102	3/32	0.1	24	7/8	0.530	1/2	0.5	9
1/4	0.132	1/8	0.125	20	1 Inch	0.609	9/16	0.562	8

- All dimensions in above table are in inches.
- These set screws are designed for pressure loads and are not suitable for tensile- or shear loads.

Article groups

Thread	Driving features	Material	Class	Surface treatment	Code	Page
UNC	Hexagon socket	Alloy st. ASTM F912		Plain	U07840	2-121
UNC	Hexagon socket	Alloy st. ASTM F912		ZPL	U07860	2-122
UNC	Hexagon socket	St.st. ASTM F880 304	CW		U51260	2-123

U07840 **Hexagon socket set screw with cup point UNC / Stelschroef met binnenzeskant en kratereind UNC / Vis sans tête à six pans creux à bout cuvette UNC** **X05A**

Thread Unified National Coarse
Material Alloy steel ASTM F912
Surface treatment Plain



d - TPI x L	✉	Art.number	d - TPI x L	✉	Art.number	d - TPI x L	✉	Art.number
#2-56X1/16*	100	U07840.008.0006	#5-40X5/8*	100	U07840.012.0062	#10-24X3/8	100	U07840.019.0037
#2-56X3/32*	100	U07840.008.0009	#5-40X3/4*	100	U07840.012.0075	#10-24X1/2	100	U07840.019.0050
#2-56X1/8*	100	U07840.008.0012	#5-40X1 Inch*	100	U07840.012.0100	#10-24X5/8	100	U07840.019.0062
#2-56X3/16*	100	U07840.008.0018				#10-24X3/4*	100	U07840.019.0075
#2-56X1/4*	100	U07840.008.0025	#6-32X1/8	100	U07840.013.0012	#10-24X7/8*	100	U07840.019.0087
			#6-32X3/16	100	U07840.013.0018	#10-24X1 Inch*	100	U07840.019.0100
#3-48X3/32*	100	U07840.009.0009	#6-32X1/4*	100	U07840.013.0025	#10-24X1.1/4*	100	U07840.019.0125
#3-48X1/8	100	U07840.009.0012	#6-32X5/16	100	U07840.013.0031	#10-24X1.1/2	100	U07840.019.0150
#3-48X3/16	100	U07840.009.0018	#6-32X3/8*	100	U07840.013.0037	#10-24X2 Inch*	50	U07840.019.0200
#3-48X1/4*	100	U07840.009.0025	#6-32X1/2*	100	U07840.013.0050			
#3-48X5/16*	100	U07840.009.0031	#6-32X5/8*	100	U07840.013.0062	1/4-20X3/16	100	U07840.025.0018
#3-48X1/2*	100	U07840.009.0050	#6-32X3/4	100	U07840.013.0075	1/4-20X1/4	100	U07840.025.0025
#3-48X5/8*	100	U07840.009.0062	#6-32X7/8*	100	U07840.013.0087	1/4-20X5/16	100	U07840.025.0031
#3-48X3/4*	100	U07840.009.0075	#6-32X1 Inch*	100	U07840.013.0100	1/4-20X3/8	100	U07840.025.0037
						1/4-20X1/2	100	U07840.025.0050
#4-40X3/32*	100	U07840.011.0009	#8-32X1/8*	100	U07840.016.0012	1/4-20X5/8	100	U07840.025.0062
#4-40X1/8	100	U07840.011.0012	#8-32X3/16	100	U07840.016.0018	1/4-20X3/4	100	U07840.025.0075
#4-40X3/16*	100	U07840.011.0018	#8-32X1/4	100	U07840.016.0025	1/4-20X7/8*	100	U07840.025.0087
#4-40X1/4*	100	U07840.011.0025	#8-32X5/16	100	U07840.016.0031	1/4-20X1 Inch	100	U07840.025.0100
#4-40X5/16*	100	U07840.011.0031	#8-32X3/8	100	U07840.016.0037	1/4-20X1.1/8*	100	U07840.025.0112
#4-40X3/8*	100	U07840.011.0037	#8-32X7/16*	100	U07840.016.0043	1/4-20X1.1/4	100	U07840.025.0125
#4-40X1/2	100	U07840.011.0050	#8-32X1/2	100	U07840.016.0050	1/4-20X1.1/2	100	U07840.025.0150
#4-40X5/8*	100	U07840.011.0062	#8-32X5/8*	100	U07840.016.0062	1/4-20X1.3/4*	100	U07840.025.0175
#4-40X3/4	100	U07840.011.0075	#8-32X3/4*	100	U07840.016.0075	1/4-20X2 Inch*	100	U07840.025.0200
#4-40X1 Inch*	100	U07840.011.0100	#8-32X7/8*	100	U07840.016.0087	1/4-20X2.1/4*	100	U07840.025.0225
			#8-32X1 Inch	100	U07840.016.0100	1/4-20X2.1/2*	50	U07840.025.0250
#5-40X1/8*	100	U07840.012.0012	#8-32X1.1/4*	100	U07840.016.0125	1/4-20X3 Inch*	50	U07840.025.0300
#5-40X3/16*	100	U07840.012.0018	#8-32X1.1/2*	100	U07840.016.0150			
#5-40X1/4	100	U07840.012.0025				5/16-18X3/16*	100	U07840.031.0018
#5-40X5/16*	100	U07840.012.0031	#10-24X1/8*	100	U07840.019.0012	5/16-18X1/4	100	U07840.031.0025
#5-40X3/8	100	U07840.012.0037	#10-24X3/16	100	U07840.019.0018	5/16-18X5/16	100	U07840.031.0031
#5-40X7/16*	100	U07840.012.0043	#10-24X1/4	100	U07840.019.0025	5/16-18X3/8	100	U07840.031.0037
#5-40X1/2	100	U07840.012.0050	#10-24X5/16*	100	U07840.019.0031	5/16-18X7/16*	100	U07840.031.0043

U07840 Hexagon socket set screw with cup point UNC / Stelschroef met binnenzeskant en kratereind UNC / Vis sans tête à six pans creux à bout cuvette UNC

d - TPI x L	✉	Art.number	d - TPI x L	✉	Art.number	d - TPI x L	✉	Art.number
5/16-18X1/2	100	U07840.031.0050	7/16-14X5/8*	50	U07840.043.0062	5/8-11X1.3/4*	10	U07840.062.0175
5/16-18X5/8	100	U07840.031.0062	7/16-14X3/4*	50	U07840.043.0075	5/8-11X2 Inch*	10	U07840.062.0200
5/16-18X3/4*	100	U07840.031.0075	7/16-14X7/8	50	U07840.043.0087	5/8-11X2.1/4*	10	U07840.062.0225
5/16-18X7/8*	100	U07840.031.0087	7/16-14X1 Inch*	50	U07840.043.0100	5/8-11X2.1/2*	10	U07840.062.0250
5/16-18X1 Inch*	100	U07840.031.0100	7/16-14X1.1/4*	25	U07840.043.0125	5/8-11X3 Inch*	5	U07840.062.0300
5/16-18X1.1/4*	100	U07840.031.0125	7/16-14X1.1/2*	25	U07840.043.0150	5/8-11X4 Inch*	5	U07840.062.0400
5/16-18X1.1/2	100	U07840.031.0150	7/16-14X1.3/4*	25	U07840.043.0175			
5/16-18X1.3/4*	100	U07840.031.0175	7/16-14X2 Inch*	10	U07840.043.0200	3/4-10X5/8*	5	U07840.075.0062
5/16-18X2 Inch*	100	U07840.031.0200	7/16-14X2.1/4*	10	U07840.043.0225	3/4-10X3/4*	5	U07840.075.0075
5/16-18X2.1/4*	100	U07840.031.0225				3/4-10X7/8*	5	U07840.075.0087
5/16-18X2.1/2*	50	U07840.031.0250	1/2-13X3/8*	50	U07840.050.0037	3/4-10X1 Inch*	5	U07840.075.0100
5/16-18X2.3/4*	50	U07840.031.0275	1/2-13X7/16*	50	U07840.050.0043	3/4-10X1.1/4*	5	U07840.075.0125
			1/2-13X1/2	50	U07840.050.0050	3/4-10X1.1/2*	5	U07840.075.0150
3/8-16X1/4*	100	U07840.037.0025	1/2-13X5/8*	50	U07840.050.0062	3/4-10X1.3/4*	5	U07840.075.0175
3/8-16X5/16*	100	U07840.037.0031	1/2-13X3/4	25	U07840.050.0075	3/4-10X2 Inch*	5	U07840.075.0200
3/8-16X3/8	100	U07840.037.0037	1/2-13X7/8*	25	U07840.050.0087	3/4-10X2.1/2*	5	U07840.075.0250
3/8-16X7/16*	100	U07840.037.0043	1/2-13X1 Inch	25	U07840.050.0100	3/4-10X3 Inch*	5	U07840.075.0300
3/8-16X1/2	100	U07840.037.0050	1/2-13X1.1/4	25	U07840.050.0125	3/4-10X3.1/2*	5	U07840.075.0350
3/8-16X5/8	100	U07840.037.0062	1/2-13X1.1/2	25	U07840.050.0150	3/4-10X4 Inch*	5	U07840.075.0400
3/8-16X3/4	100	U07840.037.0075	1/2-13X1.3/4*	25	U07840.050.0175			
3/8-16X7/8*	100	U07840.037.0087	1/2-13X2 Inch	10	U07840.050.0200	7/8-9X7/8*	5	U07840.087.0087
3/8-16X1 Inch	100	U07840.037.0100	1/2-13X2.1/4*	10	U07840.050.0225	7/8-9X1 Inch*	5	U07840.087.0100
3/8-16X1.1/4	100	U07840.037.0125	1/2-13X2.1/2*	10	U07840.050.0250	7/8-9X1.1/4*	5	U07840.087.0125
3/8-16X1.1/2	50	U07840.037.0150	1/2-13X2.3/4*	10	U07840.050.0275	7/8-9X1.1/2*	5	U07840.087.0150
3/8-16X1.3/4*	50	U07840.037.0175	1/2-13X3 Inch*	10	U07840.050.0300	7/8-9X2 Inch*	5	U07840.087.0200
3/8-16X2 Inch*	25	U07840.037.0200	1/2-13X3.1/2*	10	U07840.050.0350	7/8-9X2.1/2*	1	U07840.087.0250
3/8-16X2.1/4*	25	U07840.037.0225	1/2-13X4 Inch*	10	U07840.050.0400	7/8-9X3 Inch*	1	U07840.087.0300
3/8-16X2.1/2*	25	U07840.037.0250				7/8-9X4 Inch*	1	U07840.087.0400
3/8-16X2.3/4*	10	U07840.037.0275	5/8-11X1/2*	10	U07840.062.0050			
3/8-16X3 Inch*	10	U07840.037.0300	5/8-11X5/8*	10	U07840.062.0062	1.-8X1 Inch*	1	U07840.100.0100
			5/8-11X3/4*	10	U07840.062.0075	1.-8X1.1/2*	1	U07840.100.0150
7/16-14X3/8	50	U07840.043.0037	5/8-11X1 Inch*	10	U07840.062.0100	1.-8X2 Inch*	1	U07840.100.0200
7/16-14X7/16	50	U07840.043.0043	5/8-11X1.1/4	10	U07840.062.0125	1.-8X2.1/2*	1	U07840.100.0250
7/16-14X1/2*	50	U07840.043.0050	5/8-11X1.1/2*	10	U07840.062.0150	1.-8X3 Inch*	1	U07840.100.0300

U07860 Hexagon socket set screw with cup point UNC / Stelschroef met binnenzeskant en kratereind UNC / Vis sans tête à six pans creux à bout cuvette UNC

X05A

Thread Unified National Coarse
Material Alloy steel ASTM F912
Surface treatment Zinc plated

RoHS



d - TPI x L	✉	Art.number	d - TPI x L	✉	Art.number	d - TPI x L	✉	Art.number
#4-40X1/8*	100	U07860.011.0012	#10-24X5/8*	100	U07860.019.0062	3/8-16X5/8*	100	U07860.037.0062
#4-40X3/16*	100	U07860.011.0018	#10-24X3/4*	100	U07860.019.0075	3/8-16X3/4*	100	U07860.037.0075
#4-40X1/4*	100	U07860.011.0025	#10-24X1 Inch*	100	U07860.019.0100	3/8-16X1 Inch*	100	U07860.037.0100
#4-40X3/8*	100	U07860.011.0037	#10-24X1.1/4*	100	U07860.019.0125	3/8-16X1.1/4*	100	U07860.037.0125
			#10-24X1.1/2*	100	U07860.019.0150	3/8-16X1.1/2*	50	U07860.037.0150
#5-40X1/8*	100	U07860.012.0012				3/8-16X1.3/4*	50	U07860.037.0175
#5-40X3/16*	100	U07860.012.0018	1/4-20X3/16*	100	U07860.025.0018	3/8-16X2 Inch*	25	U07860.037.0200
#5-40X1/4*	100	U07860.012.0025	1/4-20X1/4*	100	U07860.025.0025	3/8-16X2.1/2*	25	U07860.037.0250
#5-40X3/8*	100	U07860.012.0037	1/4-20X5/16*	100	U07860.025.0031			
#5-40X1/2*	100	U07860.012.0050	1/4-20X3/8*	100	U07860.025.0037	7/16-14X3/8*	50	U07860.043.0037
			1/4-20X1/2*	100	U07860.025.0050	7/16-14X7/16*	50	U07860.043.0043
#6-32X1/8*	100	U07860.013.0012	1/4-20X5/8*	100	U07860.025.0062	7/16-14X1/2*	50	U07860.043.0050
#6-32X3/16*	100	U07860.013.0018	1/4-20X3/4*	100	U07860.025.0075	7/16-14X5/8*	50	U07860.043.0062
#6-32X1/4*	100	U07860.013.0025	1/4-20X1 Inch*	100	U07860.025.0100	7/16-14X3/4*	50	U07860.043.0075
#6-32X5/16*	100	U07860.013.0031	1/4-20X1.1/4*	100	U07860.025.0125	7/16-14X7/8*	50	U07860.043.0087
#6-32X3/8*	100	U07860.013.0037	1/4-20X1.1/2*	100	U07860.025.0150	7/16-14X1 Inch*	50	U07860.043.0100
#6-32X1/2*	100	U07860.013.0050	1/4-20X1.3/4*	100	U07860.025.0175	7/16-14X1.1/4*	25	U07860.043.0125
#6-32X5/8*	100	U07860.013.0062	1/4-20X2 Inch*	100	U07860.025.0200	7/16-14X1.1/2*	25	U07860.043.0150
#6-32X3/4*	100	U07860.013.0075				7/16-14X1.3/4*	25	U07860.043.0175
#6-32X1 Inch*	100	U07860.013.0100	5/16-18X3/16*	100	U07860.031.0018	7/16-14X2 Inch*	10	U07860.043.0200
			5/16-18X1/4*	100	U07860.031.0025			
#8-32X1/8*	100	U07860.016.0012	5/16-18X5/16*	100	U07860.031.0031	1/2-13X3/8*	50	U07860.050.0037
#8-32X3/16*	100	U07860.016.0018	5/16-18X3/8*	100	U07860.031.0037	1/2-13X1/2*	50	U07860.050.0050
#8-32X1/4*	100	U07860.016.0025	5/16-18X1/2*	100	U07860.031.0050	1/2-13X5/8*	50	U07860.050.0062
#8-32X5/16*	100	U07860.016.0031	5/16-18X5/8*	100	U07860.031.0062	1/2-13X3/4*	25	U07860.050.0075
#8-32X3/8*	100	U07860.016.0037	5/16-18X3/4*	100	U07860.031.0075	1/2-13X1 Inch*	25	U07860.050.0100
#8-32X1/2*	100	U07860.016.0050	5/16-18X1 Inch*	100	U07860.031.0100	1/2-13X1.1/4*	25	U07860.050.0125
#8-32X5/8*	100	U07860.016.0062	5/16-18X1.1/4*	100	U07860.031.0125	1/2-13X1.1/2*	25	U07860.050.0150
#8-32X3/4*	100	U07860.016.0075	5/16-18X1.1/2*	100	U07860.031.0150	1/2-13X1.3/4*	25	U07860.050.0175
#8-32X1 Inch*	100	U07860.016.0100	5/16-18X1.3/4*	100	U07860.031.0175	1/2-13X2 Inch*	10	U07860.050.0200
			5/16-18X2 Inch*	100	U07860.031.0200	1/2-13X2.1/2*	10	U07860.050.0250
#10-24X3/16*	100	U07860.019.0018				1/2-13X3 Inch*	10	U07860.050.0300
#10-24X1/4*	100	U07860.019.0025	3/8-16X1/4*	100	U07860.037.0025	1/2-13X4 Inch*	10	U07860.050.0400
#10-24X5/16*	100	U07860.019.0031	3/8-16X5/16*	100	U07860.037.0031			
#10-24X3/8*	100	U07860.019.0037	3/8-16X3/8*	100	U07860.037.0037	5/8-11X1/2*	10	U07860.062.0050
#10-24X1/2*	100	U07860.019.0050	3/8-16X1/2*	100	U07860.037.0050	5/8-11X5/8*	10	U07860.062.0062

U07860 Hexagon socket set screw with cup point UNC / Stelschroef met binnenzeskant en kratereind UNC / Vis sans tête à six pans creux à bout cuvette UNC

d - TPI x L	✉	Art.number	d - TPI x L	✉	Art.number	d - TPI x L	✉	Art.number
5/8-11X3/4*	10	U07860.062.0075	5/8-11X2.1/2*	10	U07860.062.0250	3/4-10X1.1/4*	5	U07860.075.0125
5/8-11X7/8*	10	U07860.062.0087	5/8-11X3.1/2*	5	U07860.062.0350	3/4-10X1.1/2*	5	U07860.075.0150
5/8-11X1 Inch*	10	U07860.062.0100	5/8-11X4 Inch*	5	U07860.062.0400	3/4-10X1.3/4*	5	U07860.075.0175
5/8-11X1.1/4*	10	U07860.062.0125				3/4-10X2 Inch*	5	U07860.075.0200
5/8-11X1.1/2*	10	U07860.062.0150	3/4-10X5/8*	5	U07860.075.0062	3/4-10X2.1/2*	5	U07860.075.0250
5/8-11X1.3/4*	10	U07860.062.0175	3/4-10X3/4*	5	U07860.075.0075	3/4-10X3 Inch*	5	U07860.075.0300
5/8-11X2 Inch*	10	U07860.062.0200	3/4-10X1 Inch*	5	U07860.075.0100			

U51260 Hexagon socket set screw with cup point UNC / Stelschroef met binnenzeskant en kratereind UNC / Vis sans tête à six pans creux à bout cuvette UNC

X15A

Thread Unified National Coarse
Material Stainless steel ASTM F880 304
Class CW



d - TPI x L	✉	Art.number	d - TPI x L	✉	Art.number	d - TPI x L	✉	Art.number
#2-56X1/16*	100	U51260.008.0006	#8-32X1/4*	100	U51260.016.0025	1/4-20X1 Inch*	50	U51260.025.0100
#2-56X3/32*	100	U51260.008.0009	#8-32X5/16*	100	U51260.016.0031			
#2-56X1/8*	100	U51260.008.0012	#8-32X3/8*	100	U51260.016.0037	5/16-18X1/4*	100	U51260.031.0025
#2-56X3/16*	100	U51260.008.0018	#8-32X7/16*	100	U51260.016.0043	5/16-18X5/16*	100	U51260.031.0031
#2-56X1/4*	100	U51260.008.0025	#8-32X1/2*	100	U51260.016.0050	5/16-18X3/8*	100	U51260.031.0037
						5/16-18X1/2*	100	U51260.031.0050
#3-48X3/32*	100	U51260.009.0009	#10-24X3/16*	100	U51260.019.0018	5/16-18X5/8*	100	U51260.031.0062
#3-48X1/8*	100	U51260.009.0012	#10-24X1/4*	100	U51260.019.0025	5/16-18X3/4*	50	U51260.031.0075
#3-48X3/16*	100	U51260.009.0018	#10-24X5/16*	100	U51260.019.0031	5/16-18X1 Inch*	50	U51260.031.0100
			#10-24X3/8*	100	U51260.019.0037			
#4-40X1/8*	100	U51260.011.0012	#10-24X1/2*	100	U51260.019.0050	3/8-16X5/16*	50	U51260.037.0031
#4-40X3/16*	100	U51260.011.0018	#10-24X5/8*	100	U51260.019.0062	3/8-16X3/8*	50	U51260.037.0037
#4-40X1/4*	100	U51260.011.0025	#10-24X3/4*	100	U51260.019.0075	3/8-16X1/2*	50	U51260.037.0050
						3/8-16X5/8*	50	U51260.037.0062
#6-32X1/8*	100	U51260.013.0012	1/4-20X3/16*	100	U51260.025.0018	3/8-16X3/4*	50	U51260.037.0075
#6-32X3/16*	100	U51260.013.0018	1/4-20X1/4*	100	U51260.025.0025	3/8-16X1 Inch*	50	U51260.037.0100
#6-32X1/4*	100	U51260.013.0025	1/4-20X5/16*	100	U51260.025.0031			
#6-32X5/16*	100	U51260.013.0031	1/4-20X3/8*	100	U51260.025.0037	1/2-13X1/2*	50	U51260.050.0050
#6-32X3/8*	100	U51260.013.0037	1/4-20X1/2*	100	U51260.025.0050	1/2-13X5/8*	25	U51260.050.0062
			1/4-20X5/8*	100	U51260.025.0062	1/2-13X3/4*	25	U51260.050.0075
#8-32X1/8*	100	U51260.016.0012	1/4-20X3/4*	100	U51260.025.0075	1/2-13X1 Inch*	25	U51260.050.0100
#8-32X3/16*	100	U51260.016.0018						

Hexagon socket set screw with knurled cup point UNC

Stelschroef met binnenzeskant en gekarteld kratereind UNC / Vis sans tête à six pans creux à bout cuvette nervurée UNC

ASME B18.3

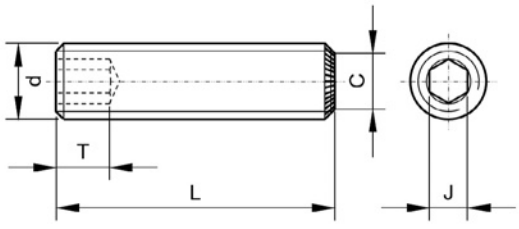



Technical Data

d	C (max.)	J	T (min.)	Threads per inch
No.4	0.054	0.05	0.070	40
No.6	0.074	1/16	0.080	32
No.8	0.087	5/64	0.090	32
No.10	0.102	3/32	0.100	24
1/4	0.132	1/8	0.125	20
5/16	0.172	5/32	0.156	18
3/8	0.212	3/16	0.188	16
1/2	0.291	1/4	0.250	13

- All dimensions in above table are in inches.
- These set screws are designed for pressure loads and are not suitable for tensile- or shear loads.

U07890 **Hexagon socket set screw with knurled cup point UNC / Stelschroef met binnenzeskant en gekarteld kratereind UNC / Vis sans tête à six pans creux à bout cuvette nervurée UNC** **X05A**

Thread Unified National Coarse
Material Alloy steel ASTM F912
Surface treatment Plain

RoHS

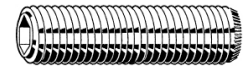

d - TPI x L	✉	Art.number	d - TPI x L	✉	Art.number	d - TPI x L	✉	Art.number
#4-40X1/8	100	U07890.011.0012	#10-24X1/4	100	U07890.019.0025	5/16-18X3/8*	100	U07890.031.0037
			#10-24X5/16*	100	U07890.019.0031	5/16-18X1/2*	100	U07890.031.0050
#6-32X1/8	100	U07890.013.0012	#10-24X3/8	100	U07890.019.0037	5/16-18X5/8*	100	U07890.031.0062
#6-32X3/16	100	U07890.013.0018	#10-24X1/2	100	U07890.019.0050	5/16-18X3/4	100	U07890.031.0075
#6-32X1/4	100	U07890.013.0025	#10-24X3/4*	100	U07890.019.0075	5/16-18X1 Inch*	100	U07890.031.0100
#6-32X5/16*	100	U07890.013.0031	#10-24X1 Inch	100	U07890.019.0100			
#6-32X3/8*	100	U07890.013.0037				3/8-16X3/8*	100	U07890.037.0037
#6-32X1/2	100	U07890.013.0050	1/4-20X3/16*	100	U07890.025.0018	3/8-16X1/2	100	U07890.037.0050
			1/4-20X1/4	100	U07890.025.0025	3/8-16X5/8*	100	U07890.037.0062
#8-32X1/8	100	U07890.016.0012	1/4-20X5/16*	100	U07890.025.0031	3/8-16X3/4	100	U07890.037.0075
#8-32X3/16	100	U07890.016.0018	1/4-20X3/8	100	U07890.025.0037	3/8-16X1 Inch*	100	U07890.037.0100
#8-32X1/4*	100	U07890.016.0025	1/4-20X1/2*	100	U07890.025.0050			
#8-32X5/16*	100	U07890.016.0031	1/4-20X5/8*	100	U07890.025.0062	1/2-13X1/2	50	U07890.050.0050
#8-32X3/8*	100	U07890.016.0037	1/4-20X3/4	100	U07890.025.0075	1/2-13X5/8*	25	U07890.050.0062
#8-32X1/2	100	U07890.016.0050	1/4-20X1 Inch	100	U07890.025.0100	1/2-13X3/4*	25	U07890.050.0075
#8-32X5/8*	100	U07890.016.0062	1/4-20X1.1/4*	100	U07890.025.0125	1/2-13X1 Inch*	25	U07890.050.0100
#8-32X3/4*	100	U07890.016.0075				1/2-13X1.1/4*	25	U07890.050.0125
			5/16-18X1/4	100	U07890.031.0025			
#10-24X3/16*	100	U07890.019.0018	5/16-18X5/16	100	U07890.031.0031			

Hexagon socket set screw with cup point UNF

Stelschroef met binnenzeskant en kratereind UNF / Vis sans tête à six pans creux à bout cuvette UNF

ASME B18.3

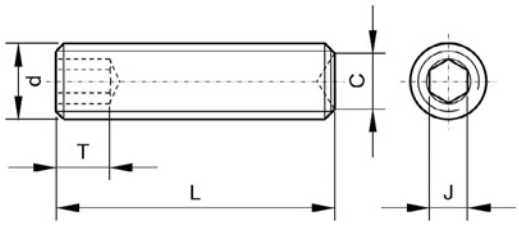



Technical Data

d	C (max.)	J	T (min.)	Threads per inch
No.4	0.061	0.05	0.070	48
No.5	0.067	1/16	0.080	44
No.6	0.074	1/16	0.080	40
No.8	0.087	5/64	0.090	36
No.10	0.102	3/32	0.100	32
1/4	0.132	1/8	0.125	28
5/16	0.172	5/32	0.156	24
3/8	0.212	3/16	0.188	24
7/16	0.252	7/32	0.219	20
1/2	0.291	1/4	0.250	20
5/8	0.371	5/16	0.312	18
3/4	0.450	3/8	0.375	16

- All dimensions in above table are in inches.
- These set screws are designed for pressure loads and are not suitable for tensile- or shear loads.

Article groups

Thread	Driving features	Material	Class	Surface treatment	Code	Page
UNF	Hexagon socket	Alloy st. ASTM F912		Plain	U07852	2-125
UNF	Hexagon socket	St.st. ASTM F880 304	CW		U51261	2-126

U07852 **Hexagon socket set screw with cup point UNF / Stelschroef met binnenzeskant en kratereind UNF / Vis sans tête à six pans creux à bout cuvette UNF** **X05A**

Thread Unified National Fine
Material Alloy steel ASTM F912
Surface treatment Plain

RoHS



d - TPI x L	✉	Art.number	d - TPI x L	✉	Art.number	d - TPI x L	✉	Art.number
#4-48X1/8*	100	U07852.011.0012	#10-32X5/8*	100	U07852.019.0062	5/16-24X1 Inch*	100	U07852.031.0100
#4-48X3/16*	100	U07852.011.0018	#10-32X3/4*	100	U07852.019.0075	5/16-24X1.1/4*	100	U07852.031.0125
#4-48X1/4*	100	U07852.011.0025	#10-32X7/8*	100	U07852.019.0087	5/16-24X1.1/2*	100	U07852.031.0150
#4-48X1/2*	100	U07852.011.0050	#10-32X1 Inch*	100	U07852.019.0100	5/16-24X1.3/4*	100	U07852.031.0175
			#10-32X1.1/4*	100	U07852.019.0125	5/16-24X2 Inch*	100	U07852.031.0200
#5-44X1/8*	100	U07852.012.0012	#10-32X1.1/2*	100	U07852.019.0150	5/16-24X2.1/2*	50	U07852.031.0250
#5-44X3/16*	100	U07852.012.0018	#10-32X1.3/4*	100	U07852.019.0175			
#5-44X1/4*	100	U07852.012.0025	#10-32X2 Inch*	50	U07852.019.0200	3/8-24X1/4*	100	U07852.037.0025
						3/8-24X5/16*	100	U07852.037.0031
#6-40X1/8*	100	U07852.013.0012	1/4-28X3/16*	100	U07852.025.0018	3/8-24X3/8*	100	U07852.037.0037
#6-40X3/16*	100	U07852.013.0018	1/4-28X1/4	100	U07852.025.0025	3/8-24X1/2*	100	U07852.037.0050
#6-40X1/4*	100	U07852.013.0025	1/4-28X5/16*	100	U07852.025.0031	3/8-24X5/8*	100	U07852.037.0062
#6-40X5/16*	100	U07852.013.0031	1/4-28X3/8*	100	U07852.025.0037	3/8-24X3/4	100	U07852.037.0075
#6-40X3/8*	100	U07852.013.0037	1/4-28X1/2	100	U07852.025.0050	3/8-24X1 Inch	100	U07852.037.0100
#6-40X1/2*	100	U07852.013.0050	1/4-28X5/8*	100	U07852.025.0062	3/8-24X1.1/4*	100	U07852.037.0125
			1/4-28X3/4*	100	U07852.025.0075	3/8-24X1.1/2	50	U07852.037.0150
#8-36X1/8*	100	U07852.016.0012	1/4-28X1 Inch*	100	U07852.025.0100	3/8-24X1.3/4*	50	U07852.037.0175
#8-36X3/16*	100	U07852.016.0018	1/4-28X1.1/4*	100	U07852.025.0125	3/8-24X2 Inch*	25	U07852.037.0200
#8-36X1/4*	100	U07852.016.0025	1/4-28X1.1/2*	100	U07852.025.0150	3/8-24X2.1/2*	25	U07852.037.0250
#8-36X5/16*	100	U07852.016.0031	1/4-28X1.3/4*	100	U07852.025.0175			
#8-36X3/8*	100	U07852.016.0037	1/4-28X2 Inch*	100	U07852.025.0200	7/16-20X3/8*	50	U07852.043.0037
#8-36X1/2*	100	U07852.016.0050	1/4-28X2.1/2*	50	U07852.025.0250	7/16-20X7/16	50	U07852.043.0043
						7/16-20X1/2*	50	U07852.043.0050
#10-32X1/8*	100	U07852.019.0012	5/16-24X1/4*	100	U07852.031.0025	7/16-20X5/8*	50	U07852.043.0062
#10-32X3/16*	100	U07852.019.0018	5/16-24X5/16*	100	U07852.031.0031	7/16-20X3/4*	50	U07852.043.0075
#10-32X1/4	100	U07852.019.0025	5/16-24X3/8	100	U07852.031.0037	7/16-20X7/8*	50	U07852.043.0087
#10-32X5/16*	100	U07852.019.0031	5/16-24X1/2*	100	U07852.031.0050	7/16-20X1 Inch*	50	U07852.043.0100
#10-32X3/8	100	U07852.019.0037	5/16-24X5/8*	100	U07852.031.0062	7/16-20X1.1/4*	25	U07852.043.0125
#10-32X1/2*	100	U07852.019.0050	5/16-24X3/4*	100	U07852.031.0075	7/16-20X1.1/2*	25	U07852.043.0150

U07852	Hexagon socket set screw with cup point UNF / Stelschroef met binnenzeskant en kratereind UNF / Vis sans tête à six pans creux à bout cuvette UNF	←

d - TPI x L	✉	Art.number	d - TPI x L	✉	Art.number	d - TPI x L	✉	Art.number
7/16-20X1.3/4*	25	U07852.043.0175	1/2-20X1.3/4*	25	U07852.050.0175	5/8-18X2 Inch*	10	U07852.062.0200
7/16-20X2 Inch*	10	U07852.043.0200	1/2-20X2 Inch*	10	U07852.050.0200	5/8-18X2.1/2*	10	U07852.062.0250
			1/2-20X2.1/2*	10	U07852.050.0250			
1/2-20X3/8*	25	U07852.050.0037	1/2-20X3 Inch*	10	U07852.050.0300	3/4-16X3/4*	5	U07852.075.0075
1/2-20X1/2*	50	U07852.050.0050				3/4-16X1 Inch*	5	U07852.075.0100
1/2-20X5/8*	50	U07852.050.0062	5/8-18X1/2*	10	U07852.062.0050	3/4-16X1.1/2*	5	U07852.075.0150
1/2-20X3/4*	25	U07852.050.0075	5/8-18X5/8*	10	U07852.062.0062	3/4-16X1.3/4*	5	U07852.075.0175
1/2-20X1 Inch	25	U07852.050.0100	5/8-18X3/4*	10	U07852.062.0075	3/4-16X2 Inch*	5	U07852.075.0200
1/2-20X1.1/4*	25	U07852.050.0125	5/8-18X1 Inch*	10	U07852.062.0100	3/4-16X2.1/2*	5	U07852.075.0250
1/2-20X1.1/2*	10	U07852.050.0150	5/8-18X1.1/2*	10	U07852.062.0150	3/4-16X3 Inch*	5	U07852.075.0300

U51261	Hexagon socket set screw with cup point UNF / Stelschroef met binnenzeskant en kratereind UNF / Vis sans tête à six pans creux à bout cuvette UNF	X15A

Thread Unified National Fine
Material Stainless steel ASTM F880 304
Class CW



d - TPI x L	✉	Art.number	d - TPI x L	✉	Art.number	d - TPI x L	✉	Art.number
#10-32X3/16*	100	U51261.019.0018	#10-32X3/8*	100	U51261.019.0037	#10-32X5/8*	100	U51261.019.0062
#10-32X1/4*	100	U51261.019.0025	#10-32X1/2*	100	U51261.019.0050	#10-32X3/4*	100	U51261.019.0075
#10-32X5/16*	100	U51261.019.0031						

Hexagon socket set screw with knurled cup point UNF

Stelschroef met binnenzeskant en gekarteld kratereind UNF / Vis sans tête à six pans creux à bout cuvette nervurée UNF

ASME B18.3

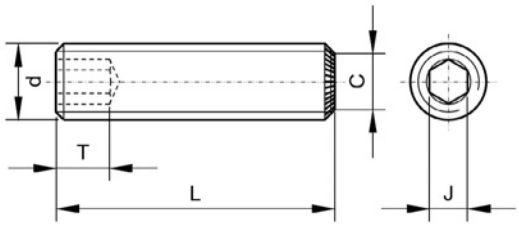

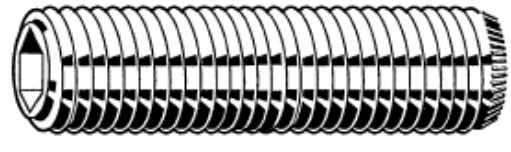

Technical Data

d	C (max.)	J	T (min.)	Threads per inch
No.10	0.102	3/32	0.100	32
1/4	0.132	1/8	0.125	28
5/16	0.172	5/32	0.156	24
3/8	0.212	3/16	0.188	24

- All dimensions in above table are in inches.
- These set screws are designed for pressure loads and are not suitable for tensile- or shear loads.

U07891	Hexagon socket set screw with knurled cup point UNF / Stelschroef met binnenzeskant en gekarteld kratereind UNF / Vis sans tête à six pans creux à bout cuvette nervurée UNF	X05A

Thread Unified National Fine
Material Alloy steel ASTM F912
Surface treatment Plain

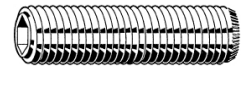

d - TPI x L	✉	Art.number	d - TPI x L	✉	Art.number	d - TPI x L	✉	Art.number
#10-32X3/16*	100	U07891.019.0018	1/4-28X5/16*	100	U07891.025.0031	5/16-24X5/8	100	U07891.031.0062
#10-32X1/4	100	U07891.019.0025	1/4-28X3/8*	100	U07891.025.0037	5/16-24X3/4*	100	U07891.031.0075
#10-32X5/16*	100	U07891.019.0031	1/4-28X1/2	100	U07891.025.0050			
#10-32X3/8	100	U07891.019.0037				3/8-24X3/8	100	U07891.037.0037
#10-32X1/2	100	U07891.019.0050	5/16-24X1/4	100	U07891.031.0025	3/8-24X1/2*	100	U07891.037.0050
			5/16-24X5/16*	100	U07891.031.0031	3/8-24X5/8*	100	U07891.037.0062
1/4-28X3/16*	100	U07891.025.0018	5/16-24X3/8*	100	U07891.031.0037	3/8-24X3/4*	50	U07891.037.0075
1/4-28X1/4*	100	U07891.025.0025	5/16-24X1/2*	100	U07891.031.0050			

Hexagon socket set screw with oval point UNC

Stelschroef met binnenzeskant en ronde punt UNC / Vis sans tête à six pans creux à bout oval UNC

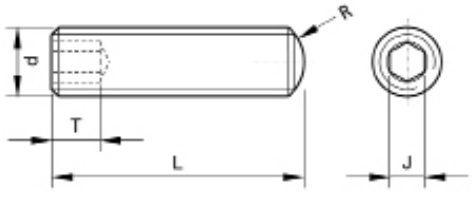

ASME B18.3



Technical Data

d	J	R	T (min.)	Threads per inch
No.6	1/16	0.104	0.080	32
No.8	5/64	0.123	0.090	32
No.10	3/32	0.142	0.100	24
1/4	1/8	0.188	0.125	20
5/16	5/32	0.234	0.156	18
3/8	3/16	0.281	0.188	16
1/2	1/4	0.375	0.250	13

- All dimensions in above table are in inches.
- These set screws are designed for pressure loads and are not suitable for tensile- or shear loads.

U07845 **Hexagon socket set screw with oval point UNC / Stelschroef met binnenzeskant en ronde punt UNC / Vis sans tête à six pans creux à bout oval UNC** **X05A**

Thread Unified National Coarse
Material Alloy steel ASTM F912
Surface treatment Plain

RoHS



d - TPI x L	✉	Art.number	d - TPI x L	✉	Art.number	d - TPI x L	✉	Art.number
#6-32X1/4*	100	U07845.013.0025	1/4-20X1/4*	100	U07845.025.0025	5/16-18X3/4*	100	U07845.031.0075
#6-32X5/16*	100	U07845.013.0031	1/4-20X5/16*	100	U07845.025.0031	5/16-18X1 Inch*	100	U07845.031.0100
#6-32X3/8*	100	U07845.013.0037	1/4-20X3/8*	100	U07845.025.0037			
			1/4-20X1/2*	100	U07845.025.0050	3/8-16X3/8*	100	U07845.037.0037
#8-32X3/16*	100	U07845.016.0018	1/4-20X5/8*	100	U07845.025.0062	3/8-16X1/2*	100	U07845.037.0050
#8-32X1/4*	100	U07845.016.0025	1/4-20X3/4*	100	U07845.025.0075	3/8-16X5/8*	100	U07845.037.0062
#8-32X1/2*	100	U07845.016.0050	1/4-20X1 Inch*	100	U07845.025.0100	3/8-16X3/4*	100	U07845.037.0075
						3/8-16X1 Inch*	100	U07845.037.0100
#10-24X3/16*	100	U07845.019.0018	5/16-18X1/4*	100	U07845.031.0025			
#10-24X1/4*	100	U07845.019.0025	5/16-18X5/16*	100	U07845.031.0031	1/2-13X1/2*	50	U07845.050.0050
#10-24X3/8*	100	U07845.019.0037	5/16-18X3/8*	100	U07845.031.0037	1/2-13X5/8*	50	U07845.050.0062
#10-24X1/2*	100	U07845.019.0050	5/16-18X1/2*	100	U07845.031.0050	1/2-13X3/4*	25	U07845.050.0075
			5/16-18X5/8*	100	U07845.031.0062	1/2-13X1 Inch*	25	U07845.050.0100

Hexagon socket head cap screw BSW

Cilinderschroef met binnenzeskant BSW / Vis à tête cylindrique à six pans creux BSW

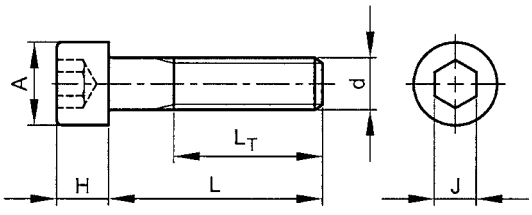

BS ≈2470



Technical Data

d	A	H	J	L_T (min.)	Threads per inch
1/2	3/4	1/2	3/8	1.1/2	12

- All dimensions in above table are in inches.
- Whitworth thread (BSW/BSF) is not internationally recommended. It is advised to use metric (M/MF/MEF) or unified threads (UNC/UNF).
- Marking in accordance with BS 2470 with manufacturer's identification mark only.
- Depending on availability dimensions may deviate.

07200 Hexagon socket head cap screw BSW / Cilinderschroef met binnenzeskant BSW / Vis à tête cylindrique à six pans creux BSW X08A

Thread British Standard Whitworth
Material Steel
Class 12.9
Surface treatment Plain



d x L	✉	Art.number	d x L	✉	Art.number	d x L	✉	Art.number
1/2X1 Inch	50	07200.127.025	1/2X2.1/4	25	07200.127.060	1/2X3.1/4	25	07200.127.080
1/2X1.1/4	50	07200.127.030	1/2X2.1/2	25	07200.127.065	1/2X3.1/2	25	07200.127.090
1/2X1.1/2	50	07200.127.040	1/2X2.3/4	25	07200.127.070	1/2X4 Inch	25	07200.127.100
1/2X1.3/4	50	07200.127.045	1/2X3 Inch	25	07200.127.075	1/2X4.1/2	25	07200.127.110
1/2X2 Inch	50	07200.127.050						

- Warning: electroplating of these products may cause hydrogen embrittlement.

Hexagon socket set screw with cup point BSW

Stelschroef met binnenzeskant en kratereind BSW / Vis sans tête à six pans creux à bout cuvette BSW

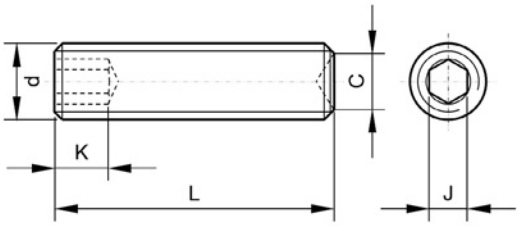

BS 2470



Technical Data

d	C	J	K (min.)	Threads per inch
1/2	0.291	1/4	0.2	12

- All dimensions in above table are in inches.
- These set screws are designed for pressure loads and are not suitable for tensile- or shear loads.
- Whitworth thread (BSW/BSF) is not internationally recommended. It is advised to use metric (M/MF/MEF) or unified threads (UNC/UNF).

07940 **Hexagon socket set screw with cup point BSW / Stelschroef met binnenzeskant en kratereind BSW / Vis sans tête à six pans creux à bout cuvette BSW** **X08A**

Thread	British Standard Whitworth
Material	Steel
Class	45H
Surface treatment	Plain

RoHS



d x L	✉	Art.number	d x L	✉	Art.number
1/2X1/2	100	07940.127.012	1/2X1 Inch	50	07940.127.025

Cover for hexagon socket screw

Afdekkap voor schroeven met binnenzeskant / Capuchon pour vis à tête à six pans creux

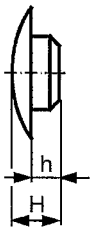

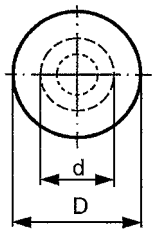



Technical Data

For use with	D	Diameter (mm)	For screw with s =	h	H
M5	9.1	4.3	4	1.5	2.8
M6	10.1	5.4	5	1.8	3.2
M8	13.1	6.3	6	2.4	3.8
M10	16.0	8.2	8	2.8	4.3
M12	18.2	10.5	10	3.4	5.5
M14	22.1	12.5	12	3.5	6.3
M16	23.8	14.5	14	3.8	7.5
M20	30.1	17.6	17	4.4	7.4

Examples of application

Special features for covers for hexagon socket screws:
- prevent corrosion and dirt accumulation in socket hole
- neat appearance
- easy to assemble and re-useable
- temperature resistant from –60°C up to +120°C
- colour traffic grey A, RAL 7042
- ATTENTION!! heads of hexagon socket screws can be partly covered by these covers



FABORY

07760 Cover for hexagon socket screw / Afdekkap voor schroeven met binnenzeskant / Capuchon pour vis à tête à six pans creux D91A

Material Plastic Polyethylene
Color Grey

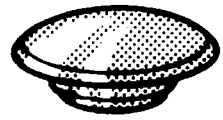

2

For use with / s	✉	Art.number	For use with / s	✉	Art.number	For use with / s	✉	Art.number
M5/s=4	100	07760.050.001	M10/s=8	100	07760.100.001	M16/s=14	100	07760.160.001
M6/s=5	100	07760.060.001	M12/s=10	100	07760.120.001	M20/s=17	50	07760.200.001
M8/s=6	100	07760.080.001	M14/s=12	100	07760.140.001			

Nuts 3

 Page 3-4 ISO 4032 **Metric**	 Page 3-12 ISO 8673 **Metric fine**	 Page 3-15 DIN 934 **Metric**	 Page 3-26 DIN 934 **Metric fine**	 Page 3-29 ISO 4033 **Metric**
 Page 3-30 DIN 555 **Metric**	 Page 3-31 ISO 4035 **Metric**	 Page 3-33 ISO 8675 **Metric fine**	 Page 3-35 DIN 439 2 **Metric**	 Page 3-38 DIN 439 2 **Metric fine**
 Page 3-40 DIN 936 **Metric**	 Page 3-43 DIN 936 **Metric fine**	 Page 3-45 DIN ≈934 **H=1xD Metric**	 Page 3-46 **H=3xD Metric**	 Page 3-49 **High Metric**
 Page 3-50 DIN 6923 **Metric**	 Page 3-51 EN 1664 **Metric**	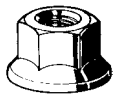 Page 3-52 MBN 13023 **Metric fine**	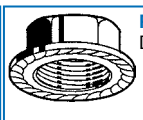 Page 3-52 DIN ≈6923 **Serrated flange Metric**	 Page 3-54 DIN 6926 **Metric**
 Page 3-55 DIN ≈6926 **Serrated flange Metric**	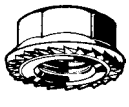 Page 3-56 **Toothed flange Metric**	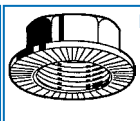 Page 3-57 **Ribbed flange Metric**	 Page 3-58 ISO 4161 **Spiralock**	 Page 3-59 ISO 10511 **Metric**
 Page 3-61 ISO 10512 **Metric fine**	 Page 3-62 DIN 985 **Metric**	 Page 3-66 DIN 985 **Metric fine**	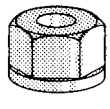 Page 3-67 **Plastic, Metric**	 Page 3-68 ISO 7040 **Metric fine**
 Page 3-69 DIN 982 **High Metric**	 Page 3-70 DIN 982 **High Metric fine**	 Page 3-71 DIN 6924 **Metric**	 Page 3-72 DIN 6924 **Metric fine**	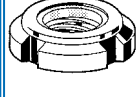 Page 3-73 **Type GUK Metric fine**
 Page 3-74 DIN 986 **With plastic insert Metric**	 Page 3-75 ISO 7042 **Metric**	 Page 3-77 ISO 10513 **Metric**	 Page 3-78 DIN 980V **Metric**	 Page 3-80 DIN 980V **Metric fine**
Page 3-81 DIN ≈980V **Biloc Metric**	Page 3-82 **Inloc Metric**	Page 3-83 DIN 6925 **Metric**	Page 3-85 DIN 6925 **Metric fine**	Page 3-86 **Type H100-ESN Metric**
Page 3-87 **Type H130-ESN Metric**	Page 3-88 **Type USN Metric**	Page 3-89 **COMBY Metric with captive conical washer**	Page 3-89 **COMBY Metric with captive toothed washer**	Page 3-90 DIN 7967 **PAL Metric**


Page 3-92
DIN 935-1
Metric


Page 3-95
DIN 935-1
Metric fine


Page 3-96
DIN 937
Thin Metric


Page 3-97
DIN 937
Thin Metric fine


Page 3-98
DIN 979
Thin Metric


Page 3-99
DIN 979
Thin Metric fine


Page 3-100
DIN 1587
Metric


Page 3-103
DIN 1587
Metric fine


Page 3-104
DIN ≈1587
Welded cap Metric


Page 3-105
DIN 917
Low Metric


Page 3-107
DIN 917
Low Metric fine

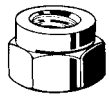
Page 3-107
Exhaust nut


Page 3-108
DIN 557
Metric


Page 3-109
DIN 562
Metric


Page 3-111
DIN 546
Slotted Metric


Page 3-112
Metric


Page 3-113
DIN 981
Metric fine


Page 3-114
DIN 1804 W
For hook spanner Metric


Page 3-116
DIN 1816
Metric fine


Page 3-117
DIN 70852
Metric fine


Page 3-118
DIN 315
Round wings Metric


Page 3-120
DIN ≈315
American type Metric

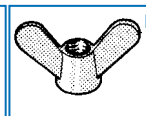
Page 3-121
Metric, plastic


Page 3-121
With collar Metric, plastic


Page 3-122
DIN 466
High Metric


Page 3-123
DIN 467
Low Metric

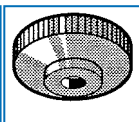
Page 3-124
Metric, plastic


Page 3-125
DIN 929
Hexagon Metric

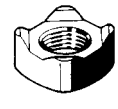
Page 3-126
DIN 928
Square Metric


Page 3-127
Smooth flange

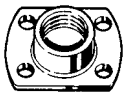
Page 3-128
With projections


Page 3-129
DIN 74361 B
Wheel nut


Page 3-129
NORD-LOCK


Page 3-130
DIN 28129
Clamp nut for covers


Page 3-131
DIN 80704
Bow nut


Page 3-132
DIN 80701
Toggle nut


Page 3-133
With slot Metric


Page 3-133
Metric


Page 3-134
Type SMG


Page 3-135
Jacknut

Page 3-136
ASME B18.2.2
UNC

Page 3-138
ASME B18.2.2
Heavy UNC

Page 3-139
ASME B18.2.2
UNF

Page 3-141
ASME B18.2.2
Machine screw nut UNC

Page 3-141
ASME B18.2.2
Machine screw nut UNC, turned

Page 3-142
ASME B18.2.2
Machine screw nut UNF

Page 3-143
ASME ≈B18.2.2
UNC, turned

Page 3-144
ASME B18.2.2
UNC

Page 3-146
ASME B18.2.2
UNF, turned

Page 3-147
ASME B18.2.2
UNF


Page 3-149
ASME B18.2.2
Heavy UNC


Page 3-150
SAE J482
High UNF


Page 3-151
ASME B18.2.2
Coupling UNC


Page 3-152
ASME B18.16.6
NE UNC


Page 3-154
ASME B18.16.6
NE UNF


Page 3-156
ASME B18.16.6
NTE UNC


Page 3-157
ASME B18.16.6
NTE UNF


Page 3-158
ASME B18.16.6
NU UNC


Page 3-159
ASME B18.16.6
NTU UNC


Page 3-160
ASME B18.16.6
All metal UNC


Page 3-161
ASME B18.16.6
All metal UNF


Page 3-162
ASME B18.16.6
All metal with flange UNC

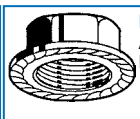
Page 3-163
ASME B18.16.4
Serrated flange UNC

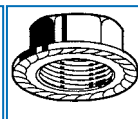
Page 3-164
ASME B18.16.4
Serrated flange UNF


Page 3-165
ASME B18.2.2
UNC


Page 3-167
ASME B18.2.2
UNF


Page 3-168
BS ≈1768
UNF


Page 3-169
ASME B18.2.2
Heavy UNC


Page 3-170
ASME B18.2.2
UNC


Page 3-171
ASME B18.2.2
Heavy UNC


Page 3-172
ASME B18.6.9
Type A UNC


Page 3-173
ASME B18.6.9
Type A UNF


Page 3-174
ASME B18.6.9
Type D UNC

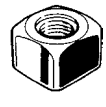
Page 3-175
Track shoe nut, square and hex, UNF


Page 3-176
BS 1083
BSW


Page 3-177
BS 1083
BSF


Page 3-178
BSW


Page 3-178
BSF


Page 3-179
BSW


Page 3-180
DIN 313
BSW


Page 3-181
DIN 431 A
Pipe thread


Page 3-182
DIN 431 B
Pipe thread


Page 3-183
Speednut

FABORY

Hexagon nut

Zeskantmoer / Écrou hexagonal

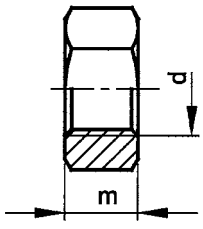

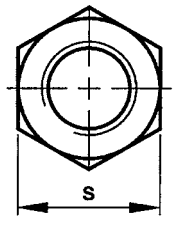

ISO 4032



3

Technical Data

d	m (max.)	P	s
M1 (≠ISO)	0.8	0.25	2.5
M1.2 (≠ISO)	1	0.25	3
M1.4 (≠ISO)	1.2	0.30	3
M1.6	1.3	0.35	3.2
M1.7 (≠ISO)	1.4	0.35	3.5
M2	1.6	0.40	4
M2.3 (≠ISO)	1.8	0.45	4.5
M2.5	2	0.45	5
M2.6 (≠ISO)	2	0.45	5
M3	2.4	0.50	5.5
M3.5	2.8	0.60	6
M4	3.2	0.70	7
M5	4.7	0.80	8
M6	5.2	1.00	10
M7 (≠ISO)	6	1.00	11
M8	6.8	1.25	13
M10	8.4	1.50	16
M12	10.8	1.75	18
M14	12.8	2.00	21

d	m (max.)	P	s
M16	14.8	2.00	24
M18	15.8	2.50	27
M20	18	2.50	30
M22	19.4	2.50	34
M24	21.5	3.00	36
M27	23.8	3.00	41
M30	25.6	3.50	46
M33	28.7	3.50	50
M36	31	4.00	55
M39	33.4	4.00	60
M42	34	4.50	65
M45	36	4.50	70
M48	38	5.00	75
M52	42	5.00	80
M56	45	5.50	85
M60	48	5.50	90
M64	51	6.00	95
M68 (≠ISO)	54	6.00	100

Article groups

Thread	Driving features	Material	Class	Surface treatment		Code	Page
M	Hexagon	St.	5-2	Plain	for pressure vessels	08781	3-5
M	Hexagon	St.	5-2	ZPL	for pressure vessels	08782	3-5
M	Hexagon	St.	5-2	HDG	ISO metric, for pressure vessels	08785	3-5
M	Hexagon	St.	6	Plain		01103	3-5
M	Hexagon	St.	6	Plain	left hand thread	11045	3-6
M	Hexagon	St.	8	Plain		01104	3-6
M	Hexagon	St.	8	Plain	left hand thread	01105	3-6
M	Hexagon	St.	8	ZPL		01301	3-6
M	Hexagon	St.	8	ZPL	left hand thread	01327	3-7
M	Hexagon	St.	8	Znthp/nc		01338	3-7
M	Hexagon	St.	8	Ni.pl.		01328	3-7
M	Hexagon	St.	8	flZn/nc		01337	3-7
M	Hexagon	St.	8	HDG	ISO metric	01510	3-7
M	Hexagon	St.	10	Plain		04124	3-8
M	Hexagon	St.	10	ZPL		04127	3-8
M	Hexagon	St.	10	Znthp/nc		01323	3-8
M	Hexagon	St.	10	flZn/nc		04130	3-8
M	Hexagon	St.	10	HDG	ISO metric	04128	3-8
M	Hexagon	St.	12	Plain		04131	3-9
M	Hexagon	St. C35 (AD-W7)		Plain	for pressure vessels	11301	3-9
M	Hexagon	St. 25CrMo4+QT (1.7218)		Plain	for pressure vessels	11303	3-9
M	Hexagon	St. 25CrMo4+QT (1.7218)		ZPL	for pressure vessels	11304	3-9
M	Hexagon	St.st. A2	70			51081	3-9
M	Hexagon	St.st. A2	80			53581	3-10
M	Hexagon	St.st. A4	70			55081	3-10
M	Hexagon	St.st. A4	80			53082	3-10
M	Hexagon	Al				45082	3-10
M	Hexagon	Ti	Gr.2			45921	3-10
M	Hexagon	Br. CU2/CU3		Plain		47015	3-10
M	Hexagon	Br. CU2/CU3		Ni.pl.		47055	3-11
M	Hexagon	Br. CU2/CU3		Chr.pl.		47056	3-11
M	Hexagon	Kuprodur CU5	60			47061	3-11

Go to www.fabory.com for all your tools, safety and metalworking products

08781 Hexagon nut for pressure vessels / Zeskantmoer voor drukvaten / Écrou hexagonal pour appareils à pression — E11A

Thread Metric thread
Material Steel
Class 5-2
Surface treatment Plain



d	✉	Art.number	d	✉	Art.number	d	✉	Art.number
M6*	100	08781.060.001	M18*	50	08781.180.001	M33	5	08781.330.001
M8	250	08781.080.001	M20	100	08781.200.001	M36	5	08781.360.001
M10	250	08781.100.001	M22*	50	08781.220.001	M39*	5	08781.390.001
M12	100	08781.120.001	M24	50	08781.240.001	M42*	5	08781.420.001
M14*	100	08781.140.001	M27	50	08781.270.001	M45*	5	08781.450.001
M16	100	08781.160.001	M30	25	08781.300.001			

Specific features of fasteners for pressure vessels:
- Intended for use in pressure vessels, steam appliances, equipment and flange connections at temperatures from -10 °C up to +300 °C.
- Meets the requirements of AD2000-W7, TRD106 and DIN 267-13.
- Manufacturers included in VdTÜV-Merkblatt 1253/4 are entitled to replace a certificate EN 10204 3.1 by marking the fasteners with the property class and the manufacturer's mark. This recognition is equally accepted by Lloyd's Register Energy.

08782 Hexagon nut for pressure vessels / Zeskantmoer voor drukvaten / Écrou hexagonal pour appareils à pression — E11A

Thread Metric thread
Material Steel
Class 5-2
Surface treatment Zinc plated



d	✉	Art.number	d	✉	Art.number	d	✉	Art.number
M6*	100	08782.060.001	M16*	100	08782.160.001	M30*	25	08782.300.001
M8*	100	08782.080.001	M20*	100	08782.200.001	M33*	10	08782.330.001
M10*	100	08782.100.001	M24	50	08782.240.001	M36*	10	08782.360.001
M12*	100	08782.120.001	M27*	50	08782.270.001			

Specific features of fasteners for pressure vessels:
- Intended for use in pressure vessels, steam appliances, equipment and flange connections at temperatures from -10 °C up to +300 °C.
- Meets the requirements of AD2000-W7, TRD106 and DIN 267-13.
- Manufacturers included in VdTÜV-Merkblatt 1253/4 are entitled to replace a certificate EN 10204 3.1 by marking the fasteners with the property class and the manufacturer's mark. This recognition is equally accepted by Lloyd's Register Energy.

08785 Hexagon nut ISO-Metric thread, for pressure vessels / Zeskantmoer ISO-Metrisch, voor drukvaten / Écrou hexagonal filetage ISO-Métrique, pour appareils à pression — E11A

Thread Metric thread
Material Steel
Class 5-2
Surface treatment Hot dip galvanized



d	✉	Art.number	d	✉	Art.number	d	✉	Art.number
M10*	100	08785.100.001	M20*	100	08785.200.001	M30*	25	08785.300.001
M12*	100	08785.120.001	M24*	50	08785.240.001	M33*	25	08785.330.001
M16*	100	08785.160.001	M27*	50	08785.270.001	M36*	10	08785.360.001

Specific features of fasteners for pressure vessels:
- Intended for use in pressure vessels, steam appliances, equipment and flange connections at temperatures from -10 °C up to +300 °C.
- Meets the requirements of AD2000-W7, TRD106 and DIN 267-13.
- Manufacturers included in VdTÜV-Merkblatt 1253/4 are entitled to replace a certificate EN 10204 3.1 by marking the fasteners with the property class and the manufacturer's mark. This recognition is equally accepted by Lloyd's Register Energy.
- ISO metric hot dip galvanized nuts are manufactured with thread tolerance class 6H and mate with externally threaded parts (bolts, threaded rods) that are manufactured with thread tolerance class 6az before coating.
- As the nut thread is tapped after galvanizing the threads are not coated. The corrosion resistance however is not influenced disadvantageously as the thread will be protected by the zinc layer of the mating part.

01103 Hexagon nut / Zeskantmoer / Écrou hexagonal — E01A

Thread Metric thread
Material Steel
Class 6
Surface treatment Plain



d	✉	Art.number	d	✉	Art.number	d	✉	Art.number
M1*	100	01103.010.001	M3,5*	100	01103.035.001	M20*	50	01103.200.001
M1,2*	100	01103.012.001	M4*	1.000	01103.040.001	M22*	50	01103.220.001
M1,4*	100	01103.014.001	M5*	1.000	01103.050.001	M27*	25	01103.270.001
M1,6*	100	01103.016.001	M6*	1.000	01103.060.001	M30*	10	01103.300.001
M1,7*	100	01103.017.001	M8*	1.000	01103.080.001	M36*	10	01103.360.001
M2*	1.000	01103.020.001	M10*	500	01103.100.001	M39*	5	01103.390.001
M2,3*	1.000	01103.023.001	M12*	250	01103.120.001	M42*	5	01103.420.001
M2,5*	1.000	01103.025.001	M14*	250	01103.140.001	M45*	5	01103.450.001
M2,6*	1.000	01103.026.001	M16*	100	01103.160.001	M48*	5	01103.480.001
M3*	1.000	01103.030.001	M18*	50	01103.180.001	M52*	1	01103.520.001

01103 Hexagon nut / Zeskantmoer / Écrou hexagonal

d	✉	Art.number	d	✉	Art.number
M56*	1	01103.560.001	M64*	1	01103.640.001
M60*	1	01103.600.001	M68*	1	01103.680.001

11045 Hexagon nut left hand thread / Zeskantmoer linkse schroefdraad / Écrou hexagonal filetage à gauche — E01A

Thread Metric thread
Material Steel
Class 6
Surface treatment Plain



d	✉	Art.number	d	✉	Art.number	d	✉	Art.number
M4 (LH)*	100	11045.040.001	M14 (LH)*	50	11045.140.001	M27 (LH)*	10	11045.270.001
M5 (LH)*	100	11045.050.001	M16 (LH)*	50	11045.160.001	M30 (LH)*	10	11045.300.001
M6 (LH)*	100	11045.060.001	M18 (LH)*	50	11045.180.001	M36 (LH)*	5	11045.360.001
M8 (LH)*	100	11045.080.001	M20 (LH)*	50	11045.200.001	M42 (LH)*	5	11045.420.001
M10 (LH)*	100	11045.100.001	M22 (LH)*	25	11045.220.001	M48 (LH)*	5	11045.480.001
M12 (LH)*	100	11045.120.001	M24 (LH)*	25	11045.240.001			

01104 Hexagon nut / Zeskantmoer / Écrou hexagonal — A01B

Thread Metric thread
Material Steel
Class 8
Surface treatment Plain



d	✉	Art.number	d	✉	Art.number	d	✉	Art.number
M2,5*	1.000	01104.025.001	M14	100	01104.140.001	M36	5	01104.360.001
M3	250	01104.030.001	M16	100	01104.160.001	M39	5	01104.390.001
M4	250	01104.040.001	M18*	100	01104.180.001	M42*	5	01104.420.001
M5	250	01104.050.001	M20	50	01104.200.001	M45*	5	01104.450.001
M6	250	01104.060.001	M22*	50	01104.220.001	M48*	5	01104.480.001
M7*	1.000	01104.070.001	M24	25	01104.240.001	M52*	1	01104.520.001
M8	250	01104.080.001	M27	10	01104.270.001	M56*	1	01104.560.001
M10	250	01104.100.001	M30	10	01104.300.001	M60*	1	01104.600.001
M12	100	01104.120.001	M33	5	01104.330.001	M64*	1	01104.640.001

01105 Hexagon nut left hand thread / Zeskantmoer linkse schroefdraad / Écrou hexagonal filetage à gauche — A09A

Thread Metric thread
Material Steel
Class 8
Surface treatment Plain



d	✉	Art.number	d	✉	Art.number	d	✉	Art.number
M6 (LH)*	100	01105.060.001	M12 (LH)*	100	01105.120.001	M24 (LH)*	50	01105.240.001
M8 (LH)*	100	01105.080.001	M16 (LH)*	50	01105.160.001	M30 (LH)*	25	01105.300.001
M10 (LH)*	100	01105.100.001	M20 (LH)*	50	01105.200.001			

01301 Hexagon nut / Zeskantmoer / Écrou hexagonal — A05B

Thread Metric thread
Material Steel
Class 8
Surface treatment Zinc plated



d	✉	Art.number	d	✉	Art.number	d	✉	Art.number
M2	1.000	01301.020.001	M14	100	01301.140.001	M 39*	5	01301.390.001
M2,5	1.000	01301.025.001	M16	100	01301.160.001	M42	5	01301.420.001
M3	250	01301.030.001	M18	50	01301.180.001	M45*	5	01301.450.001
M4	250	01301.040.001	M20	50	01301.200.001	M48*	5	01301.480.001
M5	250	01301.050.001	M22	25	01301.220.001	M52*	1	01301.520.001
M6	250	01301.060.001	M24	25	01301.240.001	M56*	1	01301.560.001
M7	1.000	01301.070.001	M27	10	01301.270.001	M60*	1	01301.600.001
M8	250	01301.080.001	M30	10	01301.300.001	M64*	1	01301.640.001
M10	250	01301.100.001	M33	5	01301.330.001	M68*	1	01301.680.001
M12	100	01301.120.001	M36	5	01301.360.001			

01327 Hexagon nut left hand tread / Zeskantmoer linkse schroefdraad / Écrou hexagonal filetage à gauche — A09A

Thread Metric thread
Material Steel
Class 8
Surface treatment Zinc plated



d	✉	Art.number	d	✉	Art.number	d	✉	Art.number
M4 (LH)*	100	01327.040.001	M12 (LH)	100	01327.120.001	M36 (LH)*	15	01327.360.001
M5 (LH)*	100	01327.050.001	M16 (LH)	50	01327.160.001	M39 (LH)*	15	01327.390.001
M6 (LH)	100	01327.060.001	M20 (LH)*	50	01327.200.001	M42 (LH)*	1	01327.420.001
M8 (LH)	100	01327.080.001	M24 (LH)*	50	01327.240.001	M48 (LH)*	1	01327.480.001
M10 (LH)	100	01327.100.001	M30 (LH)*	25	01327.300.001			

01338 Hexagon nut / Zeskantmoer / Écrou hexagonal — A95A

Thread Metric thread
Material Steel
Class 8
Surface treatment Zinc plated with thick Cr(III) passivation



d	✉	Art.number	d	✉	Art.number	d	✉	Art.number
M2,5*	1.000	01338.025.001	M8*	1.000	01338.080.001	M20*	100	01338.200.001
M3*	100	01338.030.001	M10*	500	01338.100.001	M24*	50	01338.240.001
M4*	1.000	01338.040.001	M12*	500	01338.120.001	M30*	25	01338.300.001
M5*	1.000	01338.050.001	M14*	100	01338.140.001	M36*	10	01338.360.001
M6*	1.000	01338.060.001	M16*	200	01338.160.001			

01328 Hexagon nut / Zeskantmoer / Écrou hexagonal — A06A

Thread Metric thread
Material Steel
Class 8
Surface treatment Nickel plated



d	✉	Art.number	d	✉	Art.number	d	✉	Art.number
M3*	1.000	01328.030.001	M5*	1.000	01328.050.001	M8*	1.000	01328.080.001
M4*	1.000	01328.040.001	M6*	1.000	01328.060.001	M10*	500	01328.100.001

01337 Hexagon nut / Zeskantmoer / Écrou hexagonal — A96A

Thread Metric thread
Material Steel
Class 8
Surface treatment Zinc flake Cr(VI) free - flZn/nc



d	✉	Art.number	d	✉	Art.number	d	✉	Art.number
M3	250	01337.030.001	M12	100	01337.120.001	M30	10	01337.300.001
M4	250	01337.040.001	M14	100	01337.140.001	M33	5	01337.330.001
M5	250	01337.050.001	M16	100	01337.160.001	M36	5	01337.360.001
M6	250	01337.060.001	M20	50	01337.200.001	M39	5	01337.390.001
M8	250	01337.080.001	M24	25	01337.240.001			
M10	250	01337.100.001	M27	10	01337.270.001			

01510 Hexagon nut ISO-Metric thread / Zeskantmoer ISO-Metrisch / Écrou hexagonal filetage ISO-Métrique — A05B

Thread Metric thread
Material Steel
Class 8
Surface treatment Hot dip galvanized



d	✉	Art.number	d	✉	Art.number	d	✉	Art.number
M6	250	01510.060.001	M20	50	01510.200.001	M39*	5	01510.390.001
M8	250	01510.080.001	M22	25	01510.220.001	M42*	5	01510.420.001
M10	250	01510.100.001	M24	25	01510.240.001	M45*	5	01510.450.001
M12	100	01510.120.001	M27	10	01510.270.001	M48*	5	01510.480.001
M14	100	01510.140.001	M30	10	01510.300.001	M52*	1	01510.520.001
M16	100	01510.160.001	M33	5	01510.330.001	M56*	1	01510.560.001
M18	50	01510.180.001	M36	5	01510.360.001	M64*	1	01510.640.001

- ISO metric hot dip galvanized nuts are manufactured with thread tolerance class 6H and mate with externally threaded parts (bolts, threaded rods) that are manufactured with thread tolerance class 6az before coating.
- As the nut thread is tapped after galvanizing the threads are not coated. The corrosion resistance however is not influenced disadvantageously as the thread will be protected by the zinc layer of the mating part.

04124 Hexagon nut / Zeskantmoer / Écrou hexagonal — A05B

Thread Metric thread
Material Steel
Class 10
Surface treatment Plain



d	✉	Art.number	d	✉	Art.number	d	✉	Art.number
M4*	1.000	04124.040.001	M16	100	04124.160.001	M33	5	04124.330.001
M5	250	04124.050.001	M18	50	04124.180.001	M36	5	04124.360.001
M6	250	04124.060.001	M20	50	04124.200.001	M39	5	04124.390.001
M8	250	04124.080.001	M22	50	04124.220.001	M42*	5	04124.420.001
M10	250	04124.100.001	M24	25	04124.240.001	M45*	5	04124.450.001
M12	100	04124.120.001	M27	10	04124.270.001	M48*	5	04124.480.001
M14	100	04124.140.001	M30	10	04124.300.001	M52*	1	04124.520.001

04127 Hexagon nut / Zeskantmoer / Écrou hexagonal — A05B

Thread Metric thread
Material Steel
Class 10
Surface treatment Zinc plated



d	✉	Art.number	d	✉	Art.number	d	✉	Art.number
M3	250	04127.030.001	M14	100	04127.140.001	M30	10	04127.300.001
M4	250	04127.040.001	M16	100	04127.160.001	M33	5	04127.330.001
M5	250	04127.050.001	M18	50	04127.180.001	M36	5	04127.360.001
M6	250	04127.060.001	M20	50	04127.200.001	M39	5	04127.390.001
M8	250	04127.080.001	M22	50	04127.220.001	M42*	5	04127.420.001
M10	250	04127.100.001	M24	25	04127.240.001	M48*	5	04127.480.001
M12	100	04127.120.001	M27	10	04127.270.001	M52*	1	04127.520.001

01323 Hexagon nut / Zeskantmoer / Écrou hexagonal — C01A

Thread Metric thread
Material Steel
Class 10
Surface treatment Zinc plated with thick Cr(III) passivation



d	✉	Art.number	d	✉	Art.number	d	✉	Art.number
M5*	1.000	01323.050.001	M12*	500	01323.120.001	M24*	50	01323.240.001
M6*	1.000	01323.060.001	M16*	100	01323.160.001	M27*	50	01323.270.001
M8*	1.000	01323.080.001	M20*	50	01323.200.001	M30*	10	01323.300.001
M10*	500	01323.100.001						

04130 Hexagon nut / Zeskantmoer / Écrou hexagonal — C02A

Thread Metric thread
Material Steel
Class 10
Surface treatment Zinc flake Cr(VI) free - flZn/nc



d	✉	Art.number	d	✉	Art.number	d	✉	Art.number
M5	250	04130.050.001	M16	100	04130.160.001	M30	10	04130.300.001
M6	250	04130.060.001	M18	100	04130.180.001	M33	5	04130.330.001
M8	250	04130.080.001	M20	100	04130.200.001	M36	5	04130.360.001
M10	250	04130.100.001	M22	50	04130.220.001	M39	5	04130.390.001
M12	250	04130.120.001	M24	25	04130.240.001			
M14	250	04130.140.001	M27	10	04130.270.001			

04128 Hexagon nut ISO-Metric thread / Zeskantmoer ISO-Metrisch / Écrou hexagonal filetage ISO-Métrique — C01A

Thread Metric thread
Material Steel
Class 10
Surface treatment Hot dip galvanized



d	✉	Art.number	d	✉	Art.number	d	✉	Art.number
M12*	100	04128.120.001	M22*	50	04128.220.001	M30*	25	04128.300.001
M16*	100	04128.160.001	M24*	50	04128.240.001	M33*	10	04128.330.001
M20	100	04128.200.001	M27*	25	04128.270.001	M36*	10	04128.360.001

- ISO metric hot dip galvanized nuts are manufactured with thread tolerance class 6H and mate with externally threaded parts (bolts, threaded rods) that are manufactured with thread tolerance class 6az before coating.
- As the nut thread is tapped after galvanizing the threads are not coated. The corrosion resistance however is not influenced disadvantageously as the thread will be protected by the zinc layer of the mating part.

04131 Hexagon nut / Zeskantmoer / Écrou hexagonal — C01A

Thread Metric thread
Material Steel
Class 12
Surface treatment Plain



d	✉	Art.number	d	✉	Art.number	d	✉	Art.number
M6	100	04131.060.001	M16	100	04131.160.001	M27*	25	04131.270.001
M8	100	04131.080.001	M20*	50	04131.200.001	M30*	10	04131.300.001
M10*	100	04131.100.001	M24*	25	04131.240.001	M36*	10	04131.360.001
M12*	500	04131.120.001						

11301 Hexagon nut for pressure vessels / Zeskantmoer voor drukvaten / Écrou hexagonal pour appareils à pression — G90A

Thread Metric thread
Material Steel C35 (AD-W7)
Surface treatment Plain



d	✉	Art.number	d	✉	Art.number	d	✉	Art.number
M12*	100	11301.120.001	M24*	25	11301.240.001	M33*	10	11301.330.001
M16*	100	11301.160.001	M27*	25	11301.270.001	M36*	10	11301.360.001
M20*	50	11301.200.001	M30*	25	11301.300.001			

Specific features of fasteners for pressure vessels:
- Intended for use in pressure vessels, steam appliances, equipment and flange connections at temperatures from -10 °C up to +300 °C.
- Meets the requirements of AD2000-W7, TRD106 and DIN 267-13.
- Manufacturers included in VdTÜV-Merkblatt 1253/4 are entitled to replace a certificate EN 10204 3.1 by marking the fasteners with the property class and the manufacturer's mark. This recognition is equally accepted by Lloyd's Register Energy.

11303 Hexagon nut / Zeskantmoer / Écrou hexagonal — C06A

Thread Metric thread
Material Steel 25CrMo4+QT (1.7218)
Surface treatment Plain



d	✉	Art.number	d	✉	Art.number	d	✉	Art.number
M12	100	11303.120.001	M24	50	11303.240.001	M33*	10	11303.330.001
M16	100	11303.160.001	M27*	50	11303.270.001	M36*	10	11303.360.001
M20*	50	11303.200.001	M30*	25	11303.300.001	M39*	5	11303.390.001

- Approved for use in accordance with the PED (Pressure Equipment Directive).
- Certificate EN 10204 3.1 available on request against a charge.

11304 Hexagon nut / Zeskantmoer / Écrou hexagonal — C06A

Thread Metric thread
Material Steel 25CrMo4+QT (1.7218)
Surface treatment Zinc plated



d	✉	Art.number	d	✉	Art.number	d	✉	Art.number
M12*	100	11304.120.001	M24*	50	11304.240.001	M30*	25	11304.300.001
M16*	100	11304.160.001	M27*	50	11304.270.001	M36*	10	11304.360.001
M20*	100	11304.200.001						

- Approved for use in accordance with the PED (Pressure Equipment Directive).
- Certificate EN 10204 3.1 available on request against a charge.

51081 Hexagon nut / Zeskantmoer / Écrou hexagonal — R09A

Thread Metric thread
Material Stainless steel A2
Class 70



d	✉	Art.number	d	✉	Art.number	d	✉	Art.number
M5	1.000	51081.050.001	M12	200	51081.120.001	M20	50	51081.200.001
M6	1.000	51081.060.001	M14	100	51081.140.001	M22*	25	51081.220.001
M8	500	51081.080.001	M16	100	51081.160.001	M24*	25	51081.240.001
M10	200	51081.100.001	M18	50	51081.180.001			

53581 Hexagon nut / Zeskantmoer / Écrou hexagonal — R11A

Thread Metric thread
Material Stainless steel A2
Class 80



d	✉	Art.number	d	✉	Art.number	d	✉	Art.number
M6*	1.000	53581.060.001	M12	200	53581.120.001	M20	50	53581.200.001
M8	500	53581.080.001	M16	100	53581.160.001	M24	25	53581.240.001
M10	200	53581.100.001	M18*	100	53581.180.001			

55081 Hexagon nut / Zeskantmoer / Écrou hexagonal — R49A

Thread Metric thread
Material Stainless steel A4
Class 70



d	✉	Art.number	d	✉	Art.number	d	✉	Art.number
M5*	1.000	55081.050.001	M10	200	55081.100.001	M16	100	55081.160.001
M6	1.000	55081.060.001	M12	200	55081.120.001	M20	50	55081.200.001
M8	500	55081.080.001	M14	100	55081.140.001	M24	25	55081.240.001

53082 Hexagon nut / Zeskantmoer / Écrou hexagonal — R49A

Thread Metric thread
Material Stainless steel A4
Class 80



d	✉	Art.number	d	✉	Art.number	d	✉	Art.number
M5*	1.000	53082.050.001	M10*	200	53082.100.001	M16*	100	53082.160.001
M6*	1.000	53082.060.001	M12*	200	53082.120.001	M20*	50	53082.200.001
M8*	500	53082.080.001	M14*	200	53082.140.001	M24*	25	53082.240.001

45082 Hexagon nut / Zeskantmoer / Écrou hexagonal — W01A

Thread Metric thread
Material Aluminium



d	✉	Art.number	d	✉	Art.number	d	✉	Art.number
M5*	100	45082.050.001	M8*	100	45082.080.001	M12*	50	45082.120.001
M6*	100	45082.060.001	M10	100	45082.100.001	M16*	50	45082.160.001

45921 Hexagon nut / Zeskantmoer / Écrou hexagonal — W01A

Thread Metric thread
Material Titanium
Class Gr.2



d	✉	Art.number	d	✉	Art.number	d	✉	Art.number
M6*	50	45921.060.001	M10*	50	45921.100.001	M16*	25	45921.160.001
M8*	50	45921.080.001	M12*	25	45921.120.001			

47015 Hexagon nut / Zeskantmoer / Écrou hexagonal — M01A

Thread Metric thread
Material Brass CU2/CU3
Surface treatment Plain



d	✉	Art.number	d	✉	Art.number	d	✉	Art.number
M1*	100	47015.010.001	M2,3*	1.000	47015.023.001	M5	1.000	47015.050.001
M1,2*	100	47015.012.001	M2,5*	1.000	47015.025.001	M6*	1.000	47015.060.001
M1,4*	100	47015.014.001	M2,6*	1.000	47015.026.001	M8*	1.000	47015.080.001
M1,6*	100	47015.016.001	M3*	1.000	47015.030.001	M10*	500	47015.100.001
M1,7*	100	47015.017.001	M3,5*	100	47015.035.001	M12*	250	47015.120.001
M2*	100	47015.020.001	M4*	1.000	47015.040.001	M14*	100	47015.140.001

47015 Hexagon nut / Zeskantmoer / Écrou hexagonal ←

d	✉	Art.number	d	✉	Art.number	d	✉	Art.number
M16*	100	47015.160.001	M24*	10	47015.240.001	M36*	5	47015.360.001
M18*	25	47015.180.001	M27*	10	47015.270.001	M42*	1	47015.420.001
M20*	25	47015.200.001	M30*	10	47015.300.001			
M22*	10	47015.220.001	M33*	5	47015.330.001			

47055 Hexagon nut / Zeskantmoer / Écrou hexagonal M01A

Thread Metric thread
Material Brass CU2/CU3
Surface treatment Nickel plated



d	✉	Art.number	d	✉	Art.number	d	✉	Art.number
M2*	1.000	47055.020.001	M5*	1.000	47055.050.001	M10*	100	47055.100.001
M3*	1.000	47055.030.001	M6*	1.000	47055.060.001	M12*	100	47055.120.001
M3,5*	1.000	47055.035.001	M8*	100	47055.080.001	M16*	250	47055.160.001
M4*	1.000	47055.040.001						

47056 Hexagon nut / Zeskantmoer / Écrou hexagonal M01A

Thread Metric thread
Material Brass CU2/CU3
Surface treatment Chrome plated



d	✉	Art.number	d	✉	Art.number	d	✉	Art.number
M3*	100	47056.030.001	M5*	100	47056.050.001	M8*	100	47056.080.001
M4*	100	47056.040.001	M6*	100	47056.060.001			

47061 Hexagon nut / Zeskantmoer / Écrou hexagonal M01A

Thread Metric thread
Material Kuprodur CU5
Class 60



d	✉	Art.number	d	✉	Art.number	d	✉	Art.number
M6*	100	47061.060.001	M12*	100	47061.120.001	M20*	25	47061.200.001
M8*	100	47061.080.001	M16*	100	47061.160.001	M24*	25	47061.240.001
M10*	100	47061.100.001						

FABORY

Hexagon nut MF

Zeskantmoer MF / Écrou hexagonal MF

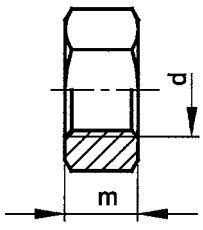

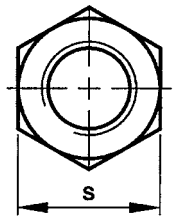

ISO	**8673**
DIN	934
NF	E25-401
NEN	1560



Technical Data

d	m (max.)	s
M8	6.80	13
M10	8.40	16
M12	10.80	18
M14	12.80	21
M16	14.80	24
M18	15.80	27
M20	18.00	30
M22	19.40	34
M24	21.50	36
M26	22.00	41
M27	23.80	41
M28	23.80	41
M30	25.60	46
M32	28.70	50
M33	28.70	50
M35	31.00	55
M36	31.00	55
M38	31.00	55
M39	33.40	60
M40	33.40	60
M42	34.00	65
M45	36.00	70
M48	38.00	75
M50	38.00	75
M52	42.00	80
M56	45.00	85
M58	48.00	90
M60	48.00	90
M64	51.00	95
M68	54.00	100
M72	58.00	105
M76	61.00	110
M80	64.00	115
M85	68.00	120
M90	72.00	130
M95	76.00	135

Article groups

Thread	Driving features	Material	Class	Surface treatment		Code	Page
MF	Hexagon	St.	6	Plain		11123	3-13
MF	Hexagon	St.	6	Plain	left hand thread	11122	3-13
MF	Hexagon	St.	8	ZPL		01335	3-13
MF	Hexagon	St.	8	ZPL BLCK		01345	3-13
MF	Hexagon	St.	10	Plain		04185	3-14
MF	Hexagon	St.	10	ZPL		04186	3-14
MF	Hexagon	Br. CU2/CU3				47005	3-14

11123 Hexagon nut MF / Zeskantmoer MF / Écrou hexagonal MF — F01A

Thread Metric fine thread
Material Steel
Class 6
Surface treatment Plain



d x P	✉	Art.number	d x P	✉	Art.number	d x P	✉	Art.number
M8X1,00*	100	11123.080.100	M33X1,50 (≠ISO)*	10	11123.330.150	M64X2.00 (≠ISO)*	1	11123.640.200
M10X1,00*	100	11123.100.100	M33X2,00*	10	11123.330.200	M64X4,00*	1	11123.640.400
M10X1,25*	100	11123.100.125	M35X1,50 (≠ISO)*	5	11123.350.150	M68X2.00 (≠ISO)*	1	11123.680.200
M12X1,00 (≠ISO)*	100	11123.120.100	M36X1,50 (≠ISO)*	5	11123.360.150	M68X4,00 (≠ISO)*	1	11123.680.400
M12X1,25*	100	11123.120.125	M36X3,00*	5	11123.360.300	M72X2.00 (≠ISO)*	1	11123.720.200
M12X1,50*	100	11123.120.150	M38X1,50 (≠ISO)*	5	11123.380.150	M72X4,00 (≠ISO)*	1	11123.720.400
M14X1,50*	100	11123.140.150	M39X1,50 (≠ISO)*	5	11123.390.150	M72X6,00*	1	11123.720.600
M16X1,50*	100	11123.160.150	M39X3,00*	5	11123.390.300	M76X2.00 (≠ISO)*	1	11123.760.200
M18X1,50*	50	11123.180.150	M40X1,50 (≠ISO)*	5	11123.400.150	M76X4,00 (≠ISO)*	1	11123.760.400
M18X2,00 (≠ISO)*	50	11123.180.200	M42X1,50 (≠ISO)*	5	11123.420.150	M76X6,00*	1	11123.760.600
M20X1,50*	50	11123.200.150	M42X3,00*	5	11123.420.300	M80X2.00 (≠ISO)*	1	11123.800.200
M20X2,00 (≠ISO)*	50	11123.200.200	M45X1,50 (≠ISO)*	5	11123.450.150	M80X4,00 (≠ISO)*	1	11123.800.400
M22X1,50*	25	11123.220.150	M45X3,00*	5	11123.450.300	M80X6,00*	1	11123.800.600
M22X2,00 (≠ISO)*	25	11123.220.200	M48X1,50 (≠ISO)*	5	11123.480.150	M85X2.00 (≠ISO)*	1	11123.850.200
M24X1,50*	25	11123.240.150	M48X3,00*	5	11123.480.300	M85X4,00 (≠ISO)*	1	11123.850.400
M24X2,00 (≠ISO)*	25	11123.240.200	M50X1,50 (≠ISO)*	1	11123.500.150	M85X6,00*	1	11123.850.600
M26X1,50 (≠ISO)*	25	11123.260.150	M52X1,50 (≠ISO)*	1	11123.520.150	M90X2.00 (≠ISO)*	1	11123.900.200
M27X1,50 (≠ISO)*	25	11123.270.150	M52X3,00 (≠ISO)*	1	11123.520.300	M90X4,00 (≠ISO)*	1	11123.900.400
M27X2,00*	25	11123.270.200	M56X2,00 (≠ISO)*	1	11123.560.200	M90X6,00*	1	11123.900.600
M28X1,50 (≠ISO)*	10	11123.280.150	M56X4,00*	1	11123.560.400	M95X2.00 (≠ISO)*	1	11123.950.200
M30X1,50 (≠ISO)*	10	11123.300.150	M58X2.00 (≠ISO)*	1	11123.580.200	M95X4,00 (≠ISO)*	1	11123.950.400
M30X2,00*	10	11123.300.200	M60X2.00 (≠ISO)*	1	11123.600.200	M95X6,00*	1	11123.950.600
M32X1,50 (≠ISO)*	10	11123.320.150	M60X4,00*	1	11123.600.400			

11122 Hexagon nut MF left hand thread / Zeskantmoer MF linkse schroefdraad / Écrou hexagonal MF filetage à gauche — F01A

Thread Metric fine thread
Material Steel
Class 6
Surface treatment Plain



d x P	✉	Art.number	d x P	✉	Art.number	d x P	✉	Art.number
M8X1,00 (LH)*	100	11122.080.100	M16X1,50 (LH)*	50	11122.160.150	M24X1,50 (LH)*	25	11122.240.150
M10X1,00 (LH)*	100	11122.100.100	M18X1,50 (LH)*	50	11122.180.150	M24X2,00 (LH)*	25	11122.240.200
M12X1,50 (LH)*	100	11122.120.150	M20X1,50 (LH)*	50	11122.200.150	M30X1,50 (LH)*	10	11122.300.150
M14X1,50 (LH)*	50	11122.140.150	M22X1,50 (LH)*	25	11122.220.150	M30X2,00 (LH)*	10	11122.300.200

01335 Hexagon nut MF / Zeskantmoer MF / Écrou hexagonal MF — A05A

Thread Metric fine thread
Material Steel
Class 8
Surface treatment Zinc plated



d x P	✉	Art.number	d x P	✉	Art.number	d x P	✉	Art.number
M10X1,00	100	01335.100.100	M20X2,00*	50	01335.200.200	M36X2,00*	20	01335.360.200
M10X1,25*	100	01335.100.125	M22X1,50*	50	01335.220.150	M36X3,00*	20	01335.360.300
M12X1,00*	500	01335.120.100	M22X2,00 (≠ISO)*	50	01335.220.200	M39X3,00*	1	01335.390.300
M12X1,25	100	01335.120.125	M24X1,50*	50	01335.240.150	M42X3,00*	1	01335.420.300
M12X1,50*	100	01335.120.150	M24X2,00 (≠ISO)*	50	01335.240.200	M45X3,00*	1	01335.450.300
M14X1,25*	100	01335.140.125	M27X1,50 (≠ISO)*	50	01335.270.150	M48X1,50 (≠ISO)*	1	01335.480.150
M14X1,50*	100	01335.140.150	M27X2,00*	50	01335.270.200	M48X2,00*	1	01335.480.200
M16X1,50*	100	01335.160.150	M30X1,50 (≠ISO)	25	01335.300.150	M48X3,00*	5	01335.480.300
M18X1,50*	100	01335.180.150	M30X2,00	25	01335.300.200	M52X3,00 (≠ISO)*	1	01335.520.300
M18X2,00 (≠ISO)*	100	01335.180.200	M33X2,00*	25	01335.330.200	M72X6,00*	1	01335.720.600
M20X1,50*	50	01335.200.150	M36X1,50 (≠ISO)*	20	01335.360.150			

01345 Hexagon nut MF / Zeskantmoer MF / Écrou hexagonal MF — A06A

Thread Metric fine thread
Material Steel
Class 8
Surface treatment Zinc plated black passivated



d x P	✉	Art.number	d x P	✉	Art.number	d x P	✉	Art.number
M8X1,00*	100	01345.080.100	M14X1,50*	100	01345.140.150	M20X1,50*	50	01345.200.150
M10X1,00*	100	01345.100.100	M16X1,50*	100	01345.160.150	M20X2,00*	50	01345.200.200
M12X1,25*	100	01345.120.125	M18X1,50*	100	01345.180.150	M22X1,50*	50	01345.220.150
M12X1,50*	100	01345.120.150	M18X2,00 (≠ISO)*	100	01345.180.200	M22X2,00 (≠ISO)*	50	01345.220.200

01345 Hexagon nut MF / Zeskantmoer MF / Écrou hexagonal MF

d x P	✉	Art.number	d x P	✉	Art.number	d x P	✉	Art.number
M24X1,50*	50	01345.240.150	M42X1,50 (≠ISO)*	5	01345.420.150	M64X4,00*	1	01345.640.400
M24X2,00 (≠ISO)*	50	01345.240.200	M42X3,00*	5	01345.420.300	M68X4,00 (≠ISO)*	1	01345.680.400
M27X2,00*	50	01345.270.200	M45X3,00*	5	01345.450.300	M72X4,00 (≠ISO)*	1	01345.720.400
M30X1,50 (≠ISO)*	10	01345.300.150	M48X1,50 (≠ISO)*	5	01345.480.150	M72X6,00*	1	01345.720.600
M33X2,00*	10	01345.330.200	M48X3,00*	5	01345.480.300	M80X4,00 (≠ISO)*	1	01345.800.400
M36X1,50 (≠ISO)*	5	01345.360.150	M52X3,00 (≠ISO)*	1	01345.520.300	M80X6,00*	1	01345.800.600
M36X3,00*	5	01345.360.300	M56X4,00*	1	01345.560.400			
M39X3,00*	5	01345.390.300	M60X4,00*	1	01345.600.400			

04185 Hexagon nut MF / Zeskantmoer MF / Écrou hexagonal MF — C02A

Thread Metric fine thread
Material Steel
Class 10
Surface treatment Plain

RoHS



d x P	✉	Art.number	d x P	✉	Art.number	d x P	✉	Art.number
M8X1,00*	100	04185.080.100	M18X2,00 (≠ISO)*	100	04185.180.200	M24X2,00 (≠ISO)*	25	04185.240.200
M10X1,00*	100	04185.100.100	M20X1,50*	50	04185.200.150	M30X1,50 (≠ISO)*	10	04185.300.150
M12X1,50*	100	04185.120.150	M20X2,00*	50	04185.200.200	M30X2,00*	10	04185.300.200
M14X1,50*	100	04185.140.150	M22X1,50*	25	04185.220.150	M36X3,00*	20	04185.360.300
M16X1,50	100	04185.160.150	M22X2,00 (≠ISO)*	25	04185.220.200	M42X3,00*	1	04185.420.300
M18X1,50*	100	04185.180.150	M24X1,50*	25	04185.240.150	M48X3,00*	5	04185.480.300

04186 Hexagon nut MF / Zeskantmoer MF / Écrou hexagonal MF — C02A

Thread Metric fine thread
Material Steel
Class 10
Surface treatment Zinc plated

RoHS



d x P	✉	Art.number	d x P	✉	Art.number	d x P	✉	Art.number
M8X1,00*	100	04186.080.100	M18X2,00 (≠ISO)*	100	04186.180.200	M30X2,00*	10	04186.300.200
M10X1,00*	100	04186.100.100	M20X1,50*	50	04186.200.150	M36X2,00*	20	04186.360.300
M12X1,50*	100	04186.120.150	M20X2,00*	25	04186.200.200	M42X3,00*	5	04186.420.300
M14X1,50*	100	04186.140.150	M24X1,50*	50	04186.240.150	M48X3,00*	5	04186.480.300
M16X1,50*	100	04186.160.150	M24X2,00 (≠ISO)*	25	04186.240.200			
M18X1,50*	100	04186.180.150	M30X1,50 (≠ISO)*	10	04186.300.150			

47005 Hexagon nut MF / Zeskantmoer MF / Écrou hexagonal MF — M01A

Thread Metric fine thread
Material Brass CU2/CU3

RoHS



d x P	✉	Art.number	d x P	✉	Art.number	d x P	✉	Art.number
M8X1*	100	47005.080.100	M14X1,5*	50	47005.140.150	M20X1,5*	10	47005.200.150
M10X1*	100	47005.100.100	M16X1,5*	25	47005.160.150	M22X1,5*	10	47005.220.150

Hexagon nut

Zeskantmoer / Écrou hexagonal

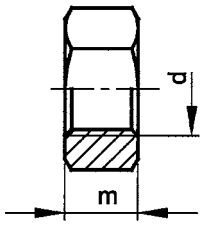

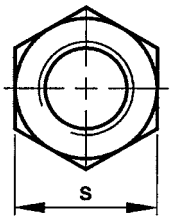

DIN	**934**
NF	E25-401
NEN	1560



Technical Data

d	m	P	s	d	m	P	s
M1	0.8	0.25	2.5	**M20**	16	2.50	30
M1.2	1	0.25	3	**M22**	18	2.50	32
M1.4	1.2	0.30	3	**M24**	19	3.00	36
M1.6	1.3	0.35	3.2	**M27**	22	3.00	41
M1.7	1.4	0.35	3.5	**M30**	24	3.50	46
M2	1.6	0.40	4	**M33**	26	3.50	50
M2.3	1.8	0.40	4.5	**M36**	29	4.00	55
M2.5	2	0.45	5	**M39**	31	4.00	60
M2.6	2	0.45	5	**M42**	34	4.50	65
M3	2.4	0.50	5.5	**M45**	36	4.50	70
M3.5	2.8	0.60	6	**M48**	38	5.00	75
M4	3.2	0.70	7	**M52**	42	5.00	80
M5	4	0.80	8	**M56**	45	5.50	85
M6	5	1.00	10	**M60**	48	5.50	90
M7	5.5	1.00	11	**M64**	51	6.00	95
M8	6.5	1.25	13	**M68**	54	6.00	100
M10 (≠DIN)	8	1.50	15	**M72X6**	58	6.00	105
M10	8	1.50	17	**M76X6**	61	6.00	110
M12	10	1.75	19	**M80X6**	64	6.00	115
M14	11	2.00	22	**M90X6**	72	6.00	130
M16	13	2.00	24	**M100X6**	80	6.00	145
M18	15	2.50	27	**M110X6**	88	6.00	155

Article groups

Thread	Driving features	Material	Class	Surface treatment		Color	Code	Page
M	Hexagon	St.	|6|	Plain	turned		11000	3-16
M	Hexagon	St.	|6|	Plain	turned left hand thread		11001	3-16
M	Hexagon	St.	|6|	ZPL	turned		11300	3-16
M	Hexagon	St.	|8|	Plain			01100	3-16
M	Hexagon	St.	|8|	Plain	large pack		01110	3-17
M	Hexagon	St.	|8|	Plain	left hand thread		11040	3-17
M	Hexagon	St.	|8|	ZPL			01300	3-17
M	Hexagon	St.	|8|	ZPL	large pack		01310	3-18
M	Hexagon	St.	|8|	ZPL	left hand thread		11042	3-18
M	Hexagon	St.	|8|	Znthp/nc			01325	3-18
M	Hexagon	St.	|8|	Ni.pl.			11008	3-18
M	Hexagon	St.	|8|	flZn/nc			01336	3-18
M	Hexagon	St.	|8|	HDG	ISO metric		01500	3-19
M	Hexagon	St.	|8|	HDG	oversized		01560	3-19
M	Hexagon	St.	|10|	Plain			04120	3-19
M	Hexagon	St.	|10|	ZPL			04121	3-19
M	Hexagon	St.	|10|	flZn/nc			04125	3-20
M	Hexagon	St.	|10|	HDG	oversized		04119	3-20
M	Hexagon	St.	|12|	Plain			04190	3-20
M	Hexagon	St.st. A2	70				51080	3-20
M	Hexagon	St.st. A2	70		large pack		51100	3-21
M	Hexagon	St.st. A2	70		left hand thread		51162	3-21
M	Hexagon	St.st. A2	70	ZPL			51085	3-21
M	Hexagon	St.st. A2	70	METALFORM			51089	3-21
M	Hexagon	St.st. A2	70	COMBIFLON			51082	3-22
M	Hexagon	St.st. A2	80				53080	3-22
M	Hexagon	St.st. A4	70				55080	3-22
M	Hexagon	St.st. A4	70		large pack		55100	3-22
M	Hexagon	St.st. A4	70	ZPL			55085	3-22
M	Hexagon	St.st. A4	80				53580	3-23

FABORY

3

Article groups

Thread	Driving features	Material	Class	Surface treatment	Color	Code	Page
M	Hexagon	St.st. A4	80	left hand thread		53162	3-23
M	Hexagon	St.st. A5 (1.4571)				55089	3-23
M	Hexagon	St.st. 1.4539				52082	3-23
M	Hexagon	St.st. D6 (1.4462)				52080	3-23
M	Hexagon	St.st. A8 (1.4529)				53081	3-24
M	Hexagon	Al	P40			45080	3-24
M	Hexagon	Al	P60	Anod.		45280	3-24
M	Hexagon	Ti	Gr.2			45920	3-24
M	Hexagon	Br. CU2/CU3				47000	3-24
M	Hexagon	Br. CU2/CU3		Ni.pl.		47050	3-25
M	Hexagon	Br. CU2/CU3		Chr.pl.		47051	3-25
M	Hexagon	Kuprodur CU5	60			45850	3-25
M	Hexagon	Plastic PA	6.6		White	56200	3-25

11000 Hexagon nut turned / Zeskantmoer gedraaid / Écrou hexagonal décolleté — F01A

Thread Metric thread
Material Steel
Class |6|
Surface treatment Plain



d	✉	Art.number	d	✉	Art.number	d	✉	Art.number
M1*	100	11000.010.001	M5	100	11000.050.001	M27*	25	11000.270.001
M1,2*	100	11000.012.001	M6*	1.000	11000.060.001	M30*	10	11000.300.001
M1,4*	100	11000.014.001	M7*	100	11000.070.001	M36*	10	11000.360.001
M1,6*	100	11000.016.001	M8*	1.000	11000.080.001	M39*	5	11000.390.001
M1,7*	100	11000.017.001	M10*	500	11000.100.001	M42*	5	11000.420.001
M2*	1.000	11000.020.001	M12	100	11000.120.001	M45*	5	11000.450.001
M2,3*	1.000	11000.023.001	M14*	250	11000.140.001	M48*	5	11000.480.001
M2,5*	1.000	11000.025.001	M16*	100	11000.160.001	M52*	1	11000.520.001
M2,6*	1.000	11000.026.001	M18*	50	11000.180.001	M56*	1	11000.560.001
M3*	1.000	11000.030.001	M20*	50	11000.200.001	M60*	1	11000.600.001
M3,5*	100	11000.035.001	M22*	50	11000.220.001	M64*	1	11000.640.001
M4*	1.000	11000.040.001	M24*	25	11000.240.001	M68*	1	11000.680.001

11001 Hexagon nut turned left hand thread / Zeskantmoer gedraaid linkse schroefdraad / Écrou hexagonal filetage à gauche, décolleté — F01A

Thread Metric thread
Material Steel
Class |6|
Surface treatment Plain



d	✉	Art.number	d	✉	Art.number	d	✉	Art.number
M10 (LH)*	100	11001.100.001	M20 (LH)*	50	11001.200.001	M30 (LH)*	10	11001.300.001
M12 (LH)*	100	11001.120.001	M22 (LH)*	25	11001.220.001	M36 (LH)*	5	11001.360.001
M14 (LH)*	50	11001.140.001	M24 (LH)*	25	11001.240.001	M42 (LH)*	5	11001.420.001
M16 (LH)*	50	11001.160.001	M27 (LH)*	10	11001.270.001	M48 (LH)*	5	11001.480.001
M18 (LH)*	50	11001.180.001						

11300 Hexagon nut turned / Zeskantmoer gedraaid / Écrou hexagonal decolleté — F01A

Thread Metric thread
Material Steel
Class |6|
Surface treatment Zinc plated



d	✉	Art.number	d	✉	Art.number	d	✉	Art.number
M1,6	500	11300.016.001	M2,5	500	11300.025.001	M3,5	250	11300.035.001
M2	500	11300.020.001						

01100 Hexagon nut / Zeskantmoer / Écrou hexagonal — A01B

Thread Metric thread
Material Steel
Class |8|
Surface treatment Plain



d	✉	Art.number	d	✉	Art.number	d	✉	Art.number
M2,5	250	01100.025.001	M5	250	01100.050.001	M8	250	01100.080.001
M3	250	01100.030.001	M6	250	01100.060.001	M10	250	01100.100.001
M4	250	01100.040.001	M7	250	01100.070.001	M12	100	01100.120.001

01100 Hexagon nut / Zeskantmoer / Écrou hexagonal ←

d	✉	Art.number	d	✉	Art.number	d	✉	Art.number
M14	100	01100.140.001	M36	5	01100.360.001	M68	1	01100.680.001
M16	100	01100.160.001	M39	5	01100.390.001	M72X6,00	1	01100.720.001
M18	50	01100.180.001	M42	5	01100.420.001	M76X6,00	1	01100.760.001
M20	50	01100.200.001	M45	4	01100.450.001	M80X6,00	1	01100.800.001
M22	25	01100.220.001	M48	4	01100.480.001	M90X6,00	1	01100.900.001
M24	25	01100.240.001	M52	1	01100.520.001	M100X6,00	1	01100.982.001
M27	10	01100.270.001	M56	1	01100.560.001	M110X6,00	1	01100.984.001
M30	10	01100.300.001	M60	1	01100.600.001			
M33	5	01100.330.001	M64	1	01100.640.001			

NL-
FR-

NL-
FR-

01110 Hexagon nut, large pack / Zeskantmoer grootverpakking / Écrou hexagonal, emballage gros A01B

Thread Metric thread
Material Steel
Class |8|
Surface treatment Plain



d	✉	Art.number	d	✉	Art.number	d	✉	Art.number
M2,5*	1.000	01110.025.001	M8	2.000	01110.080.001	M20	150	01110.200.001
M3	2.500	01110.030.001	M10	1.000	01110.100.001	M22	125	01110.220.001
M4	2.500	01110.040.001	M12	700	01110.120.001	M24	50	01110.240.001
M5	2.500	01110.050.001	M14	400	01110.140.001	M27	50	01110.270.001
M6	2.000	01110.060.001	M16	300	01110.160.001	M30	50	01110.300.001
M7*	1.000	01110.070.001	M18	200	01110.180.001	M39*	5	01110.390.001

11040 Hexagon nut left hand thread / Zeskantmoer linkse schroefdraad / Écrou hexagonal filetage à gauche F01A

Thread Metric thread
Material Steel
Class |8|
Surface treatment Plain



d	✉	Art.number	d	✉	Art.number	d	✉	Art.number
M5 (LH)	250	11040.050.001	M16 (LH)	50	11040.160.001	M30 (LH)	5	11040.300.001
M6 (LH)	250	11040.060.001	M18 (LH)	25	11040.180.001	M33 (LH)	2	11040.330.001
M8 (LH)	100	11040.080.001	M20 (LH)	25	11040.200.001	M36 (LH)	2	11040.360.001
M10 (LH)	100	11040.100.001	M22 (LH)	10	11040.220.001	M39 (LH)	2	11040.390.001
M12 (LH)	50	11040.120.001	M24 (LH)	10	11040.240.001	M42 (LH)	2	11040.420.001
M14 (LH)	50	11040.140.001	M27 (LH)	5	11040.270.001	M48 (LH)	2	11040.480.001

01300 Hexagon nut / Zeskantmoer / Écrou hexagonal A05B

Thread Metric thread
Material Steel
Class |8|
Surface treatment Zinc plated



d	✉	Art.number	d	✉	Art.number	d	✉	Art.number
M2	1.000	01300.020.001	M14	100	01300.140.001	M39	5	01300.390.001
M2,5	1.000	01300.025.001	M16	100	01300.160.001	M42	5	01300.420.001
M3	250	01300.030.001	M18	50	01300.180.001	M45	4	01300.450.001
M4	250	01300.040.001	M20	50	01300.200.001	M48	4	01300.480.001
M5	250	01300.050.001	M22	25	01300.220.001	M52	1	01300.520.001
M6	250	01300.060.001	M24	25	01300.240.001	M56	1	01300.560.001
M7	250	01300.070.001	M27	10	01300.270.001	M60	1	01300.600.001
M8	250	01300.080.001	M30	10	01300.300.001	M64	1	01300.640.001
M10	250	01300.100.001	M33	5	01300.330.001	M68	3	01300.680.001
M12	100	01300.120.001	M36	5	01300.360.001	M72X6,00	1	01300.720.001

01310 Hexagon nut, large pack / Zeskantmoer grootverpakking / Écrou hexagonal, emballage gros — A05B

Thread Metric thread
Material Steel
Class |8|
Surface treatment Zinc plated



d	✉	Art.number	d	✉	Art.number	d	✉	Art.number
M3	2.500	01310.030.001	M10	1.000	01310.100.001	M20	150	01310.200.001
M4	2.500	01310.040.001	M12	700	01310.120.001	M24	50	01310.240.001
M5	2.500	01310.050.001	M14	400	01310.140.001	M27	50	01310.270.001
M6	2.000	01310.060.001	M16	300	01310.160.001	M30	50	01310.300.001
M8	2.000	01310.080.001	M18	200	01310.180.001			

11042 Hexagon nut left hand thread / Zeskantmoer linkse schroefdraad / Écrou hexagonal filetage à gauche — F01A

Thread Metric thread
Material Steel
Class |8|
Surface treatment Zinc plated



d	✉	Art.number	d	✉	Art.number	d	✉	Art.number
M5 (LH)	250	11042.050.001	M16 (LH)	50	11042.160.001	M36 (LH)	15	11042.360.001
M6 (LH)	250	11042.060.001	M20 (LH)	50	11042.200.001	M39 (LH)*	15	11042.390.001
M8 (LH)	100	11042.080.001	M24 (LH)	25	11042.240.001	M42 (LH)*	10	11042.420.001
M10 (LH)	100	11042.100.001	M30 (LH)	25	11042.300.001	M48 (LH)*	5	11042.480.001
M12 (LH)	50	11042.120.001						

01325 Hexagon nut / Zeskantmoer / Écrou hexagonal — A95A

Thread Metric thread
Material Steel
Class |8|
Surface treatment Zinc plated with thick Cr(III) passivation



d	✉	Art.number	d	✉	Art.number	d	✉	Art.number
M2,5*	1.000	01325.025.001	M8	250	01325.080.001	M20*	100	01325.200.001
M3*	100	01325.030.001	M10	250	01325.100.001	M24*	50	01325.240.001
M4	250	01325.040.001	M12	100	01325.120.001	M30*	25	01325.300.001
M5	250	01325.050.001	M14*	100	01325.140.001	M36*	10	01325.360.001
M6	250	01325.060.001	M16	100	01325.160.001			

11008 Hexagon nut / Zeskantmoer / Écrou hexagonal — M01A

Thread Metric thread
Material Steel
Class |8|
Surface treatment Nickel plated



d	✉	Art.number	d	✉	Art.number	d	✉	Art.number
M3*	1.000	11008.030.001	M5*	1.000	11008.050.001	M8*	1.000	11008.080.001
M4*	1.000	11008.040.001	M6*	1.000	11008.060.001	M10*	500	11008.100.001

01336 Hexagon nut / Zeskantmoer / Écrou hexagonal — A96A

Thread Metric thread
Material Steel
Class |8|
Surface treatment Zinc flake Cr(VI) free - flZn/nc



d	✉	Art.number	d	✉	Art.number	d	✉	Art.number
M4	250	01336.040.001	M12	700	01336.120.001	M22	125	01336.220.001
M5	250	01336.050.001	M14	400	01336.140.001	M24	50	01336.240.001
M6	2.000	01336.060.001	M16	300	01336.160.001	M27	50	01336.270.001
M8	2.000	01336.080.001	M18	200	01336.180.001	M30	50	01336.300.001
M10	1.000	01336.100.001	M20	150	01336.200.001	M36	25	01336.360.001

01500 Hexagon nut ISO-Metric thread / Zeskantmoer ISO-Metrisch / Écrou hexagonal filetage ISO-Métrique A08A

Thread Metric thread
Material Steel
Class |8|
Surface treatment Hot dip galvanized



d	✉	Art.number	d	✉	Art.number	d	✉	Art.number
M6	100	01500.060.001	M20	50	01500.200.001	M39	3	01500.390.001
M8	100	01500.080.001	M22	50	01500.220.001	M42	3	01500.420.001
M10	100	01500.100.001	M24	50	01500.240.001	M45	4	01500.450.001
M12	100	01500.120.001	M27	10	01500.270.001	M48	4	01500.480.001
M14	100	01500.140.001	M30	10	01500.300.001	M52	5	01500.520.001
M16	50	01500.160.001	M33	5	01500.330.001	M56	4	01500.560.001
M18	50	01500.180.001	M36	5	01500.360.001	M64	3	01500.640.001

- ISO metric hot dip galvanized nuts are manufactured with thread tolerance class 6H and mate with externally threaded parts (bolts, threaded rods) that are manufactured with thread tolerance class 6az before coating.
- As the nut thread is tapped after galvanizing the threads are not coated. The corrosion resistance however is not influenced disadvantageously as the thread will be protected by the zinc layer of the mating part.
  NL- ISO metric hot dip galvanized nuts are manufactured with thread tolerance class 6H and mate with externally threaded parts (bolts, threaded rods) that are manufactured with thread tolerance class 6az before coating.
- As the nut thread is tapped after galvanizing the threads are not coated. The corrosion resistance however is not influenced disadvantageously as the thread will be protected by the zinc layer of the mating part.
  FR- ISO metric hot dip galvanized nuts are manufactured with thread tolerance class 6H and mate with externally threaded parts (bolts, threaded rods) that are manufactured with thread tolerance class 6az before coating.
- As the nut thread is tapped after galvanizing the threads are not coated. The corrosion resistance however is not influenced disadvantageously as the thread will be protected by the zinc layer of the mating part.

01560 Hexagon nut oversized thread / Zeskantmoer overmaats / Écrou hexagonal filetage surcoté A08A

Thread Metric thread
Material Steel
Class |8|
Surface treatment Hot dip galvanized



d	✉	Art.number	d	✉	Art.number	d	✉	Art.number
M8	250	01560.080.001	M22	25	01560.220.001	M42	5	01560.420.001
M10	250	01560.100.001	M24	25	01560.240.001	M45	4	01560.450.001
M12	100	01560.120.001	M27	25	01560.270.001	M48	4	01560.480.001
M14	100	01560.140.001	M30	10	01560.300.001	M52	1	01560.520.001
M16	100	01560.160.001	M33	5	01560.330.001	M56	1	01560.560.001
M18	50	01560.180.001	M36	5	01560.360.001	M60	1	01560.600.001
M20	50	01560.200.001	M39	5	01560.390.001	M64	1	01560.640.001

- Oversized hot dip galvanized nuts are manufactured with thread tolerance class 6AZ and mate with externally threaded parts (bolts, threaded rods) that are manufactured with thread tolerance class 6g before coating.
- As the nut thread is tapped after galvanizing the threads are not coated. The corrosion resistance however is not influenced disadvantageously as the thread will be protected by the zinc layer of the mating part.

04120 Hexagon nut / Zeskantmoer / Écrou hexagonal C01C

Thread Metric thread
Material Steel
Class |10|
Surface treatment Plain



d	✉	Art.number	d	✉	Art.number	d	✉	Art.number
M4	1.000	04120.040.001	M18	50	04120.180.001	M36	5	04120.360.001
M5	250	04120.050.001	M20	50	04120.200.001	M39	5	04120.390.001
M6	250	04120.060.001	M22	25	04120.220.001	M42	5	04120.420.001
M8	250	04120.080.001	M24	25	04120.240.001	M45	5	04120.450.001
M10	250	04120.100.001	M27	25	04120.270.001	M48	5	04120.480.001
M12	100	04120.120.001	M30	25	04120.300.001	M52*	5	04120.520.001
M14	100	04120.140.001	M33	5	04120.330.001	M56	5	04120.560.001
M16	100	04120.160.001						

04121 Hexagon nut / Zeskantmoer / Écrou hexagonal C01C

Thread Metric thread
Material Steel
Class |10|
Surface treatment Zinc plated



d	✉	Art.number	d	✉	Art.number	d	✉	Art.number
M3	250	04121.030.001	M12	100	04121.120.001	M24	25	04121.240.001
M4	250	04121.040.001	M14	100	04121.140.001	M27	50	04121.270.001
M5	250	04121.050.001	M16	100	04121.160.001	M30	25	04121.300.001
M6	250	04121.060.001	M18	100	04121.180.001	M33*	10	04121.330.001
M8	250	04121.080.001	M20	50	04121.200.001	M36	10	04121.360.001
M10	250	04121.100.001	M22	50	04121.220.001	M39*	15	04121.390.001

04121 Hexagon nut / Zeskantmoer / Écrou hexagonal

d	✉	Art.number	d	✉	Art.number	d	✉	Art.number
M42*	5	04121.420.001	M48*	5	04121.480.001	M52*	5	04121.520.001

04125 Hexagon nut / Zeskantmoer / Écrou hexagonal C02A

Thread Metric thread
Material Steel
Class |10|
Surface treatment Zinc flake Cr(VI) free - flZn/nc



d	✉	Art.number	d	✉	Art.number	d	✉	Art.number
M4	250	04125.040.001	M10	250	04125.100.001	M20	50	04125.200.001
M5	250	04125.050.001	M12	100	04125.120.001	M24	25	04125.240.001
M6	250	04125.060.001	M14	100	04125.140.001	M30	25	04125.300.001
M8	250	04125.080.001	M16	100	04125.160.001			

04119 Hexagon nut oversized thread / Zeskantmoer overmaats / Écrou hexagonal filetage surcoté C01A

Thread Metric thread
Material Steel
Class |10|
Surface treatment Hot dip galvanized



d	✉	Art.number	d	✉	Art.number	d	✉	Art.number
M10	500	04119.100.001	M20	100	04119.200.001	M27	25	04119.270.001
M12	100	04119.120.001	M24	50	04119.240.001	M30	25	04119.300.001
M16	100	04119.160.001						

- Oversized hot dip galvanized nuts are manufactured with thread tolerance class 6AZ and mate with externally threaded parts (bolts, threaded rods) that are manufactured with thread tolerance class 6g before coating.
- As the nut thread is tapped after galvanizing the threads are not coated. The corrosion resistance however is not influenced disadvantageously as the thread will be protected by the zinc layer of the mating part.

04190 Hexagon nut / Zeskantmoer / Écrou hexagonal C01C

Thread Metric thread
Material Steel
Class |12|
Surface treatment Plain



d	✉	Art.number	d	✉	Art.number	d	✉	Art.number
M6	250	04190.060.001	M14	100	04190.140.001	M27	25	04190.270.001
M8	250	04190.080.001	M16	100	04190.160.001	M30	25	04190.300.001
M10	250	04190.100.001	M20	50	04190.200.001	M36	10	04190.360.001
M12	100	04190.120.001	M24	25	04190.240.001			

51080 Hexagon nut / Zeskantmoer / Écrou hexagonal Q01A

Thread Metric thread
Material Stainless steel A2
Class 70



d	✉	Art.number	d	✉	Art.number	d	✉	Art.number
M1	200	51080.010.001	M7	200	51080.070.001	M27	10	51080.270.001
M1,2	200	51080.012.001	M8	200	51080.080.001	M30	5	51080.300.001
M1,4*	1.000	51080.014.001	M10	200	51080.100.001	M33	5	51080.330.001
M1,6	200	51080.016.001	M12	200	51080.120.001	M36	5	51080.360.001
M2	500	51080.020.001	M14	100	51080.140.001	M39	5	51080.390.001
M2,5	500	51080.025.001	M16	100	51080.160.001	M42	5	51080.420.001
M3	500	51080.030.001	M18	50	51080.180.001	M45	5	51080.450.001
M4	500	51080.040.001	M20	50	51080.200.001	M48	5	51080.480.001
M5	500	51080.050.001	M22	20	51080.220.001	M52	5	51080.520.001
M6	500	51080.060.001	M24	20	51080.240.001	M56*	5	51080.560.001

- Sizes with a diameter > M20 are minimal property class 50.

51100 Hexagon nut / Zeskantmoer / Écrou hexagonal — Q01A

Thread Metric thread
Material Stainless steel A2
Class 70



d	✉	Art.number	d	✉	Art.number	d	✉	Art.number
M1,7*	1.000	51100.017.001	M5	2.500	51100.050.001	M20	150	51100.200.001
M2,3*	1.000	51100.023.001	M6	2.000	51100.060.001	M24	50	51100.240.001
M2,6*	1.000	51100.026.001	M8	2.000	51100.080.001	M27	25	51100.270.001
M3	2.500	51100.030.001	M10	1.000	51100.100.001	M30	10	51100.300.001
M3,5*	1.000	51100.035.001	M12	700	51100.120.001			
M4	2.500	51100.040.001	M16	300	51100.160.001			

- Sizes with a diameter > M20 are minimal property class 50.

51162 Hexagon nut left hand thread / Zeskantmoer linkse schroefdraad / Écrou hexagonal filetage à gauche — R09A

Thread Metric thread
Material Stainless steel A2
Class 70



d	✉	Art.number	d	✉	Art.number	d	✉	Art.number
M4 (LH)	100	51162.040.001	M12 (LH)	25	51162.120.001	M22 (LH)	5	51162.220.001
M5 (LH)	100	51162.050.001	M14 (LH)	25	51162.140.001	M24 (LH)	5	51162.240.001
M6 (LH)	100	51162.060.001	M16 (LH)	10	51162.160.001	M27 (LH)*	10	51162.270.001
M8 (LH)	50	51162.080.001	M18 (LH)	10	51162.180.001	M30 (LH)	3	51162.300.001
M10 (LH)	50	51162.100.001	M20 (LH)	10	51162.200.001			

- Sizes with a diameter > M20 are minimal property class 50.

51085 Hexagon nut / Zeskantmoer / Écrou hexagonal — Q01A

Thread Metric thread
Material Stainless steel A2
Class 70
Surface treatment Zinc plated



d	✉	Art.number	d	✉	Art.number	d	✉	Art.number
M6	200	51085.060.001	M12	100	51085.120.001	M20	50	51085.200.001
M8	200	51085.080.001	M16	100	51085.160.001	M24	50	51085.240.001
M10	100	51085.100.001						

- The thin zinc layer on stainless steel nuts reduces the risk of galling.
- Sizes with a diameter > M20 are minimal property class 50.

51089 Hexagon nut / Zeskantmoer / Écrou hexagonal — Q01A

Thread Metric thread
Material Stainless steel A2
Class 70
Surface treatment METALFORM



d	✉	Art.number	d	✉	Art.number	d	✉	Art.number
M4	250	51089.040.001	M8	100	51089.080.001	M16	50	51089.160.001
M5	250	51089.050.001	M10	100	51089.100.001	M20	25	51089.200.001
M6	250	51089.060.001	M12	100	51089.120.001	M24	10	51089.240.001

- Sizes with a diameter > M20 are minimal property class 50.

Specific features of Metalform:
- The fixed, slightly visible dry film lubricant reduces the effect of galling.
- It levels out the big scatter in coefficient of friction and reduces the average value.
- In a bolt/nut assembly only one product (e.g. the nut) needs to be lubricated with Metalform.
- The lubricant can easily be removed with a solvent after assembly, there's no objection against application in the food industry.

51082 Hexagon nut / Zeskantmoer / Écrou hexagonal R09A

Thread Metric thread
Material Stainless steel A2
Class 70
Surface treatment COMBIFLON



d	✉	Art.number	d	✉	Art.number	d	✉	Art.number
M6	250	51082.060.001	M10	100	51082.100.001	M16	50	51082.160.001
M8	100	51082.080.001	M12	100	51082.120.001	M20	25	51082.200.001

Specific features of Combiflon:
- The fixed, silver colored dry film coating reduces the effect of galling.
- It levels out the big scatter in coefficient of friction and reduces the average value.
- In a bolt/nut assembly only one product (e.g. the nut) needs to be treated with Combiflon.
- The coating reduces bi-metallic corrosion.

53080 Hexagon nut / Zeskantmoer / Écrou hexagonal R11A

Thread Metric thread
Material Stainless steel A2
Class 80



d	✉	Art.number	d	✉	Art.number	d	✉	Art.number
M4	500	53080.040.001	M8	100	53080.080.001	M16	50	53080.160.001
M5	500	53080.050.001	M10	100	53080.100.001	M20	50	53080.200.001
M6	200	53080.060.001	M12	100	53080.120.001			

55080 Hexagon nut / Zeskantmoer / Écrou hexagonal Q41A

Thread Metric thread
Material Stainless steel A4
Class 70



d	✉	Art.number	d	✉	Art.number	d	✉	Art.number
M1,2*	200	55080.012.001	M7	200	55080.070.001	M27	10	55080.270.001
M1,4*	200	55080.014.001	M8	200	55080.080.001	M30	5	55080.300.001
M1,6*	1.000	55080.016.001	M10	200	55080.100.001	M33	5	55080.330.001
M2	500	55080.020.001	M12	200	55080.120.001	M36	5	55080.360.001
M2,5	500	55080.025.001	M14	100	55080.140.001	M39	5	55080.390.001
M2,6*	1.000	55080.026.001	M16	100	55080.160.001	M42	5	55080.420.001
M3	500	55080.030.001	M18	50	55080.180.001	M45	5	55080.450.001
M3,5*	1.000	55080.035.001	M20	50	55080.200.001	M48*	5	55080.480.001
M4	500	55080.040.001	M22	20	55080.220.001	M52*	5	55080.520.001
M5	500	55080.050.001	M24	20	55080.240.001	M56*	5	55080.560.001
M6	500	55080.060.001						

- Sizes with a diameter > M20 are minimal property class 50.

55100 Hexagon nut, large pack / Zeskantmoer grootverpakking / Écrou hexagonal, emballage gros Q41A

Thread Metric thread
Material Stainless steel A4
Class 70



d	✉	Art.number	d	✉	Art.number	d	✉	Art.number
M3	2.500	55100.030.001	M6	2.000	55100.060.001	M12	700	55100.120.001
M4	2.500	55100.040.001	M8	2.000	55100.080.001	M16	300	55100.160.001
M5	2.500	55100.050.001	M10	1.000	55100.100.001			

55085 Hexagon nut / Zeskantmoer / Écrou hexagonal Q01A

Thread Metric thread
Material Stainless steel A4
Class 70
Surface treatment Zinc plated



d	✉	Art.number	d	✉	Art.number	d	✉	Art.number
M8	200	55085.080.001	M16	100	55085.160.001	M24	50	55085.240.001
M12	100	55085.120.001	M20	50	55085.200.001			

- The thin zinc layer on stainless steel nuts reduces the risk of galling.
- Sizes with a diameter > M20 are minimal property class 50.

53580 Hexagon nut / Zeskantmoer / Écrou hexagonal — R11A

Thread Metric thread
Material Stainless steel A4
Class 80



d	✉	Art.number	d	✉	Art.number	d	✉	Art.number
M5*	1.000	53580.050.001	M12	25	53580.120.001	M22*	50	53580.220.001
M6	100	53580.060.001	M14	25	53580.140.001	M24	10	53580.240.001
M8	50	53580.080.001	M16	25	53580.160.001	M27*	25	53580.270.001
M10	50	53580.100.001	M20	10	53580.200.001	M30*	25	53580.300.001

53162 Hexagon nut left hand thread / Zeskantmoer linkse schroefdraad / Écrou hexagonal filetage à gauche — R11A

Thread Metric thread
Material Stainless steel A4
Class 80



d	✉	Art.number	d	✉	Art.number	d	✉	Art.number
M5 (LH)	100	53162.050.001	M14 (LH)	50	53162.140.001	M22 (LH)*	25	53162.220.001
M6 (LH)	100	53162.060.001	M16 (LH)	25	53162.160.001	M24 (LH)	25	53162.240.001
M8 (LH)	100	53162.080.001	M18 (LH)*	25	53162.180.001	M27 (LH)*	10	53162.270.001
M10 (LH)	100	53162.100.001	M20 (LH)	25	53162.200.001	M30 (LH)*	10	53162.300.001
M12 (LH)	50	53162.120.001						

55089 Hexagon nut / Zeskantmoer / Écrou hexagonal — Q45A

Thread Metric thread
Material Stainless steel A5 (1.4571)



d	✉	Art.number	d	✉	Art.number	d	✉	Art.number
M5*	500	55089.050.001	M12	100	55089.120.001	M24*	50	55089.240.001
M6*	500	55089.060.001	M16	100	55089.160.001	M27*	25	55089.270.001
M8*	200	55089.080.001	M20*	50	55089.200.001	M30*	25	55089.300.001
M10*	500	55089.100.001						

- Stabilized stainless steel 1.4571 is essentially a standard A4 stainless steel type with titanium.
- The addition of titanium is made to reduce the risk of intergranular corrosion (IC) after welding.
- 1.4571 is mainly applied in inaccessible constructions and constructions with moderate exposure to chloride and sulfur dioxide.
- Due to its titanium content it is not high-gloss polishable.

52082 Hexagon nut / Zeskantmoer / Écrou hexagonal — R83A

Thread Metric thread
Material Stainless steel 1.4539



d	✉	Art.number	d	✉	Art.number	d	✉	Art.number
M6*	1.000	52082.060.001	M10*	200	52082.100.001	M16*	100	52082.160.001
M8*	500	52082.080.001	M12*	500	52082.120.001	M20*	50	52082.200.001

- Stainless steel 1.4539 provides good corrosion resistance to non-oxidizing acids such as e.g. sulfuric acid under reducing conditions.
- This type of stainless steel is mainly used in the chemical industry.
- Due to its low carbon content, it is generally applicable after welding without thermal after-treatment.

52080 Hexagon nut / Zeskantmoer / Écrou hexagonal — Q62A

Thread Metric thread
Material Stainless steel D6 (1.4462)



d	✉	Art.number	d	✉	Art.number	d	✉	Art.number
M4*	50	52080.040.001	M10*	50	52080.100.001	M20*	10	52080.200.001
M5*	25	52080.050.001	M12*	25	52080.120.001	M24*	5	52080.240.001
M6*	100	52080.060.001	M16*	25	52080.160.001	M27*	5	52080.270.001
M8*	50	52080.080.001						

- The popular duplex stainless steel type 1.4462 offers a particularly good resistance to pitting and intercrystalline corrosion.
- Characteristics of both austenitic and ferritic stainless steels are present in this material, it combines the higher tensile strength of the ferritic chrome steels with the corrosion resistance of the austenitic chrome/nickel steels.

53081 Hexagon nut / Zeskantmoer / Écrou hexagonal — Q72A

Thread Metric thread
Material Stainless steel A8 (1.4529)



d	✉	Art.number	d	✉	Art.number	d	✉	Art.number
M6*	100	53081.060.001	M12*	50	53081.120.001	M24*	5	53081.240.001
M8*	50	53081.080.001	M16*	25	53081.160.001	M27*	2	53081.270.001
M10*	50	53081.100.001	M20*	5	53081.200.001	M30*	2	53081.300.001

- HCR (*High Corrosion Resistant*) alloy 1.4529 is a so-called super austenitic stainless steel.
- It provides particularly good resistance to chloride induced stress corrosion and to local occurrences of corrosion such as pitting or crevice corrosion.
- This alloy is classified in the highest class CRC V (very strong, EN 1993-1-4) for components and fasteners.
- Fasteners in 1.4529 are therefore ideal for use in indoor swimming pools and traffic tunnels.

45080 Hexagon nut / Zeskantmoer / Écrou hexagonal — W01A

Thread Metric thread
Material Aluminium
Class P40



d	✉	Art.number	d	✉	Art.number	d	✉	Art.number
M4	250	45080.040.001	M6	250	45080.060.001	M10	100	45080.100.001
M5	250	45080.050.001	M8	100	45080.080.001	M12	100	45080.120.001

45280 Hexagon nut / Zeskantmoer / Écrou hexagonal — W01A

Thread Metric thread
Material Aluminium
Class P60
Surface treatment Anodized



d	✉	Art.number	d	✉	Art.number	d	✉	Art.number
M6	250	45280.060.001	M12	100	45280.120.001	M20	25	45280.200.001
M8	100	45280.080.001	M16	50	45280.160.001	M24	10	45280.240.001
M10	100	45280.100.001						

45920 Hexagon nut / Zeskantmoer / Écrou hexagonal — W01A

Thread Metric thread
Material Titanium
Class Gr.2



d	✉	Art.number	d	✉	Art.number	d	✉	Art.number
M6	25	45920.060.001	M10	10	45920.100.001	M16*	25	45920.160.001
M8	25	45920.080.001	M12*	25	45920.120.001			

- Titanium Grade 2 (3.7035), due to the high content of pure titanium, performs excellently in those extremely corrosive environments where other materials such as e.g. stainless steel fail.

47000 Hexagon nut / Zeskantmoer / Écrou hexagonal — M01A

Thread Metric thread
Material Brass CU2/CU3



d	✉	Art.number	d	✉	Art.number	d	✉	Art.number
M1*	100	47000.010.001	M3,5*	100	47000.035.001	M18	10	47000.180.001
M1,2*	100	47000.012.001	M4	250	47000.040.001	M20	10	47000.200.001
M1,4*	100	47000.014.001	M5	250	47000.050.001	M22	10	47000.220.001
M1,6*	100	47000.016.001	M6	250	47000.060.001	M24	10	47000.240.001
M1,7*	100	47000.017.001	M7	250	47000.070.001	M27	10	47000.270.001
M2	250	47000.020.001	M8	250	47000.080.001	M30	5	47000.300.001
M2,3*	1.000	47000.023.001	M10	100	47000.100.001	M33	5	47000.330.001
M2,5	250	47000.025.001	M12	50	47000.120.001	M36	5	47000.360.001
M2,6*	1.000	47000.026.001	M14	50	47000.140.001	M42*	10	47000.420.001
M3	250	47000.030.001	M16	25	47000.160.001			

47050 Hexagon nut / Zeskantmoer / Écrou hexagonal — M01A

Thread Metric thread
Material Brass CU2/CU3
Surface treatment Nickel plated



d	✉	Art.number	d	✉	Art.number	d	✉	Art.number
M1,6	500	47050.016.001	M3,5	250	47050.035.001	M8	250	47050.080.001
M2	250	47050.020.001	M4	250	47050.040.001	M10	100	47050.100.001
M2,5	250	47050.025.001	M5	250	47050.050.001	M12	50	47050.120.001
M3	250	47050.030.001	M6	250	47050.060.001	M16	25	47050.160.001

47051 Hexagon nut / Zeskantmoer / Écrou hexagonal — M01A

Thread Metric thread
Material Brass CU2/CU3
Surface treatment Chrome plated



d	✉	Art.number	d	✉	Art.number	d	✉	Art.number
M3*	100	47051.030.001	M5*	100	47051.050.001	M8*	100	47051.080.001
M4*	100	47051.040.001						

45850 Hexagon nut / Zeskantmoer / Écrou hexagonal — M11A

Thread Metric thread
Material Kuprodur CU5
Class 60



d	✉	Art.number	d	✉	Art.number	d	✉	Art.number
M6	100	45850.060.001	M10	50	45850.100.001	M16	10	45850.160.001
M8	50	45850.080.001	M12	25	45850.120.001			

56200 Hexagon nut plastic / Zeskantmoer kunststof / Écrou hexagonal plastique — W02A

Thread Metric thread
Material Plastic Polyamide (nylon)
Class 6.6
Color White



d	✉	Art.number	d	✉	Art.number	d	✉	Art.number
M3	200	56200.030.001	M8	50	56200.080.001	M14	25	56200.140.001
M4	200	56200.040.001	M10	50	56200.100.001	M16	25	56200.160.001
M5	200	56200.050.001	M12	25	56200.120.001	M20	10	56200.200.001
M6	100	56200.060.001						

Hexagon nut MF/MEF

Zeskantmoer MF/ MEF / Écrou hexagonal MF/MEF

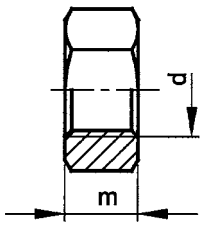

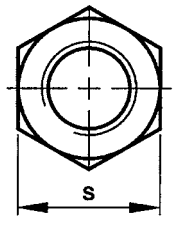

DIN **934**
NF E25-401
NEN 1560



Technical Data

d	m	s	d	m	s
M4 (≠DIN)	3.2	7	M39	31	60
M6 (≠DIN)	5	10	M40 (≠DIN)	31	60
M8	6.5	13	M42	34	65
M10	8	17	M45	36	70
M12	10	19	M48	38	75
M14	11	22	M50 (≠DIN)	38	75
M16	13	24	M52	42	80
M18	15	27	M56	45	85
M20	16	30	M58 (≠DIN)	48	90
M22	18	32	M60	48	90
M24	19	36	M64	51	95
M26 (≠DIN)	22	41	M68	54	100
M27	22	41	M72	58	105
M28 (≠DIN)	22	41	M76	61	110
M30	24	46	M80	64	115
M32 (≠DIN)	26	50	M85	68	120
M33	26	50	M90	72	130
M36	29	55	M95	76	135
M38 (≠DIN)	31	60			

Article groups

Thread	Driving features	Material	Class	Surface treatment		Code	Page
MF	Hexagon	Free-cutting steel	|6|	Plain		11009	3-26
MF	Hexagon	Free-cutting steel	|6|	Plain	left hand thread	11007	3-27
MF	Hexagon	St.	|8|	Plain		01120	3-27
MF	Hexagon	St.	|8|	Plain	left hand thread	01130	3-27
MF	Hexagon	St.	|8|	ZPL		01330	3-28
MF	Hexagon	St.	|10|	Plain		04180	3-28
MF	Hexagon	St.	|10|	ZPL		04181	3-28
MEF	Hexagon	St.	|10|	ZPL		04182	3-28
MF	Hexagon	St.st. A2	70			51160	3-28
MF	Hexagon	St.st. A4	70			55160	3-29
MF	Hexagon	Br. CU2/CU3				47001	3-29

11009 **Hexagon nut MF / Zeskantmoer MF / Écrou hexagonal MF** **F01A**

Thread Metric fine thread
Material Free-cutting steel
Class |6|
Surface treatment Plain



d x P	✉	Art.number	d x P	✉	Art.number	d x P	✉	Art.number
M8X1,00*	100	11009.080.100	M24X2,00*	25	11009.240.200	M42X1,50 (≠DIN)*	5	11009.420.150
M10X1,00*	100	11009.100.100	M26X1,50 (≠DIN)*	25	11009.260.150	M42X3,00*	5	11009.420.300
M10X1,25*	100	11009.100.125	M27X1,50 (≠DIN)*	25	11009.270.150	M45X1,50 (≠DIN)*	5	11009.450.150
M12X1,00 (≠DIN)*	100	11009.120.100	M27X2,00*	25	11009.270.200	M45X3,00*	5	11009.450.300
M12X1,25*	100	11009.120.125	M28X1,50 (≠DIN)*	10	11009.280.150	M48X1,50 (≠DIN)*	5	11009.480.150
M12X1,50*	100	11009.120.150	M30X1,50 (≠DIN)*	10	11009.300.150	M48X3,00*	5	11009.480.300
M14X1,50 (≠DIN)*	100	11009.140.150	M30X2,00*	10	11009.300.200	M50X1,50 (≠DIN)*	1	11009.500.150
M16X1,50*	100	11009.160.150	M32X1,50 (≠DIN)*	10	11009.320.150	M52X1,50 (≠DIN)*	1	11009.520.150
M18X1,50*	50	11009.180.150	M33X2,00*	10	11009.330.200	M52X3,00*	1	11009.520.300
M18X2,00*	50	11009.180.200	M36X1,50 (≠DIN)*	5	11009.360.150	M56X2,00 (≠DIN)*	1	11009.560.200
M20X1,50*	50	11009.200.150	M36X3,00*	5	11009.360.300	M56X4,00*	1	11009.560.400
M20X2,00*	50	11009.200.200	M38X1,50 (≠DIN)*	5	11009.380.150	M58X2,00 (≠DIN)*	1	11009.580.200
M22X1,50*	25	11009.220.150	M39X1,50 (≠DIN)*	5	11009.390.150	M60X2,00 (≠DIN)*	1	11009.600.200
M22X2,00*	25	11009.220.200	M39X3,00*	5	11009.390.300	M60X4,00*	1	11009.600.400
M24X1,50*	25	11009.240.150	M40X1,50 (≠DIN)*	5	11009.400.150	M64X2,00 (≠DIN)*	1	11009.640.200

Go to www.fabory.com for all your tools, safety and metalworking products

11009 Hexagon nut MF / Zeskantmoer MF / Écrou hexagonal MF

d x P	✉	Art.number	d x P	✉	Art.number	d x P	✉	Art.number
M64X4,00*	1	11009.640.400	M76X4,00*	1	11009.760.400	M85X6,00*	1	11009.850.600
M68X2,00 (≠DIN)*	1	11009.680.200	M76X6,00*	1	11009.760.600	M90X2,00 (≠DIN)*	1	11009.900.200
M68X4,00*	1	11009.680.400	M80X2,00 (≠DIN)*	1	11009.800.200	M90X4,00*	1	11009.900.400
M72X2,00 (≠DIN)*	1	11009.720.200	M80X4,00*	1	11009.800.400	M90X6,00*	1	11009.900.600
M72X4,00*	1	11009.720.400	M80X6,00*	1	11009.800.600	M95X2,00 (≠DIN)*	1	11009.950.200
M72X6,00*	1	11009.720.600	M85X2,00 (≠DIN)*	1	11009.850.200	M95X4,00*	1	11009.950.400
M76X2,00 (≠DIN)*	1	11009.760.200	M85X4,00*	1	11009.850.400	M95X6,00*	1	11009.950.600

11007 Hexagon nut turned MF left hand thread / Zeskantmoer gedraaid MF linkse schroefdraad / Écrou hexagonal MF, filetage à gauche F01B

Thread Metric fine thread
Material Free-cutting steel
Class |6|
Surface treatment Plain



d x P	✉	Art.number	d x P	✉	Art.number	d x P	✉	Art.number
M8X1,00 (LH)*	100	11007.080.100	M16X1,50 (LH)	100	11007.160.150	M24X1,50 (≠DIN) (LH)	25	11007.240.150
M10X1,00 (LH)	250	11007.100.100	M18X1,50 (LH)	50	11007.180.150	M24X2,00 (LH)	25	11007.240.200
M12X1,25 (LH)	100	11007.120.125	M20X1,50 (LH)	50	11007.200.150	M27X2,00 (LH)	25	11007.270.200
M12X1,50 (LH)	100	11007.120.150	M22X1,50 (LH)*	25	11007.220.150	M30X1,50 (≠DIN) (LH)*	10	11007.300.150
M14X1,50 (LH)	100	11007.140.150						

01120 Hexagon nut MF/MEF / Zeskantmoer MF/ MEF / Écrou hexagonal MF/MEF A09A

Thread Metric fine thread
Material Steel
Class |8|
Surface treatment Plain



d x P	✉	Art.number	d x P	✉	Art.number	d x P	✉	Art.number
M4X0,75 (≠DIN)	250	01120.040.075	M22X2,00	25	01120.220.200	M39X3,00	5	01120.390.300
M6X0,75 (≠DIN)	250	01120.060.075	M24X1,50 (≠DIN)	25	01120.240.150	M40X1,50 (≠DIN)	2	01120.400.150
M8X1,00	250	01120.080.100	M24X2,00	25	01120.240.200	M40X2,00 (≠DIN)	2	01120.400.200
M10X1,00	250	01120.100.100	M26X1,50 (≠DIN)	10	01120.260.150	M42X1,50 (≠DIN)	5	01120.420.150
M10X1,25	250	01120.100.125	M27X1,50 (≠DIN)	25	01120.270.150	M42X3,00	5	01120.420.300
M12X1,00 (≠DIN)	100	01120.120.100	M27X2,00	25	01120.270.200	M45X1,50 (≠DIN)	4	01120.450.150
M12X1,25	100	01120.120.125	M28X2,00 (≠DIN)	10	01120.280.200	M45X3,00	4	01120.450.300
M12X1,50	100	01120.120.150	M30X1,00 (≠DIN)	10	01120.300.100	M48X1,50 (≠DIN)	4	01120.480.150
M14X1,50	100	01120.140.150	M30X1,50 (≠DIN)	25	01120.300.150	M48X2,00 (≠DIN)	2	01120.480.200
M16X1,00 (≠DIN)	50	01120.160.100	M30X2,00	25	01120.300.200	M48X3,00	4	01120.480.300
M16X1,50	100	01120.160.150	M32X2,00 (≠DIN)	5	01120.320.200	M52X3,00	1	01120.520.300
M18X1,00 (≠DIN)	25	01120.180.100	M33X1,50 (≠DIN)	10	01120.330.150	M56X2,00 (≠DIN)	1	01120.560.200
M18X1,50	50	01120.180.150	M33X2,00	10	01120.330.200	M56X4,00	1	01120.560.400
M18X2,00	50	01120.180.200	M36X1,50 (≠DIN)	10	01120.360.150	M60X2,00 (≠DIN)	1	01120.600.200
M20X1,50	50	01120.200.150	M36X2,00 (≠DIN)	10	01120.360.200	M60X4,00	1	01120.600.400
M20X2,00	50	01120.200.200	M36X3,00	10	01120.360.300	M64X4,00	1	01120.640.400
M22X1,00 (≠DIN)	10	01120.220.100	M38X1,50 (≠DIN)	2	01120.380.150	M68X4,00	1	01120.680.400
M22X1,50	25	01120.220.150	M39X1,50 (≠DIN)	5	01120.390.150			

01130 Hexagon nut MF left hand thread / Zeskantmoer MF linkse schroefdraad / Écrou hexagonal MF, filetage à gauche A09A

Thread Metric fine thread
Material Steel
Class |8|
Surface treatment Plain



d x P	✉	Art.number	d x P	✉	Art.number	d x P	✉	Art.number
M12X1,25 (LH)	50	01130.120.125	M24X2,00 (LH)	10	01130.240.200	M36X2,00 (≠DIN) (LH)	2	01130.360.200
M12X1,50 (LH)	50	01130.120.150	M27X1,50 (≠DIN) (LH)	10	01130.270.150	M45X3,00 (LH)	1	01130.450.300
M14X1,50 (LH)	50	01130.140.150	M27X2,00 (LH)	10	01130.270.200	M48X1,50 (≠DIN) (LH)	1	01130.480.150
M16X1,50 (LH)	25	01130.160.150	M30X1,50 (≠DIN) (LH)	10	01130.300.150	M48X3,00 (LH)	1	01130.480.300
M18X1,50 (LH)	10	01130.180.150	M30X2,00 (LH)	10	01130.300.200			
M24X1,50 (≠DIN) (LH)	10	01130.240.150	M33X2,00 (LH)	5	01130.330.200			

01330 Hexagon nut MF / Zeskantmoer MF / Écrou hexagonal MF — A09A

Thread Metric fine thread
Material Steel
Class |8|
Surface treatment Zinc plated



d x P	✉	Art.number	d x P	✉	Art.number	d x P	✉	Art.number
M8X1,00	250	01330.080.100	M20X1,50	50	01330.200.150	M36X1,50 (≠DIN)	20	01330.360.150
M10X1,00	250	01330.100.100	M20X2,00	50	01330.200.200	M36X2,00 (≠DIN)	20	01330.360.200
M10X1,25	250	01330.100.125	M22X1,50	50	01330.220.150	M36X3,00	20	01330.360.300
M12X1,00 (≠DIN)	100	01330.120.100	M22X2,00*	50	01330.220.200	M39X3,00	1	01330.390.300
M12X1,25	100	01330.120.125	M24X1,50 (≠DIN)	50	01330.240.150	M42X3,00*	10	01330.420.300
M12X1,50	100	01330.120.150	M24X2,00	50	01330.240.200	M45X3,00*	5	01330.450.300
M14X1,25 (≠DIN)*	100	01330.140.125	M27X1,50 (≠DIN)*	50	01330.270.150	M48X1,50 (≠DIN)*	5	01330.480.150
M14X1,50	100	01330.140.150	M27X2,00	50	01330.270.200	M48X2,00 (≠DIN)*	5	01330.480.200
M16X1,50	100	01330.160.150	M30X1,50 (≠DIN)	30	01330.300.150	M48X3,00*	5	01330.480.300
M18X1,50	50	01330.180.150	M30X2,00	30	01330.300.200	M52X3,00*	5	01330.520.300
M18X2,00*	100	01330.180.200	M33X2,00*	25	01330.330.200	M72X6,00*	1	01330.720.600

04180 Hexagon nut MF / Zeskantmoer MF / Écrou hexagonal MF — C02A

Thread Metric fine thread
Material Steel
Class |10|
Surface treatment Plain



d x P	✉	Art.number	d x P	✉	Art.number	d x P	✉	Art.number
M8X1,00	250	04180.080.100	M18X1,50	50	04180.180.150	M27X2,00	10	04180.270.200
M10X1,00	250	04180.100.100	M18X2,00*	100	04180.180.200	M30X1,50 (≠DIN)	10	04180.300.150
M10X1,25	250	04180.100.125	M20X1,50	50	04180.200.150	M30X2,00	5	04180.300.200
M12X1,25	100	04180.120.125	M22X1,50	50	04180.220.150	M36X3,00	20	04180.360.300
M12X1,50	100	04180.120.150	M22X2,00*	25	04180.220.200	M42X3,00*	10	04180.420.300
M14X1,50	100	04180.140.150	M24X1,50 (≠DIN)	25	04180.240.150	M48X3,00	1	04180.480.300
M16X1,50	100	04180.160.150	M24X2,00	50	04180.240.200			

04181 Hexagon nut MF / Zeskantmoer MF / Écrou hexagonal MF — C02A

Thread Metric fine thread
Material Steel
Class |10|
Surface treatment Zinc plated



d x P	✉	Art.number	d x P	✉	Art.number	d x P	✉	Art.number
M8X1,00	100	04181.080.100	M16X1,50	100	04181.160.150	M30X2,00	10	04181.300.200
M10X1,00*	100	04181.100.100	M18X2,00*	100	04181.180.200	M36X3,00*	20	04181.360.300
M12X1,50*	100	04181.120.150	M20X2,00*	25	04181.200.200	M42X3,00*	10	04181.420.300
M14X1,50*	100	04181.140.150	M24X2,00	25	04181.240.200	M48X3,00*	5	04181.480.300

04182 Hexagon nut MEF / Zeskantmoer MEF / Écrou hexagonal MEF — C02A

Thread Metric extra fine thread
Material Steel
Class |10|
Surface treatment Zinc plated



d x P	✉	Art.number	d x P	✉	Art.number	d x P	✉	Art.number
M18X1,50*	100	04182.180.150	M24X1,50*	50	04182.240.150	M30X1,50*	10	04182.300.150
M20X1,50	50	04182.200.150						

51160 Hexagon nut MF / Zeskantmoer MF / Écrou hexagonal MF — R09A

Thread Metric fine thread
Material Stainless steel A2
Class 70



d x P	✉	Art.number	d x P	✉	Art.number	d x P	✉	Art.number
M8X1,00	100	51160.080.100	M16X1,50	50	51160.160.150	M27X1,50 (≠DIN)*	25	51160.270.150
M10X1,00	100	51160.100.100	M18X1,50	25	51160.180.150	M27X2,00	25	51160.270.200
M10X1,25	100	51160.100.125	M20X1,50	25	51160.200.150	M30X1,50 (≠DIN)	25	51160.300.150
M12X1,00 (≠DIN)	50	51160.120.100	M20X2,00*	50	51160.200.200	M30X2,00	25	51160.300.200
M12X1,25	100	51160.120.125	M22X1,50	10	51160.220.150	M36X1,50 (≠DIN)	10	51160.360.150
M12X1,50	100	51160.120.150	M24X1,50 (≠DIN)	10	51160.240.150	M36X2,00*	10	51160.360.200
M14X1,50	50	51160.140.150	M24X2,00	10	51160.240.200	M36X3,00*	10	51160.360.300

51160 **Hexagon nut MF / Zeskantmoer MF / Écrou hexagonal MF** ←

- Sizes with a diameter > M20 are minimal property class 50.

55160 **Hexagon nut MF / Zeskantmoer MF / Écrou hexagonal MF** **R49A**

Thread Metric fine thread
Material Stainless steel A4
Class 70



d x P	✉	Art.number	d x P	✉	Art.number	d x P	✉	Art.number
M8X0,50 (≠ DIN)*	500	55160.080.050	M14X1,50	50	55160.140.150	M24X2,00	10	55160.240.200
M8X1,00	100	55160.080.100	M16X1,50	50	55160.160.150	M27X1,50*	25	55160.270.150
M10X1,00	100	55160.100.100	M18X1,50	25	55160.180.150	M27X2,00	25	55160.270.200
M10X1,25	100	55160.100.125	M20X1,50	25	55160.200.150	M30X1,50 (≠DIN)*	25	55160.300.150
M12X1,00*	200	55160.120.100	M22X1,50	10	55160.220.150	M30X2,00	25	55160.300.200
M12X1,25*	200	55160.120.125	M24X1,50 (≠DIN)	10	55160.240.150	M39X1,50*	10	55160.390.150
M12X1,50	100	55160.120.150						

- Sizes with a diameter > M20 are minimal property class 50.

47001 **Hexagon nut MF / Zeskantmoer MF / Écrou hexagonal MF** **M01A**

Thread Metric fine thread
Material Brass CU2/CU3



d x P	✉	Art.number	d x P	✉	Art.number	d x P	✉	Art.number
M8X1,00*	100	47001.080.100	M14X1,50*	50	47001.140.150	M20X1,50*	10	47001.200.150
M10X1,00*	100	47001.100.100	M16X1,50*	25	47001.160.150	M22X1,50*	10	47001.220.150

Hexagon nut H=1xD

Zeskantmoer H=1xD / Écrou hexagonal haut 1xD

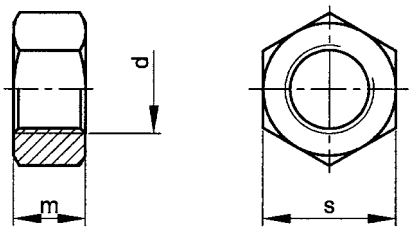

ISO **4033**



Technical Data

d	m	P	s
M6	5.7	1.00	10
M8	7.5	1.25	13
M10	9.3	1.50	16
M12	12	1.75	18
M16	16.4	2.00	24
M20	20.3	2.50	30
M24	23.9	3.00	36
M27	23.8	3.00	41
M30	28.6	3.50	46
M36	34.7	4.00	55

04193 **Hexagon nut H=1xD / Zeskantmoer H=1xD / Écrou hexagonal haut 1xD** **C01A**

Thread Metric thread
Material Steel
Class 12
Surface treatment Plain



d	✉	Art.number	d	✉	Art.number	d	✉	Art.number
M6*	100	04193.060.001	M12	100	04193.120.001	M24*	50	04193.240.001
M8*	100	04193.080.001	M16	100	04193.160.001	M27*	25	04193.270.001
M10*	100	04193.100.001	M20	50	04193.200.001	M30*	10	04193.300.001

FABORY

04193 **Hexagon nut H=1xD / Zeskantmoer H=1xD / Écrou hexagonal haut 1xD** ←

d	✉	Art.number
M36*	10	04193.360.001

Hexagon nut

Zeskantmoer / Écrou hexagonal

3

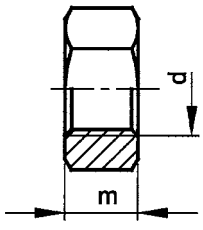

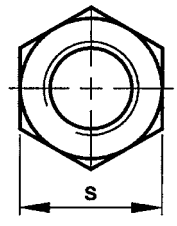

DIN **555**
NF E25-402
NEN 697



Technical Data

d	m	P	s
M6	5	0.80	10
M10	8	1.50	17
M12	10	1.75	19
M16	13	2.00	24
M18 (≠DIN)	15	2.50	27
M20	16	2.50	30
M22	18	2.50	32
M24	19	3.00	36
M27	22	3.00	41
M30	24	3.50	46

d	m	P	s
M33	26	3.50	50
M36	29	4.00	55
M39	31	4.00	60
M42	34	4.50	65
M45	36	4.50	70
M48	38	5.00	75
M52	42	5.00	80
M56	45	5.50	85
M64	51	6.00	95

Article groups

Thread	Driving features	Material	Class	Surface treatment	Code	Page
M	Hexagon	St.	|4|	Plain	08100	3-30
M	Hexagon	St.	|4|	ZPL	08110	3-30

08100 **Hexagon nut / Zeskantmoer / Écrou hexagonal** **E01A**

Thread Metric thread
Material Steel
Class |4|
Surface treatment Plain



d	✉	Art.number	d	✉	Art.number	d	✉	Art.number
M10	500	08100.100.001	M24	50	08100.240.001	M45	4	08100.450.001
M12	500	08100.120.001	M30	25	08100.300.001	M48	4	08100.480.001
M16	200	08100.160.001	M36	10	08100.360.001	M56	1	08100.560.001
M20	100	08100.200.001	M39	5	08100.390.001	M64	1	08100.640.001
M22	50	08100.220.001	M42	5	08100.420.001			

08110 **Hexagon nut / Zeskantmoer / Écrou hexagonal** **E03A**

Thread Metric thread
Material Steel
Class |4|
Surface treatment Zinc plated



d	✉	Art.number	d	✉	Art.number	d	✉	Art.number
M12	500	08110.120.001	M20	100	08110.200.001	M30	25	08110.300.001
M16	200	08110.160.001	M24	50	08110.240.001	M36	10	08110.360.001

Hexagon thin nut

Lage zeskantmoer / Écrou hexagonal bas

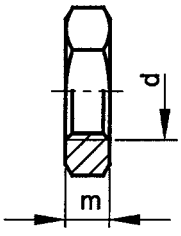

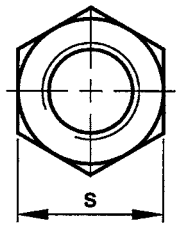

ISO 4035



Technical Data

d	m (max.)	P	s
M2	1.2	0.40	4
M2.5	1.6	0.45	5
M3	1.8	0.50	5.5
M4	2.2	0.70	7
M5	2.7	0.80	8
M6	3.2	1.00	10
M8	4	1.25	13
M10	5	1.50	16
M12	6	1.75	18
M14	7	2.00	21
M16	8	2.00	24
M20	10	2.50	30
M22	11	2.50	34
M24	12	3.00	36
M27	14	3.00	41
M30	15	3.50	46
M36	18	4.00	55

Article groups

Thread	Driving features	Material	Class	Surface treatment		Code	Page
M	Hexagon	St.	04	Znthp/nc		11365	3-31
M	Hexagon	St.	04	flZn/nc/TL/x/480h/C		01588	3-31
M	Hexagon	St.	04	HDG	ISO metric	01587	3-32
M	Hexagon	St.	05	Plain		01583	3-32
M	Hexagon	St.	05	ZPL		01584	3-32
M	Hexagon	Br. CU2/CU3				47035	3-32
M	Hexagon	Br. CU2/CU3		Ni.pl.		47036	3-32

11365 Hexagon thin nut / Lage zeskantmoer / Écrou hexagonal bas F01A

Thread Metric thread
Material Steel
Class 04
Surface treatment Zinc plated with thick Cr(III) passivation



d	✉	Art.number	d	✉	Art.number	d	✉	Art.number
M3*	1.000	11365.030.001	M5*	1.000	11365.050.001	M8	1.000	11365.080.001
M4*	1.000	11365.040.001	M6	100	11365.060.001			

01588 Hexagon thin nut / Lage zeskantmoer / Écrou hexagonal bas F01A

Thread Metric thread
Material Steel
Class 04
Surface treatment Zinc flake Cr(VI) free - flZn/nc



d	✉	Art.number	d	✉	Art.number	d	✉	Art.number
M6*	1.000	01588.060.001	M12*	100	01588.120.001	M24*	50	01588.240.001
M8*	1.000	01588.080.001	M16*	100	01588.160.001	M30*	25	01588.300.001
M10*	500	01588.100.001	M20*	50	01588.200.001			

01587 Hexagon thin nut ISO-Metric thread / Lage zeskantmoer ISO-Metrisch / Écrou hexagonal bas filetage ISO-Métrique A08A

Thread Metric thread
Material Steel
Class 04
Surface treatment Hot dip galvanized



d	✉	Art.number	d	✉	Art.number	d	✉	Art.number
M12	100	01587.120.001	M24	50	01587.240.001	M30	25	01587.300.001
M16	100	01587.160.001	M27	50	01587.270.001	M36	10	01587.360.001
M20	100	01587.200.001						

- ISO metric hot dip galvanized nuts are manufactured with thread tolerance class 6H and mate with externally threaded parts (bolts, threaded rods) that are manufactured with thread tolerance class 6az before coating.
- As the nut thread is tapped after galvanizing the threads are not coated. The corrosion resistance however is not influenced disadvantageously as the thread will be protected by the zinc layer of the mating part.

01583 Hexagon thin nut / Lage zeskantmoer / Écrou hexagonal bas F01A

Thread Metric thread
Material Steel
Class 05
Surface treatment Plain



d	✉	Art.number	d	✉	Art.number	d	✉	Art.number
M10*	500	01583.100.001	M14*	100	01583.140.001	M22*	50	01583.220.001
M12	100	01583.120.001						

01584 Hexagon thin nut / Lage zeskantmoer / Écrou hexagonal bas F01A

Thread Metric thread
Material Steel
Class 05
Surface treatment Zinc plated



d	✉	Art.number	d	✉	Art.number	d	✉	Art.number
M10	500	01584.100.001	M14*	100	01584.140.001	M22*	50	01584.220.001
M12	100	01584.120.001						

47035 Hexagon thin nut / Lage zeskantmoer / Écrou hexagonal bas M01A

Thread Metric thread
Material Brass CU2/CU3



d	✉	Art.number	d	✉	Art.number	d	✉	Art.number
M2*	100	47035.020.001	M5*	1.000	47035.050.001	M12*	100	47035.120.001
M2,5*	100	47035.025.001	M6*	1.000	47035.060.001	M14*	50	47035.140.001
M3*	100	47035.030.001	M8*	100	47035.080.001	M16*	50	47035.160.001
M4*	1.000	47035.040.001	M10*	500	47035.100.001	M20*	50	47035.200.001

47036 Hexagon thin nut / Lage zeskantmoer / Écrou hexagonal bas M01A

Thread Metric thread
Material Brass CU2/CU3
Surface treatment Nickel plated



d	✉	Art.number	d	✉	Art.number	d	✉	Art.number
M3*	100	47036.030.001	M6*	100	47036.060.001	M12*	100	47036.120.001
M4*	100	47036.040.001	M8*	100	47036.080.001	M16*	50	47036.160.001
M5*	100	47036.050.001	M10*	100	47036.100.001	M20*	50	47036.200.001

Hexagon thin nut MF

Lage zeskantmoer MF / Écrou hexagonal bas MF

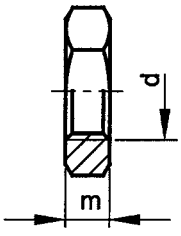

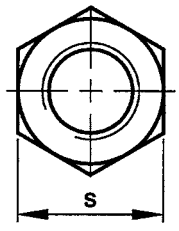

ISO 8675



Technical Data

d	m (max.)	s
M8	4	13
M10	5	16
M12	6	18
M14	7	21
M16	8	24
M18	9	27
M20	10	30
M22	11	34
M24	12	36
M27	13.5	41
M30	15	46
M33	16.5	50
M35	17.5	55
M36	18	55
M39	19.5	60
M42	21	65
M48	24	75

Article groups

Thread	Driving features	Material	Class	Surface treatment	Code	Page
MF	Hexagon	St.	04	Plain	11071	3-33
MF	Hexagon	St.	04	ZPL	11385	3-33
MF	Hexagon	St.	05	Plain	11073	3-34
MF	Hexagon	St.	05	ZPL	11386	3-34
MF	Hexagon	Br. CU2/CU3			47037	3-34

11071 Hexagon thin nut MF / Lage zeskantmoer MF / Écrou hexagonal bas MF F01A

Thread Metric fine thread
Material Steel
Class 04
Surface treatment Plain



d x P	✉	Art.number	d x P	✉	Art.number	d x P	✉	Art.number
M8X1,00*	100	11071.080.100	M20X1,50*	50	11071.200.150	M36X3,00*	10	11071.360.300
M10X1,00*	100	11071.100.100	M20X2,00*	50	11071.200.200	M39X1,50*	10	11071.390.150
M10X1,25*	100	11071.100.125	M24X1,50*	25	11071.240.150	M39X3,00*	10	11071.390.300
M12X1,00*	100	11071.120.100	M24X2,00*	25	11071.240.200	M42X1,50*	10	11071.420.150
M12X1,25*	100	11071.120.125	M27X1,50*	25	11071.270.150	M42X2,00*	10	11071.420.200
M12X1,50*	100	11071.120.150	M30X1,50*	25	11071.300.150	M42X3,00*	10	11071.420.300
M14X1,50*	100	11071.140.150	M30X2,00*	25	11071.300.200	M48X1,50*	10	11071.480.150
M16X1,50*	50	11071.160.150	M33X1,50*	10	11071.330.150	M48X2,00*	10	11071.480.200
M18X1,50*	50	11071.180.150	M36X1,50*	10	11071.360.150	M48X3,00*	10	11071.480.300

11385 Hexagon thin nut MF / Lage zeskantmoer MF / Écrou hexagonal bas MF F01A

Thread Metric fine thread
Material Steel
Class 04
Surface treatment Zinc plated



d x P	✉	Art.number	d x P	✉	Art.number	d x P	✉	Art.number
M8X1,00	100	11385.080.100	M12X1,25	100	11385.120.125	M16X1,50	50	11385.160.150
M10X1,00	100	11385.100.100	M12X1,50	100	11385.120.150	M18X1,50	50	11385.180.150
M10X1,25*	100	11385.100.125	M14X1,50*	100	11385.140.150	M20X1,50	50	11385.200.150
M12X1,00*	100	11385.120.100	M16X1,00*	100	11385.160.100	M22X1,50*	50	11385.220.150

11385 Hexagon thin nut MF / Lage zeskantmoer MF / Écrou hexagonal bas MF

d x P	✉	Art.number	d x P	✉	Art.number	d x P	✉	Art.number
M24X1,50*	25	11385.240.150	M33X1,50*	50	11385.330.150	M39X2,00*	10	11385.390.200
M24X2,00*	100	11385.240.200	M35X1,50*	50	11385.350.150	M42X1,50*	10	11385.420.150
M27X1,50*	25	11385.270.150	M36X1,50*	10	11385.360.150	M42X2,00*	10	11385.420.200
M30X1,50*	25	11385.300.150	M36X2,00*	10	11385.360.200	M42X3,00*	10	11385.420.300
M30X2,00*	25	11385.300.200	M36X3,00*	10	11385.360.300			

11073 Hexagon thin nut MF / Lage zeskantmoer MF / Écrou hexagonal bas MF — F01A

Thread Metric fine thread
Material Steel
Class 05
Surface treatment Plain



d x P	✉	Art.number	d x P	✉	Art.number	d x P	✉	Art.number
M10X1,00*	100	11073.100.100	M12X1,25*	100	11073.120.125	M14X1,50*	100	11073.140.150
M10X1,25*	100	11073.100.125	M12X1,50*	100	11073.120.150	M22X1,50*	50	11073.220.150
M12X1,00*	100	11073.120.100						

11386 Hexagon thin nut MF / Lage zeskantmoer MF / Écrou hexagonal bas MF — F01A

Thread Metric fine thread
Material Steel
Class 05
Surface treatment Zinc plated



d x P	✉	Art.number	d x P	✉	Art.number	d x P	✉	Art.number
M10X1,00*	100	11386.100.100	M12X1,25*	100	11386.120.125	M20X1,50*	100	11386.200.150
M10X1,25*	100	11386.100.125	M14X1,50*	100	11386.140.150			

47037 Hexagon thin nut MF / Lage zeskantmoer MF / Écrou hexagonal bas MF — M01A

Thread Metric fine thread
Material Brass CU2/CU3



d x P	✉	Art.number	d x P	✉	Art.number	d x P	✉	Art.number
M10X1*	100	47037.100.100	M12X1,5*	100	47037.120.150	M14X1,5*	50	47037.140.150

Hexagon thin nut

Lage zeskantmoer / Écrou hexagonal bas

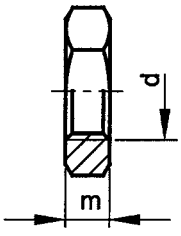

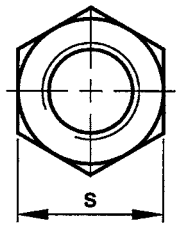

DIN	**439 2**
ISO	4035
NF	E25-405-1
NEN	2334 B
ASME	B18.2.4.5M



Technical Data

d	m	P	s	d	m	P	s
M1.6	1	0.35	3.2	**M20**	10	2.50	30
M2	1.2	0.40	4	**M22**	11	2.50	32
M2.5	1.6	0.45	5	**M24**	12	3.00	36
M3	1.8	0.50	5.5	**M27**	13.5	3.00	41
M3.5	2	0.60	6	**M30**	15	3.50	46
M4	2.2	0.70	7	**M33**	16.5	3.50	50
M5	2.7	0.80	8	**M36**	18	4.00	55
M6	3.2	1.00	10	**M39**	19.5	4.00	60
M8	4	1.25	13	**M42**	21	4.50	65
M10	5	1.50	17	**M45**	22.5	4.50	70
M12	6	1.75	19	**M48**	24	5.00	75
M14	7	2.00	22	**M52**	26	5.00	80
M16	8	2.00	24	**M56 (≠DIN)**	28	5.50	85
M18	9	2.50	27	**M60 (≠DIN)**	30	5.50	90

Article groups

Thread	Driving features	Material	Class	Surface treatment		Code	Page
M	Hexagon	St.	04	Plain		11060	3-35
M	Hexagon	St.	04	ZPL		11360	3-36
M	Hexagon	St.	04	ZPL	left hand thread	11382	3-36
M	Hexagon	Free-cutting steel	04	Znthp/nc	turned	11355	3-36
M	Hexagon	Free-cutting steel	04	flZn/nc	turned	01585	3-36
M	Hexagon	St.	04	HDG	ISO metric	01586	3-36
M	Hexagon	St.	04	HDG	oversized	01580	3-37
M	Hexagon	St.st. A2	035			51090	3-37
M	Hexagon	St.st. A2	035		left hand thread	51093	3-37
M	Hexagon	St.st. A4	035			55090	3-37
M	Hexagon	Br. CU2/CU3				47030	3-37
M	Hexagon	Br. CU2/CU3		Ni.pl.		47031	3-38

11060 **Hexagon thin nut / Lage zeskantmoer / Écrou hexagonal bas** **F01A**

Thread	Metric thread
Material	Steel
Class	04
Surface treatment	Plain



d	✉	Art.number	d	✉	Art.number	d	✉	Art.number
M2*	1.000	11060.020.001	M12	100	11060.120.001	M33	10	11060.330.001
M2,5*	1.000	11060.025.001	M14	100	11060.140.001	M36	5	11060.360.001
M3	250	11060.030.001	M16	50	11060.160.001	M39	5	11060.390.001
M3,5*	100	11060.035.001	M18	25	11060.180.001	M42	5	11060.420.001
M4	250	11060.040.001	M20	25	11060.200.001	M45	4	11060.450.001
M5	250	11060.050.001	M22	25	11060.220.001	M48	4	11060.480.001
M6	250	11060.060.001	M24	25	11060.240.001	M52	1	11060.520.001
M8	100	11060.080.001	M27	10	11060.270.001	M56	1	11060.560.001
M10	100	11060.100.001	M30	10	11060.300.001	M60	1	11060.600.001

11360 Hexagon thin nut / Lage zeskantmoer / Écrou hexagonal bas — F01A

Thread Metric thread
Material Steel
Class 04
Surface treatment Zinc plated



d	✉	Art.number	d	✉	Art.number	d	✉	Art.number
M2	250	11360.020.001	M12	100	11360.120.001	M30	10	11360.300.001
M2,5	250	11360.025.001	M14	100	11360.140.001	M33	10	11360.330.001
M3	250	11360.030.001	M16	50	11360.160.001	M36	5	11360.360.001
M4	250	11360.040.001	M18	25	11360.180.001	M39	5	11360.390.001
M5	250	11360.050.001	M20	25	11360.200.001	M42	5	11360.420.001
M6	250	11360.060.001	M22	25	11360.220.001	M45	4	11360.450.001
M8	100	11360.080.001	M24	25	11360.240.001	M48	4	11360.480.001
M10	100	11360.100.001	M27	10	11360.270.001			

11382 Hexagon thin nut left hand thread / Lage zeskantmoer linkse schroefdraad / Écrou hexagonal bas filetage à gauche — F01A

Thread Metric thread
Material Steel
Class 04
Surface treatment Zinc plated



d	✉	Art.number	d	✉	Art.number	d	✉	Art.number
M5 (LH)	250	11382.050.001	M12 (LH)	100	11382.120.001	M27 (LH)	10	11382.270.001
M6 (LH)	250	11382.060.001	M16 (LH)	50	11382.160.001	M30 (LH)	10	11382.300.001
M8 (LH)	100	11382.080.001	M20 (LH)	25	11382.200.001	M36 (LH)*	10	11382.360.001
M10 (LH)	100	11382.100.001	M24 (LH)	25	11382.240.001	M42 (LH)*	10	11382.420.001

11355 Hexagon thin nut, turned / Lage zeskant moer gedraaid / Écrou hexagonal bas, décolleté — F01A

Thread Metric thread
Material Free-cutting steel
Class 04
Surface treatment Zinc plated with thick Cr(III) passivation



d	✉	Art.number	d	✉	Art.number	d	✉	Art.number
M3*	1.000	11355.030.001	M6*	100	11355.060.001	M12*	100	11355.120.001
M4*	1.000	11355.040.001	M8*	1.000	11355.080.001	M16*	100	11355.160.001
M5*	1.000	11355.050.001	M10*	500	11355.100.001			

01585 Hexagon thin nut, turned / Lage zeskant moer gedraaid / Écrou hexagonal bas, décolleté — F01A

Thread Metric thread
Material Free-cutting steel
Class 04
Surface treatment Zinc flake Cr(VI) free - flZn/nc



d	✉	Art.number	d	✉	Art.number	d	✉	Art.number
M6*	1.000	01585.060.001	M12*	100	01585.120.001	M24*	50	01585.240.001
M8*	1.000	01585.080.001	M16*	100	01585.160.001	M30*	25	01585.300.001
M10*	500	01585.100.001	M20*	50	01585.200.001			

01586 Hexagon thin nut ISO-Metric thread / Lage zeskantmoer ISO-Metrisch / Écrou hexagonal bas filetage ISO-Métrique — A08A

Thread Metric thread
Material Steel
Class 04
Surface treatment Hot dip galvanized



d	✉	Art.number	d	✉	Art.number	d	✉	Art.number
M8	100	01586.080.001	M14	100	01586.140.001	M24	25	01586.240.001
M10	100	01586.100.001	M16	50	01586.160.001	M27*	25	01586.270.001
M12	100	01586.120.001	M20	25	01586.200.001	M30	25	01586.300.001

- ISO metric hot dip galvanized nuts are manufactured with thread tolerance class 6H and mate with externally threaded parts (bolts, threaded rods) that are manufactured with thread tolerance class 6az before coating.
- As the nut thread is tapped after galvanizing the threads are not coated. The corrosion resistance however is not influenced disadvantageously as the thread will be protected by the zinc layer of the mating part.

01580 Hexagon thin nut oversized thread / Lage zeskantmoer overmaats / Écrou hexagonal bas filetage surcoté — A08A

Thread Metric thread
Material Steel
Class 04
Surface treatment Hot dip galvanized



d	✉	Art.number	d	✉	Art.number	d	✉	Art.number
M12	100	01580.120.001	M20	50	01580.200.001	M30	25	01580.300.001
M16	100	01580.160.001	M24	25	01580.240.001			

- Oversized hot dip galvanized nuts are manufactured with thread tolerance class 6AZ and mate with externally threaded parts (bolts, threaded rods) that are manufactured with thread tolerance class 6g before coating.
- As the nut thread is tapped after galvanizing the threads are not coated. The corrosion resistance however is not influenced disadvantageously as the thread will be protected by the zinc layer of the mating part.

51090 Hexagon thin nut / Lage zeskantmoer / Écrou hexagonal bas — R09A

Thread Metric thread
Material Stainless steel A2
Class 035



d	✉	Art.number	d	✉	Art.number	d	✉	Art.number
M1,6	250	51090.016.001	M10	100	51090.100.001	M27	5	51090.270.001
M2	250	51090.020.001	M12	50	51090.120.001	M30	3	51090.300.001
M2,5	250	51090.025.001	M14	50	51090.140.001	M33*	10	51090.330.001
M3	250	51090.030.001	M16	50	51090.160.001	M36	10	51090.360.001
M4	250	51090.040.001	M18	25	51090.180.001	M39*	10	51090.390.001
M5	250	51090.050.001	M20	25	51090.200.001	M42	10	51090.420.001
M6	250	51090.060.001	M22	10	51090.220.001	M48*	10	51090.480.001
M8	100	51090.080.001	M24	10	51090.240.001			

51093 Hexagon thin nut left hand thread / Lage zeskantmoer linkse schroefdraad / Écrou hexagonal bas filetage à gauche — R09A

Thread Metric thread
Material Stainless steel A2
Class 035



d	✉	Art.number	d	✉	Art.number	d	✉	Art.number
M5 (LH)	200	51093.050.001	M10 (LH)	100	51093.100.001	M20 (LH)	25	51093.200.001
M6 (LH)	200	51093.060.001	M12 (LH)	50	51093.120.001	M24 (LH)	25	51093.240.001
M8 (LH)	100	51093.080.001	M16 (LH)	50	51093.160.001			

55090 Hexagon thin nut / Lage zeskantmoer / Écrou hexagonal bas — R49A

Thread Metric thread
Material Stainless steel A4
Class 035



d	✉	Art.number	d	✉	Art.number	d	✉	Art.number
M2	250	55090.020.001	M12	50	55090.120.001	M30	3	55090.300.001
M2,5	250	55090.025.001	M14	50	55090.140.001	M33*	10	55090.330.001
M3	250	55090.030.001	M16	50	55090.160.001	M36	10	55090.360.001
M4	250	55090.040.001	M18	25	55090.180.001	M39*	10	55090.390.001
M5	250	55090.050.001	M20	25	55090.200.001	M42*	10	55090.420.001
M6	250	55090.060.001	M22	10	55090.220.001	M45*	10	55090.450.001
M8	100	55090.080.001	M24	10	55090.240.001	M48*	10	55090.480.001
M10	100	55090.100.001	M27	5	55090.270.001			

47030 Hexagon thin nut / Lage zeskantmoer / Écrou hexagonal bas — M01C

Thread Metric thread
Material Brass CU2/CU3



d	✉	Art.number	d	✉	Art.number	d	✉	Art.number
M2*	1.000	47030.020.001	M5	250	47030.050.001	M12	100	47030.120.001
M2,5*	100	47030.025.001	M6	250	47030.060.001	M16	50	47030.160.001
M3	250	47030.030.001	M8	100	47030.080.001	M20	50	47030.200.001
M4	250	47030.040.001	M10	100	47030.100.001	M24	25	47030.240.001

47031 **Hexagon thin nut / Lage zeskantmoer / Écrou hexagonal bas** **M01A**

Thread	Metric thread
Material	Brass CU2/CU3
Surface treatment	Nickel plated



d	✉	Art.number	d	✉	Art.number	d	✉	Art.number
M3*	100	47031.030.001	M6	100	47031.060.001	M12*	100	47031.120.001
M4*	100	47031.040.001	M8	100	47031.080.001	M16*	50	47031.160.001
M5*	100	47031.050.001	M10*	100	47031.100.001	M20*	50	47031.200.001

3

Hexagon thin nut MF

Lage zeskantmoer MF / Écrou hexagonal bas MF

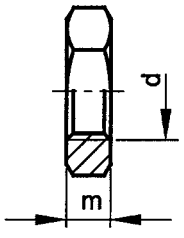

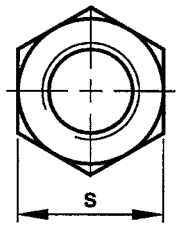

DIN	**439 2**
ISO	8675
NF	E25-453
NEN	2334 B
ASME	B18.2.4.5M



Technical Data

d	m	s	d	m	s
M5 (≠DIN)	2.7	8	M32 (≠DIN)	16	50
M8	4	13	M33	16.5	50
M10	5	17	M35 (≠DIN)	17.5	55
M12	6	19	M36	18	55
M14	7	22	M38 (≠DIN)	19	60
M16	8	24	M39	19.5	60
M18	9	27	M40 (≠DIN)	20	60
M20	10	30	M42	21	65
M22	11	32	M45	22.5	70
M24	12	36	M48	24	75
M27	13.5	41	M52	26	80
M28 (≠DIN)	14	41	M56 (≠DIN)	28	85
M30	15	46	M64 (≠DIN)	32	95

Article groups

Thread	Driving features	Material	Class	Surface treatment		Code	Page
MF	Hexagon	St.	04	Plain		11070	3-38
MF	Hexagon	St.	04	Plain	left hand thread	11074	3-39
MF	Hexagon	St.	04	ZPL		11380	3-39
MF	Hexagon	St.	04	ZPL	left hand thread	11075	3-39
MF	Hexagon	St.st. A2	035			51092	3-39
MF	Hexagon	St.st. A2	035		left hand thread	51166	3-40
MF	Hexagon	St.st. A4	035			55092	3-40

11070 **Hexagon thin nut MF / Lage zeskantmoer MF / Écrou hexagonal bas MF** **F01B**

Thread	Metric fine thread
Material	Steel
Class	04
Surface treatment	Plain



d x P	✉	Art.number	d x P	✉	Art.number	d x P	✉	Art.number
M8X1,00	100	11070.080.100	M18X1,00 (≠DIN)	25	11070.180.100	M30X1,50	10	11070.300.150
M10X1,00	100	11070.100.100	M18X1,50	25	11070.180.150	M30X2,00	10	11070.300.200
M10X1,25	100	11070.100.125	M20X1,00 (≠DIN)	25	11070.200.100	M32X1,50	10	11070.320.150
M12X0,75 (≠DIN)	100	11070.120.075	M20X1,50	25	11070.200.150	M32X2,00	5	11070.320.200
M12X1,00 (≠DIN)	100	11070.120.100	M20X2,00	25	11070.200.200	M33X1,50	5	11070.330.150
M12X1,25	100	11070.120.125	M22X1,00 (≠DIN)	25	11070.220.100	M33X2,00	5	11070.330.200
M12X1,50	100	11070.120.150	M22X1,50	25	11070.220.150	M35X1,50 (≠DIN)	3	11070.350.150
M14X1,00 (≠DIN)	100	11070.140.100	M22X2,00	25	11070.220.200	M36X1,50	3	11070.360.150
M14X1,25 (≠DIN)	100	11070.140.125	M24X1,50	25	11070.240.150	M36X3,00	3	11070.360.300
M14X1,50	100	11070.140.150	M24X2,00	25	11070.240.200	M38X1,50 (≠DIN)	3	11070.380.150
M16X1,00 (≠DIN)	50	11070.160.100	M27X1,50	10	11070.270.150	M39X1,50	3	11070.390.150
M16X1,50	50	11070.160.150	M27X2,00	10	11070.270.200	M39X2,00	3	11070.390.200

11070 Hexagon thin nut MF / Lage zeskantmoer MF / Écrou hexagonal bas MF ←

d x P	✉	Art.number	d x P	✉	Art.number	d x P	✉	Art.number
M39X3,00	3	11070.390.300	M45X2,00	1	11070.450.200	M52X3,00	1	11070.520.300
M40X1,50 (≠DIN)	3	11070.400.150	M45X3,00	1	11070.450.300	M56X2,00 (≠DIN)	1	11070.560.200
M40X2,00 (≠DIN)	3	11070.400.200	M48X1,50	1	11070.480.150	M56X4,00 (≠DIN)	1	11070.560.400
M42X1,50	3	11070.420.150	M48X2,00	1	11070.480.200	M64X1,50 (≠DIN)	1	11070.640.150
M42X2,00	10	11070.420.200	M48X3,00	1	11070.480.300	M64X2,00 (≠DIN)	1	11070.640.200
M42X3,00	10	11070.420.300	M52X1,50	1	11070.520.150	M64X4,00 (≠DIN)	1	11070.640.400
M45X1,50	1	11070.450.150	M52X2,00	1	11070.520.200			

11074 Hexagon thin nut MF left hand thread / Lage zeskantmoer MF linkse schroefdraad / Écrou hexagonal bas MF, filetage à gauche F01B

Thread Metric fine thread
Material Steel
Class 04
Surface treatment Plain



d x P	✉	Art.number	d x P	✉	Art.number	d x P	✉	Art.number
M10X1,00 (LH)	50	11074.100.100	M20X1,50 (LH)	10	11074.200.150	M36X3,00 (LH)	3	11074.360.300
M12X1,00 (≠DIN) (LH)	50	11074.120.100	M22X1,50 (LH)	10	11074.220.150	M38X1,50 (≠DIN) (LH)	3	11074.380.150
M12X1,50 (LH)	50	11074.120.150	M27X1,50 (LH)	5	11074.270.150	M42X1,50 (LH)	3	11074.420.150
M14X1,50 (LH)	50	11074.140.150	M27X2,00 (LH)	5	11074.270.200	M42X3,00 (LH)	3	11074.420.300
M16X1,00 (≠DIN) (LH)	50	11074.160.100	M28X1,50 (≠DIN) (LH)	5	11074.280.150	M45X3,00 (LH)	1	11074.450.300
M16X1,50 (LH)	25	11074.160.150	M30X2,00 (LH)	5	11074.300.200	M48X3,00 (LH)	1	11074.480.300
M18X1,50 (LH)	10	11074.180.150	M36X2,00 (LH)	3	11074.360.200			

11380 Hexagon thin nut MF / Lage zeskantmoer MF / Écrou hexagonal bas MF F01B

Thread Metric fine thread
Material Steel
Class 04
Surface treatment Zinc plated



d x P	✉	Art.number	d x P	✉	Art.number	d x P	✉	Art.number
M8X1,00	100	11380.080.100	M18X1,00 (≠DIN)	25	11380.180.100	M30X2,00	10	11380.300.200
M10X1,00	100	11380.100.100	M18X1,50	25	11380.180.150	M33X1,50	50	11380.330.150
M10X1,25	100	11380.100.125	M20X1,00 (≠DIN)	25	11380.200.100	M35X1,50*	50	11380.350.150
M12X1,00 (≠DIN)	100	11380.120.100	M20X1,50	25	11380.200.150	M36X1,50	3	11380.360.150
M12X1,25	100	11380.120.125	M22X1,50	25	11380.220.150	M36X2,00	10	11380.360.200
M12X1,50	100	11380.120.150	M24X1,50	25	11380.240.150	M36X3,00	3	11380.360.300
M14X1,00 (≠DIN)	100	11380.140.100	M24X2,00	25	11380.240.200	M39X2,00*	10	11380.390.200
M14X1,25 (≠DIN)	100	11380.140.125	M27X1,50	10	11380.270.150	M42X1,50*	10	11380.420.150
M14X1,50	100	11380.140.150	M27X2,00	10	11380.270.200	M42X2,00*	10	11380.420.200
M16X1,00 (≠DIN)	50	11380.160.100	M30X1,50	10	11380.300.150	M42X3,00*	10	11380.420.300
M16X1,50	50	11380.160.150						

11075 Hexagon thin nut MF left hand thread / Lage zeskantmoer MF linkse schroefdraad / Écrou hexagonal bas MF, filetage à gauche F01B

Thread Metric fine thread
Material Steel
Class 04
Surface treatment Zinc plated



d x P	✉	Art.number	d x P	✉	Art.number	d x P	✉	Art.number
M12X1,00 (≠DIN) (LH)	50	11075.120.100	M16X1,50 (LH)	25	11075.160.150	M24X2,00 (LH)	10	11075.240.200
M12X1,50 (LH)	50	11075.120.150	M18X1,50 (LH)	10	11075.180.150	M27X2,00 (LH)	5	11075.270.200
M14X1,50 (LH)	50	11075.140.150	M20X1,50 (LH)	10	11075.200.150	M30X2,00 (LH)	5	11075.300.200
M16X1,00 (≠DIN) (LH)	50	11075.160.100						

51092 Hexagon thin nut MF / Lage zeskantmoer MF / Écrou hexagonal bas MF R09A

Thread Metric fine thread
Material Stainless steel A2
Class 035



d x P	✉	Art.number	d x P	✉	Art.number	d x P	✉	Art.number
M5X0,50 (≠ DIN)*	1.000	51092.050.050	M14X1,50	50	51092.140.150	M24X2,00	10	51092.240.200
M8X0,75 (≠DIN)	200	51092.080.075	M16X1,50	50	51092.160.150	M27X1,50	3	51092.270.150
M8X1,00	100	51092.080.100	M18X1,50	25	51092.180.150	M27X2,00*	25	51092.270.200
M10X1,00	100	51092.100.100	M20X1,50	25	51092.200.150	M30X1,50	3	51092.300.150
M10X1,25	100	51092.100.125	M20X2,00*	50	51092.200.200	M30X2,00	3	51092.300.200
M12X1,00 (≠DIN)	100	51092.120.100	M22X1,50	10	51092.220.150	M33X1,50*	25	51092.330.150
M12X1,25	100	51092.120.125	M22X2,00*	25	51092.220.200	M33X2,00*	10	51092.330.200
M12X1,50	100	51092.120.150	M24X1,50	10	51092.240.150	M36X1,50*	10	51092.360.150

FABORY

51092 **Hexagon thin nut MF / Lage zeskantmoer MF / Écrou hexagonal bas MF** ←

d x P	✉	Art.number
M36X2,00*	10	51092.360.200

51166 **Hexagon thin nut MF left hand thread / Lage zeskantmoer MF linkse schroefdraad / Écrou hexagonal bas MF, filetage à gauche** **R09A**

Thread Metric fine thread
Material Stainless steel A2
Class 035



d x P	✉	Art.number	d x P	✉	Art.number	d x P	✉	Art.number
M16X1,50 (LH)	50	51166.160.150	M27X2,00 (LH)	3	51166.270.200	M30X2,00 (LH)	3	51166.300.200
M20X1,50 (LH)	25	51166.200.150						

55092 **Hexagon thin nut MF / Lage zeskantmoer MF / Écrou hexagonal bas MF** **R49A**

Thread Metric fine thread
Material Stainless steel A4
Class 035



d x P	✉	Art.number	d x P	✉	Art.number	d x P	✉	Art.number
M8X1,00	100	55092.080.100	M16X1,50	50	55092.160.150	M27X2,00	25	55092.270.200
M10X0,75 (≠DIN)*	200	55092.100.075	M18X1,50	25	55092.180.150	M30X1,50	10	55092.300.150
M10X1,00	100	55092.100.100	M20X1,50	25	55092.200.150	M30X2,00	10	55092.300.200
M10X1,25	100	55092.100.125	M22X1,50	10	55092.220.150	M33X1,50*	25	55092.330.150
M12X1,00 (≠DIN)	100	55092.120.100	M22X2,00*	25	55092.220.200	M33X2,00*	10	55092.330.200
M12X1,25	100	55092.120.125	M24X1,50	10	55092.240.150	M36X1,50*	10	55092.360.150
M12X1,50	100	55092.120.150	M24X2,00	10	55092.240.200	M36X2,00*	10	55092.360.200
M14X1,50	50	55092.140.150	M27X1,50	25	55092.270.150			

Hexagon thin nut

Lage zeskantmoer / Écrou hexagonal bas métrique

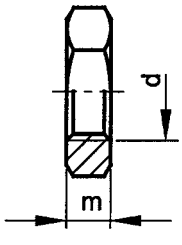

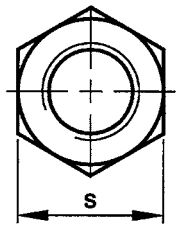

DIN **936**



Technical Data

d	m	P	s
M8	5	1.25	13
M10	6	1.50	17
M12	7	1.75	19
M14	8	2.00	22
M16	8	2.00	24
M18	9	2.50	27
M20	9	2.50	30
M22	10	2.50	32
M24	10	3.00	36
M27	12	3.00	41
M30	12	3.50	46
M33	14	3.50	50
M36	14	4.00	55
M39	16	4.00	60
M42	16	4.50	65
M48	18	5.00	75
M52	20	5.00	80

Article groups

Thread	Driving features	Material	Class	Surface treatment		Code	Page
M	Hexagon	St.	14H	Plain		01590	3-41
M	Hexagon	St.	14H	Plain	left hand thread	01591	3-41

Article groups

Thread	Driving features	Material	Class	Surface treatment		Code	Page
M	Hexagon	St.	14H	ZPL	left hand thread	01594	3-41
M	Hexagon	St.	17H	Plain		01595	3-41
M	Hexagon	St.	17H	ZPL		01596	3-41
M	Hexagon	St.	17H	flZn/nc	left hand thread	01599	3-42
M	Hexagon	St.	22H	Plain		01600	3-42
M	Hexagon	St.st. A2				51221	3-42
M	Hexagon	St.st. A4				55221	3-42
M	Hexagon	Br. CU2/CU3				47040	3-42

01590 Hexagon thin nut / Lage zeskantmoer / Écrou hexagonal bas métrique F01A

Thread Metric thread
Material Steel
Class 14H
Surface treatment Plain



d	✉	Art.number	d	✉	Art.number	d	✉	Art.number
M33*	10	01590.330.001	M39*	10	01590.390.001	M48*	15	01590.480.001
M36*	10	01590.360.001	M42*	20	01590.420.001	M52*	10	01590.520.001

01591 Hexagon thin nut left hand thread / Lage zeskantmoer linkse schroefdraad / Écrou hexagonal bas MF, filetage à gauche F01A

Thread Metric thread
Material Steel
Class 14H
Surface treatment Plain



d	✉	Art.number	d	✉	Art.number	d	✉	Art.number
M8 (LH)*	100	01591.080.001	M14 (LH)*	100	01591.140.001	M24 (LH)*	25	01591.240.001
M10 (LH)*	100	01591.100.001	M16 (LH)*	50	01591.160.001	M30 (LH)*	10	01591.300.001
M12 (LH)*	100	01591.120.001	M20 (LH)*	50	01591.200.001			

01594 Hexagon thin nut left hand thread / Lage zeskantmoer linkse schroefdraad / Écrou hexagonal bas filetage à gauche F01A

Thread Metric thread
Material Steel
Class 14H
Surface treatment Zinc plated



d	✉	Art.number	d	✉	Art.number	d	✉	Art.number
M10 (LH)*	100	01594.100.001	M20 (LH)*	50	01594.200.001	M27 (LH)*	25	01594.270.001
M12 (LH)	100	01594.120.001	M24 (LH)*	25	01594.240.001	M30 (LH)*	10	01594.300.001
M16 (LH)*	50	01594.160.001						

01595 Hexagon thin nut / Lage zeskantmoer / Écrou hexagonal bas métrique F01A

Thread Metric thread
Material Steel
Class 17H
Surface treatment Plain



d	✉	Art.number	d	✉	Art.number	d	✉	Art.number
M8*	1.000	01595.080.001	M16*	100	01595.160.001	M24*	50	01595.240.001
M10*	500	01595.100.001	M18*	100	01595.180.001	M27*	25	01595.270.001
M12*	500	01595.120.001	M20*	50	01595.200.001	M30*	25	01595.300.001
M14*	100	01595.140.001	M22*	50	01595.220.001	M36*	10	01595.360.001

01596 Hexagon thin nut / Lage zeskantmoer / Écrou hexagonal bas métrique F01A

Thread Metric thread
Material Steel
Class 17H
Surface treatment Zinc plated



d	✉	Art.number	d	✉	Art.number	d	✉	Art.number
M8	100	01596.080.001	M16	100	01596.160.001	M24*	50	01596.240.001
M10	500	01596.100.001	M18*	100	01596.180.001	M27*	25	01596.270.001
M12*	500	01596.120.001	M20	50	01596.200.001	M30	25	01596.300.001
M14*	100	01596.140.001	M22*	50	01596.220.001	M36*	10	01596.360.001

01599 Hexagon thin nut left hand thread / Lage zeskantmoer linkse schroefdraad / Écrou hexagonal bas filetage à gauche — F01A

Thread Metric thread
Material Steel
Class 17H
Surface treatment Zinc flake Cr(VI) free - flZn/nc



d	✉	Art.number	d	✉	Art.number	d	✉	Art.number
M8 (LH)*	1.000	01599.080.001	M12 (LH)*	500	01599.120.001	M20 (LH)*	50	01599.200.001
M10 (LH)*	500	01599.100.001	M16 (LH)*	100	01599.160.001	M24 (LH)*	50	01599.240.001

01600 Hexagon thin nut / Lage zeskantmoer / Écrou hexagonal bas métrique — F01A

Thread Metric thread
Material Steel
Class 22H
Surface treatment Plain



d	✉	Art.number	d	✉	Art.number	d	✉	Art.number
M8*	100	01600.080.001	M14*	100	01600.140.001	M20*	50	01600.200.001
M10*	100	01600.100.001	M16*	100	01600.160.001	M24*	50	01600.240.001
M12*	100	01600.120.001						

51221 Hexagon thin nut / Lage zeskantmoer / Écrou hexagonal bas métrique — R09A

Thread Metric thread
Material Stainless steel A2



d	✉	Art.number	d	✉	Art.number	d	✉	Art.number
M8	500	51221.080.001	M18*	50	51221.180.001	M30*	25	51221.300.001
M10	200	51221.100.001	M20	50	51221.200.001	M33*	10	51221.330.001
M12	200	51221.120.001	M22*	50	51221.220.001	M36*	10	51221.360.001
M14	100	51221.140.001	M24*	25	51221.240.001	M39*	10	51221.390.001
M16	100	51221.160.001	M27*	25	51221.270.001			

55221 Hexagon thin nut / Lage zeskantmoer / Écrou hexagonal bas métrique — R49A

Thread Metric thread
Material Stainless steel A4



d	✉	Art.number	d	✉	Art.number	d	✉	Art.number
M10*	200	55221.100.001	M16	100	55221.160.001	M24*	25	55221.240.001
M12	200	55221.120.001	M20*	50	55221.200.001	M27*	25	55221.270.001
M14*	100	55221.140.001						

47040 Hexagon thin nut / Lage zeskantmoer / Écrou hexagonal bas métrique — M01A

Thread Metric thread
Material Brass CU2/CU3



d	✉	Art.number	d	✉	Art.number	d	✉	Art.number
M12*	100	47040.120.001	M16*	50	47040.160.001	M24*	25	47040.240.001
M14*	50	47040.140.001	M20*	25	47040.200.001	M36	10	47040.360.001

Hexagon thin nut MF

Lage zeskantmoer MF / Écrou hexagonal bas MF

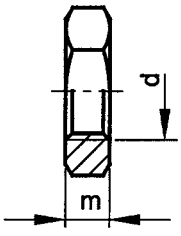

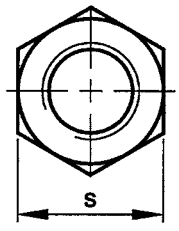

DIN 936



Technical Data

d	m	s
M8	5	13
M10	6	17
M12	7	19
M14	8	22
M16	8	22
M18	9	27
M20	9	30
M22	10	32
M24	10	36
M26 (≠DIN)	12	41
M27	12	41
M28 (≠DIN)	12	41
M30	12	46
M32 (≠DIN)	14	50
M33	14	50
M35 (≠DIN)	14	55
M36	14	55
M38 (≠DIN)	16	60
M39	16	60
M40 (≠DIN)	16	60
M42	16	65
M45	18	70
M48	18	75
M50 (≠DIN)	20	75
M52	20	80

Article groups

Thread	Driving features	Material	Class	Surface treatment		Code	Page
MF	Hexagon	St.	14H	Plain		01592	3-43
MF	Hexagon	St.	14H	Plain	left hand thread	01593	3-44
MF	Hexagon	St.	17H	Plain		01597	3-44
MF	Hexagon	St.	17H	ZPL		01598	3-44
MF	Hexagon	St.	22H	Plain		01601	3-44
MF	Hexagon	St.st. A2	035			51222	3-44
MF	Hexagon	Br. CU2/CU3				47041	3-45

01592 Hexagon thin nut MF / Lage zeskantmoer MF / Écrou hexagonal bas MF **F01A**

Thread Metric fine thread
Material Steel
Class 14H
Surface treatment Plain



d x P	✉	Art.number	d x P	✉	Art.number	d x P	✉	Art.number
M8X1,00*	100	01592.080.100	M26X1,50 (≠DIN)*	25	01592.260.150	M36X3,00	1	01592.360.300
M10X1,00*	100	01592.100.100	M27X1,50*	25	01592.270.150	M38X1,50*	25	01592.380.150
M10X1,25*	100	01592.100.125	M27X2,00*	25	01592.270.200	M39X3,00*	25	01592.390.300
M12X1,25*	100	01592.120.125	M28X1,50 (≠DIN)	25	01592.280.150	M40X1,50 (≠DIN)*	25	01592.400.150
M12X1,50*	100	01592.120.150	M30X1,50*	25	01592.300.150	M42X1,50*	20	01592.420.150
M16X1,50*	50	01592.160.150	M30X2,00*	25	01592.300.200	M42X3,00*	20	01592.420.300
M18X1,50*	50	01592.180.150	M32X1,50 (≠DIN)*	45	01592.320.150	M45X1,50*	15	01592.450.150
M20X1,50*	50	01592.200.150	M33X1,50*	45	01592.330.150	M45X3,00*	15	01592.450.300
M20X2,00*	50	01592.200.200	M33X2,00*	10	01592.330.200	M48X1,50*	15	01592.480.150
M22X1,50*	50	01592.220.150	M35X1,50 (≠DIN)*	35	01592.350.150	M48X3,00*	15	01592.480.300
M24X1,50*	25	01592.240.150	M36X1,50*	10	01592.360.150	M50X1,50 (≠DIN)*	10	01592.500.150
M24X2,00*	25	01592.240.200	M36X2,00*	1	01592.360.200	M52X3,00*	10	01592.520.300

01593 Hexagon thin nut left hand thread / Lage zeskantmoer linkse schroefdraad / Écrou hexagonal bas filetage à gauche — F01A

Thread Metric fine thread
Material Steel
Class 14H
Surface treatment Plain



d x P	✉	Art.number	d x P	✉	Art.number	d x P	✉	Art.number
M8X1,00 (LH)*	100	01593.080.100	M18X1,50 (LH)*	50	01593.180.150	M24X2,00 (LH)*	25	01593.240.200
M10X1,00 (LH)*	100	01593.100.100	M20X1,50 (LH)*	50	01593.200.150	M27X2,00 (LH)*	25	01593.270.200
M14X1,50 (LH)*	100	01593.140.150	M22X1,50 (LH)*	25	01593.220.150	M30X1,50 (LH)*	10	01593.300.150
M16X1,50 (LH)*	50	01593.160.150	M24X1,50 (LH)*	25	01593.240.150			

01597 Hexagon thin nut MF / Lage zeskantmoer MF / Écrou hexagonal bas MF — F01A

Thread Metric fine thread
Material Steel
Class 17H
Surface treatment Plain



d x P	✉	Art.number	d x P	✉	Art.number	d x P	✉	Art.number
M8X1,00*	100	01597.080.100	M18X1,50*	100	01597.180.150	M24X2,00*	50	01597.240.200
M10X1,00*	100	01597.100.100	M20X1,50*	50	01597.200.150	M30X1,50*	25	01597.300.150
M12X1,50*	100	01597.120.150	M22X1,50*	50	01597.220.150	M30X2,00*	25	01597.300.200
M14X1,50*	100	01597.140.150	M24X1,50*	50	01597.240.150	M36X1,50*	10	01597.360.150
M16X1,50*	100	01597.160.150						

01598 Hexagon thin nut MF / Lage zeskantmoer MF / Écrou hexagonal bas MF — F01A

Thread Metric fine thread
Material Steel
Class 17H
Surface treatment Zinc plated



d x P	✉	Art.number	d x P	✉	Art.number	d x P	✉	Art.number
M8X1,00*	100	01598.080.100	M20X1,50	50	01598.200.150	M30X1,50*	25	01598.300.150
M10X1,00	100	01598.100.100	M22X1,50*	50	01598.220.150	M30X2,00*	25	01598.300.200
M12X1,50*	100	01598.120.150	M24X1,50	50	01598.240.150	M33X1,50*	25	01598.330.150
M14X1,50*	100	01598.140.150	M24X2,00*	50	01598.240.200	M36X1,50*	10	01598.360.150
M16X1,50	100	01598.160.150	M27X1,50*	25	01598.270.150			
M18X1,50*	100	01598.180.150	M27X2,00*	25	01598.270.200			

01601 Hexagon thin nut MF / Lage zeskantmoer MF / Écrou hexagonal bas MF — F01A

Thread Metric fine thread
Material Steel
Class 22H
Surface treatment Plain



d x P	✉	Art.number	d x P	✉	Art.number	d x P	✉	Art.number
M14X1,50*	100	01601.140.150	M18X1,50*	100	01601.180.150	M22X1,50*	50	01601.220.150
M16X1,50*	100	01601.160.150	M20X1,50*	50	01601.200.150	M24X1,50*	50	01601.240.150

51222 Hexagon thin nut MF / Lage zeskantmoer MF / Écrou hexagonal bas MF — R09A

Thread Metric fine thread
Material Stainless steel A2
Class 035



d x P	✉	Art.number	d x P	✉	Art.number	d x P	✉	Art.number
M10X1,00	100	51222.100.100	M20X1,50*	100	51222.200.150	M24X2,00*	50	51222.240.200
M12X1,00	100	51222.120.100						

47041 **Hexagon thin nut MF / Lage zeskantmoer MF / Écrou hexagonal bas MF** **M01A**

Thread Metric fine thread
Material Brass CU2/CU3



d x P	✉	Art.number	d x P	✉	Art.number	d x P	✉	Art.number
M10X1,00*	100	47041.100.100	M16X1,50*	50	47041.160.150	M24X1,50*	25	47041.240.150
M12X1,50*	100	47041.120.150	M18X1,50*	25	47041.180.150	M30X1,50*	10	47041.300.150
M14X1,50*	50	47041.140.150	M20X1,50*	25	47041.200.150			

Hexagon nut H=1xD

Zeskantmoer H=1xD / Écrou hexagonal H=1xD

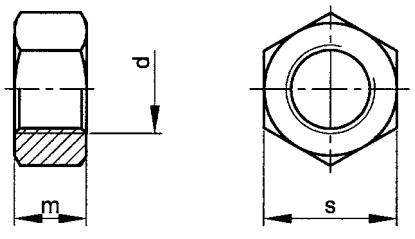

DIN ≈934
NF ≈E25-401
NEN ≈1560



Technical Data

d	m	P	s	d	m	P	s
M3	3	0.50	5.5	M27	27	3.00	41
M4	4	0.70	7	M30	30	3.50	46
M5	5	0.80	8	M33	33	3.50	50
M6	6	1.00	10	M36	36	4.00	55
M8	8	1.25	13	M39	39	4.00	60
M10	10	1.50	17	M42	42	4.50	65
M12	12	1.75	19	M45	45	4.50	70
M14	14	2.00	22	M48	48	5.00	75
M16	16	2.00	24	M52	52	5.00	80
M18	18	2.50	27	M56	56	5.50	85
M20	20	2.50	30	M60	60	5.50	90
M22	22	2.50	32	M64	64	6.00	95
M24	24	3.00	36	M72	72	6.00	105

Article groups

Thread	Driving features	Material	Class	Surface treatment	Code	Page
M	Hexagon	St.	|6|	Plain	11080	3-45
M	Hexagon	St.st. A4			55109	3-46

11080 **Hexagon nut H=1xD / Zeskantmoer H=1xD / Écrou hexagonal H=1xD** **F01A**

Thread Metric thread
Material Steel
Class |6|
Surface treatment Plain



d	✉	Art.number	d	✉	Art.number	d	✉	Art.number
M4	250	11080.040.001	M12	100	11080.120.001	M30	10	11080.300.001
M5	250	11080.050.001	M14	100	11080.140.001	M36	5	11080.360.001
M6	250	11080.060.001	M16	50	11080.160.001	M48	4	11080.480.001
M8	100	11080.080.001	M20	25	11080.200.001	M56	1	11080.560.001
M10	100	11080.100.001	M24	25	11080.240.001			

FABORY

55109 **Hexagon nut H=1xD / Zeskantmoer H=1xD / Écrou hexagonal H=1xD** **R09A**

Thread Metric thread
Material Stainless steel A4



d	✉	Art.number	d	✉	Art.number	d	✉	Art.number
M3*	1.000	55109.030.001	M6*	1.000	55109.060.001	M12	100	55109.120.001
M4	1.000	55109.040.001	M8*	1.000	55109.080.001	M16	50	55109.160.001
M5*	1.000	55109.050.001	M10	100	55109.100.001			

3

Hexagon connection nut H=3xD

Zeskantverbindingsmoer H=3xD / Écrou hexagonal de jonction H=3xD

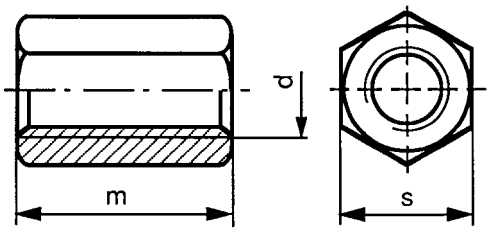



Technical Data

d	m	P	s
M5	15	0.80	8
M6	18	1.00	10
M8	24	1.25	13
M10	30	1.50	17
M12	36	1.75	19
M14	42	2.00	22
M16	48	2.00	24
M18	54	2.50	27

d	m	P	s
M20	60	2.50	30
M22	66	2.50	32
M24	72	3.00	36
M27	81	3.00	41
M30	90	3.50	46
M36	108	4.00	55
M42	126	4.50	65

Article groups

Thread	Driving features	Material	Class	Surface treatment		Code	Page
M	Hexagon	Free-cutting steel		Plain		11412	3-46
M	Hexagon	Free-cutting steel		ZPL		11400	3-47
M	Hexagon	St.		HDG	ISO metric	11417	3-47
M	Hexagon	St.		HDG	oversized	11411	3-47
M	Hexagon	St.	|10|	ZPL		11418	3-47
M	Hexagon	St.st. A1				51106	3-47
M	Hexagon	St.st. A4				55106	3-48
M	Hexagon	St.st. A8 (1.4529)				52106	3-48
M	Hexagon	Br. CU2/CU3				47195	3-48

11412 **Hexagon connection nut H=3xD / Zeskantverbindingsmoer H=3xD / Écrou hexagonal de jonction H=3xD** **F01A**

Thread Metric thread
Material Free-cutting steel
Surface treatment Plain



d	✉	Art.number	d	✉	Art.number	d	✉	Art.number
M8	100	11412.080.001	M16	25	11412.160.001	M27	10	11412.270.001
M10	100	11412.100.001	M20	25	11412.200.001	M30	10	11412.300.001
M12	100	11412.120.001	M24	10	11412.240.001	M36	5	11412.360.001

11400 Hexagon connection nut H=3xD / Zeskantverbindingsmoer H=3xD / Écrou hexagonal de jonction H=3xD — F01C

Thread Metric thread
Material Free-cutting steel
Surface treatment Zinc plated



d	✉	Art.number	d	✉	Art.number	d	✉	Art.number
M5	100	11400.050.001	M12	50	11400.120.001	M24	10	11400.240.001
M6	100	11400.060.001	M14	25	11400.140.001	M27	10	11400.270.001
M8	100	11400.080.001	M16	25	11400.160.001	M30	10	11400.300.001
M10	50	11400.100.001	M20	25	11400.200.001			

11417 Hexagon connection nut H=3xD ISO-Metric thread / Zeskant verbindingsmoer H=3xD ISO-Metrisch / Écrou hexagonal de jonction H=3xD filetage ISO-Métrique — F01A

Thread Metric thread
Material Steel
Surface treatment Hot dip galvanized



d	✉	Art.number	d	✉	Art.number	d	✉	Art.number
M16	25	11417.160.001	M24	10	11417.240.001	M42	5	11417.420.001
M20	25	11417.200.001	M30	10	11417.300.001			

- ISO metric hot dip galvanized nuts are manufactured with thread tolerance class 6H and mate with externally threaded parts (bolts, threaded rods) that are manufactured with thread tolerance class 6az before coating.
- As the nut thread is tapped after galvanizing the threads are not coated. The corrosion resistance however is not influenced disadvantageously as the thread will be protected by the zinc layer of the mating part.

11411 Hexagon connection nut H=3xD oversized thread / Zeskantverbindingsmoer H=3xD overmaats / Écrou hexagonal de jonction H=3xD filetage surcoté — F01A

Thread Metric thread
Material Steel
Surface treatment Hot dip galvanized



d	✉	Art.number	d	✉	Art.number	d	✉	Art.number
M10	100	11411.100.001	M16	25	11411.160.001	M24	10	11411.240.001
M12	100	11411.120.001	M20	25	11411.200.001	M30	10	11411.300.001

- Oversized hot dip galvanized nuts are manufactured with thread tolerance class 6AZ and mate with externally threaded parts (bolts, threaded rods) that are manufactured with thread tolerance class 6g before coating.
- As the nut thread is tapped after galvanizing the threads are not coated. The corrosion resistance however is not influenced disadvantageously as the thread will be protected by the zinc layer of the mating part.

11418 Hexagon connection nut H=3xD / Zeskantverbindingsmoer H=3xD / Écrou hexagonal de jonction H=3xD — F01C

Thread Metric thread
Material Steel
Class |10|
Surface treatment Zinc plated



d	✉	Art.number	d	✉	Art.number	d	✉	Art.number
M6	50	11418.060.001	M16	25	11418.160.001	M24	5	11418.240.001
M8	50	11418.080.001	M18	10	11418.180.001	M30	5	11418.300.001
M10	50	11418.100.001	M20	10	11418.200.001	M36	3	11418.360.001
M12	25	11418.120.001	M22	10	11418.220.001	M42	3	11418.420.001

51106 Hexagon connection nut H=3xD / Zeskantverbindingsmoer H=3xD / Écrou hexagonal de jonction H=3xD — R09A

Thread Metric thread
Material Stainless steel A1



d	✉	Art.number	d	✉	Art.number	d	✉	Art.number
M5	50	51106.050.001	M12	25	51106.120.001	M20	10	51106.200.001
M6	50	51106.060.001	M14	50	51106.140.001	M24	5	51106.240.001
M8	50	51106.080.001	M16	10	51106.160.001	M30	10	51106.300.001
M10	25	51106.100.001						

- Depending on availability A1 as well as A2 may be supplied.

55106 Hexagon connection nut H=3xD / Zeskantverbindingsmoer H=3xD / Écrou hexagonal de jonction H=3xD R49A

Thread Metric thread
Material Stainless steel A4



d	✉	Art.number	d	✉	Art.number	d	✉	Art.number
M5	50	55106.050.001	M12	25	55106.120.001	M20	10	55106.200.001
M6	50	55106.060.001	M14	50	55106.140.001	M24	5	55106.240.001
M8	50	55106.080.001	M16	10	55106.160.001	M30*	10	55106.300.001
M10	25	55106.100.001						

52106 Hexagon connection nut H=3xD / Zeskantverbindingsmoer H=3xD / Écrou hexagonal de jonction H=3xD Q72A

Thread Metric thread
Material Stainless steel A8 (1.4529)



d	✉	Art.number	d	✉	Art.number	d	✉	Art.number
M8*	5	52106.080.001	M12*	5	52106.120.001	M16*	1	52106.160.001

- HCR (*High Corrosion Resistant*) alloy 1.4529 is a so-called super austenitic stainless steel.
- It provides particularly good resistance to chloride induced stress corrosion and to local occurrences of corrosion such as pitting or crevice corrosion.
- This alloy is classified in the highest class CRC V (very strong, EN 1993-1-4) for components and fasteners.
- Fasteners in 1.4529 are therefore ideal for use in indoor swimming pools and traffic tunnels.

47195 Hexagon connection nut H=3xD / Zeskantverbindingsmoer H=3xD / Écrou hexagonal de jonction H=3xD M11C

Thread Metric thread
Material Brass CU2/CU3



d	✉	Art.number	d	✉	Art.number	d	✉	Art.number
M5	100	47195.050.001	M10	50	47195.100.001	M20	25	47195.200.001
M6	100	47195.060.001	M12	50	47195.120.001	M24	10	47195.240.001
M8	100	47195.080.001	M16	25	47195.160.001			

Hexagon connection nut high

Zeskant verbindingsmoer hoog / Écrou hexagonal de jonction haut

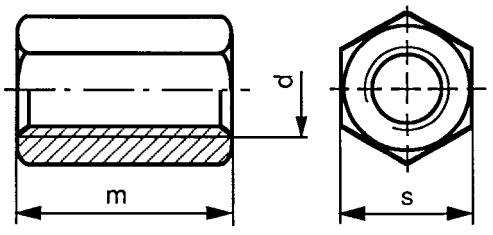



Technical Data

d	P	s
M6	1.00	10
M8	1.25	13
M10	1.50	17
M12	1.75	19
M16	2.00	24
M20	2.50	30
M24	3.00	36
M30	3.50	46

Article groups

Thread	Driving features	Material	Class	Surface treatment	Code	Page
M	Hexagon	Free-cutting steel		ZPL	11408	3-49
M	Hexagon	St.st. A2	50		51101	3-49
M	Hexagon	St.st. A4	50		55101	3-49

11408 Hexagon connection nut high / Zeskant verbindingsmoer hoog / Écrou hexagonal de jonction haut F01C

Thread Metric thread
Material Free-cutting steel
Surface treatment Zinc plated



d x m	✉	Art.number	d x m	✉	Art.number	d x m	✉	Art.number
M6X20	100	11408.060.020	M10X30	100	11408.100.030	M20X50	25	11408.200.050
M6X25	100	11408.060.025	M10X40	100	11408.100.040	M24X50	10	11408.240.050
M6X30	100	11408.060.030	M12X40	50	11408.120.040	M30X60*	10	11408.300.060
M6X40	100	11408.060.040	M12X50	50	11408.120.050	M30X90*	5	11408.300.090
M8X30	100	11408.080.030	M16X50	25	11408.160.050			

51101 Hexagon connection nut high / Zeskant verbindingsmoer hoog / Écrou hexagonal de jonction haut R09A

Thread Metric thread
Material Stainless steel A2
Class 50



d x m	✉	Art.number	d x m	✉	Art.number	d x m	✉	Art.number
M6X20*	50	51101.060.020	M8X40*	100	51101.080.040	M12X40*	50	51101.120.040
M6X25	100	51101.060.025	M8X50*	50	51101.080.050	M12X50*	50	51101.120.050
M6X30	100	51101.060.030	M10X20*	100	51101.100.020	M16X40*	25	51101.160.040
M6X40*	50	51101.060.040	M10X25*	100	51101.100.025	M16X50*	25	51101.160.050
M8X20*	100	51101.080.020	M10X30*	100	51101.100.030	M20X50	25	51101.200.050
M8X25	100	51101.080.025	M10X40	100	51101.100.040	M24X50*	25	51101.240.050
M8X30	100	51101.080.030	M12X30	50	51101.120.030	M30X60*	10	51101.300.060

55101 Hexagon connection nut high / Zeskant verbindingsmoer hoog / Écrou hexagonal de jonction haut R49A

Thread Metric thread
Material Stainless steel A4
Class 50



d x m	✉	Art.number	d x m	✉	Art.number	d x m	✉	Art.number
M6X25	100	55101.060.025	M12X30*	50	55101.120.030	M24X50*	25	55101.240.050
M8X30	100	55101.080.030	M16X40*	25	55101.160.040	M30X60*	10	55101.300.060
M10X30*	100	55101.100.030	M20X50*	25	55101.200.050			

Hexagon nut with flange

Zeskantflensmoer / Écrou hexagonal à embase

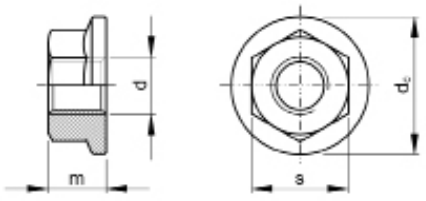

DIN **6923**
ISO 4161
NF E25-406



Technical Data

d	d_c (max.)	m (max.)	P	s
M3 (≠DIN)	8	4	0.5	5.5
M4 (≠DIN)	9.8	4.5	0.70	7
M5	11.8	5	0.80	8
M6	14.2	6	1.00	10
M8	17.9	8	1.25	13
M10	21.8	10	1.50	15
M12	26	12	1.75	18
M14	29.9	14	2.00	21
M16	34.5	16	2.00	24
M20	42.8	20	2.50	30
M24 (≠DIN)	51	24	3.00	36

Specific features of hexagon nuts with flange:
- The flange enables built up forces under the nut to be spread over a larger area, consequently resulting in lower surface pressure.
- Large (oversized) holes and/or tooling holes can be covered by the flange.
- Washers are not necessary.

Article groups

Thread	Driving features	Material	Class	Surface treatment	Code	Page
M	Hexagon	St.	8	ZPL	11590	3-50
M	Hexagon	St.	10	ZPL	11598	3-50
M	Hexagon	St.st. A2	70		51108	3-51
M	Hexagon	St.st. A4	70		55108	3-51

11590 Hexagon nut with flange / Zeskantflensmoer / Écrou hexagonal à embase F01X

Thread Metric thread
Material Steel
Class 8
Surface treatment Zinc plated



d	✉	Art.number	d	✉	Art.number	d	✉	Art.number
M4	250	11590.040.001	M10	100	11590.100.001	M16	50	11590.160.001
M5	250	11590.050.001	M12	100	11590.120.001	M20	50	11590.200.001
M6	250	11590.060.001	M14	50	11590.140.001	M24	25	11590.240.001
M8	250	11590.080.001						

11598 Hexagon nut with flange / Zeskantflensmoer / Écrou hexagonal à embase F01X

Thread Metric thread
Material Steel
Class 10
Surface treatment Zinc plated



d	✉	Art.number	d	✉	Art.number	d	✉	Art.number
M5	250	11598.050.001	M10	100	11598.100.001	M16	50	11598.160.001
M6	250	11598.060.001	M12	100	11598.120.001	M20	50	11598.200.001
M8	250	11598.080.001	M14	50	11598.140.001	M24	25	11598.240.001

51108 **Hexagon nut with flange / Zeskantflensmoer / Écrou hexagonal à embase** **R09A**

Thread	Metric thread
Material	Stainless steel A2
Class	70



d	✉	Art.number	d	✉	Art.number	d	✉	Art.number
M3*	1.000	51108.030.001	M6	250	51108.060.001	M10	100	51108.100.001
M4	100	51108.040.001	M8	250	51108.080.001	M12	100	51108.120.001
M5	250	51108.050.001						

55108 **Hexagon nut with flange / Zeskantflensmoer / Écrou hexagonal à embase** **R49A**

Thread	Metric thread
Material	Stainless steel A4
Class	70



d	✉	Art.number	d	✉	Art.number	d	✉	Art.number
M4*	500	55108.040.001	M6	200	55108.060.001	M10*	200	55108.100.001
M5	500	55108.050.001	M8	100	55108.080.001	M12*	200	55108.120.001

Prevailing torque type hexagon nut with flange all metal

Zeskant zelfborgende flensmoer / Écrou hexagonal autofreiné, à embase, tout métal

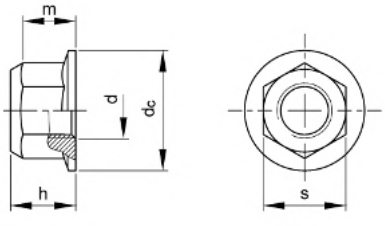

EN **1664**



Technical Data

d	d_c	h	m (js15)	P	s
M5	11.8	6.2	4.7	0.80	8
M6	14.2	7.3	5.7	1.00	10
M8	17.9	9.4	7.6	1.25	13
M10	21.8	11.4	9.6	1.50	16
M12	26	13.8	11.6	1.75	18
M16	34.5	18.3	15.3	2.00	24

12465 **Prevailing torque type hexagon nut with flange all metal / Zeskant zelfborgende flensmoer / Écrou hexagonal autofreiné, à embase, tout métal** **F01A**

Thread	Metric thread
Material	Steel
Class	8
Surface treatment	Zinc plated



d	✉	Art.number	d	✉	Art.number	d	✉	Art.number
M5*	100	12465.050.001	M8	100	12465.080.001	M12*	100	12465.120.001
M6*	100	12465.060.001	M10*	100	12465.100.001	M16	100	12465.160.001

Prevailing torque type hexagon nut with flange all metal MF

Zeskant zelfborgende flensmoer, geheel metaal MF / Écrou hexagonal autofreiné, à embase, tout métal MF

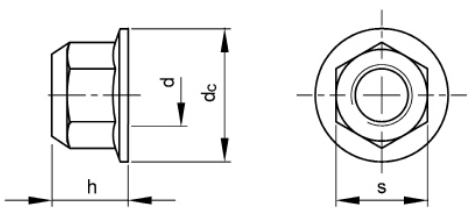

MBN 13023

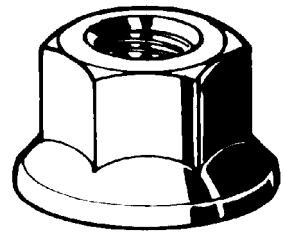

Technical Data

d	d_c	h	s
M12	26	5	18
M14	29.9	6	21
M16	34.5	6	24

11613 **Prevailing torque type hexagon nut with flange all metal MF / Zeskant zelfborgende flensmoer, geheel metaal MF / Écrou hexagonal autofreiné, à embase, tout métal MF** **F01A**

Thread Metric fine thread
Material Steel
Class 10
Surface treatment flZnnc 720h-L

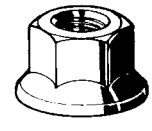

d x P	✉	Art.number	d x P	✉	Art.number	d x P	✉	Art.number
M12X1,50*	200	11613.120.150	M14X1,50	50	11613.140.150	M16X1,50*	50	11613.160.150

Hexagon nut with serrated flange

Zeskantflensmoer met vertanding / Écrou hexagonal autofreiné à embase crantée

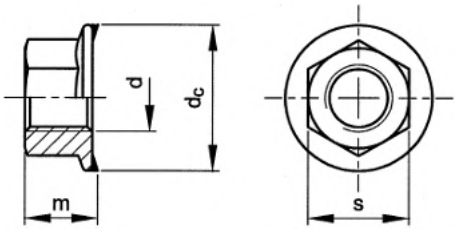

DIN ≈6923
ISO ≈4161
NF ≈E25-406

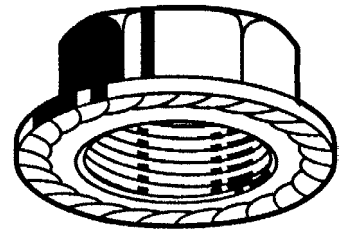

Technical Data

d	d_c (max.)	m (max.)	P	s
M3 (≠DIN)	7.8	3.8	0.50	6
M4 (≠DIN)	9.6	4.5	0.70	7
M5	11.8	5	0.80	8
M6	14.2	6	1.00	10
M8	17.9	8	1.25	13
M10	21.8	10	1.50	15
M12	26	12	1.75	18
M14	29.9	14	2.00	21
M16	34.5	16	2.00	24

Specific features of hexagon nuts with serrated flange:
- The flange enables built up forces under the nut to be spread over a larger area, consequently resulting in lower surface pressure.
- Large (oversized) holes and/or tooling holes can be covered by the flange.
- Washers are not necessary.
- The serrated flange provides an excellent self-locking effect.

Article groups

Thread	Driving features	Material	Class	Surface treatment	Code	Page
M	Hexagon	St.	8	Plain	11609	3-53
M	Hexagon	St.	8	ZPL	11610	3-53
M	Hexagon	St.st. A2			51119	3-53
M	Hexagon	St.st. A4			55119	3-53

11609 Hexagon nut with serrated flange / Zeskantflensmoer met vertanding / Écrou hexagonal autofreiné à embase crantée F01X

Thread Metric thread
Material Steel
Class 8
Surface treatment Plain

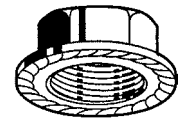

d	✉	Art.number	d	✉	Art.number	d	✉	Art.number
M5	250	11609.050.001	M8	250	11609.080.001	M12	100	11609.120.001
M6	250	11609.060.001	M10	100	11609.100.001	M16	50	11609.160.001

11610 Hexagon nut with serrated flange / Zeskantflensmoer met vertanding / Écrou hexagonal autofreiné à embase crantée F01X

Thread Metric thread
Material Steel
Class 8
Surface treatment Zinc plated

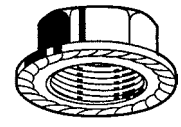

d	✉	Art.number	d	✉	Art.number	d	✉	Art.number
M4	250	11610.040.001	M8	250	11610.080.001	M14	50	11610.140.001
M5	250	11610.050.001	M10	100	11610.100.001	M16	50	11610.160.001
M6	250	11610.060.001	M12	100	11610.120.001			

51119 Hexagon nut with serrated flange / Zeskantflensmoer met vertanding / Écrou hexagonal autofreiné à embase crantée R09A

Thread Metric thread
Material Stainless steel A2

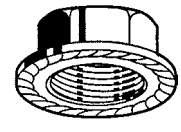

d	✉	Art.number	d	✉	Art.number	d	✉	Art.number
M3	500	51119.030.001	M6	200	51119.060.001	M12	100	51119.120.001
M4	500	51119.040.001	M8	100	51119.080.001	M16	50	51119.160.001
M5	500	51119.050.001	M10	100	51119.100.001			

55119 Hexagon nut with serrated flange / Zeskantflensmoer met vertanding / Écrou hexagonal autofreiné à embase crantée R49A

Thread Metric thread
Material Stainless steel A4

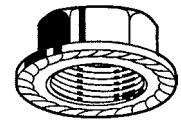

d	✉	Art.number	d	✉	Art.number	d	✉	Art.number
M3	500	55119.030.001	M6	200	55119.060.001	M12	100	55119.120.001
M4	500	55119.040.001	M8	100	55119.080.001	M16	50	55119.160.001
M5	500	55119.050.001	M10	100	55119.100.001			

Prevailing torque type hexagon nut with flange with non-metallic insert

Zelfborgende zeskantflensmoer met kunststof ring / Écrou hexagonal autofreiné à embase à anneau non-métallique

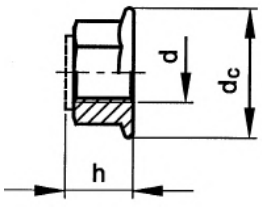

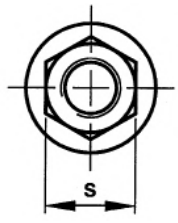

DIN 6926
ISO 7043



Technical Data

d	d_c (max.)	h (max.)	P	s
M4	10	4.65	0.70	7
M5	11.8	7.1	0.80	8
M6	14.2	9.1	1.00	10
M8	17.9	11.1	1.25	13
M10	21.8	13.5	1.50	15
M12	26	16.1	1.75	18
M16	34.5	20.3	2.00	24

Article groups

Thread	Driving features	Material	Class	Surface treatment	Code	Page
M	Hexagon	St.	8	ZPL	12460	3-54
M	Hexagon	St.st. A2	70		51738	3-54
M	Hexagon	St.st. A4	70		55738	3-54

12460 — Prevailing torque type hexagon nut with flange with non-metallic insert / Zelfborgende zeskantflensmoer met kunststof ring / Écrou hexagonal autofreiné à embase à anneau non-métallique — F01X

Thread Metric thread
Material Steel
Class 8
Surface treatment Zinc plated



d	✉	Art.number	d	✉	Art.number	d	✉	Art.number
M5	250	12460.050.001	M8	250	12460.080.001	M12	100	12460.120.001
M6	250	12460.060.001	M10	200	12460.100.001	M16	50	12460.160.001

51738 — Prevailing torque type hexagon nut with flange with non-metallic insert / Zelfborgende zeskantflensmoer met kunststof ring / Écrou hexagonal autofreiné à embase à anneau non-métallique — R09A

Thread Metric thread
Material Stainless steel A2
Class 70



d	✉	Art.number	d	✉	Art.number	d	✉	Art.number
M4	500	51738.040.001	M6	500	51738.060.001	M10	100	51738.100.001
M5	500	51738.050.001	M8	100	51738.080.001	M12*	100	51738.120.001

55738 — Prevailing torque type hexagon nut with flange with non-metallic insert / Zelfborgende zeskantflensmoer met kunststof ring / Écrou hexagonal autofreiné à embase à anneau non-métallique — R49A

Thread Metric thread
Material Stainless steel A4
Class 70



d	✉	Art.number	d	✉	Art.number	d	✉	Art.number
M4*	1.000	55738.040.001	M6	500	55738.060.001	M10	100	55738.100.001
M5*	1.000	55738.050.001	M8*	500	55738.080.001			

Prevailing torque type hexagon nut with serrated flange with non-metallic insert

Zelfborgende zeskantflensmoer met kunststof ring en vertanding / Écrou hexagonal autofreiné à embase à anneau non-métallique

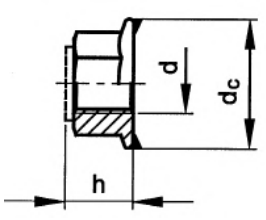

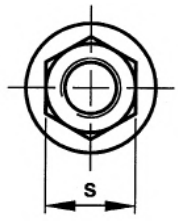

DIN ≈6926



Technical Data

d	d_c (max.)	h (max.)	P	s
M4	10	6.1	0.70	7
M5	11.8	7.1	0.80	8
M6	14.2	9.1	1.00	10
M8	17.9	11.1	1.25	13
M10	21.8	13.5	1.50	15
M12	26	16.1	1.75	18

Article groups

Thread	Driving features	Material	Class	Code	Page
M	Hexagon	St.st. A2	50	51734	3-55
M	Hexagon	St.st. A4	50	55734	3-55

51734 **Prevailing torque type hexagon nut with serrated flange with non-metallic insert / Zelfborgende zeskantflensmoer met kunststof ring en vertanding / Écrou hexagonal autofreiné à embase à anneau non-métallique** **R09A**

Thread Metric thread
Material Stainless steel A2
Class 50



d	✉	Art.number	d	✉	Art.number	d	✉	Art.number
M4*	500	51734.040.001	M6	500	51734.060.001	M10	100	51734.100.001
M5	500	51734.050.001	M8	100	51734.080.001	M12*	100	51734.120.001

55734 **Prevailing torque type hexagon nut with serrated flange with non-metallic insert / Zelfborgende zeskantflensmoer met kunststof ring en vertanding / Écrou hexagonal autofreiné à embase à anneau non-métallique** **R49A**

Thread Metric thread
Material Stainless steel A4
Class 50



d	✉	Art.number	d	✉	Art.number	d	✉	Art.number
M4*	1.000	55734.040.001	M6*	1.000	55734.060.001	M10*	100	55734.100.001
M5*	1.000	55734.050.001	M8*	500	55734.080.001	M12*	100	55734.120.001

Self-locking hexagon nut with toothed flange

Zelfborgende zeskantflensmoer met vertanding / Écrou de sécurité hexagonal à embase crantée

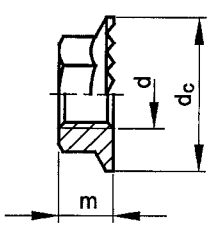

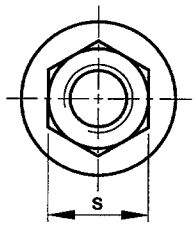



Technical Data

d	d_c	m	P	s	d	d_c	m	P	s
M5	11.2	4.3	0.80	8	M10	21	7.9	1.50	15
M6	14.25	5.5	1.00	10	M12	24	8.7	1.75	17
M8	18.25	7	1.25	13	M16	31	11.2	2.00	22

These self-locking hexagon flange nuts are designated property class 8 (M 5 - M 10) or 10 (M 12 - M 16). Class 8 nuts are to be used with bolts in class 8.8 or class 9S, and class 10 nuts made with bolts in property class 10.9 or 12.9.

Special features of these self-locking flange nuts are:

- The knurled toothed flange ensures excellent self-locking properties.
- The smooth bearing surface in the cone of the flange guarantees a high clamping force and reduces relaxation.
- Large (oversized) or slotted holes can be covered by the flange.
- No other locking elements or washers are necessary.

The below table provides values for the minimal assembly preload (F_M in kN) and tightening torque (M_A in Nm) for nuts with clamped materials as indicated.

Class	Clamped material	M5		M6		M8		M10		M12		M16	
		F_M	M_A	F_M	M_A	F_M	M_A	F_M	M_A	F_M	M_A	F_M	M_A
8	Steel	6,35	9	9	16	16,5	34	26,2	58	-	-	-	-
	Malleable iron	6,35	7	9	13	16,5	28	26,2	49	-	-	-	-
10	Steel	-	-	-	-	-	-	-	-	54	120	102	280
	Malleable iron	-	-	-	-	-	-	-	-	54	105	102	280

Article groups

Thread	Driving features	Material	Class	Surface treatment	Code	Page
M	Hexagon	St.	8/10	Plain	01150	3-56
M	Hexagon	St.	8/10	ZPL	01149	3-56
M	Hexagon	St.	8/10	flZn/nc	01155	3-57

01150 Self-locking hexagon nut with toothed flange / Zelfborgende zeskantflensmoer met vertanding / Écrou de sécurité hexagonal à embase crantée F92A

Thread Metric thread
Material Steel
Class 8/10
Surface treatment Plain



d	✉	Art.number	d	✉	Art.number	d	✉	Art.number
M5 - CL.8	500	01150.050.001	M8 - CL.8	200	01150.080.001	M12 - CL.10	200	01150.120.001
M6 - CL.8	500	01150.060.001	M10 - CL.8	200	01150.100.001	M16 - CL.10	100	01150.160.001

01149 Self-locking hexagon nut with toothed flange / Zelfborgende zeskantflensmoer met vertanding / Écrou de sécurité hexagonal à embase crantée F92A

Thread Metric thread
Material Steel
Class 8/10
Surface treatment Zinc plated



d	✉	Art.number	d	✉	Art.number	d	✉	Art.number
M5 - CL.8	500	01149.050.001	M8 - CL.8	200	01149.080.001	M12 - CL.10	200	01149.120.001
M6 - CL.8	500	01149.060.001	M10 - CL.8	200	01149.100.001	M16 - CL.10	100	01149.160.001

01155	Self-locking hexagon nut with toothed flange / Zelfborgende zeskantflensmoer met vertanding / Écrou de sécurité hexagonal à embase crantée	F92A

Thread Metric thread
Material Steel
Class 8/10
Surface treatment Zinc flake Cr(VI) free - flZn/nc

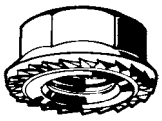

d	✉	Art.number	d	✉	Art.number	d	✉	Art.number
M6 - CL.8	500	01155.060.001	M10 - CL.8	200	01155.100.001	M16 - CL.10	100	01155.160.001
M8 - CL.8	200	01155.080.001	M12 - CL.10	200	01155.120.001			

Self-locking hexagon nut with ribbed flange

Zelfborgende zeskantflensmoer met ribben / Écrou de sécurité hexagonal à embase crantée

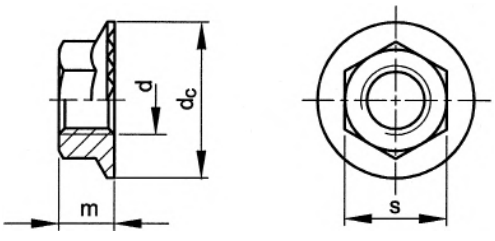

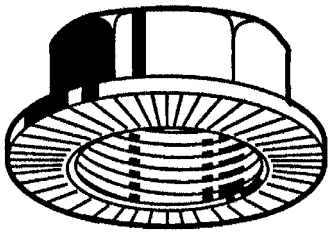

Technical Data

d	d_c	m	P	s	d	d_c	m	P	s
M5	11.2	4.3	0.80	8	M10	21	8.5	1.50	15
M6	14.2	5.5	1.00	10	M12	24	10	1.75	17
M8	18.2	7	1.25	13	M16	31	14	2.00	22

These self-locking hexagon flange nuts are designated property class 10.

Special features of these self-locking flange nuts are:

- The slotted flange eliminates surface damage during assembly, prevents self-loosening and reduces relaxation.
- The flange enables load up forces under the bolt head to be spread over a larger area, consequently resulting in lower surface pressure.
- Large (precoated) or slotted holes can be covered by the flange.
- No other locking elements or washers are necessary.

The below table provides values for the minimal assembly preload (F_M in kN) and tightening torque (M_A in Nm) for use with clamped materials as indicated.

Clamped material	M5		M6		M8		M10		M12		M16	
	F_M	M_A	F_M	M_A	F_M	M_A	F_M	M_A	F_M	M_A	F_M	M_A
(Steel (σ_y < 800 MPa)	9	11	12.6	19	23.2	42	37	85	54	130	102	330
(Steel (σ_y ≥ 800 MPa)	9	10	12.6	18	23.2	37	37	80	54	120	102	310
Malleable iron	9	9	12.6	16	23.2	35	37	75	54	115	102	300

Article groups

Thread	Driving features	Material	Class	Surface treatment	Code	Page
M	Hexagon	St.	10	Plain	12470	3-57
M	Hexagon	St.	10	ZPL	12471	3-58
M	Hexagon	St.	10	flZn/nc	12474	3-58

12470	Self-locking hexagon nut with ribbed flange / Zelfborgende zeskantflensmoer met ribben / Écrou de sécurité hexagonal à embase crantée	F92A

Thread Metric thread
Material Steel
Class 10
Surface treatment Plain

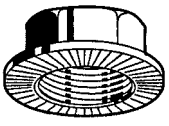

d	✉	Art.number	d	✉	Art.number	d	✉	Art.number
M5	500	12470.050.001	M8	200	12470.080.001	M12	200	12470.120.001
M6	500	12470.060.001	M10	200	12470.100.001	M16	100	12470.160.001

12471	Self-locking hexagon nut with ribbed flange / Zelfborgende zeskantflensmoer met ribben / Écrou de sécurité hexagonal à embase crantée	F92A

Thread Metric thread
Material Steel
Class 10
Surface treatment Zinc plated

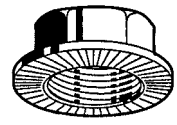

d	✉	Art.number	d	✉	Art.number	d	✉	Art.number
M5	500	12471.050.001	M8	200	12471.080.001	M12	200	12471.120.001
M6	500	12471.060.001	M10	200	12471.100.001	M16	100	12471.160.001

12474	Self-locking hexagon nut with ribbed flange / Zelfborgende zeskantflensmoer met ribben / Écrou de sécurité hexagonal à embase crantée	F92A

Thread Metric thread
Material Steel
Class 10
Surface treatment Zinc flake Cr(VI) free - flZn/nc

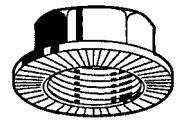

d	✉	Art.number	d	✉	Art.number	d	✉	Art.number
M5	250	12474.050.001	M8	200	12474.080.001	M12	200	12474.120.001
M6	250	12474.060.001	M10	200	12474.100.001	M16	100	12474.160.001

Hexagon lock nut with flange

Zeskantflensmoer zelfborgend / Écrou hexagonal autofreiné à embase

ISO 4161

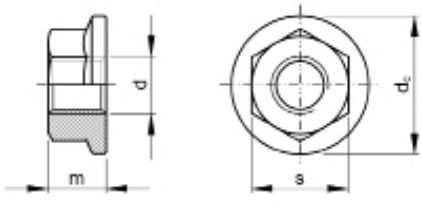



Technical Data

d	d_c (max.)	m (max.)	P	s
M6	14.2	6	1.00	10
M8	17.9	8	1.25	13
M10	21.8	10	1.50	15
M12	26.0	12	1.75	18
M16	34.5	16	2.00	24

Thanks to its unique thread configuration the Spiralock flange nut offers a perfect solution where a joint must be reliably tightened and locked. Benefits of the Spiralock flange nut are a.o.:

- Exceptionally resistant to vibration loosening
- Eliminates need for other locking devices
- Accepts standard male fasteners (with thread tolerance class 4g6g, 6g, 6h and MJ)
- Improves joint fatigue life
- Consistent reusability
- Eases assembly, reducing assembly time
- Reduces life cycle cost of threaded joints

Because of the Spiralock design, threaded joints generally require 10% - 20% greater torque than is required for standard joints, due to the redirecting of some assembly forces from an axial direction to a radial direction. The increase in torque will vary depending on the types of materials and coatings being used (nut, bolt, joint, etc.). This torque/tension relationship should be evaluated in the actual joint to determine the proper torque required to develop the specified tension. Guidance available through our Technology Department.

Article groups

Thread	Driving features	Material	Class	Surface treatment	Code	Page
M	Hexagon	St.	10	ZPL	12870	3-59
M	Hexagon	St.st. A4			55115	3-59

12870	SPIRALOCK Hexagon lock nut with flange / SPIRALOCK Zeskantflensmoer zelfborgend / SPIRALOCK Écrou hexagonal autofreiné à embase	F94A

Thread Metric thread
Material Steel
Class 10
Surface treatment Zinc plated



d	✉	Art.number	d	✉	Art.number	d	✉	Art.number
M6	250	12870.060.100	M10	250	12870.100.150	M16	100	12870.160.200
M8	250	12870.080.125	M12	150	12870.120.175			

55115	Hexagon lock nut with flange / Zeskantflensmoer zelfborgend / Écrou hexagonal autofreiné à embase	F94A

Thread Metric thread
Material Stainless steel A4



d	✉	Art.number	d	✉	Art.number	d	✉	Art.number
M6	250	55115.060.100	M10	250	55115.100.150	M16	100	55115.160.200
M8	250	55115.080.125	M12	150	55115.120.175			

Prevailing torque type hexagonal thin nut with non-metallic insert

Zelfborgende zeskantmoer laag met kunststof ring / Écrou hexagonal bas autofreiné à anneau non-métallique

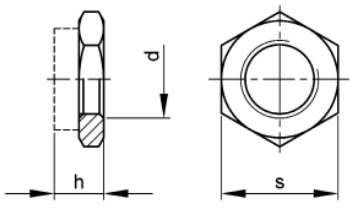

ISO 10511



Technical Data

d	h (max.)	P	s
M3	3.9	0.50	5.5
M4	5	0.70	7
M5	5	0.80	8
M6	6	1.00	10
M8	6.76	1.25	13
M10	8.56	1.50	16
M12	10.23	1.75	18
M14	11.32	2.00	21
M16	12.42	2.00	24
M18 (≠ISO)	18.5	2.50	27
M20	14.9	2.50	30
M22 (≠ISO)	22	2.50	34
M24	17.8	3.00	36
M30	22.2	3.50	46
M36	25.5	4.00	55

Article groups

Thread	Driving features	Material	Class	Surface treatment	Code	Page
M	Hexagon	St.	04	ZPL	12301	3-60
M	Hexagon	St.	04	Znthp/nc	12305	3-60
M	Hexagon	Br. CU2/CU3			46041	3-60

12301 Prevailing torque type hexagonal thin nut with non-metallic insert / Zelfborgende zeskantmoer laag met kunststof ring / Écrou hexagonal bas autofreiné à anneau non-métallique — F01A

Thread Metric thread
Material Steel
Class 04
Surface treatment Zinc plated



d	✉	Art.number	d	✉	Art.number	d	✉	Art.number
M3*	1.000	12301.030.001	M10	500	12301.100.001	M20*	50	12301.200.001
M4	1.000	12301.040.001	M12*	250	12301.120.001	M22*	25	12301.220.001
M5	1.000	12301.050.001	M14*	100	12301.140.001	M24*	25	12301.240.001
M6	1.000	12301.060.001	M16*	100	12301.160.001	M30*	10	12301.300.001
M8	500	12301.080.001	M18*	50	12301.180.001	M36*	10	12301.360.001

12305 Prevailing torque type hexagonal thin nut with non-metallic insert / Zelfborgende zeskantmoer laag met kunststof ring / Écrou hexagonal bas autofreiné à anneau non-métallique — F01A

Thread Metric thread
Material Steel
Class 04
Surface treatment Zinc plated with thick Cr(III) passivation



d	✉	Art.number	d	✉	Art.number	d	✉	Art.number
M4*	1.000	12305.040.001	M10*	500	12305.100.001	M16*	100	12305.160.001
M5*	1.000	12305.050.001	M12*	250	12305.120.001	M20*	50	12305.200.001
M6*	1.000	12305.060.001	M14*	100	12305.140.001	M24*	25	12305.240.001
M8*	1.000	12305.080.001						

46041 Prevailing torque type hexagonal thin nut with non-metallic insert / Zelfborgende zeskantmoer laag met kunststof ring / Écrou hexagonal bas autofreiné à anneau non-métallique — M01A

Thread Metric thread
Material Brass CU2/CU3



d	✉	Art.number	d	✉	Art.number	d	✉	Art.number
M4*	100	46041.040.001	M6*	100	46041.060.001	M10*	100	46041.100.001
M5*	100	46041.050.001	M8*	100	46041.080.001	M12*	50	46041.120.001

Prevailing torque type hexagonal nut with non-metallic insert MF

Zelfborgende zeskantmoer met kunststof ring MF / Écrou hexagonal haut autofreiné à anneau non-métallique MF

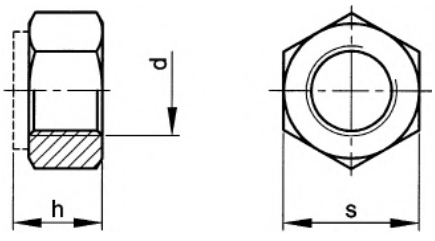

ISO 10512



Technical Data

d	h	s
M10	11.9	16
M12	14.9	18
M14	17	21
M16	19.1	24
M20	22.8	30
M24	27.1	36

12321 **Prevailing torque type hexagonal nut with non-metallic insert MF / Zelfborgende zeskantmoer met kunststof ring MF / Écrou hexagonal haut autofreiné à anneau non-métallique MF** **F01A**

Thread Metric fine thread
Material Steel
Class 10
Surface treatment Zinc plated

RoHS



d	✉	Art.number	d	✉	Art.number	d	✉	Art.number
M10X1,00*	100	12321.100.100	M14X1,50*	100	12321.140.150	M20X1,50*	50	12321.200.150
M12X1,50*	100	12321.120.150	M16X1,50*	50	12321.160.150	M24X2,00	25	12321.240.200

Prevailing torque type hexagon nut with non-metallic insert

Zelfborgende zeskantmoer met kunststof ring / Écrou auto-freiné hexagonal avec anneau non-metallique

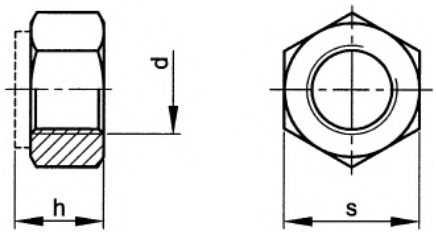

DIN 985
ISO ≈10511
NF E25-412



Technical Data

d	h	P	s
M2.5 (≠DIN)	3.5	0.45	5
M3	4	0.50	5.5
M4	5	0.70	7
M5	5	0.80	8
M6	6	1.00	10
M7	7.5	1.00	11
M8	8	1.25	13
M10	10	1.50	17
M12	12	1.75	19
M14	14	2.00	22
M16	16	2.00	24
M18	18.5	2.50	27
M20	20	2.50	30
M22	22	2.50	32

d	h	P	s
M24	24	3.00	36
M27	27	3.00	41
M30	30	3.50	46
M33	33	3.50	50
M36	36	4.00	55
M39	39	4.00	60
M42	42	4.50	65
M45	45	4.50	70
M48	48	5.00	75
M52 (≠DIN)	52	5.00	80
M56 (≠DIN)	56	5.50	85
M60 (≠DIN)	60	5.50	90
M64 (≠DIN)	64	6.00	95

Article groups

Thread	Driving features	Material	Class	Surface treatment		Code	Page
M	Hexagon	St.	|5|	ZPL		12300	3-62
M	Hexagon	St.	|5|	ZPL	large pack	12310	3-63
M	Hexagon	St.	|6|	flZn/nc		12307	3-63
M	Hexagon	St.	|8|	ZPL		12348	3-63
M	Hexagon	St.	|8|	Znthp/nc		12349	3-63
M	Hexagon	St.	|10|	ZPL		12410	3-63
M	Hexagon	St.st. A2				51730	3-64
M	Hexagon	St.st. A2		ZPL		51726	3-64
M	Hexagon	St.st. A2		METALFORM		51729	3-64
M	Hexagon	St.st. A2		METALFORM	large pack	51728	3-64
M	Hexagon	St.st. A4				55730	3-65
M	Hexagon	St.st. A4	80			53730	3-65
M	Hexagon	Al Dural				45110	3-65
M	Hexagon	Br. CU2/CU3				46040	3-65

12300 **Prevailing torque type hexagon nut with non-metallic insert / Zelfborgende zeskantmoer met kunststof ring / Écrou auto-freiné hexagonal avec anneau non-metallique** **F06A**

Thread Metric thread
Material Steel
Class |5|
Surface treatment Zinc plated



d	✉	Art.number	d	✉	Art.number	d	✉	Art.number
M2,5	250	12300.025.001	M14	100	12300.140.001	M36	5	12300.360.001
M3	250	12300.030.001	M16	50	12300.160.001	M39	5	12300.390.001
M4	250	12300.040.001	M18	50	12300.180.001	M42	5	12300.420.001
M5	250	12300.050.001	M20	25	12300.200.001	M45	4	12300.450.001
M6	250	12300.060.001	M22	25	12300.220.001	M48	4	12300.480.001
M7	250	12300.070.001	M24	25	12300.240.001	M56	1	12300.560.001
M8	250	12300.080.001	M27	10	12300.270.001	M60	1	12300.600.001
M10	200	12300.100.001	M30	10	12300.300.001	M64	1	12300.640.001
M12	100	12300.120.001	M33	5	12300.330.001			

12310 Prevailing torque type hexagon nut with non-metallic insert, large pack / Zelfborgende zeskantmoer met kunststof ring, grootverpakking / Écrou hexagonal autofreiné à anneau non-métallique, emballage gros — F06A

Thread Metric thread
Material Steel
Class |5|
Surface treatment Zinc plated



d	✉	Art.number	d	✉	Art.number	d	✉	Art.number
M3	2.500	12310.030.001	M6	2.500	12310.060.001	M12	500	12310.120.001
M4	2.500	12310.040.001	M8	2.000	12310.080.001	M16	250	12310.160.001
M5	2.500	12310.050.001	M10	750	12310.100.001			

12307 Prevailing torque type hexagon nut with non-metallic insert / Zelfborgende zeskantmoer met kunststof ring / Écrou auto-freiné hexagonal avec anneau non-metallique — A96A

Thread Metric thread
Material Steel
Class |6|
Surface treatment Zinc flake Cr(VI) free - flZn/nc



d	✉	Art.number	d	✉	Art.number	d	✉	Art.number
M6	250	12307.060.001	M14	100	12307.140.001	M24	25	12307.240.001
M8	250	12307.080.001	M16	50	12307.160.001	M30	10	12307.300.001
M10	200	12307.100.001	M20	25	12307.200.001	M33*	25	12307.330.001
M12	100	12307.120.001	M22	25	12307.220.001	M36*	25	12307.360.001

12348 Prevailing torque type hexagon nut with non-metallic insert / Zelfborgende zeskantmoer met kunststof ring / Écrou auto-freiné hexagonal avec anneau non-metallique — F05A

Thread Metric thread
Material Steel
Class |8|
Surface treatment Zinc plated



d	✉	Art.number	d	✉	Art.number	d	✉	Art.number
M2,5	1.000	12348.025.001	M12	100	12348.120.001	M30	10	12348.300.001
M3	1.000	12348.030.001	M14	100	12348.140.001	M33	5	12348.330.001
M4	250	12348.040.001	M16	50	12348.160.001	M36	5	12348.360.001
M5	250	12348.050.001	M18	50	12348.180.001	M39	1	12348.390.001
M6	250	12348.060.001	M20	25	12348.200.001	M42	10	12348.420.001
M7	100	12348.070.001	M22	25	12348.220.001	M45*	5	12348.450.001
M8	250	12348.080.001	M24	25	12348.240.001	M48	5	12348.480.001
M10	200	12348.100.001	M27	10	12348.270.001			

12349 Prevailing torque type hexagon nut with non-metallic insert / Zelfborgende zeskantmoer met kunststof ring / Écrou auto-freiné hexagonal avec anneau non-metallique — F05A

Thread Metric thread
Material Steel
Class |8|
Surface treatment Zinc plated with thick Cr(III) passivation



d	✉	Art.number	d	✉	Art.number	d	✉	Art.number
M3*	1.000	12349.030.001	M8*	1.000	12349.080.001	M16*	100	12349.160.001
M4*	1.000	12349.040.001	M10*	500	12349.100.001	M20*	50	12349.200.001
M5*	1.000	12349.050.001	M12*	250	12349.120.001	M24*	25	12349.240.001
M6*	1.000	12349.060.001	M14*	100	12349.140.001			

12410 Prevailing torque type hexagon nut with non-metallic insert / Zelfborgende zeskantmoer met kunststof ring / Écrou auto-freiné hexagonal avec anneau non-metallique — F05A

Thread Metric thread
Material Steel
Class |10|
Surface treatment Zinc plated



d	✉	Art.number	d	✉	Art.number	d	✉	Art.number
M5	250	12410.050.001	M14	100	12410.140.001	M24	25	12410.240.001
M6	250	12410.060.001	M16	50	12410.160.001	M27	10	12410.270.001
M8	250	12410.080.001	M18	50	12410.180.001	M30	10	12410.300.001
M10	200	12410.100.001	M20	25	12410.200.001	M36	1	12410.360.001
M12	100	12410.120.001	M22	25	12410.220.001	M39	1	12410.390.001

51730 Prevailing torque type hexagon nut with non-metallic insert / Zelfborgende zeskantmoer met kunststof ring / Écrou auto-freiné hexagonal avec anneau non-metallique R09A

Thread Metric thread
Material Stainless steel A2



d	✉	Art.number	d	✉	Art.number	d	✉	Art.number
M2,5	200	51730.025.001	M10	100	51730.100.001	M22	25	51730.220.001
M3	200	51730.030.001	M12	50	51730.120.001	M24	10	51730.240.001
M4	200	51730.040.001	M14	50	51730.140.001	M27	5	51730.270.001
M5	200	51730.050.001	M16	20	51730.160.001	M30	5	51730.300.001
M6	200	51730.060.001	M18	50	51730.180.001	M33*	10	51730.330.001
M8	100	51730.080.001	M20	20	51730.200.001	M36	5	51730.360.001

- Stainless steel prevailing torque type hexagon nuts may cause seizing of the mating threads resulting in fracture.
- It is recommended to use stainless steel prevailing torque type hexagon nuts treated with an agent to reduce this risk or use an anti-seize- or lubricating compound.

51726 Prevailing torque type hexagon nut with non-metallic insert / Zelfborgende zeskantmoer met kunststof ring / Écrou auto-freiné hexagonal avec anneau non-metallique R09A

Thread Metric thread
Material Stainless steel A2
Surface treatment Zinc plated



d	✉	Art.number	d	✉	Art.number	d	✉	Art.number
M6	500	51726.060.001	M10	100	51726.100.001	M12	100	51726.120.001
M8	200	51726.080.001						

- The thin zinc layer on stainless steel nuts reduces the risk of galling.

51729 Prevailing torque type hexagon nut with non-metallic insert, Metalform / Zelfborgende zeskantmoer met kunststof ring, Metalform / Écrou hexagonal autofreiné avec anneau non-métallique, Metalform R09A

Thread Metric thread
Material Stainless steel A2
Surface treatment METALFORM



d	✉	Art.number	d	✉	Art.number	d	✉	Art.number
M4	100	51729.040.001	M8	50	51729.080.001	M16	10	51729.160.001
M5	100	51729.050.001	M10	50	51729.100.001	M20	10	51729.200.001
M6	100	51729.060.001	M12	25	51729.120.001			

Specific features of Metalform:
- The fixed, slightly visible dry film lubricant reduces the effect of galling.
- It levels out the big scatter in coefficient of friction and reduces the average value.
- In a bolt/nut assembly only one product (e.g. the nut) needs to be lubricated with Metalform.
- The lubricant can easily be removed with a solvent after assembly, there's no objection against application in the food industry.

51728 Prevailing torque type hexagon nut with non-metallic insert, Metalform, large pack Prevailing torque type hexagon nut with non-metallic insert, Metalform, large pack / Titel Nederlands / Titre Francais R09A

Thread Metric thread
Material Stainless steel A2
Surface treatment METALFORM



d	✉	Art.number	d	✉	Art.number	d	✉	Art.number
M6	1.000	51728.060.001	M8	500	51728.080.001	M10	500	51728.100.001

Specific features of Metalform:
- The fixed, slightly visible dry film lubricant reduces the effect of galling.
- It levels out the big scatter in coefficient of friction and reduces the average value.
- In a bolt/nut assembly only one product (e.g. the nut) needs to be lubricated with Metalform.
- The lubricant can easily be removed with a solvent after assembly, there's no objection against application in the food industry.

55730 Prevailing torque type hexagon nut with non-metallic insert / Zelfborgende zeskantmoer met kunststof ring / Écrou auto-freiné hexagonal avec anneau non-metallique — R49A

Thread Metric thread
Material Stainless steel A4



d	✉	Art.number	d	✉	Art.number	d	✉	Art.number
M3	200	55730.030.001	M12	50	55730.120.001	M24	10	55730.240.001
M4	200	55730.040.001	M14	50	55730.140.001	M27	5	55730.270.001
M5	200	55730.050.001	M16	20	55730.160.001	M30	5	55730.300.001
M6	200	55730.060.001	M18	50	55730.180.001	M33	5	55730.330.001
M8	100	55730.080.001	M20	20	55730.200.001			
M10	100	55730.100.001	M22	25	55730.220.001			

- Stainless steel prevailing torque type hexagon nuts may cause seizing of the mating threads resulting in fracture.
- It is recommended to use stainless steel prevailing torque type hexagon nuts treated with an agent to reduce this risk or use an anti-seize- or lubricating compound.

53730 Prevailing torque type hexagon nut with non-metallic insert / Zelfborgende zeskantmoer met kunststof ring / Écrou auto-freiné hexagonal avec anneau non-metallique — R49A

Thread Metric thread
Material Stainless steel A4
Class 80



d	✉	Art.number	d	✉	Art.number	d	✉	Art.number
M5*	1.000	53730.050.001	M12*	200	53730.120.001	M20*	50	53730.200.001
M6*	1.000	53730.060.001	M14*	100	53730.140.001	M22*	25	53730.220.001
M8*	500	53730.080.001	M16	20	53730.160.001	M24*	25	53730.240.001
M10*	200	53730.100.001	M18*	50	53730.180.001			

45110 Prevailing torque type hexagon nut with non-metallic insert / Zelfborgende zeskantmoer met kunststof ring / Écrou auto-freiné hexagonal avec anneau non-metallique — W010

Thread Metric thread
Material Aluminium Dural



d	✉	Art.number	d	✉	Art.number	d	✉	Art.number
M3	200	45110.030.001	M6	200	45110.060.001	M12	50	45110.120.001
M4	200	45110.040.001	M8	100	45110.080.001	M16	20	45110.160.001
M5	200	45110.050.001	M10	100	45110.100.001			

46040 Prevailing torque type hexagon nut with non-metallic insert / Zelfborgende zeskantmoer met kunststof ring / Écrou auto-freiné hexagonal avec anneau non-metallique — M01A

Thread Metric thread
Material Brass CU2/CU3



d	✉	Art.number	d	✉	Art.number	d	✉	Art.number
M4*	100	46040.040.001	M6	100	46040.060.001	M10*	100	46040.100.001
M5*	100	46040.050.001	M8*	100	46040.080.001	M12*	50	46040.120.001

Prevailing torque type hexagon nut with non-metallic insert MF

Zelfborgende zeskantmoer met kunststof ring MF / Écrou auto-freiné hexagonal avec anneau non-métallique MF

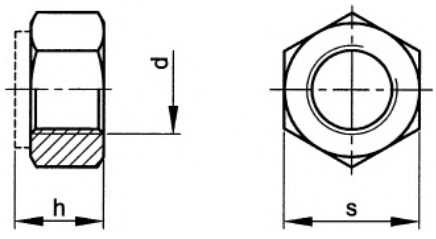

DIN 985
ISO 10512
NF E25-412



Technical Data

d	h	s	d	h	s
M8	8	13	M27	27	41
M10	10	17	M30	30	46
M12	12	19	M33	33	50
M14	14	22	M36	36	55
M16	16	24	M39	39	60
M18	18.5	27	M42	42	65
M20	20	30	M45	45	70
M22	22	32	M48	48	75
M24	24	36			

Article groups

Thread	Driving features	Material	Class	Surface treatment	Code	Page
MF	Hexagon	St.	|5|	ZPL	12320	3-66
MF	Hexagon	St.	|8|	ZPL	12354	3-66
MF	Hexagon	St.	|10|	ZPL	12360	3-67
MF	Hexagon	St.st. A2		Gleitmo	51739	3-67

12320 Prevailing torque type hexagon nut with non-metallic insert MF / Zelfborgende zeskantmoer met kunststof ring MF / Écrou auto-freiné hexagonal avec anneau non-métallique MF — F05A

Thread Metric fine thread
Material Steel
Class |5|
Surface treatment Zinc plated



d x P	✉	Art.number	d x P	✉	Art.number	d x P	✉	Art.number
M8X1,00	250	12320.080.100	M20X2,00	25	12320.200.200	M33X2,00	5	12320.330.200
M10X1,00	200	12320.100.100	M22X1,50	25	12320.220.150	M36X1,50 (≠DIN)	5	12320.360.150
M10X1,25	200	12320.100.125	M24X1,50 (≠DIN)	25	12320.240.150	M36X3,00	5	12320.360.300
M12X1,00 (≠DIN)	100	12320.120.100	M24X2,00	25	12320.240.200	M39X3,00	5	12320.390.300
M12X1,25	100	12320.120.125	M27X1,50 (≠DIN)	10	12320.270.150	M42X1,50 (≠DIN)	5	12320.420.150
M12X1,50	100	12320.120.150	M27X2,00	10	12320.270.200	M42X3,00	5	12320.420.300
M14X1,50	100	12320.140.150	M30X1,50 (≠DIN)	10	12320.300.150	M45X3,00	4	12320.450.300
M16X1,50	50	12320.160.150	M30X2,00	10	12320.300.200	M48X1,50 (≠DIN)	4	12320.480.150
M18X1,50	50	12320.180.150	M33X1,50 (≠DIN)	5	12320.330.150	M48X3,00	4	12320.480.300
M20X1,50	25	12320.200.150						

12354 Prevailing torque type hexagon nut with non-metallic insert MF / Zelfborgende zeskantmoer met kunststof ring MF / Écrou auto-freiné hexagonal avec anneau non-métallique MF — F05A

Thread Metric fine thread
Material Steel
Class |8|
Surface treatment Zinc plated



d x P	✉	Art.number	d x P	✉	Art.number	d x P	✉	Art.number
M8X1,00	500	12354.080.100	M18X2,00*	50	12354.180.200	M30X1,50*	10	12354.300.150
M10X1,00*	500	12354.100.100	M20X1,50	25	12354.200.150	M30X2,00	10	12354.300.200
M10X1,25*	500	12354.100.125	M20X2,00*	25	12354.200.200	M33X2,00*	10	12354.330.200
M12X1,00*	250	12354.120.100	M22X1,50	25	12354.220.150	M36X3,00*	15	12354.360.300
M12X1,25*	250	12354.120.125	M22X2,00*	25	12354.220.200	M39X3,00*	10	12354.390.300
M12X1,50	100	12354.120.150	M24X1,50	25	12354.240.150	M42X3,00*	10	12354.420.300
M14X1,50	100	12354.140.150	M24X2,00	25	12354.240.200	M45X3,00*	5	12354.450.300
M16X1,50	100	12354.160.150	M27X2,00	10	12354.270.200	M48X3,00*	5	12354.480.300

12360 **Prevailing torque type hexagon nut with non-metallic insert MF / Zelfborgende zeskantmoer met kunststof ring MF / Écrou auto-freiné hexagonal avec anneau non-métallique MF** **F05A**

Thread Metric fine thread
Material Steel
Class |10|
Surface treatment Zinc plated



d x P	✉	Art.number	d x P	✉	Art.number	d x P	✉	Art.number
M8X1,00	100	12360.080.100	M14X1,50	50	12360.140.150	M24X1,50*	25	12360.240.150
M10X1,00*	100	12360.100.100	M16X1,50	50	12360.160.150	M24X2,00	25	12360.240.200
M10X1,25	100	12360.100.125	M18X1,50*	50	12360.180.150	M30X2,00*	10	12360.300.200
M12X1,00*	100	12360.120.100	M20X1,50*	50	12360.200.150	M36X3,00*	10	12360.360.300
M12X1,25	100	12360.120.125	M20X2,00*	50	12360.200.200			
M12X1,50	100	12360.120.150	M22X1,50*	25	12360.220.150			

51739 **Prevailing torque type hexagon nut with non-metallic insert MF / Zelfborgende zeskantmoer met kunststof ring MF / Écrou auto-freiné hexagonal avec anneau non-métallique MF** **R09A**

Thread Metric fine thread
Material Stainless steel A2
Surface treatment Gleitmo



d x P	✉	Art.number	d x P	✉	Art.number	d x P	✉	Art.number
M12X1,50	200	51739.120.150	M14X1,50*	100	51739.140.150	M16X1,50	100	51739.160.150

Prevailing torque type hexagon nut plastic

Zelfborgende zeskantmoer kunststof / Écrou auto-freiné hexagonal, plastique

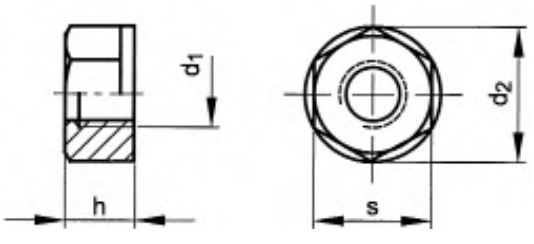

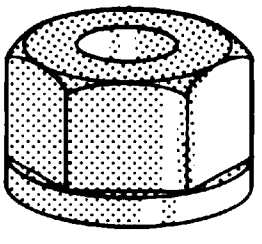

Technical Data

d_1	d_2	h	P	s	d_1	d_2	h	P	s
M4	9.3	6.4	0.70	7	**M6**	11.4	8	1.00	10
M5	10.5	7.3	0.80	9	**M8**	16.2	10.3	1.25	14

56220 **Prevailing torque type hexagon nut plastic / Zelfborgende zeskantmoer kunststof / Écrou hexagonal autofreiné plastique** **W02A**

Thread Metric thread
Material Plastic Polyamide (nylon)
Class 6.6
Color White

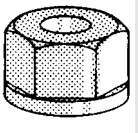

d_1	✉	Art.number	d_1	✉	Art.number	d_1	✉	Art.number
M5	100	56220.050.001	M6	100	56220.060.001	M8	50	56220.080.001

Prevailing torque type hexagon nut with plastic insert, high type

Zelfborgende zeskantmoer met kunststof ring, hoge uitvoering / Écrou hexagonal autofreiné à anneau non-métallique, type haut

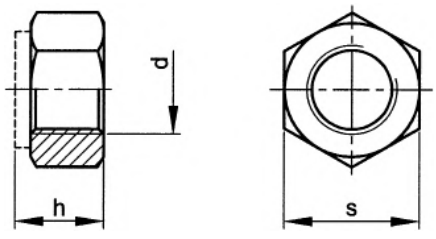

ISO **7040**
DIN 6924



Technical Data

d	h (max.)	P	s
M4	6	0.70	7
M5	6.8	0.80	8
M6	8	1.00	10
M8	9.5	1.25	13
M10	11.9	1.50	16
M12	14.9	1.75	18
M14	17	2.00	21
M16	19.1	2.00	24
M20	22.8	2.50	30
M24	27.1	3.00	36

Article groups

Thread	Driving features	Material	Class	Surface treatment		Code	Page
M	Hexagon	St.	8	ZPL		12510	3-68
M	Hexagon	St.	8	ZPL	Brown ring	12511	3-68
M	Hexagon	St.	10	ZPL		12515	3-69

12510 **Prevailing torque type hexagon nut with plastic insert, high type / Zelfborgende zeskantmoer met kunststof ring, hoge uitvoering / Écrou hexagonal autofreiné à anneau non-métallique, type haut** **F01A**

Thread Metric thread
Material Steel
Class 8
Surface treatment Zinc plated



d	✉	Art.number	d	✉	Art.number	d	✉	Art.number
M4	200	12510.040.001	M10	100	12510.100.001	M16*	50	12510.160.001
M5	200	12510.050.001	M12	100	12510.120.001	M20*	100	12510.200.001
M6	100	12510.060.001	M14*	100	12510.140.001	M24*	100	12510.240.001
M8	100	12510.080.001						

12511 **Prevailing torque type hexagon nut with plastic insert, high type with brown ring / Zelfborgende zeskantmoer met bruine kunststof ring, hoge uitvoering / Écrou hexagonal autofreiné à anneau non-métallique brun, type haut** **F01A**

Thread Metric thread
Material Steel
Class 8
Surface treatment Zinc plated

BN 205107-3



d	✉	Art.number	d	✉	Art.number	d	✉	Art.number
M5*	1.000	12511.050.001	M10*	500	12511.100.001	M20*	50	12511.200.001
M6*	1.000	12511.060.001	M12*	500	12511.120.001	M24*	25	12511.240.001
M8*	1.000	12511.080.001	M16*	200	12511.160.001			

- These prevailing torque type nuts according to BN 205107-3 have a brown nylon ring.
- The ring is from heat-stabilized polyamide that whitstands temperatures from 150 °C - 180 °C.

12515	Prevailing torque type hexagon nut with plastic insert, high type / Zelfborgende zeskantmoer met kunststof ring, hoge uitvoering / Écrou hexagonal autofreiné à anneau non-métallique, type haut	F01A

Thread Metric thread
Material Steel
Class 10
Surface treatment Zinc plated



d	✉	Art.number	d	✉	Art.number	d	✉	Art.number
M10*	100	12515.100.001	M16*	100	12515.160.001	M24*	25	12515.240.001
M12*	100	12515.120.001	M20*	50	12515.200.001			

Prevailing torque type hexagon nut with non-metallic insert, high type

Zelfborgende zeskantmoer met kunststof ring hoog model / Écrou auto-freiné hexagonal avec anneau non-metallique haut

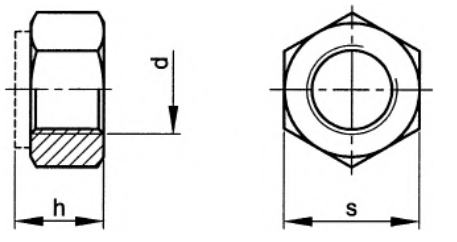

DIN 982
ISO ≈7040
NF ≈E25-409



Technical Data

d	h	P	s	d	h	P	s
M4	4.7	0.70	7	M14	16	2.00	22
M5	6.3	0.80	8	M16	18	2.00	24
M6	8	1.00	10	M18	20	2.50	27
M8	9.5	1.25	13	M20	22	2.50	30
M10	11.5	1.50	17	M22	25	2.50	32
M12	14	1.75	19	M24	28	3.00	36

Article groups

Thread	Driving features	Material	Class	Surface treatment	Code	Page
M	Hexagon	St.	8	ZPL	12600	3-69
M	Hexagon	St.	10	ZPL	12663	3-69
M	Hexagon	St.st. A2			51718	3-70
M	Hexagon	St.st. A4			55718	3-70

12600	Prevailing torque type hexagon nut with non-metallic insert, high type / Zelfborgende zeskantmoer met kunststof ring hoog model / Écrou auto-freiné hexagonal avec anneau non-metallique haut	F05A

Thread Metric thread
Material Steel
Class 8
Surface treatment Zinc plated



d	✉	Art.number	d	✉	Art.number	d	✉	Art.number
M4	1.000	12600.040.001	M10	200	12600.100.001	M18	50	12600.180.001
M5	250	12600.050.001	M12	100	12600.120.001	M20	25	12600.200.001
M6	250	12600.060.001	M14	100	12600.140.001	M22	25	12600.220.001
M8	250	12600.080.001	M16	50	12600.160.001	M24	25	12600.240.001

12663	Prevailing torque type hexagon nut with non-metallic insert, high type / Zelfborgende zeskantmoer met kunststof ring hoog model / Écrou auto-freiné hexagonal avec anneau non-metallique haut	F05A

Thread Metric thread
Material Steel
Class 10
Surface treatment Zinc plated



d	✉	Art.number	d	✉	Art.number	d	✉	Art.number
M10	100	12663.100.001	M16	50	12663.160.001	M24*	25	12663.240.001
M12*	100	12663.120.001	M20*	50	12663.200.001			

51718	Prevailing torque type hexagon nut with non-metallic insert, high type / Zelfborgende zeskantmoer met kunststof ring hoog model / Écrou auto-freiné hexagonal avec anneau non-metallique haut	R09A

Thread Metric thread DIN ≈982
Material Stainless steel A2



d	✉	Art.number	d	✉	Art.number	d	✉	Art.number
M4	200	51718.040.001	M10	100	51718.100.001	M16	50	51718.160.001
M5	200	51718.050.001	M12	50	51718.120.001	M20	25	51718.200.001
M6	200	51718.060.001	M14*	50	51718.140.001	M24*	25	51718.240.001
M8	200	51718.080.001						

- Stainless steel prevailing torque type hexagon nuts may cause seizing of the mating threads resulting in fracture.
- It is recommended to use stainless steel prevailing torque type hexagon nuts treated with an agent to reduce this risk or use an anti-seize- or lubricating compound.

55718	Prevailing torque type hexagon nut with non-metallic insert, high type / Zelfborgende zeskantmoer met kunststof ring hoog model / Écrou auto-freiné hexagonal avec anneau non-metallique haut	R49A

Thread Metric thread DIN ≈982
Material Stainless steel A4



d	✉	Art.number	d	✉	Art.number	d	✉	Art.number
M5	200	55718.050.001	M10	50	55718.100.001	M16	10	55718.160.001
M6	100	55718.060.001	M12	25	55718.120.001	M20	10	55718.200.001
M8	50	55718.080.001	M14	25	55718.140.001	M24	5	55718.240.001

- Stainless steel prevailing torque type hexagon nuts may cause seizing of the mating threads resulting in fracture.
- It is recommended to use stainless steel prevailing torque type hexagon nuts treated with an agent to reduce this risk or use an anti-seize- or lubricating compound.

Prevailing torque type hexagon nut with non-metallic insert, high type MF

Zelfborgende zeskantmoer met kunststof ring, hoog model MF / Écrou hexagonal autofreiné haut à anneau non-métallique MF

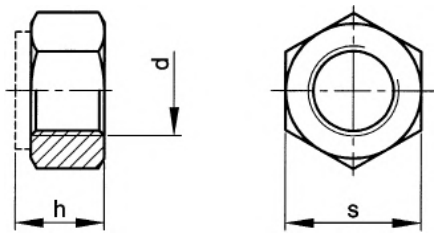

DIN 982



Technical Data

d	h	P	s
M10	11.5	1.00	17
M12	12	1.50	19
M14	16	1.50	22
M16	16	1.50	24
M20	22	1.50	30
M24	28	2.00	36

12664	Prevailing torque type hexagon nut with non-metallic insert, high type MF / Zelfborgende zeskantmoer met kunststof ring, hoog model MF / Écrou hexagonal autofreiné haut à anneau non-métallique MF	F05A

Thread Metric fine thread
Material Steel
Class 10
Surface treatment Zinc plated



d x P	✉	Art.number	d x P	✉	Art.number	d x P	✉	Art.number
M10X1,00*	100	12664.100.100	M14X1,50*	100	12664.140.150	M20X1,50*	50	12664.200.150
M12X1,50*	100	12664.120.150	M16X1,50*	50	12664.160.150	M24X2,00*	25	12664.240.200

Prevailing torque type hexagon nut with plastic insert

Zelfborgende zeskantmoer met kunststof ring / Écrou hexagonal autofreiné à anneau non-métallique

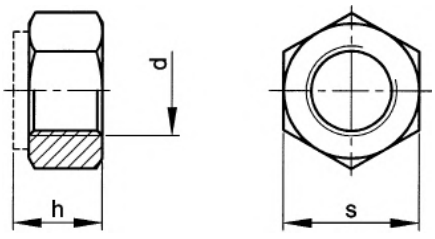

DIN **6924**
ISO 7040



Technical Data

d	h (max.)	P	s
M4	6	0.70	7
M5	6.8	0.80	8
M6	8	1.00	10
M8	9.5	1.25	13
M10	11.9	1.50	16
M12	14.9	1.75	18
M16	19.1	2.00	24
M20	22.8	2.50	30
M24	27.1	3.00	36

Article groups

Thread	Driving features	Material	Class	Surface treatment	Code	Page
M	Hexagon	St.	8	ZPL	12440	3-71
M	Hexagon	St.	10	ZPL	12445	3-71

12440 Prevailing torque type hexagon nut with plastic insert / Zelfborgende zeskantmoer met kunststof ring / Écrou hexagonal autofreiné à anneau non-métallique F01A

Thread Metric thread
Material Steel
Class 8
Surface treatment Zinc plated



d	✉	Art.number	d	✉	Art.number	d	✉	Art.number
M4	200	12440.040.000	M8	100	12440.080.001	M16*	50	12440.160.001
M5	200	12440.050.001	M10*	100	12440.100.001	M20*	50	12440.200.001
M6	100	12440.060.001	M12*	100	12440.120.001	M24*	25	12440.240.001

12445 Prevailing torque type hexagon nut with plastic insert / Zelfborgende zeskantmoer met kunststof ring / Écrou hexagonal autofreiné à anneau non-métallique F01A

Thread Metric thread
Material Steel
Class 10
Surface treatment Zinc plated



d	✉	Art.number	d	✉	Art.number	d	✉	Art.number
M10*	100	12445.100.000	M16*	50	12445.160.000	M24*	25	12445.240.000
M12*	100	12445.120.000	M20*	50	12445.200.000			

Prevailing torque type hexagon nut with plastic insert MF

Zelfborgende zeskantmoer met kunststof ring MF / Écrou hexagonal autofreiné à anneau non-métallique MF

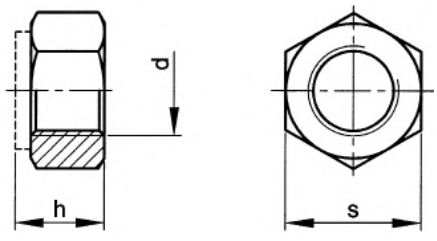

DIN **6924**
ISO 7040



Technical Data

d	h (max.)	s
M10	11.9	16
M12	14.9	18
M14	17	21
M16	19.1	24
M20	22.8	30
M24	27.1	36

12447 **Prevailing torque type hexagon nut with plastic insert MF / Zelfborgende zeskantmoer met kunststof ring MF / Écrou hexagonal autofreiné à anneau non-métallique MF** **F01A**

Thread Metric fine thread
Material Steel
Class 10
Surface treatment Zinc plated



d	✉	Art.number	d	✉	Art.number	d	✉	Art.number
M10X1,00*	100	12447.100.100	M14X1,50*	100	12447.140.150	M20X1,50*	50	12447.200.150
M12X1,50*	100	12447.120.150	M16X1,50*	50	12447.160.150	M24X2,00*	25	12447.240.200

Prevailing torque type slotted round nut with non-metallic insert type GUK

Zelfborgende ronde moer met gleuven en kunststof ring type GUK / Écrou cylindrique autofreiné à encoches GUK

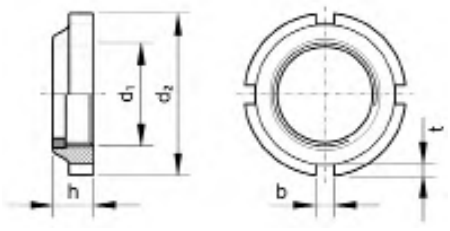

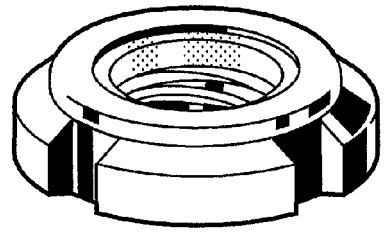

Technical Data

d_1	b	d_2	h	Number of slots	t
M10	3	18	7.4	4	2
M12	3	22	7.4	4	2
M15	4	25	8.4	4	2
M17	4	28	8.4	4	2
M20	4	32	9.4	4	2.5
M25	5	38	10.3	4	2.5
M30	5	44	10.9	4	3
M35	5	50	11.1	4	3
M40	6	56	12.1	4	3
M45	6	62	12.1	4	3.5
M50	6	68	12.7	4	3.5
M55	7	75	13.2	6	3.5
M60	7	80	13.2	6	3.5
M65	7	85	14.3	6	3.5
M70	8	92	14.3	6	4
M75	8	98	15.3	6	4
M80	10	105	16.3	8	4
M85	10	110	17.3	8	4
M90	10	120	17.5	8	5
M95	10	125	18.5	8	5
M100	10	130	19.5	8	5

Article groups

Thread	Material	Class	Surface treatment	Code	Page
MF	St.	14H	ZPL	11789	3-73
MF	St.	14H	ZPL YEL	11790	3-73

11789 **Prevailing torque type slotted round nut with non-metallic insert type GUK / Zelfborgende ronde moer met gleuven en kunststof ring type GUK / Écrou cylindrique autofreiné à encoches GUK** **F01A**

Thread Metric fine thread
Material Steel
Class 14H
Surface treatment Zinc plated

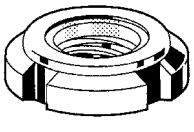

d_1 x P	✉	Art.number	d_1 x P	✉	Art.number	d_1 x P	✉	Art.number
M12X1,00*	10	11789.120.100	M25X1,50	10	11789.250.150	M45X1,50	10	11789.450.150
M15X1,00*	10	11789.150.100	M30X1,50	10	11789.300.150	M50X1,50*	5	11789.500.150
M17X1,00*	10	11789.170.100	M35X1,50*	10	11789.350.150	M55X2,00*	5	11789.550.200
M20X1,00	10	11789.200.100	M40X1,50	10	11789.400.150	M60X2,00*	5	11789.600.200

11790 **Prevailing torque type slotted round nut with non-metallic insert type GUK / Zelfborgende ronde moer met gleuven en kunststof ring type GUK / Écrou cylindrique autofreiné à encoches GUK** **F01X**

Thread Metric fine thread
Material Steel
Class 14H
Surface treatment Zinc plated yellow passivated

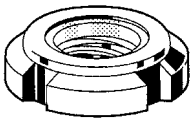

d_1 x P	✉	Art.number	d_1 x P	✉	Art.number	d_1 x P	✉	Art.number
M10X0,75	10	11790.100.075	M20X1,00	10	11790.200.100	M40X1,50	5	11790.400.150
M12X1,00	10	11790.120.100	M25X1,50	5	11790.250.150	M45X1,50	2	11790.450.150
M15X1,00	10	11790.150.100	M30X1,50	5	11790.300.150	M50X1,50	2	11790.500.150
M17X1,00	10	11790.170.100	M35X1,50	5	11790.350.150	M55X2,00	1	11790.550.200

11790	Prevailing torque type slotted round nut with non-metallic insert type GUK / Zelfborgende ronde moer met gleuven en kunststof ring type GUK / Écrou cylindrique autofreiné à encoches GUK	←

d_1 x P	✉	Art.number	d_1 x P	✉	Art.number	d_1 x P	✉	Art.number
M60X2,00	1	11790.600.200	M75X2,00	1	11790.750.200	M90X2,00	1	11790.900.200
M65X2,00	1	11790.650.200	M80X2,00	1	11790.800.200	M95X2,00	1	11790.950.200
M70X2,00	1	11790.700.200	M85X2,00	1	11790.850.200	M100X2,00	1	11790.982.200

Prevailing torque type hexagon domed cap nut with non-metallic insert

Zelfborgende dopmoer met kunststof ring / Écrou hexagonal auto-freiné borgne avec anneau non-metallique

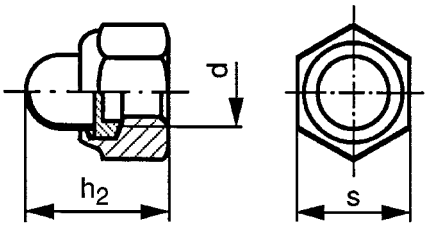

DIN 986



Technical Data

d	h_2	P	s	d	h_2	P	s
M4	9.6	0.70	7	M10	18.1	1.50	17
M5	10.5	0.80	8	M12	22.5	1.75	19
M6	12	1.00	10	M16	27.5	2.00	24
M8	14	1.25	13	M20	35	2.50	30

Article groups

Thread	Driving features	Material	Class	Surface treatment	Code	Page
M	Hexagon	St.	6	ZPL	16450	3-74
M	Hexagon	St.st. A2			51405	3-74

16450	Prevailing torque type hexagon domed cap nut with non-metallic insert / Zelfborgende dopmoer met kunststof ring / Écrou hexagonal auto-freiné borgne avec anneau non-metallique	F01H

Thread Metric thread
Material Steel
Class 6
Surface treatment Zinc plated

RoHS



d	✉	Art.number	d	✉	Art.number	d	✉	Art.number
M4	250	16450.040.001	M8	200	16450.080.001	M16	50	16450.160.001
M5	200	16450.050.001	M10	200	16450.100.001	M20	25	16450.200.001
M6	200	16450.060.001	M12	100	16450.120.001			

51405	Prevailing torque type hexagon domed cap nut with non-metallic insert / Zelfborgende dopmoer met kunststof ring / Écrou hexagonal auto-freiné borgne avec anneau non-metallique	R09A

Thread Metric thread
Material Stainless steel A2

RoHS



d	✉	Art.number	d	✉	Art.number	d	✉	Art.number
M4	100	51405.040.001	M8	50	51405.080.001	M12	25	51405.120.001
M5	100	51405.050.001	M10	50	51405.100.001	M16	50	51405.160.001
M6	100	51405.060.001						

Prevailing torque type hexagon nut, all metal

Zelfborgende zeskantmoer geheel metaal / Écrou hexagonal autofreiné tout métal

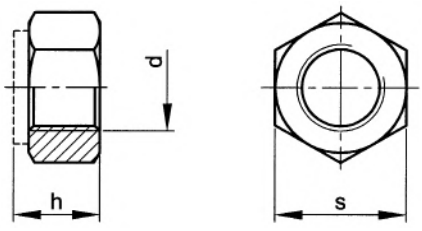

ISO **7042**
DIN 6925



Technical Data

d	h (max.)	P	s
M4 (≠ISO)	4.2	0.70	7
M5	5.1	0.80	8
M6	6	1.00	10
M8	8	1.25	13
M10	10	1.50	16
M12	12	1.75	18
M14	14.1	2.00	21
M16	16.4	2.00	24
M18 (≠ISO)	18	2.50	27
M20	20.3	2.50	30
M24	23.9	3.00	36
M27 (≠ISO)	27	3.50	50
M30	30	3.50	46
M33 (≠ISO)	33	3.50	50
M36	36	4.00	55

Article groups

Thread	Driving features	Material	Class	Surface treatment		Code	Page
M	Hexagon	St.	8	ZPL		12920	3-75
M	Hexagon	St.	8	flZn/nc/TL/x/480h/C		12923	3-75
M	Hexagon	St.	8	HDG	ISO metric	12921	3-76
M	Hexagon	St.	10	ZPL		12930	3-76
M	Hexagon	St.	10	flZn/nc/TL/x/480h/C		12931	3-76

12920 Prevailing torque type hexagon nut, all metal / Zelfborgende zeskantmoer geheel metaal / Écrou hexagonal autofreiné tout métal F01A

Thread Metric thread
Material Steel
Class 8
Surface treatment Zinc plated



d	✉	Art.number	d	✉	Art.number	d	✉	Art.number
M4*	100	12920.040.001	M14*	100	12920.140.001	M27	25	12920.270.001
M5	100	12920.050.001	M18*	50	12920.180.001	M30*	10	12920.300.001
M10	500	12920.100.001	M20	50	12920.200.001	M33*	10	12920.330.001
M12	250	12920.120.001	M24	25	12920.240.001	M36	10	12920.360.001

12923 Prevailing torque type hexagon nut, all metal / Zelfborgende zeskantmoer geheel metaal / Écrou hexagonal autofreiné tout métal F01A

Thread Metric thread
Material Steel
Class 8
Surface treatment Zinc flake Cr(VI) free - ISO 10683 480h NSS, with lubricant



d	✉	Art.number	d	✉	Art.number	d	✉	Art.number
M6	1.000	12923.060.001	M12*	250	12923.120.001	M20*	50	12923.200.001
M8*	500	12923.080.001	M16	100	12923.160.001	M24*	25	12923.240.001
M10*	500	12923.100.001						

12921 Prevailing torque type hexagon nut, all metal, ISO metric / Zelfborgende zeskantmoer geheel metaal overmaats / Écrou hexagonal autofreiné tout métal, filetage surcoté F01A

Thread Metric thread
Material Steel
Class 8
Surface treatment Hot dip galvanized



d	✉	Art.number	d	✉	Art.number	d	✉	Art.number
M5*	100	12921.050.001	M12*	100	12921.120.001	M20	50	12921.200.001
M6*	100	12921.060.001	M16	50	12921.160.001	M24*	25	12921.240.001
M8	100	12921.080.001						

- ISO metric hot dip galvanized nuts are manufactured with thread tolerance class 6H and mate with externally threaded parts (bolts, threaded rods) that are manufactured with thread tolerance class 6az before coating.
- As the nut thread is tapped after galvanizing the threads are not coated. The corrosion resistance however is not influenced disadvantageously as the thread will be protected by the zinc layer of the mating part.

12930 Prevailing torque type hexagon nut, all metal / Zelfborgende zeskantmoer geheel metaal / Écrou hexagonal autofreiné tout métal F01A

Thread Metric thread
Material Steel
Class 10
Surface treatment Zinc plated



d	✉	Art.number	d	✉	Art.number	d	✉	Art.number
M10*	100	12930.100.001	M18*	50	12930.180.001	M27*	50	12930.270.001
M12*	100	12930.120.001	M20*	50	12930.200.001	M30*	10	12930.300.001
M14*	100	12930.140.001	M24*	25	12930.240.001	M36*	10	12930.360.001
M16*	50	12930.160.001						

12931 Prevailing torque type hexagon nut, all metal / Zelfborgende zeskantmoer geheel metaal / Écrou hexagonal autofreiné tout métal F01A

Thread Metric thread
Material Steel
Class 10
Surface treatment Zinc flake Cr(VI) free - ISO 10683 480h NSS, with lubricant



d	✉	Art.number	d	✉	Art.number	d	✉	Art.number
M8*	500	12931.080.001	M12*	250	12931.120.001	M20*	50	12931.200.001
M10*	500	12931.100.001	M16*	50	12931.160.001	M24*	25	12931.240.001

Prevailing torque type hexagon high nut, all metal MF

Zelfborgende zeskantmoer geheel metaal MF / Écrou hexagonal autofreiné tout métal MF

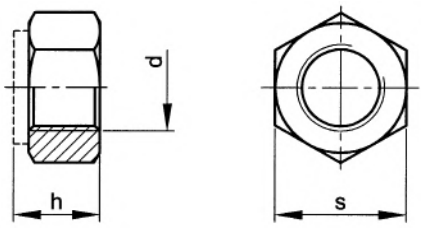

ISO **10513**
DIN 980



Technical Data

d	h (max.)	s
M8	8	13
M10	10	16
M12	12	18
M14	14.1	21
M16	16.4	24
M18	18	27
M20	20.3	30
M24	23.9	36
M30	30	46

Article groups

Thread	Driving features	Material	Class	Surface treatment	Code	Page
MF	Hexagon	St.	8	ZPL	12935	3-77
MF	Hexagon	St.	10	ZPL	12914	3-77

12935 Prevailing torque type hexagon high nut, all metal MF / Zelfborgende zeskantmoer geheel metaal MF / Écrou hexagonal autofreiné tout métal MF — F01A

Thread Metric fine thread
Material Steel
Class 8
Surface treatment Zinc plated



d	✉	Art.number	d	✉	Art.number	d	✉	Art.number
M8X1,00*	100	12935.080.100	M12X1,50*	100	12935.120.150	M20X1,50*	50	12935.200.150
M10X1,00*	100	12935.100.100	M14X1,50*	100	12935.140.150	M24X1,50*	25	12935.240.150
M10X1,25*	100	12935.100.125	M16X1,50*	50	12935.160.150	M24X2,00*	25	12935.240.200
M12X1,25*	100	12935.120.125	M18X1,50*	50	12935.180.150			

12914 Prevailing torque type hexagon high nut, all metal MF / Zelfborgende zeskantmoer geheel metaal MF / Écrou hexagonal autofreiné tout métal MF — F01A

Thread Metric fine thread
Material Steel
Class 10
Surface treatment Zinc plated



d	✉	Art.number	d	✉	Art.number	d	✉	Art.number
M10X1,00*	100	12914.100.100	M16X1,50*	100	12914.160.150	M24X1,50*	25	12914.240.150
M12X1,50*	100	12914.120.150	M18X1,50*	50	12914.180.150	M24X2,00*	25	12914.240.200
M14X1,50*	100	12914.140.150	M20X1,50*	50	12914.200.150	M30X2,00*	10	12914.300.200

Prevailing torque type hexagon nut, all metal

Zelfborgende zeskantmoer geheel metaal / Écrou auto-freiné hexagonal tout métal

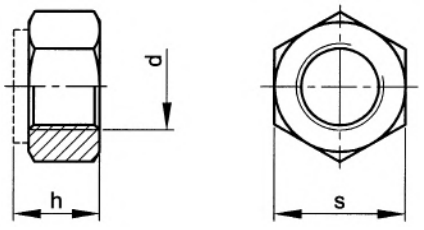

DIN	**980V**
ISO	7042
NF	E25-410
NEN	2452
BS	4929-1



Technical Data

d	h (max.)	P	s	d	h (max.)	P	s
M4	4.2	0.70	7	M18	18	2.50	27
M5	5.1	0.80	8	M20	20	2.50	30
M6	6	1.00	10	M22	22	2.50	32
M8	8	1.25	13	M24	24	3.00	36
M10	10	1.50	17	M27	27	3.00	41
M12	12	1.75	19	M30	30	3.50	46
M14	14	2.00	22	M33	33	3.50	50
M16	16	2.00	24	M36	36	4.00	55

Article groups

Thread	Driving features	Material	Class	Surface treatment		Code	Page
M	Hexagon	St.	8	ZPL		12858	3-78
M	Hexagon	St.	8	flZn/nc		12886	3-78
M	Hexagon	St.	8	HDG	ISO metric	12885	3-79
M	Hexagon	St.	10	ZPL		12910	3-79
M	Hexagon	St.	10	flZn/nc		12911	3-79
M	Hexagon	St.st. A8 (1.4529)				52915	3-79

12858 Prevailing torque type hexagon nut, all metal / Zelfborgende zeskantmoer geheel metaal / Écrou auto-freiné hexagonal tout métal F01J

Thread Metric thread
Material Steel
Class 8
Surface treatment Zinc plated



d	✉	Art.number	d	✉	Art.number	d	✉	Art.number
M4	100	12858.040.001	M14	100	12858.140.001	M27	25	12858.270.001
M5	250	12858.050.001	M16	50	12858.160.001	M30	25	12858.300.001
M6	250	12858.060.001	M18	25	12858.180.001	M33*	10	12858.330.001
M8	250	12858.080.001	M20	25	12858.200.001	M36	10	12858.360.001
M10	200	12858.100.001	M22	25	12858.220.001			
M12	100	12858.120.001	M24	25	12858.240.001			

12886 Prevailing torque type hexagon nut, all metal / Zelfborgende zeskantmoer geheel metaal / Écrou auto-freiné hexagonal tout métal F01A

Thread Metric thread
Material Steel
Class 8
Surface treatment Zinc flake Cr(VI) free - flZn/nc



d	✉	Art.number	d	✉	Art.number	d	✉	Art.number
M6*	1.000	12886.060.001	M12*	250	12886.120.001	M20*	50	12886.200.001
M8*	500	12886.080.001	M16*	100	12886.160.001	M24	25	12886.240.001
M10*	500	12886.100.001						

12885 Prevailing torque type hexagon nut, all metal, ISO-Metric thread / Zelfborgende zeskantmoer geheel metaal, ISO-Metrisch / Écrou hexagonal autofreiné tout métal, filetage ISO-Métrique F01A

Thread Metric thread
Material Steel
Class 8
Surface treatment Hot dip galvanized



d	✉	Art.number	d	✉	Art.number	d	✉	Art.number
M5*	100	12885.050.001	M10	100	12885.100.001	M20*	50	12885.200.001
M6*	100	12885.060.001	M12*	100	12885.120.001	M24	25	12885.240.001
M8*	100	12885.080.001	M16*	50	12885.160.001			

- ISO metric hot dip galvanized nuts are manufactured with thread tolerance class 6H and mate with externally threaded parts (bolts, threaded rods) that are manufactured with thread tolerance class 6az before coating.
- As the nut thread is tapped after galvanizing the threads are not coated. The corrosion resistance however is not influenced disadvantageously as the thread will be protected by the zinc layer of the mating part.

12910 Prevailing torque type hexagon nut, all metal / Zelfborgende zeskantmoer geheel metaal / Écrou auto-freiné hexagonal tout métal F01J

Thread Metric thread
Material Steel
Class 10
Surface treatment Zinc plated



d	✉	Art.number	d	✉	Art.number	d	✉	Art.number
M6	250	12910.060.001	M16	50	12910.160.001	M24	50	12910.240.001
M8	250	12910.080.001	M18	50	12910.180.001	M27	10	12910.270.001
M10	200	12910.100.001	M20	50	12910.200.001	M30	25	12910.300.001
M12	100	12910.120.001	M22	50	12910.220.001	M36*	10	12910.360.001
M14	100	12910.140.001						

12911 Prevailing torque type hexagon nut, all metal / Zelfborgende zeskantmoer geheel metaal / Écrou auto-freiné hexagonal tout métal F01A

Thread Metric thread
Material Steel
Class 10
Surface treatment Zinc flake Cr(VI) free - flZn/nc



d	✉	Art.number	d	✉	Art.number	d	✉	Art.number
M8*	500	12911.080.001	M12	250	12911.120.001	M20	50	12911.200.001
M10*	500	12911.100.001	M16	50	12911.160.001	M24*	25	12911.240.001

52915 Prevailing torque type hexagon nut, all metal / Zelfborgende zeskantmoer geheel metaal / Écrou auto-freiné hexagonal tout métal Q72A

Thread Metric thread
Material Stainless steel A8 (1.4529)



d	✉	Art.number	d	✉	Art.number	d	✉	Art.number
M6*	25	52915.060.001	M12*	25	52915.120.001	M20*	5	52915.200.001
M8*	25	52915.080.001	M16*	10	52915.160.001	M24*	3	52915.240.001
M10*	25	52915.100.001						

- HCR (*High Corrosion Resistant*) alloy 1.4529 is a so-called super austenitic stainless steel.
- It provides particularly good resistance to chloride induced stress corrosion and to local occurrences of corrosion such as pitting or crevice corrosion.
- This alloy is classified in the highest class CRC V (very strong, EN 1993-1-4) for components and fasteners.
- Fasteners in 1.4529 are therefore ideal for use in indoor swimming pools and traffic tunnels.

Prevailing torque type hexagon nut, all metal MF

Zelfborgende zeskantmoer geheel metaal MF / Écrou auto-freiné hexagonal tout métal métrique à pas fin

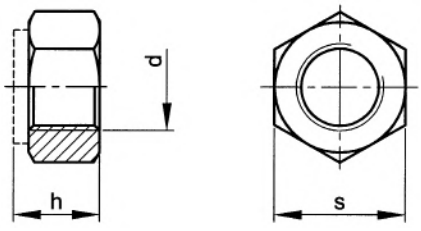

DIN	**980V**
ISO	10513
NF	E25-410
NEN	2452



Technical Data

d	h (max.)	s	d	h (max.)	s
M8	8	13	M18	18	27
M10	10	17	M20	20	30
M12	12	19	M22	22	32
M14	14	22	M24	24	36
M16	16	24	M30	30	46

Article groups

Thread	Driving features	Material	Class	Surface treatment	Code	Page
MF	Hexagon	St.	8	ZPL	12912	3-80
MF	Hexagon	St.	10	ZPL	12915	3-80

12912 Prevailing torque type hexagon nut, all metal MF / Zelfborgende zeskantmoer geheel metaal MF / Écrou auto-freiné hexagonal tout métal métrique à pas fin — F01J

Thread Metric fine thread
Material Steel
Class 8
Surface treatment Zinc plated



d x P	✉	Art.number	d x P	✉	Art.number	d x P	✉	Art.number
M8X1,00	250	12912.080.100	M14X1,50	200	12912.140.150	M22X1,50*	50	12912.220.150
M10X1,00	250	12912.100.100	M16X1,50	100	12912.160.150	M24X1,50	50	12912.240.150
M10X1,25	250	12912.100.125	M18X1,50	100	12912.180.150	M24X2,00	50	12912.240.200
M12X1,25	200	12912.120.125	M20X1,50	50	12912.200.150	M30X2,00	10	12912.300.200
M12X1,50	200	12912.120.150						

12915 Prevailing torque type hexagon nut, all metal MF / Zelfborgende zeskantmoer geheel metaal MF / Écrou auto-freiné hexagonal tout métal métrique à pas fin — F01A

Thread Metric fine thread
Material Steel
Class 10
Surface treatment Zinc plated



d x P	✉	Art.number	d x P	✉	Art.number	d x P	✉	Art.number
M8X1,00*	100	12915.080.100	M12X1,50*	100	12915.120.150	M20X1,50*	50	12915.200.150
M10X1,00*	100	12915.100.100	M14X1,50	100	12915.140.150	M22X1,50*	25	12915.220.150
M10X1,25*	100	12915.100.125	M16X1,50	50	12915.160.150	M24X1,50*	25	12915.240.150
M12X1,25*	100	12915.120.125	M18X1,50*	50	12915.180.150	M24X2,00*	25	12915.240.200

BILOC Prevailing torque type hexagon nut, all metal

BILOC Zelfborgende zeskantmoer geheel metaal / BILOC Écrou hexagonal autofreiné tout métal

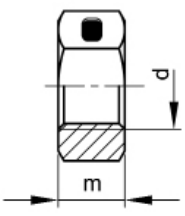

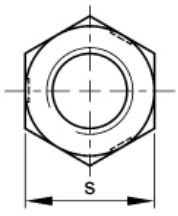

DIN ≈980V
ISO ≈7042

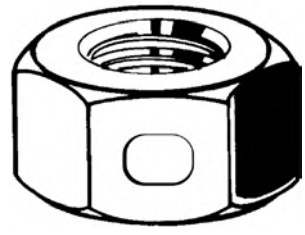

Technical Data

d	m (max.)	P	s
M5	4.7	0.80	8
M6	5.2	1.00	10
M8	6.8	1.25	13
M10	8.4	1.50	17
M12	10.8	1.75	19
M16	14.8	2.00	24
M20	18	2.50	30

Article groups

Thread	Driving features	Material	Class	Surface treatment	Code	Page
M	Hexagon	St.	8	ZPL	12385	3-81
M	Hexagon	St.	10	ZPL	12485	3-81
M	Hexagon	St.st. A2			51123	3-81
M	Hexagon	St.st. A4			55123	3-82

12385 BILOC Prevailing torque type hexagon nut, all metal / BILOC Zelfborgende zeskantmoer geheel metaal / BILOC Écrou hexagonal autofreiné tout métal — F01A

Thread Metric thread
Material Steel
Class 8
Surface treatment Zinc plated



d	✉	Art.number	d	✉	Art.number	d	✉	Art.number
M5*	1.000	12385.050.001	M8*	1.000	12385.080.001	M12*	500	12385.120.001
M6*	1.000	12385.060.001	M10*	500	12385.100.001	M20*	100	12385.200.001

12485 BILOC Prevailing torque type hexagon nut, all metal / BILOC Zelfborgende zeskantmoer geheel metaal / BILOC Écrou hexagonal autofreiné tout métal — F01A

Thread Metric thread
Material Steel
Class 10
Surface treatment Zinc plated

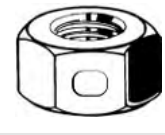

d	✉	Art.number	d	✉	Art.number	d	✉	Art.number
M5*	1.000	12485.050.001	M10*	500	12485.100.001	M16*	100	12485.160.001
M6*	1.000	12485.060.001	M12*	500	12485.120.001	M20*	50	12485.200.001
M8*	1.000	12485.080.001						

51123 BILOC Prevailing torque type hexagon nut, all metal / BILOC Zelfborgende zeskantmoer geheel metaal / BILOC Écrou hexagonal autofreiné tout métal — R09A

Thread Metric thread
Material Stainless steel A2



d	✉	Art.number	d	✉	Art.number	d	✉	Art.number
M5*	200	51123.050.001	M8*	200	51123.080.001	M12*	100	51123.120.001
M6*	200	51123.060.001	M10*	100	51123.100.001	M16*	50	51123.160.001

55123	BILOC Prevailing torque type hexagon nut, all metal / BILOC Zelfborgende zeskantmoer geheel metaal / BILOC Écrou hexagonal autofreiné tout métal	R49A

Thread Metric thread
Material Stainless steel A4



d	✉	Art.number	d	✉	Art.number	d	✉	Art.number
M5*	200	55123.050.001	M10*	100	55123.100.001	M16*	50	55123.160.001
M6*	200	55123.060.001	M12*	100	55123.120.001	M20*	50	55123.200.001
M8*	200	55123.080.001						

INLOC Prevailing torque type hexagon nut, all metal

INLOC zelfborgende zeskantmoer, geheel metaal / INLOC Écrou hexagonal autofreiné, tout métal

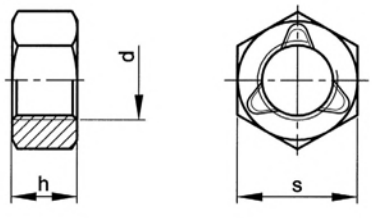

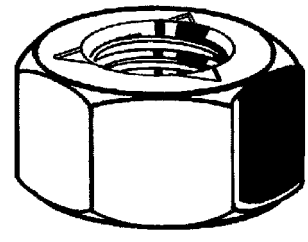

Technical Data

d	h	P	s	d	h	P	s
M3	2.4	0.50	5.5	M12	10	1.75	19
M4	3.2	0.70	7	M14	11	2.00	22
M5	4	0.80	8	M16	13	2.00	24
M6	5	1.00	10	M20	16	2.50	30
M7	5.5	1.00	11	M24	19	3.00	36
M8	6.5	1.25	13	M18	15	2.50	27
M10	8	1.50	17	M22	18	2.50	32

Article groups

Thread	Driving features	Material	Code	Page
M	Hexagon	St.st. A2	51720	3-82
M	Hexagon	St.st. A4	55720	3-82

51720	INLOC Prevailing torque type hexagon nut, all metal / INLOC zelfborgende zeskantmoer, geheel metaal / INLOC Écrou hexagonal autofreiné, tout métal	R09A

Thread Metric thread
Material Stainless steel A2

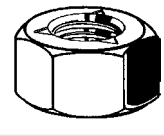

d	✉	Art.number	d	✉	Art.number	d	✉	Art.number
M3	100	51720.030.001	M8	50	51720.080.001	M16	10	51720.160.001
M4	100	51720.040.001	M10	50	51720.100.001	M18*	50	51720.180.001
M5	100	51720.050.001	M12	25	51720.120.001	M20	10	51720.200.001
M6	100	51720.060.001	M14	25	51720.140.001	M24	5	51720.240.001
M7*	200	51720.070.001						

- Stainless steel prevailing torque type hexagon nuts may cause seizing of the mating threads resulting in fracture.
- It is recommended to use stainless steel prevailing torque type hexagon nuts treated with an agent to reduce this risk or use an anti-seize- or lubricating compound.

55720	INLOC Prevailing torque type hexagon nut, all metal / INLOC zelfborgende zeskantmoer, geheel metaal / INLOC Écrou hexagonal autofreiné, tout métal	R49A

Thread Metric thread
Material Stainless steel A4

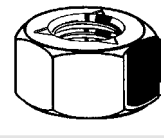

d	✉	Art.number	d	✉	Art.number	d	✉	Art.number
M3	200	55720.030.001	M5	200	55720.050.001	M8	200	55720.080.001
M4	200	55720.040.001	M6	200	55720.060.001	M10	100	55720.100.001

55720	INLOC Prevailing torque type hexagon nut, all metal / INLOC zelfborgende zeskantmoer, geheel metaal / INLOC Écrou hexagonal autofreiné, tout métal	←

d	✉	Art.number	d	✉	Art.number	d	✉	Art.number
M12	100	55720.120.001	M16	50	55720.160.001	M24*	10	55720.240.001
M14*	50	55720.140.001	M20*	50	55720.200.001			

- Stainless steel prevailing torque type hexagon nuts may cause seizing of the mating threads resulting in fracture.
- It is recommended to use stainless steel prevailing torque type hexagon nuts treated with an agent to reduce this risk or use an anti-seize- or lubricating compound.

Prevailing torque type hexagon nut, all metal

Zelfborgende zeskantmoer geheel metaal / Écrou hexagonal autofreiné tout métal

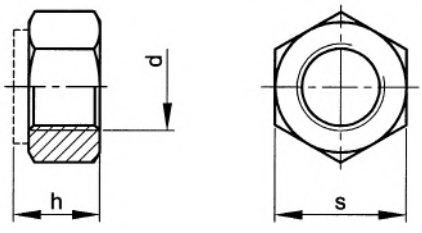

DIN **6925**
ISO 7042



Technical Data

d	h	P	s
M4	4.2	0.70	7
M5	5.1	0.80	8
M6	6	1.00	10
M8	8	1.25	13
M10	10	1.50	16
M12	12	1.75	18
M14	14	2.00	21
M16	16	2.00	24
M18 (≠DIN)	18	2.50	27
M20	20	2.50	30
M24	24	3.00	36
M27 (≠DIN)	27	3.00	41
M30	30	3.50	46
M33 (≠DIN)	33	3.50	50
M36	36	4.00	55

Article groups

Thread	Driving features	Material	Class	Surface treatment		Code	Page
M	Hexagon	St.	8	ZPL		12491	3-83
M	Hexagon	St.	8	flZn/nc/TL/x/480h/C		12492	3-84
M	Hexagon	St.	8	HDG	ISO metric	12493	3-84
M	Hexagon	St.	10	ZPL		12501	3-84
M	Hexagon	St.	10	flZn/nc/TL/x/480h/C		12502	3-84

12491	Prevailing torque type hexagon nut, all metal / Zelfborgende zeskantmoer geheel metaal / Écrou hexagonal autofreiné tout métal	F01A

Thread Metric thread
Material Steel
Class 8
Surface treatment Zinc plated

RoHS



d	✉	Art.number	d	✉	Art.number	d	✉	Art.number
M4*	100	12491.040.001	M12*	100	12491.120.001	M24*	25	12491.240.001
M5*	100	12491.050.001	M14*	100	12491.140.001	M27*	25	12491.270.001
M6*	100	12491.060.001	M16*	100	12491.160.001	M30*	50	12491.300.001
M8*	100	12491.080.001	M18*	50	12491.180.001	M33*	10	12491.330.001
M10*	100	12491.100.001	M20*	50	12491.200.001	M36*	10	12491.360.001

12492 Prevailing torque type hexagon nut, all metal / Zelfborgende zeskantmoer geheel metaal / Écrou hexagonal autofreiné tout métal F01A

Thread Metric thread
Material Steel
Class 8
Surface treatment Zinc flake Cr(VI) free - ISO 10683 480h NSS, with lubricant



d	✉	Art.number	d	✉	Art.number	d	✉	Art.number
M6*	1.000	12492.060.001	M12*	250	12492.120.001	M20*	50	12492.200.001
M8	500	12492.080.001	M16*	100	12492.160.001	M24*	25	12492.240.001
M10*	500	12492.100.001						

12493 Prevailing torque type hexagon nut, all metal, ISO-Metric thread / Zelfborgende zeskantmoer geheel metaal, ISO-Metrisch / Écrou hexagonal autofreiné tout métal, filetage ISO-Métrique F01A

Thread Metric thread
Material Steel
Class 8
Surface treatment Hot dip galvanized



d	✉	Art.number	d	✉	Art.number	d	✉	Art.number
M5*	100	12493.050.001	M12	100	12493.120.001	M20	50	12493.200.001
M6	100	12493.060.001	M16	50	12493.160.001	M24*	25	12493.240.001
M8	100	12493.080.001						

- ISO metric hot dip galvanized nuts are manufactured with thread tolerance class 6H and mate with externally threaded parts (bolts, threaded rods) that are manufactured with thread tolerance class 6az before coating.
- As the nut thread is tapped after galvanizing the threads are not coated. The corrosion resistance however is not influenced disadvantageously as the thread will be protected by the zinc layer of the mating part.

12501 Prevailing torque type hexagon nut, all metal / Zelfborgende zeskantmoer geheel metaal / Écrou hexagonal autofreiné tout métal F01A

Thread Metric thread
Material Steel
Class 10
Surface treatment Zinc plated



d	✉	Art.number	d	✉	Art.number	d	✉	Art.number
M10*	100	12501.100.001	M18*	50	12501.180.001	M27*	50	12501.270.001
M12*	100	12501.120.001	M20*	50	12501.200.001	M30*	10	12501.300.001
M14*	100	12501.140.001	M24*	25	12501.240.001	M36*	10	12501.360.001
M16*	50	12501.160.001						

12502 Prevailing torque type hexagon nut, all metal / Zelfborgende zeskantmoer geheel metaal / Écrou hexagonal autofreiné tout métal F01A

Thread Metric thread
Material Steel
Class 10
Surface treatment Zinc flake Cr(VI) free - ISO 10683 480h NSS, with lubricant



d	✉	Art.number	d	✉	Art.number	d	✉	Art.number
M8*	500	12502.080.001	M12	250	12502.120.001	M20*	50	12502.200.001
M10*	500	12502.100.001	M16	50	12502.160.001	M24*	25	12502.240.001

Prevailing torque type hexagon nut, all metal MF

Zelfborgende zeskantmoer geheel metaal MF / Écrou hexagonal autofreiné tout métal MF

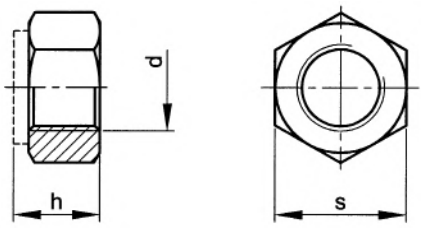

DIN **6925**
ISO 7042



Technical Data

d	h	s
M8	8	13
M10	10	16
M12	12	18
M14	14	21
M16	16	24
M18	18	27
M20	20	30
M24	24	36
M30	30	46

Article groups

Thread	Driving features	Material	Class	Surface treatment	Code	Page
MF	Hexagon	St.	8	ZPL	12495	3-85
MF	Hexagon	St.	10	ZPL	12505	3-85

12495 Prevailing torque type hexagon nut, all metal MF / Zelfborgende zeskantmoer geheel metaal MF / Écrou hexagonal autofreiné tout métal MF — F01A

Thread Metric fine thread
Material Steel
Class 8
Surface treatment Zinc plated



d x P	✉	Art.number	d x P	✉	Art.number	d x P	✉	Art.number
M10X1,00*	100	12495.100.100	M16X1,50*	100	12495.160.150	M24X1,50*	25	12495.240.150
M12X1,50*	100	12495.120.150	M18X1,50*	50	12495.180.150	M24X2,00*	25	12495.240.200
M14X1,50*	100	12495.140.150	M20X1,50*	50	12495.200.150	M30X2,00*	10	12495.300.200

12505 Prevailing torque type hexagon nut, all metal MF / Zelfborgende zeskantmoer geheel metaal MF / Écrou hexagonal autofreiné tout métal MF — F01A

Thread Metric fine thread
Material Steel
Class 10
Surface treatment Zinc plated



d x P	✉	Art.number	d x P	✉	Art.number	d x P	✉	Art.number
M8X1,00*	100	12505.080.100	M12X1,50*	100	12505.120.150	M20X1,50*	50	12505.200.150
M10X1,00*	100	12505.100.100	M14X1,50*	100	12505.140.150	M24X1,50*	25	12505.240.150
M10X1,25*	100	12505.100.125	M16X1,50*	50	12505.160.150	M24X2,00*	25	12505.240.200
M12X1,25*	100	12505.120.125	M18X1,50*	50	12505.180.150			

Prevailing torque type hexagon nut, all metal H100-ESN

Zelfborgende zeskantmoer type H100-ESN / Écrou hexagonal autofreiné, tout métal type H100-ESN

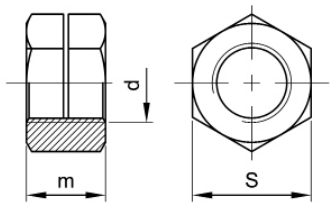

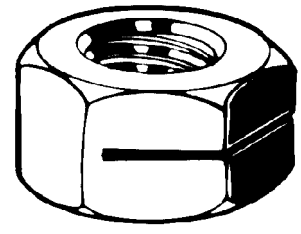

Technical Data

d	m	P	s	d	m	P	s
M4	4	0.70	7	M14	14	2.00	21
M5	5	0.80	8	M16	16	2.00	24
M6	6	1.00	10	M18	18	2.50	27
M7	7	1.00	11	M20	20	2.50	30
M8	8	1.25	13	M22	22	2.50	34
M10	10	1.50	16	M24	24	3.00	36
M12	12	1.75	18	M27	27	3.00	41

The self-locking function of the nut is realized by the elastic, axial displacement of the partly seperated and compressed parts of the nut in relation to each other. The nut runs freely on the bolt until the groove is reached. With further rotation the clamping force on the thread flanks is achieved by the elastic reaction of the material, independant of the torque.
Special features of prevailing torque type H100-ESN hexagon nuts:
- Reversible – the locking slot is placed in the middle of the nut.
- Re-useable up to 5 times without significant performance loss.
- Resistant to shocks, vibrations and dynamic loads.
- Suitable for automatic assembly.

Article groups

Thread	Driving features	Material	Class	Surface treatment	Code	Page
M	Hexagon	St.	8	ZPL	13100	3-86
M	Hexagon	St.st. A2	70		51710	3-86
M	Hexagon	Al	P60	Anod.	45300	3-87

13100 Prevailing torque type hexagon nut, all metal H100-ESN / Zelfborgende zeskantmoer type H100-ESN / Écrou hexagonal autofreiné, tout métal type H100-ESN F01E

Thread Metric thread
Material Steel
Class 8
Surface treatment Zinc plated

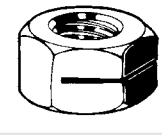

d	✉	Art.number	d	✉	Art.number	d	✉	Art.number
M4	250	13100.040.001	M10	200	13100.100.001	M20	25	13100.200.001
M5	250	13100.050.001	M12	100	13100.120.001	M22	25	13100.220.001
M6	250	13100.060.001	M14	100	13100.140.001	M24	25	13100.240.001
M7	250	13100.070.001	M16	50	13100.160.001	M27	10	13100.270.001
M8	250	13100.080.001	M18	50	13100.180.001			

Special features of steel prevailing torque type H100-ESN hexagon nuts:
- These nuts can be used with bolts in property class 8.8 or lower.
- Temperature resistant from -50 °C up to +300 °C.

51710 Prevailing torque type hexagon nut, all metal H100-ESN / Zelfborgende zeskantmoer type H100-ESN / Écrou hexagonal autofreiné, tout métal type H100-ESN R09A

Thread Metric thread
Material Stainless steel A2
Class 70

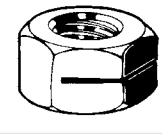

d	✉	Art.number	d	✉	Art.number	d	✉	Art.number
M4	100	51710.040.001	M8	50	51710.080.001	M12	25	51710.120.001
M5	100	51710.050.001	M10	50	51710.100.001	M16	10	51710.160.001
M6	100	51710.060.001						

Special features of stainless steel prevailing torque type H100-ESN hexagon nuts:
- These nuts are provided with a special lubricant to prevent seizing.
- Temperature resistant from -200 °C up to +400 °C.

45300	Prevailing torque type hexagon nut, all metal H100-ESN / Zelfborgende zeskantmoer type H100-ESN / Écrou hexagonal autofreiné, tout métal type H100-ESN	W01A

Thread Metric thread
Material Aluminium
Class P60
Surface treatment Anodized

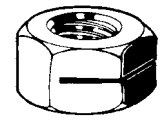

d	✉	Art.number	d	✉	Art.number	d	✉	Art.number
M8	200	45300.080.001	M10	100	45300.100.001	M16	50	45300.160.001

Special features of aluminium prevailing torque type H100-ESN hexagon nuts:
- These nuts are colourless anodized.

Prevailing torque type hexagon nut, all metal H130-ESN

Zelfborgende zeskantmoer geheel metaal type H130-ESN / Écrou auto-freiné hexagonal tout métal type H130

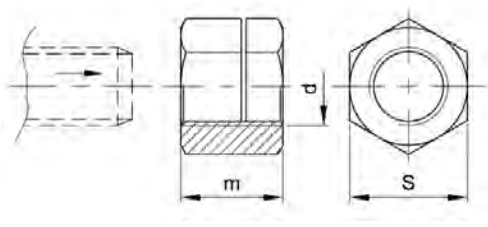

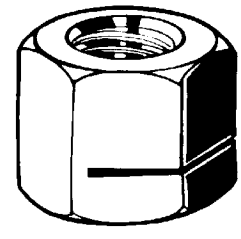

Technical Data

d	m	P	s	d	m	P	s
M4	5.2	0.70	7	M12	15.6	1.75	18
M5	6.5	0.80	8	M14	18.2	2.00	21
M6	7.8	1.00	10	M16	20.8	2.00	24
M7	9.1	1.00	11	M18	23.4	2.50	27
M8	10.4	1.25	13	M20	26	2.50	30
M10	13	1.50	16	M24	31.2	3.00	36

The self-locking function of the nut is realized by the elastic, axial displacement of the partly seperated and compressed parts of the nut in relation to each other. The nut runs freely on the bolt until the groove is reached. With further rotation the clamping force on the thread flanks is achieved by the elastic reaction of the material, independant of the torque.
Special features of prevailing torque type H130-ESN hexagon nuts:
- Locking slot is placed at 2/3 of the nut height.
- Re-useable up to 5 times without significant performance loss.
- Resistant to shocks, vibrations and dynamic loads.

13200	Prevailing torque type hexagon nut, all metal H130-ESN / Zelfborgende zeskantmoer geheel metaal type H130-ESN / Écrou auto-freiné hexagonal tout métal type H130	F01E

Thread Metric thread
Material Steel
Surface treatment Zinc plated

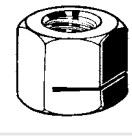

d	✉	Art.number	d	✉	Art.number	d	✉	Art.number
M4	250	13200.040.001	M8	250	13200.080.001	M16	50	13200.160.001
M5	250	13200.050.001	M10	200	13200.100.001	M18	50	13200.180.001
M6	250	13200.060.001	M12	100	13200.120.001	M20	25	13200.200.001
M7	250	13200.070.001	M14	100	13200.140.001			

Special features of steel prevailing torque type H130-ESN hexagon nuts:
- These nuts can be used with bolts in property class 8.8 or lower.
- Temperature resistant from -50 °C up to + 300°C.
- These prevailing torque hexagon nuts should be used in combination with bolts of property class ≤ 8.8.

Prevailing torque type hexagon nut, all metal USN

Zelfborgende zeskantmoer geheel metaal type USN / Écrou auto-freiné hexagonal tout métal type USN

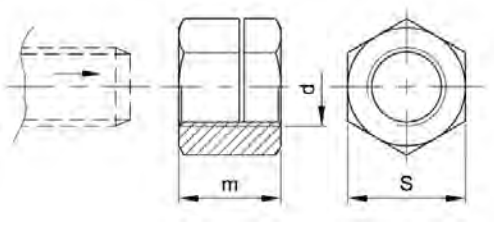

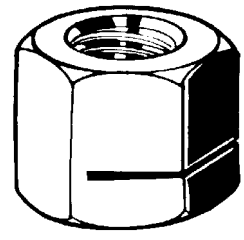

Technical Data

d	m	P	s	d	m	P	s
M30	30	3.50	46	M39	39	4.00	60
M33	33	3.50	50	M42	42	4.50	65
M36	36	4.00	55	M45	45	4.50	70

The self-locking function of the nut is realized by the elastic, axial displacement of the partly seperated and compressed parts of the nut in relation to each other. The nut runs freely on the bolt until the groove is reached. With further rotation the clamping force on the thread flanks is achieved by the elastic reaction of the material, independant of the torque.
Special features of prevailing torque type USN hexagon nuts:
- Locking slot is placed at 2/3 of the nut height.
- Re-useable up to 5 times without significant performance loss.
- Resistant to shocks, vibrations and dynamic loads.

13190 **Prevailing torque type hexagon nut, all metal USN / Zelfborgende zeskantmoer geheel metaal type USN / Écrou auto-freiné hexagonal tout métal type USN** **F01E**

Thread Metric thread
Material Steel
Surface treatment Zinc plated

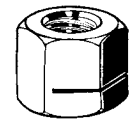

d	✉	Art.number	d	✉	Art.number	d	✉	Art.number
M30	10	13190.300.001	M36	5	13190.360.001	M39	5	13190.390.001

Special features of steel prevailing torque type USN hexagon nuts:
- These nuts can be used with bolts in property class 8.8 or lower.
- Temperature resistant from -50 °C up to +300 °C.
- Upon request, type USN nuts are available up to and including M80.

COMBY Hexagon nut with captive conical washer

COMBY Moer met conische ring / COMBY Écrou hexahonal avec rondelle mobile

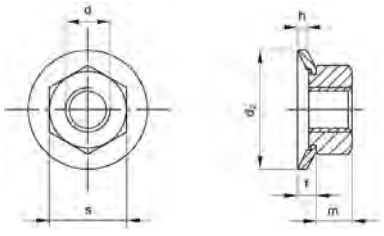



Technical Data

d	d_2	f	h	m	P	s
M3	8	1	0.5	2.4	0.50	5.5
M4	10	1	0.6	3.2	0.70	5.5
M5	12	1.35	1.25	4	0.80	8
M6	18	1.7	1.5	5	1.00	10
M8	18	2.2	1.5	6.5	1.25	13
M10	22	1.6	1.7	8	1.50	17

51112 **COMBY Hexagon nut with captive conical washer / COMBY Moer met conische ring / COMBY Écrou hexahonal avec rondelle mobile** **R09A**

Thread Metric thread
Material Stainless steel A2



d	✉	Art.number	d	✉	Art.number	d	✉	Art.number
M3*	1.000	51112.030.008	M5*	500	51112.050.015	M8*	500	51112.080.018
M4*	1.000	51112.040.010	M6*	500	51112.060.018	M10*	200	51112.100.022

COMBY Hexagon nut with captive toothed lock washer

COMBY zeskantmoer met onverliesbare vertande ring / COMBY Écrou hexagonal avec rondelle à dents incorporée

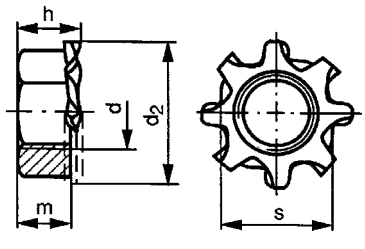



Technical Data

d	d_2	h	m	P	s
M3	6.6	3.1	2.4	0.50	5.5
M4	8	4	3.2	0.70	7
M5	9.2	5.1	4	0.80	8
M6	11.4	6.1	5	1.00	10
M8	14.9	7.9	6.5	1.25	13

11490 **COMBY Hexagon nut with captive toothed lock washer / COMBY zeskantmoer met onverliesbare vertande ring / COMBY Écrou hexagonal avec rondelle à dents incorporée** **F01X**

Thread Metric thread
Material Steel
Surface treatment Zinc plated



d	✉	Art.number	d	✉	Art.number	d	✉	Art.number
M3	250	11490.030.001	M5	250	11490.050.001	M8	200	11490.080.001
M4	250	11490.040.001	M6	250	11490.060.001			

PAL Self-locking counter nut

PAL Zelfborgende zeskantmoer / Écrou auto-freiné hexagonal type PAL

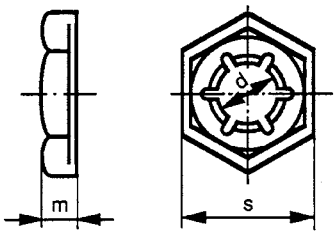

DIN **7967**
NF E27-460



Technical Data

d	m	P	s	d	m	P	s
M4	2.5	0.70	7	**M20**	6	2.50	30
M5	2.5	0.80	8	**M22**	6	2.50	32
M6	3	1.00	10	**M24**	7	3.00	36
M8	3.5	1.25	13	**M27**	7	3.00	41
M10	4	1.50	17	**M30**	8	3.50	46
M12	4.5	1.75	19	**M33**	8	3.50	50
M14	5	2.00	22	**M36**	9	4.00	55
M16	5	2.00	24	**M42**	11	4.50	65
M18	5.5	2.50	27	**M48**	14	5.00	75

Article groups

Thread	Driving features	Material	Surface treatment	Code	Page
M	Hexagon	Spring steel	Plain	12529	3-90
M	Hexagon	Spring steel	ZPL	12530	3-90
M	Hexagon	Spring steel	HDG	12531	3-91
M	Hexagon	St.st. A2		51735	3-91
M	Hexagon	St.st. A4		55735	3-91

12529 PAL Self-locking counter nut / PAL Zelfborgende zeskantmoer / Écrou auto-freiné hexagonal type PAL F01A

Thread Metric thread
Material Spring steel
Surface treatment Plain



d	✉	Art.number	d	✉	Art.number	d	✉	Art.number
M6*	1.000	12529.060.001	M20*	250	12529.200.001	M33*	50	12529.330.001
M8*	1.000	12529.080.001	M22*	200	12529.220.001	M36*	25	12529.360.001
M10*	1.000	12529.100.001	M24*	200	12529.240.001	M42*	10	12529.420.001
M12*	1.000	12529.120.001	M27*	100	12529.270.001	M48*	10	12529.480.001
M16*	500	12529.160.001	M30*	100	12529.300.001			

- Warning: electroplating of these products may cause hydrogen embrittlement.

12530 PAL Self-locking counter nut / PAL Zelfborgende zeskantmoer / Écrou auto-freiné hexagonal type PAL F01X

Thread Metric thread
Material Spring steel
Surface treatment Zinc plated



d	✉	Art.number	d	✉	Art.number	d	✉	Art.number
M5	200	12530.050.001	M16	100	12530.160.001	M30	100	12530.300.001
M6	200	12530.060.001	M18	100	12530.180.001	M33*	50	12530.330.001
M8	100	12530.080.001	M20	100	12530.200.001	M36	100	12530.360.001
M10	100	12530.100.001	M22	100	12530.220.001	M42	50	12530.420.001
M12	100	12530.120.001	M24	100	12530.240.001	M48*	10	12530.480.001
M14	100	12530.140.001	M27	100	12530.270.001			

- Warning: electroplating of these products may cause hydrogen embrittlement.

12531 PAL Self-locking counter nut / PAL Zelfborgende zeskantmoer / Écrou auto-freiné hexagonal type PAL F01A

Thread Metric thread
Material Spring steel
Surface treatment Hot dip galvanized



d	✉	Art.number	d	✉	Art.number	d	✉	Art.number
M8	100	12531.080.001	M22*	100	12531.220.001	M33*	50	12531.330.001
M10	100	12531.100.001	M24	100	12531.240.001	M36	25	12531.360.001
M12	100	12531.120.001	M27	100	12531.270.001	M42	10	12531.420.001
M16	100	12531.160.001	M30	100	12531.300.001	M48	10	12531.480.001
M20	100	12531.200.001						

51735 PAL Self-locking counter nut / PAL Zelfborgende zeskantmoer / Écrou auto-freiné hexagonal type PAL R09A

Thread Metric thread
Material Stainless steel A2



d	✉	Art.number	d	✉	Art.number	d	✉	Art.number
M4	500	51735.040.001	M10	100	51735.100.001	M20	50	51735.200.001
M5	500	51735.050.001	M12	50	51735.120.001	M22*	50	51735.220.001
M6	200	51735.060.001	M16	50	51735.160.001	M24	50	51735.240.001
M8	100	51735.080.001						

55735 PAL Self-locking counter nut / PAL Zelfborgende zeskantmoer / Écrou auto-freiné hexagonal type PAL R49A

Thread Metric thread
Material Stainless steel A4



d	✉	Art.number	d	✉	Art.number	d	✉	Art.number
M4*	500	55735.040.001	M10	100	55735.100.001	M22*	50	55735.220.001
M5*	500	55735.050.001	M12	100	55735.120.001	M24*	50	55735.240.001
M6	100	55735.060.001	M16	100	55735.160.001	M27*	50	55735.270.001
M8	100	55735.080.001	M20*	100	55735.200.001	M30*	10	55735.300.001

Hexagon slotted and castle nut

Kroonmoer / Écrou hexagonal à créneaux

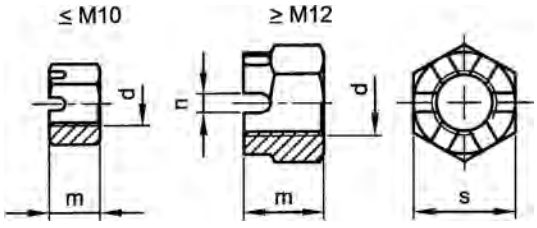

DIN **935-1**
NEN 729



Technical Data

d	m	n	Number of slots	P	s	Split pin DIN 94
M4	5	1.2	6	0.70	7	1x10
M5	6	1.4	6	0.80	8	1.2x12
M6	7.5	2	6	1.00	10	1.6x14
M8	9.5	2.5	6	1.25	13	2x16
M10	12	2.8	6	1.50	17 *	2.5x20
M12	15	3.5	6	1.75	19 *	3.2x22
M14	16	3.5	6	2.00	22 *	3.2x25
M16	19	4.5	6	2.00	24	4x28
M18	21	4.5	6	2.50	27	4x32
M20	22	4.5	6	2.50	30	4x36
M22	26	5.5	6	2.50	32 *	5x36
M24	27	5.5	6	3.00	36	5x40
M27	30	5.5	6	3.00	41	5x45
M30	33	7	6	3.50	46	6.3x50
M33	35	7	6	3.50	50	6.3x56
M36	38	7	6	4.00	55	6.3x63
M39	40	7	6	4.00	60	6.3x71
M42	46	9	8	4.50	65	8x71
M45	48	9	8	4.50	70	8x80
M48	50	9	8	5.00	75	8x80
M52	54	9	8	5.00	80	8x90
M56	57	9	8	5.50	85	8x100
M60	63	11	8	5.50	90	10x100
M64	66	11	8	6.00	95	10x100
M72	73	11	10	6.00	105	10x112
M80	79	11	10	6.00	115	10x140

* These dimensions are supplied with the 'old' widths across flats sizes according to DIN.
- Guide values for advised split pins (cotter pins) acc. to DIN 94 (ISO 1234).
- Depending on availability the dimensions may deviate.

Article groups

Thread	Driving features	Material	Class	Surface treatment	Code	Page
M	Hexagon	St.	4	Plain	12000	3-92
M	Hexagon	St.	4	ZPL	12010	3-93
M	Hexagon	St.	6	Plain	12030	3-93
M	Hexagon	St.	8	Plain	12035	3-93
M	Hexagon	St.	8	ZPL	12036	3-93
M	Hexagon	St.	10	Plain	12040	3-94
M	Hexagon	St.st. A2			51220	3-94
M	Hexagon	St.st. A4			55220	3-94

12000 **Hexagon slotted and castle nut / Kroonmoer / Écrou hexagonal à créneaux** **F01D**

Thread Metric thread
Material Steel
Class 4
Surface treatment Plain



d	✉	Art.number	d	✉	Art.number	d	✉	Art.number
M5	100	12000.050.001	M18	50	12000.180.001	M36	5	12000.360.001
M6	100	12000.060.001	M20	25	12000.200.001	M39	4	12000.390.001
M8	100	12000.080.001	M22	25	12000.220.001	M42	4	12000.420.001
M10	100	12000.100.001	M24	25	12000.240.001	M45	3	12000.450.001
M12	100	12000.120.001	M27	10	12000.270.001	M48	3	12000.480.001
M14	50	12000.140.001	M30	10	12000.300.001	M52	1	12000.520.001
M16	50	12000.160.001	M33	10	12000.330.001	M56	1	12000.560.001

Go to www.fabory.com for all your tools, safety and metalworking products

12000 Hexagon slotted and castle nut / Kroonmoer / Écrou hexagonal à créneaux ←

d	✉	Art.number	d	✉	Art.number
M60	1	12000.600.001	M64	1	12000.640.001

- Up to and including M12 slotted and castle nuts are class 5, above size M12 class 4.
- Up to and including M39 slotted and castle nuts are provided with 6 slots, above M39 with 8 slots.

12010 Hexagon slotted and castle nut / Kroonmoer / Écrou hexagonal à créneaux F01D

Thread Metric thread
Material Steel
Class 4
Surface treatment Zinc plated



d	✉	Art.number	d	✉	Art.number	d	✉	Art.number
M6	100	12010.060.001	M16	50	12010.160.001	M27	10	12010.270.001
M8	100	12010.080.001	M20	25	12010.200.001	M30	10	12010.300.001
M10	100	12010.100.001	M22	25	12010.220.001	M33	10	12010.330.001
M12	100	12010.120.001	M24	25	12010.240.001	M36	5	12010.360.001
M14	50	12010.140.001						

- Up to and including M12 slotted and castle nuts are class 5, above size M12 class 4.
- Up to and including M39 slotted and castle nuts are provided with 6 slots, above M39 with 8 slots.

12030 Hexagon slotted and castle nut / Kroonmoer / Écrou hexagonal à créneaux F01A

Thread Metric thread
Material Steel
Class 6
Surface treatment Plain



d	✉	Art.number	d	✉	Art.number	d	✉	Art.number
M4*	100	12030.040.001	M18*	25	12030.180.001	M39*	10	12030.390.001
M5*	100	12030.050.001	M20*	25	12030.200.001	M42*	5	12030.420.001
M6*	100	12030.060.001	M22*	25	12030.220.001	M45*	5	12030.450.001
M8*	500	12030.080.001	M24*	25	12030.240.001	M48*	5	12030.480.001
M10*	500	12030.100.001	M27*	10	12030.270.001	M52*	4	12030.520.001
M12*	500	12030.120.001	M30*	10	12030.300.001	M56*	3	12030.560.001
M14*	50	12030.140.001	M33*	5	12030.330.001	M60*	2	12030.600.001
M16*	250	12030.160.001	M36*	15	12030.360.001	M64*	2	12030.640.001

12035 Hexagon slotted and castle nut / Kroonmoer / Écrou hexagonal à créneaux F01A

Thread Metric thread
Material Steel
Class 8
Surface treatment Plain



d	✉	Art.number	d	✉	Art.number	d	✉	Art.number
M12*	100	12035.120.001	M24*	25	12035.240.001	M39*	10	12035.390.001
M16*	50	12035.160.001	M30*	10	12035.300.001	M42*	5	12035.420.001
M20*	25	12035.200.001	M36	15	12035.360.001	M48*	5	12035.480.001

12036 Hexagon slotted and castle nut / Kroonmoer / Écrou hexagonal à créneaux F01A

Thread Metric thread
Material Steel
Class 8
Surface treatment Zinc plated



d	✉	Art.number	d	✉	Art.number	d	✉	Art.number
M8*	100	12036.080.001	M16	50	12036.160.001	M36*	15	12036.360.001
M10	100	12036.100.001	M20*	25	12036.200.001	M39*	10	12036.390.001
M12	100	12036.120.001	M24*	25	12036.240.001	M42*	5	12036.420.001
M14*	50	12036.140.001	M30	10	12036.300.001	M48*	1	12036.480.001

12040 Hexagon slotted and castle nut / Kroonmoer / Écrou hexagonal à créneaux F01A

Thread Metric thread
Material Steel
Class 10
Surface treatment Plain



d	✉	Art.number	d	✉	Art.number	d	✉	Art.number
M12*	100	12040.120.001	M20*	25	12040.200.001	M24	25	12040.240.001
M16*	50	12040.160.001						

51220 Hexagon slotted and castle nut / Kroonmoer / Écrou hexagonal à créneaux R09A

Thread Metric thread
Material Stainless steel A2



d	✉	Art.number	d	✉	Art.number	d	✉	Art.number
M5	50	51220.050.001	M14*	50	51220.140.001	M22*	25	51220.220.001
M6	50	51220.060.001	M16	10	51220.160.001	M24	5	51220.240.001
M8	50	51220.080.001	M18	10	51220.180.001	M27*	10	51220.270.001
M10	50	51220.100.001	M20	5	51220.200.001	M30	1	51220.300.001
M12	25	51220.120.001						

55220 Hexagon slotted and castle nut / Kroonmoer / Écrou hexagonal à créneaux R49A

Thread Metric thread
Material Stainless steel A4



d	✉	Art.number	d	✉	Art.number	d	✉	Art.number
M5*	200	55220.050.001	M12	25	55220.120.001	M20	5	55220.200.001
M6*	200	55220.060.001	M14*	50	55220.140.001	M24	5	55220.240.001
M8*	200	55220.080.001	M16	10	55220.160.001	M27*	10	55220.270.001
M10	50	55220.100.001	M18*	25	55220.180.001	M30	1	55220.300.001

Hexagon slotted and castle nut MF

Kroonmoer MF / Écrou hexagonal à créneaux MF

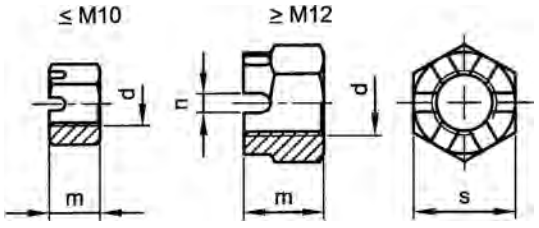

DIN **935-1**
NEN 729



Technical Data

d	m	n	Number of slots	s	Split pin DIN 94
M8	9.5	2.5	6	13	2x16
M10	12	2.8	6	17 *	2.5x20
M12	15	3.5	6	19 *	3.2x22
M14	16	3.5	6	22 *	3.2x25
M16	19	4.5	6	24	4x28
M18	21	4.5	6	27	4x32
M20	22	4.5	6	30	4x36
M22	26	5.5	6	32 *	5x36
M24	27	5.5	6	36	5x40
M27	30	5.5	6	41	5x45
M28 (≠DIN)	30	5.5	6	41	5x50
M30	33	7	6	46	6.3x50
M32 (≠DIN)	35	7	6	50	6.3x56
M33	35	7	6	50	6.3x56
M36	38	7	6	55	6.3x63
M38 (≠DIN)	40	7	6	60	6.3x70
M39	40	7	6	60	6.3x71
M40 (≠DIN)	48	7	6	60	6.3x70
M42	46	9	8	65	8x71
M45	48	9	8	70	8x80
M48	50	9	8	75	8x80
M52	54	9	8	80	8x90
M56	57	9	8	85	8x100
M64	66	11	8	95	10x100
M68	69	11	8	100	10x112
M72	73	11	10	105	10x112
M76	76	11	10	110	10x125
M80	79	11	10	115	10x140

* These dimensions are supplied with the 'old' widths across flats sizes according to DIN.
- Guide values for advised split pins (cotter pins) acc. to DIN 94 (ISO 1234).
- Depending on availability the dimensions may deviate.

Article groups

Thread	Driving features	Material	Class	Surface treatment	Code	Page
MF	Hexagon	St.	4	Plain	12020	3-95
MF	Hexagon	St.	6	Plain	12022	3-96

12020 **Hexagon slotted and castle nut MF / Kroonmoer MF / Écrou hexagonal à créneaux MF** **F01D**

Thread Metric fine thread
Material Steel
Class 4
Surface treatment Plain



d x P	✉	Art.number	d x P	✉	Art.number	d x P	✉	Art.number
M8X1,00	100	12020.080.100	M18X1,50	50	12020.180.150	M30X1,50 (≠DIN)	10	12020.300.150
M10X1,00	100	12020.100.100	M20X1,50	25	12020.200.150	M30X2,00	10	12020.300.200
M12X1,50	100	12020.120.150	M22X1,50	25	12020.220.150	M36X1,50 (≠DIN)	5	12020.360.150
M14X1,50	50	12020.140.150	M24X1,50 (≠DIN)	25	12020.240.150	M42X1,50 (≠DIN)	5	12020.420.150
M16X1,50	50	12020.160.150	M27X1,50 (≠DIN)	10	12020.270.150			

12022 **Hexagon slotted and castle nut MF / Kroonmoer MF / Écrou hexagonal à créneaux MF** **F01A**

Thread	Metric fine thread
Material	Steel
Class	6
Surface treatment	Plain



d x P	✉	Art.number	d x P	✉	Art.number	d x P	✉	Art.number
M8X1,00*	100	12022.080.100	M27X2,00	10	12022.270.200	M45X3,00*	15	12022.450.300
M10X1,00*	100	12022.100.100	M28X1,50 (≠DIN)*	10	12022.280.150	M48X1,50 (≠DIN)*	5	12022.480.150
M10X1,25*	100	12022.100.125	M30X1,50 (≠DIN)*	25	12022.300.150	M48X3,00	5	12022.480.300
M12X1,25*	100	12022.120.125	M30X2,00*	25	12022.300.200	M52X3,00*	4	12022.520.300
M12X1,50*	100	12022.120.150	M32X1,50 (≠DIN)*	20	12022.320.150	M56X2,00 (≠DIN)*	3	12022.560.200
M14X1,50*	50	12022.140.150	M33X1,50 (≠DIN)*	20	12022.330.150	M56X4,00*	3	12022.560.400
M16X1,50	50	12022.160.150	M33X2,00*	5	12022.330.200	M64X2,00 (≠DIN)*	2	12022.640.200
M18X1,50*	25	12022.180.150	M36X1,50 (≠DIN)*	15	12022.360.150	M64X4,00*	2	12022.640.400
M20X1,50*	25	12022.200.150	M36X3,00*	1	12022.360.300	M68X2,00 (≠DIN)*	1	12022.680.200
M20X2,00*	25	12022.200.200	M38X1,50 (≠DIN)*	10	12022.380.150	M72X4,00*	1	12022.720.400
M22X1,50*	25	12022.220.150	M39X3,00*	10	12022.390.300	M72X6,00*	1	12022.720.600
M22X2,00*	25	12022.220.200	M40X1,50 (≠DIN)*	10	12022.400.150	M76X4,00*	1	12022.760.400
M24X1,50 (≠DIN)*	25	12022.240.150	M42X1,50 (≠DIN)*	10	12022.420.150	M80X4,00*	1	12022.800.400
M24X2,00*	25	12022.240.200	M42X3,00*	10	12022.420.300	M80X6,00*	1	12022.800.600
M27X1,50 (≠DIN)*	10	12022.270.150	M45X1,50 (≠DIN)*	15	12022.450.150			

Hexagon thin slotted and castle nut (old type)

Kroonmoer laag (oude type) / Écrou hexagonal à créneaux bas (ancien type)

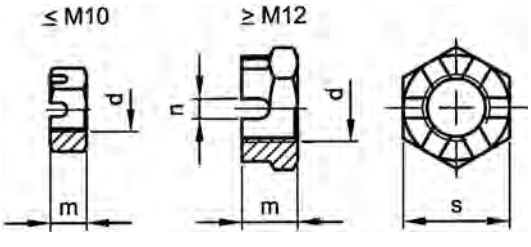

DIN **937**



Technical Data

d	m	n	P	s	Split pin DIN 94
M6	6	2	1.00	10	1.6x14
M8	8	2.5	1.25	13	2x16
M10	8	2.8	1.50	17	2.5x20
M12	10	3.5	1.75	19	3.2x22
M14	11	3.5	2.00	21	3.2x25
M16	12	4.5	2.00	24	4x28
M18	13	4.5	2.50	27	4x32
M20	13	4.5	2.50	30	4x36
M24	15	5.5	3.00	36	5x40
M27	17	5.5	3.00	41	5x45
M30	18	7	3.50	46	6.3x50

Article groups

Thread	Driving features	Material	Class	Surface treatment	Code	Page
M	Hexagon	St.	17H	Plain	01605	3-96
M	Hexagon	St.st. A2	035		51225	3-97
M	Hexagon	St.st. A4	035		55225	3-97

01605 **Hexagon thin slotted and castle nut (old type) / Kroonmoer laag (oude type) / Écrou hexagonal à créneaux bas (ancien type)** **F01A**

Thread	Metric thread
Material	Steel
Class	17H
Surface treatment	Plain



d	✉	Art.number	d	✉	Art.number	d	✉	Art.number
M6*	100	01605.060.001	M14*	50	01605.140.001	M24*	25	01605.240.001
M8*	100	01605.080.001	M16*	50	01605.160.001	M27*	10	01605.270.001
M10*	100	01605.100.001	M18*	50	01605.180.001	M30*	10	01605.300.001
M12*	100	01605.120.001	M20*	50	01605.200.001			

51225 Hexagon thin slotted and castle nut (old type) / Kroonmoer laag (oude type) / Écrou hexagonal à créneaux bas (ancien type) **R05A**

Thread Metric thread
Material Stainless steel A2
Class 035



d	✉	Art.number	d	✉	Art.number	d	✉	Art.number
M10*	50	51225.100.001	M16*	50	51225.160.001	M20*	25	51225.200.001

55225 Hexagon thin slotted and castle nut (old type) / Kroonmoer laag (oude type) / Écrou hexagonal à créneaux bas (ancien type) **R45A**

Thread Metric thread
Material Stainless steel A4
Class 035



d	✉	Art.number	d	✉	Art.number	d	✉	Art.number
M6*	100	55225.060.001	M10*	50	55225.100.001	M16*	50	55225.160.001
M8*	100	55225.080.001	M12*	50	55225.120.001	M18*	25	55225.180.001

Hegagon thin slotted and castle nut (old type) MF

Kroonmoer laag MF (oude type) / Écrou hexagonal à créneaux bas MF (ancien type)

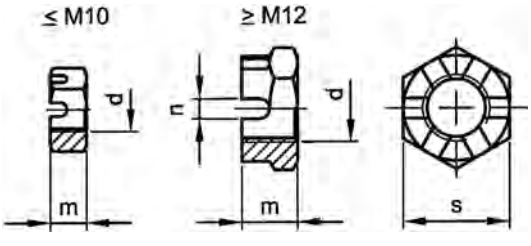

DIN 937



Technical Data

d	m	n	s	Split pin DIN 94
M8	8	2.5	13	2x16
M10	9	2.8	17	2.5x20
M12	10	3.5	19	3.2x22
M14	11	3.5	22	3.2x25
M16	12	4.5	24	4x28
M18	13	4.5	27	4x32
M20	13	4.5	30	4x36
M22	15	5.5	32	5x36
M24	15	5.5	41	5x40
M26 (≠DIN)	17	5.5	41	5x50
M27	17	5.5	41	5x45
M28 (≠DIN)	17	5.5	41	5x50
M30	18	7	46	6.3x50
M32 (≠DIN)	20	7	50	6x60
M33	20	7	50	6.3x56
M35 (≠DIN)	20	7	55	6x65
M36	20	7	55	6.3x63
M39	22	7	60	6.3x71
M42	23	9	65	8x71
M48	25	9	75	8x80
M52	27	9	80	8x90

12085 Hegagon thin slotted and castle nut (old type) MF / Kroonmoer laag MF (oude type) / Écrou hexagonal à créneaux bas MF (ancien type) **F01A**

Thread Metric fine thread
Material Steel
Class 17H
Surface treatment Plain



d x P	✉	Art.number	d x P	✉	Art.number	d x P	✉	Art.number
M8X1,00*	100	12085.080.100	M12X1,50 (≠DIN)**	100	12085.120.150	M16X1,50*	50	12085.160.150
M10X1,00*	100	12085.100.100	M14X1,50*	50	12085.140.150	M18X1,50*	50	12085.180.150

12085	Hegagon thin slotted and castle nut (old type) MF / Kroonmoer laag MF (oude type) / Écrou hexagonal à créneaux bas MF (ancien type)	←

d x P	✉	Art.number	d x P	✉	Art.number	d x P	✉	Art.number
M20X1,50*	25	12085.200.150	M30X1,50 (≠DIN)**	10	12085.300.150	M39X3,00*	5	12085.390.300
M22X1,50*	25	12085.220.150	M30X2,00*	10	12085.300.200	M42X1,50 (≠DIN)**	5	12085.420.150
M24X1,50*	25	12085.240.150	M32X1,50 (≠DIN)**	10	12085.320.150	M42X3,00	5	12085.420.300
M24X2,00*	25	12085.240.200	M33X1,50 (≠DIN)**	10	12085.330.150	M48X1,50 (≠DIN)**	5	12085.480.150
M26X1,50 (≠DIN)**	25	12085.260.150	M35X1,50 (≠DIN)**	10	12085.350.150	M48X3,00*	5	12085.480.300
M27X1,50 (≠DIN)**	25	12085.270.150	M36X1,50 (≠DIN)**	10	12085.360.150	M52X3,00*	1	12085.520.300
M27X2,00*	25	12085.270.200	M36X3,00*	10	12085.360.300			
M28X1,50 (≠DIN)**	10	12085.280.150	M39X1,50 (≠DIN)**	5	12085.390.150			

3

Hexagon thin slotted and castle nut

Kroonmoer laag / Écrou hexagonal à créneaux bas

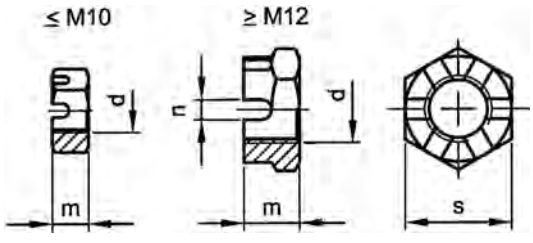

DIN 979



Technical Data

d	m	n	P	s	Split pin DIN 94
M6	5	2	1.00	10	1.6x14
M8	6.5	2.5	1.25	13	2x16
M10	9	2.8	1.50	17 *	2.5x20
M12	10	3.5	1.75	19 *	3.2x22
M14	11	3.5	2.00	22 *	3.2x25
M16	13	4.5	2.00	24	4x28
M18	15	4.5	2.50	27	4x32
M20	16	4.5	2.50	30	4x36
M22	18	5.5	2.50	32 *	5x36
M24	19	5.5	3.00	36	5x40
M27	22	5.5	3.00	41	5x45
M30	24	7	3.50	46	6.3x50

* These dimensions are supplied with the 'old' widths across flats sizes according to DIN.
- Guide values for advised split pins (cotter pins) acc. to DIN 94 (ISO 1234).
- Depending on availability the dimensions may deviate.

Article groups

Thread	Driving features	Material	Class	Surface treatment	Code	Page
M	Hexagon	St.	04	Plain	12060	3-98
M	Hexagon	St.st. A2	035		51224	3-99
M	Hexagon	St.st. A4	035		55224	3-99

12060	Hexagon thin slotted and castle nut / Kroonmoer laag / Écrou hexagonal à créneaux bas	F01D

Thread Metric thread
Material Steel
Class 04
Surface treatment Plain

RoHS



d	✉	Art.number	d	✉	Art.number	d	✉	Art.number
M8	100	12060.080.001	M16	50	12060.160.001	M24	25	12060.240.001
M10	100	12060.100.001	M20	25	12060.200.001	M27	10	12060.270.001
M12	100	12060.120.001	M22	25	12060.220.001	M30	10	12060.300.001
M14	50	12060.140.001						

51224 **Hexagon thin slotted and castle nut / Kroonmoer laag / Écrou hexagonal à créneaux bas** **R05A**

Thread Metric thread
Material Stainless steel A2
Class 035



d	✉	Art.number	d	✉	Art.number	d	✉	Art.number
M6*	200	51224.060.001	M10*	50	51224.100.001	M16*	25	51224.160.001
M8*	50	51224.080.001	M12*	50	51224.120.001	M20*	25	51224.200.001

55224 **Hexagon thin slotted and castle nut / Kroonmoer laag / Écrou hexagonal à créneaux bas** **R45A**

Thread Metric thread
Material Stainless steel A4
Class 035



d	✉	Art.number	d	✉	Art.number	d	✉	Art.number
M6*	200	55224.060.001	M10*	100	55224.100.001	M20*	25	55224.200.001
M8*	200	55224.080.001	M12*	100	55224.120.001			

Hexagon thin slotted and castle nut MF

Kroonmoer laag MF / Écrou hexagonal à créneaux bas MF

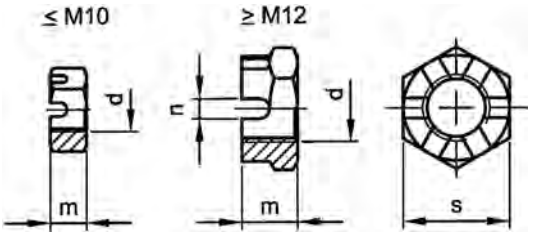

DIN **979**



Technical Data

d	m	n	s	Split pin DIN 94
M8	6.5	2.5	13	2X16
M10	8	2.8	17 *	2.5X20
M12	10	3.5	19 *	3.2X22
M14	11	3.5	22 *	3.2X25
M16	13	4.5	24	4X28
M18	15	4.5	27	4X32
M20	16	4.5	30	4X36
M22	18	5.5	32 *	5x36
M24	19	5.5	36	5x40
M27	22	5.6	41	5x45
M30	24	7	46	6.3x50
M36	29	7	55	6.3X63
M39	31	7	60	6.3x71
M42	33	9	65	8X71
M48	36	9	75	8X80
M52	48	9	80	8X90

* These dimensions are supplied with the 'old' widths across flats sizes according to DIN.
- Guide values for advised split pins (cotter pins) acc. to DIN 94 (ISO 1234).
- Depending on availability the dimensions may deviate.

12080 **Hexagon thin slotted and castle nut MF / Kroonmoer laag MF / Écrou hexagonal à créneaux bas MF** **F01D**

Thread Metric fine thread
Material Steel
Class 04
Surface treatment Plain



d x P	✉	Art.number	d x P	✉	Art.number	d x P	✉	Art.number
M8X1,00	100	12080.080.100	M18X1,50	50	12080.180.150	M27X1,50 (≠DIN)	10	12080.270.150
M10X1,00	100	12080.100.100	M20X1,50	25	12080.200.150	M30X1,50 (≠DIN)	10	12080.300.150
M12X1,50	100	12080.120.150	M22X1,50	25	12080.220.150	M30X2,00	10	12080.300.200
M14X1,50	50	12080.140.150	M24X1,50 (≠DIN)	25	12080.240.150	M36X3,00*	1	12080.360.300
M16X1,50	50	12080.160.150	M24X2,00*	25	12080.240.200	M39X1,50 (≠DIN)	5	12080.390.150

FABORY

12080 **Hexagon thin slotted and castle nut MF / Kroonmoer laag MF / Écrou hexagonal à créneaux bas MF** ←

d x P	✉	Art.number	d x P	✉	Art.number	d x P	✉	Art.number
M42X3,00*	1	12080.420.300	M48X3,00*	1	12080.480.300	M52X3,00*	1	12080.520.300

Hexagon domed cap nut, high type

Dopmoer hoog / Écrou hexagonal borgne haut

3

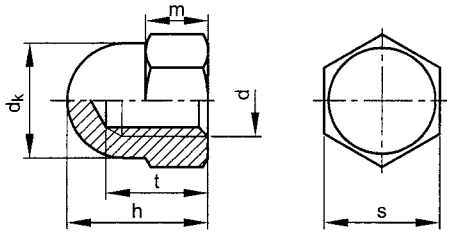

DIN **1587**
NEN 1618



Technical Data

d	d_k (max.)	h	m (max.)	P	s	t
M3 (≠DIN)	5	6.5	2.5	0.50	5.5	4.5
M4	6.5	8	3.2	0.70	7	5.5
M5	7.5	10	4	0.80	8	7.5
M6	9.5	12	5	1.00	10	8
M7 (≠DIN)	9.5	12	5	1.00	10	8
M8	12.5	15	6.5	1.25	13	11
M10	16	18	8	1.50	17	13
M12	18	22	10	1.75	19	16
M14	21	25	11	2.00	22	18
M16	23	28	13	2.00	24	21
M18	26	32	15	2.50	27	25
M20	28	34	16	2.50	30	26
M22	31	39	18	2.50	32	29
M24	34	42	19	3.00	36	31
M27 (≠DIN)	40	47	20	3.00	41	35
M30 (≠DIN)	42	52	24	3.50	46	38
M33 (≠DIN)	48	58	27	3.50	50	43
M36 (≠DIN)	53	63	30	4.00	55	47

Article groups

Thread	Driving features	Material	Class	Surface treatment		Color	Code	Page
M	Hexagon	St.	6	Plain			16500	3-100
M	Hexagon	St.	6	ZPL			16510	3-101
M	Hexagon	St.	6	Chr.pl.	turned		16517	3-101
M	Hexagon	St.st. A1	50				51400	3-101
M	Hexagon	St.st. A2	50				51409	3-101
M	Hexagon	St.st. A4	50				55400	3-101
M	Hexagon	St.st. A4	50		turned		55402	3-102
M	Hexagon	St.st. A8 (1.4529)					52400	3-102
M	Hexagon	Br. CU2/CU3					47340	3-102
M	Hexagon	Br. CU2/CU3		Ni.pl.			47360	3-102
M	Hexagon	Br. CU2/CU3		Chr.pl.	turned		47361	3-102
M	Hexagon	Plastic PA	6.6			White	56250	3-103

16500 **Hexagon domed cap nut, high type / Dopmoer hoog / Écrou hexagonal borgne haut** **F01H**

Thread Metric thread
Material Steel
Class 6
Surface treatment Plain

RoHS



d	✉	Art.number	d	✉	Art.number	d	✉	Art.number
M3 (≠DIN)*	1.000	16500.030.001	M10	200	16500.100.001	M20	25	16500.200.001
M4	100	16500.040.001	M12	100	16500.120.001	M22*	10	16500.220.001
M5	1.000	16500.050.001	M14	50	16500.140.001	M24	10	16500.240.001
M6	250	16500.060.001	M16	50	16500.160.001	M27 (≠DIN)	10	16500.270.001
M8	250	16500.080.001	M18	50	16500.180.001	M30 (≠DIN)	10	16500.300.001

16510 Hexagon domed cap nut, high type / Dopmoer hoog / Écrou hexagonal borgne haut F01H

Thread Metric thread
Material Steel
Class 6
Surface treatment Zinc plated



d	✉	Art.number	d	✉	Art.number	d	✉	Art.number
M3 (≠DIN)	250	16510.030.001	M10	200	16510.100.001	M20	25	16510.200.001
M4	250	16510.040.001	M12	100	16510.120.001	M22	10	16510.220.001
M5	250	16510.050.001	M14	50	16510.140.001	M24	10	16510.240.001
M6	250	16510.060.001	M16	50	16510.160.001	M30 (≠DIN)	10	16510.300.001
M8	250	16510.080.001	M18	25	16510.180.001			

16517 Hexagon domed cap nut, high type, turned / Hoge dopmoer, gedraaid / Écrou hexagonal borgne, type haut, décolleté F01A

Thread Metric thread
Material Steel
Class 6
Surface treatment Chrome plated



d	✉	Art.number	d	✉	Art.number	d	✉	Art.number
M3 (≠DIN)*	100	16517.030.001	M6*	100	16517.060.001	M12*	25	16517.120.001
M4*	100	16517.040.001	M8	50	16517.080.001	M16	25	16517.160.001
M5*	100	16517.050.001	M10*	50	16517.100.001	M20*	10	16517.200.001

51400 Hexagon domed cap nut, high type / Dopmoer hoog / Écrou hexagonal borgne haut R09A

Thread Metric thread
Material Stainless steel A1
Class 50



d	✉	Art.number	d	✉	Art.number	d	✉	Art.number
M3 (≠DIN)	100	51400.030.001	M10	50	51400.100.001	M22	5	51400.220.001
M4	100	51400.040.001	M12	25	51400.120.001	M24	5	51400.240.001
M5	100	51400.050.001	M14	10	51400.140.001	M27 (≠DIN)	3	51400.270.001
M6	100	51400.060.001	M16	10	51400.160.001	M30 (≠DIN)	1	51400.300.001
M7 (≠DIN)	200	51400.070.001	M18	10	51400.180.001	M33 (≠DIN)*	5	51400.330.001
M8	50	51400.080.001	M20	5	51400.200.001	M36 (≠DIN)*	10	51400.360.001

- Depending on availability A1 as well as A2 may be supplied.

51409 Hexagon domed cap nut, high type / Dopmoer hoog / Écrou hexagonal borgne haut R09A

Thread Metric thread
Material Stainless steel A2
Class 50



d	✉	Art.number	d	✉	Art.number	d	✉	Art.number
M3 (≠DIN)	100	51409.030.001	M10	50	51409.100.001	M20	5	51409.200.001
M4	100	51409.040.001	M12	25	51409.120.001	M24	5	51409.240.001
M5	100	51409.050.001	M14	10	51409.140.001	M27 (≠DIN)	3	51409.270.001
M6	100	51409.060.001	M16	10	51409.160.001	M30 (≠DIN)*	10	51409.300.001
M8	50	51409.080.001	M18	10	51409.180.001			

55400 Hexagon domed cap nut, high type / Dopmoer hoog / Écrou hexagonal borgne haut R49A

Thread Metric thread
Material Stainless steel A4
Class 50



d	✉	Art.number	d	✉	Art.number	d	✉	Art.number
M3 (≠DIN)	100	55400.030.001	M12	25	55400.120.001	M24	5	55400.240.001
M4	100	55400.040.001	M14	10	55400.140.001	M27 (≠DIN)	3	55400.270.001
M5	100	55400.050.001	M16	10	55400.160.001	M30 (≠DIN)	1	55400.300.001
M6	100	55400.060.001	M18	10	55400.180.001	M33 (≠DIN)*	5	55400.330.001
M8	50	55400.080.001	M20	5	55400.200.001			
M10	50	55400.100.001	M22*	25	55400.220.001			

55402 Hexagon domed cap nut, high type, turned / Hoge dopmoer, gedraaid / Écrou hexagonal borgne, type haut, décolleté — R49A

Thread Metric thread
Material Stainless steel A4
Class 50



d	✉	Art.number	d	✉	Art.number	d	✉	Art.number
M5	100	55402.050.001	M18*	25	55402.180.001	M24*	10	55402.240.001
M6	100	55402.060.001						

52400 Hexagon domed cap nut, high type / Dopmoer hoog / Écrou hexagonal borgne haut — Q72A

Thread Metric thread
Material Stainless steel A8 (1.4529)



d	✉	Art.number	d	✉	Art.number	d	✉	Art.number
M5*	10	52400.050.001	M10*	5	52400.100.001	M16*	3	52400.160.001
M6*	10	52400.060.001	M12*	5	52400.120.001	M20*	3	52400.200.001
M8*	10	52400.080.001						

- HCR (*High Corrosion Resistant*) alloy 1.4529 is a so-called super austenitic stainless steel.
- It provides particularly good resistance to chloride induced stress corrosion and to local occurrences of corrosion such as pitting or crevice corrosion.
- This alloy is classified in the highest class CRC V (very strong, EN 1993-1-4) for components and fasteners.
- Fasteners in 1.4529 are therefore ideal for use in indoor swimming pools and traffic tunnels.

47340 Hexagon domed cap nut, high type / Dopmoer hoog / Écrou hexagonal borgne haut — M11C

Thread Metric thread
Material Brass CU2/CU3



d	✉	Art.number	d	✉	Art.number	d	✉	Art.number
M3 (≠DIN)	500	47340.030.001	M8	100	47340.080.001	M16	10	47340.160.001
M4	200	47340.040.001	M10	50	47340.100.001	M18*	25	47340.180.001
M5	200	47340.050.001	M12	25	47340.120.001	M20	10	47340.200.001
M6	200	47340.060.001	M14	25	47340.140.001	M24*	1	47340.240.001

47360 Hexagon domed cap nut, high type / Dopmoer hoog / Écrou hexagonal borgne haut — M11C

Thread Metric thread
Material Brass CU2/CU3
Surface treatment Nickel plated



d	✉	Art.number	d	✉	Art.number	d	✉	Art.number
M3 (≠DIN)	500	47360.030.001	M6	200	47360.060.001	M12	25	47360.120.001
M4	200	47360.040.001	M8	100	47360.080.001	M16	10	47360.160.001
M5	200	47360.050.001	M10	50	47360.100.001	M20	10	47360.200.001

47361 Hexagon domed cap nut, high type, turned / Hoge dopmoer, gedraaid / Écrou hexagonal borgne, type haut, décolleté — M11A

Thread Metric thread
Material Brass CU2/CU3
Surface treatment Chrome plated



d	✉	Art.number	d	✉	Art.number	d	✉	Art.number
M3 (≠DIN)*	100	47361.030.001	M6*	100	47361.060.001	M12*	50	47361.120.001
M4*	100	47361.040.001	M8*	100	47361.080.001	M16*	25	47361.160.001
M5*	500	47361.050.001	M10*	100	47361.100.001	M20*	25	47361.200.001

56250 **Hexagon domed cap nut, high type, plastic / Hoge dopmoer, kunststof / Écrou hexagonal borgne, type haut, plastique** **W02A**

Thread	Metric thread
Material	Plastic Polyamide (nylon)
Class	6.6
Color	White



d	✉	Art.number	d	✉	Art.number	d	✉	Art.number
M3 (≠DIN)	100	56250.030.001	M5	100	56250.050.001	M8	50	56250.080.001
M4	100	56250.040.001	M6	100	56250.060.001	M10	50	56250.100.001

Hexagon domed cap nut, high type MF

Zeskant hoge dopmoer MF / Écrou hexagonal borgne à calotte type haut MF

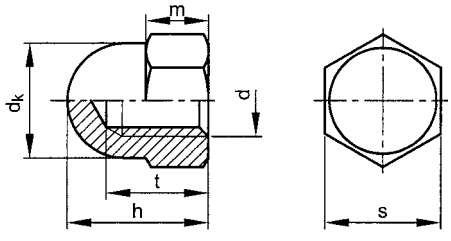

DIN **1587**
NEN 1618



Technical Data

d	d_k	h	m (max.)	s	t
M8	12.5	15	6.5	13	11
M10	16	18	8	16	13
M12	18	22	10	18	16
M14	21	25	11	21	18
M16	23	28	13	24	21
M18	26	32	15	27	25
M20	28	34	16	30	26
M24	34	42	19	36	31

16501 **Hexagon domed cap nut, high type MF / Zeskant hoge dopmoer MF / Écrou hexagonal borgne à calotte type haut MF** **F01A**

Thread	Metric fine thread
Material	Steel
Class	6
Surface treatment	Plain

RoHS



d x P	✉	Art.number	d x P	✉	Art.number	d x P	✉	Art.number
M8X1,00*	100	16501.080.100	M14X1,50*	25	16501.140.150	M20X1,50*	25	16501.200.150
M10X1,00*	100	16501.100.100	M16X1,50*	25	16501.160.150	M24X2,00*	10	16501.240.200
M12X1,50*	50	16501.120.150	M18X1,50*	25	16501.180.150			

FABORY

Hexagon domed cap nut, high type with welded cap

Dopmoer hoog met opgelaste kap / Écrou hexagonal borgne haut à calotte soudée

3

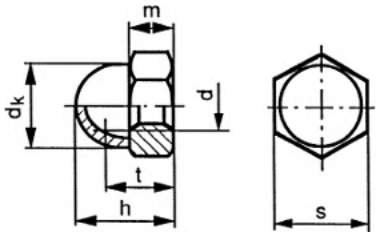

DIN ≈1587

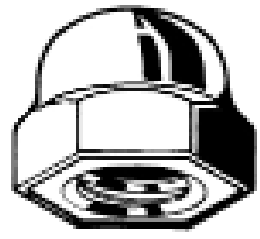

Technical Data

d	d_k (max.)	h	m (max.)	P	s	t
M3	5	6.5	2.5	0.50	5.5	3
M4	6.5	6.5	3.2	0.70	7	4
M5	7.5	10	4	0.80	8	8
M6	9.5	12	5	1.00	10	10
M8	12.5	15	6.5	1.25	13	13
M10	16	18	8	1.50	16	15
M12	18	22	10	1.75	18	19
M16	23	28	13	2.00	24	26
M20	28	34	16	2.50	30	31

16300 **Hexagon domed cap nut, high type with welded cap / Dopmoer hoog met opgelaste kap / Écrou hexagonal borgne à calotte soudée F01H**

Thread Metric thread
Material Steel
Class |6|
Surface treatment Chrome plated

RoHS



d	✉	Art.number	d	✉	Art.number	d	✉	Art.number
M3	250	16300.030.001	M6	200	16300.060.001	M12	50	16300.120.001
M4	200	16300.040.001	M8	200	16300.080.001	M16	25	16300.160.001
M5	200	16300.050.001	M10	100	16300.100.001	M20	10	16300.200.001

Hexagon cap nut, low type

Dopmoer laag / Écrou hexagonal borgne bas

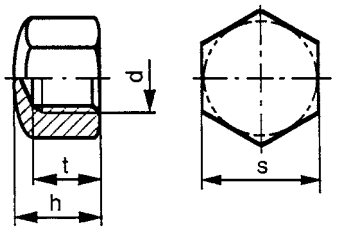

DIN 917



Technical Data

d	h	P	s	t (min.)
M3 (≠DIN)	4.5	0.50	5.5	3.5
M4	5.5	0.70	7	4.16
M5	7	0.80	8	4.96
M6	9	1.00	10	6.71
M8	12	1.25	13	9.21
M10	14	1.50	16	10.65
M12	16	1.75	18	13.15
M14	18	2.00	21	14.65
M16	20	2.00	24	16.65
M18	22	2.50	27	18.58
M20	25	2.50	30	20.58
M22	28	2.50	34	21.58
M24	30	3.00	36	23.58
M27	32	3.00	41	25.58
M30	34	3.50	46	27.58
M36	44	4.00	55	35.5

Article groups

Thread	Driving features	Material	Class	Surface treatment		Code	Page
M	Hexagon	St.	6	Plain	turned	16405	3-105
M	Hexagon	St.	6	ZPL		16410	3-105
M	Hexagon	St.st. A1	50			51380	3-106
M	Hexagon	St.st. A4	50			55380	3-106
M	Hexagon	Br. CU2/CU3				47300	3-106

16405 Hexagon cap nut, low type / Dopmoer laag / Écrou hexagonal borgne bas — F01A

Thread Metric thread
Material Steel
Class 6
Surface treatment Plain



d	✉	Art.number	d	✉	Art.number	d	✉	Art.number
M4*	1.000	16405.040.001	M10*	500	16405.100.001	M24*	10	16405.240.001
M5*	1.000	16405.050.001	M12*	250	16405.120.001	M30*	10	16405.300.001
M6*	1.000	16405.060.001	M16*	250	16405.160.001	M36*	5	16405.360.001
M8*	500	16405.080.001	M20*	25	16405.200.001			

16410 Hexagon cap nut, low type / Dopmoer laag / Écrou hexagonal borgne bas — F01H

Thread Metric thread
Material Steel
Class 6
Surface treatment Zinc plated



d	✉	Art.number	d	✉	Art.number	d	✉	Art.number
M4	250	16410.040.001	M10	200	16410.100.001	M20	25	16410.200.001
M5	250	16410.050.001	M12	100	16410.120.001	M24	10	16410.240.001
M6	250	16410.060.001	M14*	50	16410.140.001	M30*	10	16410.300.001
M8	250	16410.080.001	M16	50	16410.160.001	M36*	10	16410.360.001

51380 Hexagon cap nut, low type / Dopmoer laag / Écrou hexagonal borgne bas R09A

Thread Metric thread
Material Stainless steel A1
Class 50



d	✉	Art.number	d	✉	Art.number	d	✉	Art.number
M3	200	51380.030.001	M10	50	51380.100.001	M20*	50	51380.200.001
M4	100	51380.040.001	M12	25	51380.120.001	M22*	25	51380.220.001
M5	100	51380.050.001	M14*	50	51380.140.001	M24*	10	51380.240.001
M6	100	51380.060.001	M16	10	51380.160.001	M27*	10	51380.270.001
M8	50	51380.080.001	M18*	50	51380.180.001	M30*	10	51380.300.001

- Depending on availability A1 as well as A2 may be supplied.

55380 Hexagon cap nut, low type / Dopmoer laag / Écrou hexagonal borgne bas R49A

Thread Metric thread
Material Stainless steel A4
Class 50



d	✉	Art.number	d	✉	Art.number	d	✉	Art.number
M4	100	55380.040.001	M12	25	55380.120.001	M20	5	55380.200.001
M5	100	55380.050.001	M14	50	55380.140.001	M24*	25	55380.240.001
M6	100	55380.060.001	M16	10	55380.160.001	M27	1	55380.270.001
M8	50	55380.080.001	M18*	50	55380.180.001	M30*	10	55380.300.001
M10	50	55380.100.001						

47300 Hexagon cap nut, low type / Dopmoer laag / Écrou hexagonal borgne bas M11C

Thread Metric thread
Material Brass CU2/CU3



d	✉	Art.number	d	✉	Art.number	d	✉	Art.number
M3	200	47300.030.001	M8	100	47300.080.001	M14	25	47300.140.001
M4	200	47300.040.001	M10	50	47300.100.001	M16	10	47300.160.001
M5	200	47300.050.001	M12*	50	47300.120.001	M20	10	47300.200.001
M6	200	47300.060.001						

Hexagon cap nut, low type MF

Zeskant lage dopmoer MF / Écrou hexagonal borgne à calotte type bas MF

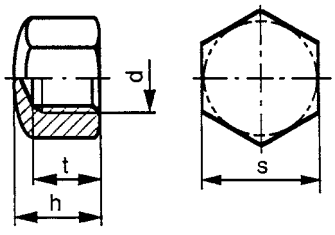

DIN 917
NEN 1617



Technical Data

d	h	s	t (min.)
M8	12	13	9.21
M10	14	16	10.65
M12	16	18	13.15
M16	20	24	16.65
M20	25	30	20.58
M24	30	36	23.58

16415 **Hexagon cap nut, low type MF / Zeskant lage dopmoer MF / Écrou hexagonal borgne à calotte type bas MF** **F01A**

Thread Metric fine thread
Material Steel
Class 6
Surface treatment Plain



d x P	✉	Art.number	d x P	✉	Art.number	d x P	✉	Art.number
M8X1,00*	100	16415.080.100	M12X1,50*	50	16415.120.150	M20X1,50*	25	16415.200.150
M10X1,00*	100	16415.100.100	M16X1,50*	50	16415.160.150	M24X2,00*	10	16415.240.200

THERMAG Prevailing torqe type hexagon exhaust nut, all metal

THERMAG uitlaatmoer / THERMAG Écrou pour tuyau d'échappement, tout métal

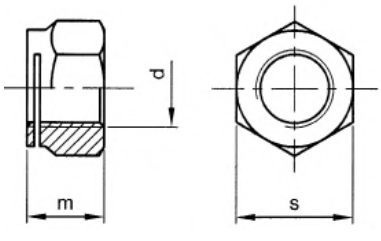

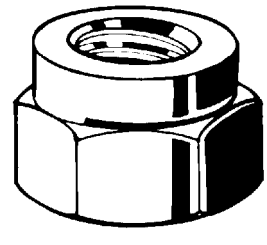

Technical Data

d	m (max.)
M8	8.6
M10	10.6
M12	12.6

Article groups

Thread	Driving features	Material	Surface treatment	Code	Page
M	Hexagon	St.	Copper plated	72130	3-108
MF	Hexagon	St.	Copper plated	72131	3-108

72130 **THERMAG Prevailing torqe type hexagon exhaust nut, all metal / THERMAG uitlaatmoer / THERMAG Écrou pour tuyau d'échappement, tout métal** **Y92F**

Thread	Metric thread
Material	Steel
Surface treatment	Copper plated

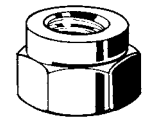

d x s	✉	Art.number	d x s	✉	Art.number	d x s	✉	Art.number
M8X12	100	72130.080.120	M10X14	100	72130.100.140	M12X19	100	72130.120.190
M8X13	100	72130.080.130	M10X17	100	72130.100.170			

- Resistant to temperatures from -70 °C to +400 °C.

72131 **THERMAG Prevailing torqe type hexagon exhaust nut, all metal MF / THERMAG zelfborgende uitlaatmoer geheel metaal MF / THERMAG Écrou d'échappement hexagonal autofreiné, tout métal MF** **Y92F**

Thread	Metric fine thread
Material	Steel
Surface treatment	Copper plated

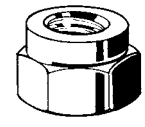

d x s	✉	Art.number
M10X1,25X14	100	72131.100.125

- Resistant to temperatures from -70 °C to +400 °C.

Square nut

Vierkantmoer / Écrou carré

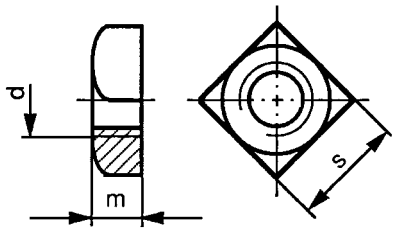

DIN **557**
NF E25-404



Technical Data

d	m (h15)	P	s
M4 (≠DIN)	3.2	0.70	7
M5	4	0.80	8
M6	5	1.00	10
M8	6.5	1.25	13
M10	8	1.50	17
M12	10	1.75	19
M16	13	2.00	24

Article groups

Thread	Driving features	Material	Class	Surface treatment	Code	Page
M	Square	St.	5	Plain	11120	3-108
M	Square	St.	5	ZPL	11140	3-109
M	Square	St.st. A2			51088	3-109
M	Square	St.st. A4			55088	3-109

11120 **Square nut / Vierkantmoer / Écrou carré** **F01A**

Thread	Metric thread
Material	Steel
Class	5
Surface treatment	Plain



d	✉	Art.number	d	✉	Art.number	d	✉	Art.number
M4 (≠DIN)	250	11120.040.001	M8	250	11120.080.001	M12	100	11120.120.001
M5	250	11120.050.001	M10	250	11120.100.001	M16	50	11120.160.001
M6	250	11120.060.001						

11140 **Square nut / Vierkantmoer / Écrou carré** **F01A**

Thread	Metric thread
Material	Steel
Class	5
Surface treatment	Zinc plated



d	✉	Art.number	d	✉	Art.number	d	✉	Art.number
M4 (≠DIN)	250	11140.040.001	M8	250	11140.080.001	M12	100	11140.120.001
M5	250	11140.050.001	M10	250	11140.100.001	M16	100	11140.160.001
M6	250	11140.060.001						

51088 **Square nut / Vierkantmoer / Écrou carré** **R09A**

Thread	Metric thread
Material	Stainless steel A2



d	✉	Art.number	d	✉	Art.number	d	✉	Art.number
M5	200	51088.050.001	M8	200	51088.080.001	M12	100	51088.120.001
M6	200	51088.060.001	M10	100	51088.100.001	M16*	100	51088.160.001

55088 **Square nut / Vierkantmoer / Écrou carré** **R49A**

Thread	Metric thread
Material	Stainless steel A4



d	✉	Art.number	d	✉	Art.number	d	✉	Art.number
M5	200	55088.050.001	M8	100	55088.080.001	M12*	100	55088.120.001
M6	200	55088.060.001	M10*	200	55088.100.001	M16*	100	55088.160.001

Square thin nut

Lage vierkantmoer / Écrou carré bas

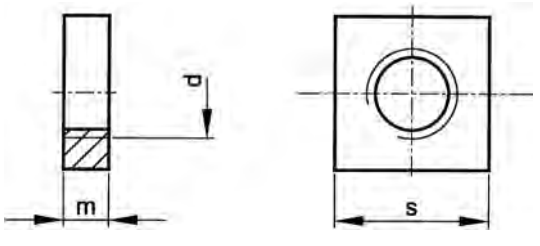

DIN **562**



Technical Data

d	m	P	s
M2	1.2	0.40	4
M2.5	1.6	0.45	5
M3	1.8	0.50	5.5
M4	2.2	0.70	7
M5	2.7	0.80	8
M6	3.2	1.00	10
M8	4	1.25	13
M10	5	1.50	16

Article groups

Thread	Driving features	Material	Class	Surface treatment		Code	Page
M	Square	Free-cutting steel	11H	Plain	turned	24768	3-110
M	Square	St.	11H	ZPL		24769	3-110
M	Square	St.	11H	ZPL	large pack	24770	3-110
M	Square	St.st. A2				51095	3-110
M	Square	St.st. A4				55095	3-110

24768 Square thin nut / Lage vierkantmoer / Écrou carré bas F01A

Thread Metric thread
Material Free-cutting steel
Class 11H
Surface treatment Plain



d	✉	Art.number	d	✉	Art.number	d	✉	Art.number
M2*	100	24768.020.001	M5*	100	24768.050.001	M8*	100	24768.080.001
M3*	1.000	24768.030.001	M6*	100	24768.060.001	M10*	100	24768.100.001
M4*	1.000	24768.040.001						

24769 Square thin nut / Lage vierkantmoer / Écrou carré bas F01X

Thread Metric thread
Material Steel
Class 11H
Surface treatment Zinc plated



d	✉	Art.number	d	✉	Art.number	d	✉	Art.number
M3	250	24769.030.001	M5	250	24769.050.001	M8	250	24769.080.001
M4	250	24769.040.001	M6	250	24769.060.001	M10	250	24769.100.001

24770 Square thin nut, large pack / Lage vierkantmoer, grootverpakking / Écrou carré bas, emballage gros F01X

Thread Metric thread
Material Steel
Class 11H
Surface treatment Zinc plated



d	✉	Art.number	d	✉	Art.number	d	✉	Art.number
M3	2.500	24770.030.001	M5	2.500	24770.050.001	M8	1.000	24770.080.001
M4	2.500	24770.040.001	M6	2.500	24770.060.001	M10	500	24770.100.001

51095 Square thin nut / Lage vierkantmoer / Écrou carré bas R09A

Thread Metric thread
Material Stainless steel A2



d	✉	Art.number	d	✉	Art.number	d	✉	Art.number
M2*	500	51095.020.001	M4	250	51095.040.001	M8	250	51095.080.001
M2,5*	500	51095.025.001	M5	250	51095.050.001	M10	100	51095.100.001
M3	250	51095.030.001	M6	250	51095.060.001			

55095 Square thin nut / Lage vierkantmoer / Écrou carré bas R49A

Thread Metric thread
Material Stainless steel A4



d	✉	Art.number	d	✉	Art.number	d	✉	Art.number
M2,5*	2.000	55095.025.001	M5	250	55095.050.001	M8	250	55095.080.001
M3	250	55095.030.001	M6	250	55095.060.001	M10*	100	55095.100.001
M4	250	55095.040.001						

Slotted round nut

Ronde moer met zaaggleuf / Écrou cylindrique à fente

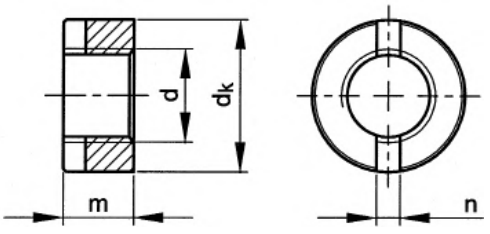

DIN 546



Technical Data

d	d_k	m	n	P
M1.4	3	1.6	0.5	0.30
M2	4.5	2	1	0.40
M2.5	5.5	2.2	1.2	0.45
M3	6	2.5	1.2	0.50
M4	8	3.5	1.4	0.70
M5	9	4.2	2	0.80
M6	11	5	2.5	1.00
M8	14	6.5	3	1.25
M10	18	8	3.5	1.50
M12	21	10	4	1.75
M16	26	12	4	2.00

Article groups

Thread	Driving features	Material	Surface treatment	Code	Page
M	Slotted	Free-cutting steel	Plain	11771	3-111
M	Slotted	Free-cutting steel	ZPL	11772	3-111
M	Slotted	St.st. A1		51098	3-111
M	Slotted	St.st. A4		55098	3-112
M	Slotted	Br. CU2/CU3		47390	3-112

11771 Slotted round nut / Ronde moer met zaaggleuf / Écrou cylindrique à fente — F01A

Thread Metric thread
Material Free-cutting steel
Surface treatment Plain



d	✉	Art.number	d	✉	Art.number	d	✉	Art.number
M3*	1.000	11771.030.001	M6*	100	11771.060.001	M12*	50	11771.120.001
M4*	1.000	11771.040.001	M8*	500	11771.080.001	M16*	50	11771.160.001
M5*	1.000	11771.050.001	M10*	100	11771.100.001			

11772 Slotted round nut / Ronde moer met zaaggleuf / Écrou cylindrique à fente — F01X

Thread Metric thread
Material Free-cutting steel
Surface treatment Zinc plated



d	✉	Art.number	d	✉	Art.number	d	✉	Art.number
M2	100	11772.020.001	M5	100	11772.050.001	M10	50	11772.100.001
M3	100	11772.030.001	M6	100	11772.060.001	M12*	250	11772.120.001
M4	100	11772.040.001	M8	50	11772.080.001	M16*	250	11772.160.001

51098 Slotted round nut / Ronde moer met zaaggleuf / Écrou cylindrique à fente — R09A

Thread Metric thread
Material Stainless steel A1



d	✉	Art.number	d	✉	Art.number	d	✉	Art.number
M1,4*	100	51098.014.001	M3	200	51098.030.001	M6	100	51098.060.001
M2*	200	51098.020.001	M4	200	51098.040.001	M8	100	51098.080.001
M2,5*	200	51098.025.001	M5*	200	51098.050.001	M10*	50	51098.100.001

51098 **Slotted round nut / Ronde moer met zaaggleuf / Écrou cylindrique à fente** ←

d	✉	Art.number
M12*	50	51098.120.001

55098 **Slotted round nut / Ronde moer met zaaggleuf / Écrou cylindrique à fente** **R49A**

Thread Metric thread
Material Stainless steel A4



d	✉	Art.number	d	✉	Art.number	d	✉	Art.number
M4*	200	55098.040.001	M6*	100	55098.060.001	M8*	100	55098.080.001
M5*	200	55098.050.001						

47390 **Slotted round nut / Ronde moer met zaaggleuf / Écrou cylindrique à fente** **M01A**

Thread Metric thread
Material Brass CU2/CU3



d	✉	Art.number	d	✉	Art.number	d	✉	Art.number
M3*	100	47390.030.001	M4*	100	47390.040.001	M5*	100	47390.050.001

Round connection nut

Ronde verbindingsmoer / Écrou cylindrique de jonction

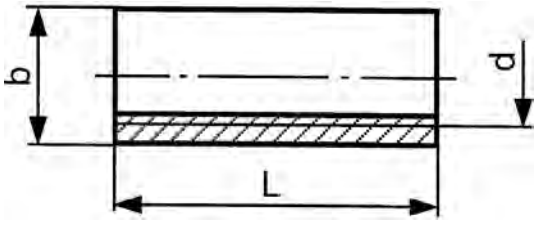



Technical Data

d	b	P	d	b	P
M5	8	0.80	M12	15	1.75
M6	10	1.00	M16	25	2.00
M8	11	1.25	M16 b=20	20	2.00
M10	13	1.50	M20	28	2.50

Article groups

Thread	Material	Class	Surface treatment	Code	Page
M	Free-cutting steel		ZPL	11401	3-112
M	St.st. A2	50		51113	3-113
M	St.st. A4	50		55113	3-113

11401 **Round connection nut / Ronde verbindingsmoer / Écrou cylindrique de jonction** **F01C**

Thread Metric thread
Material Free-cutting steel
Surface treatment Zinc plated



d x L	✉	Art.number	d x L	✉	Art.number	d x L	✉	Art.number
M5X20	100	11401.050.020	M8X30	100	11401.080.030	M10X50	50	11401.100.050
M6X20	100	11401.060.020	M8X40	100	11401.080.040	M12X20	50	11401.120.020
M6X25	100	11401.060.025	M8X50	100	11401.080.050	M12X30	50	11401.120.030
M6X30	100	11401.060.030	M10X20	100	11401.100.020	M12X40	50	11401.120.040
M6X40	100	11401.060.040	M10X25	100	11401.100.025	M12X50	50	11401.120.050
M8X20	100	11401.080.020	M10X30	100	11401.100.030	M16X40	25	11401.160.040
M8X25	100	11401.080.025	M10X40	100	11401.100.040	M20X50*	25	11401.200.050

51113 **Round connection nut / Ronde verbindingsmoer / Écrou cylindrique de jonction** **R09A**

Thread Metric thread
Material Stainless steel A2
Class 50



d x L	✉	Art.number	d x L	✉	Art.number	d x L	✉	Art.number
M6X20	100	51113.060.020	M8X35	100	51113.080.035	M12X30	50	51113.120.030
M6X25	100	51113.060.025	M8X40	100	51113.080.040	M12X35*	50	51113.120.035
M6X30	100	51113.060.030	M8X50	100	51113.080.050	M12X40*	50	51113.120.040
M6X40*	50	51113.060.040	M10X20*	100	51113.100.020	M12X50	50	51113.120.050
M8X20	100	51113.080.020	M10X25*	100	51113.100.025	M16X40*	25	51113.160.040
M8X25	100	51113.080.025	M10X30	100	51113.100.030	M16X50*	25	51113.160.050
M8X30	100	51113.080.030	M10X40	100	51113.100.040	M20X50*	25	51113.200.050

55113 **Round connection nut / Ronde verbindingsmoer / Écrou cylindrique de jonction** **R49A**

Thread Metric thread
Material Stainless steel A4
Class 50



d x L	✉	Art.number	d x L	✉	Art.number	d x L	✉	Art.number
M6X20*	50	55113.060.020	M8X30*	100	55113.080.030	M16X40*	25	55113.160.040
M6X25*	100	55113.060.025	M10X30*	100	55113.100.030	M20X50*	25	55113.200.050
M8X20*	50	55113.080.020	M12X30*	50	55113.120.030			

Lock nut for rolling bearings MF

Ronde moer met gleuven MF - antifrictielager / Écrou cylindrique à encoches MF

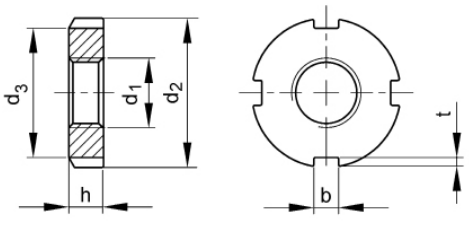

DIN **981**

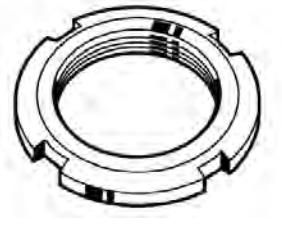

Technical Data

d_1	b (js14)	d_2 (h13)	d_3 (H13)	h	P	t (H17)
M10	3	18	13.5	4	0.75	2
M12	3	22	17	4	1.00	2
M15	4	25	21	5	1.00	2
M17	4	28	24	5	1.00	2
M20	4	32	26	6	1.00	2
M25	5	38	32	7	1.50	2
M30	5	45	38	7	1.50	2
M36	5	52	44	8	1.50	2
M40	6	58	50	9	1.50	2.5
M45	6	65	56	10	1.50	2.5
M50	6	70	61	11	1.50	2.5
M55	7	75	67	11	2.00	3
M60	7	80	73	11	2.00	3
M65	7	85	79	12	2.00	3
M70	8	92	85	12	2.00	3.5
M75	8	98	90	13	2.00	3.5
M80	8	105	95	15	2.00	3.5
M85	8	110	102	16	2.00	3.5
M90	10	120	108	16	2.00	4
M95	10	125	113	17	2.00	4
M100	10	130	120	18	2.00	4
M110	12	145	133	19	2.00	5
M115	12	150	137	19	2.00	5
M120	12	155	138	20	2.00	5
M125	12	160	148	21	2.00	5
M130	12	165	145	21	2.00	5
M135	14	175	160	22	2.00	6
M140	14	180	160	22	2.00	6

Technical Data

d_1	b (js14)	d_2 (h13)	d_3 (H13)	h	P	t (H17)
M145	14	190	171	24	2.00	6
M150	14	195	171	24	2.00	6
M155	16	200	182	25	3.00	7
M160	16	210	182	25	3.00	7
M170	16	220	193	26	3.00	7

11795 **Lock nut for rolling bearings MF / Ronde moer met gleuven MF - antifrictielager / Écrou cylindrique à encoches MF** **F01A**

Thread Metric fine thread
Material Steel
Class 14H
Surface treatment Plain

RoHS



d_1	✉	Art.number	d_1	✉	Art.number	d_1	✉	Art.number
M10*	10	11795.100.075	M55*	5	11795.550.200	M115*	1	11795.984.200
M12	10	11795.120.100	M60	5	11795.600.200	M120*	1	11795.985.200
M15*	10	11795.150.150	M65*	5	11795.650.200	M125*	1	11795.986.200
M17*	10	11795.170.100	M70	5	11795.700.200	M130*	1	11795.987.200
M20	10	11795.200.100	M75*	5	11795.750.200	M135*	1	11795.988.200
M25	10	11795.250.150	M80	5	11795.800.200	M140*	1	11795.989.200
M30	10	11795.300.150	M85*	5	11795.850.200	M145*	1	11795.990.200
M35	10	11795.350.150	M90*	5	11795.900.200	M150*	1	11795.991.200
M40	10	11795.400.150	M95*	5	11795.950.200	M155*	1	11795.992.200
M45	10	11795.450.150	M100*	5	11795.982.200	M160*	1	11795.993.200
M50	5	11795.500.150	M110*	1	11795.983.200	M170	1	11795.994.200

Slotted round nut for hook spanners MF

Ronde moer met gleuven MF / Écrou cylindrique à encoches pour clé à crochet MF

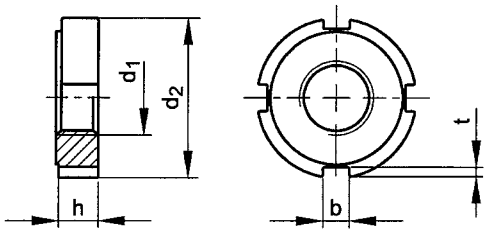

DIN **1804 W**



Technical Data

d_1	b	d_2 (h11)	h (h14)	Number of slots	t
M8	4	20	5	4	1.5
M10	5	25	6	4	2
M12	5	28	6	4	2
M14	5	30	7	4	2
M16	5	32	7	4	2
M18	6	34	8	4	2.5
M20	6	36	8	4	2.5
M22	6	40	9	4	2.5
M24	6	42	9	4	2.5
M26	7	45	10	4	3
M28	7	50	10	4	3
M30	7	50	10	4	3
M32	7	52	11	4	3
M35	7	55	11	4	3
M38	8	58	11	4	3.5
M40	8	62	12	4	3.5
M42	8	62	12	4	3.5
M45	8	68	12	6	3.5
M48	8	75	13	6	3.5
M50	8	75	13	6	3.5
M52	10	80	13	6	4
M55	10	80	13	6	4
M58	10	90	13	6	4
M60	10	90	13	6	4
M62	10	95	14	6	4
M65	10	95	14	6	4

Technical Data

d_1	b	d_2 (h11)	h (h14)	Number of slots	t
M68	10	100	14	6	4
M70	10	100	14	6	4
M72	10	110	14	6	4
M75	10	110	14	6	4
M80	10	115	16	6	4
M85	10	120	16	6	4
M90	10	130	16	6	4
M95	12	135	16	6	5
M100	12	145	16	6	5
M105	12	155	16	6	5
M110	12	155	16	6	5

- Slotted round nuts for hookspanners when combined with internal tab washers according to DIN 462 provide mechanical locking.
- They are easily assembled with a hook wrench (hook spanner) e.g. to DIN 1810.

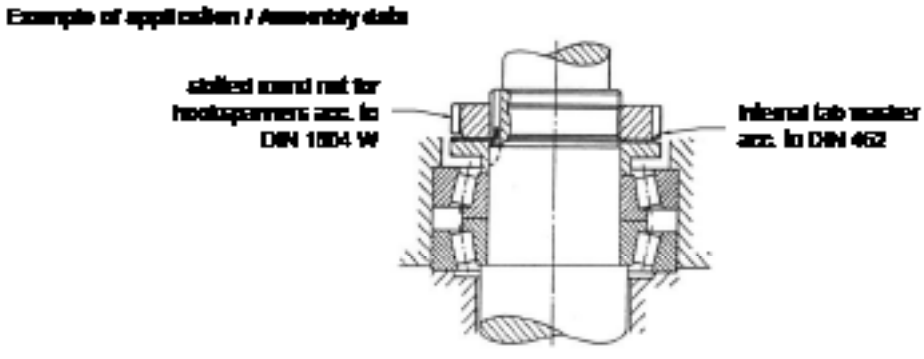

Article groups

Thread	Driving features	Material	Class	Surface treatment		Code	Page
MF	Slotted	St.	04	Plain	turned	11571	3-115
MF	Slotted	St.	|5|	Plain		11572	3-115
MF	Slotted	St.st. A2				51124	3-116
MF	Slotted	St.st. A4				55124	3-116

11571 Slotted round nut for hook spanners MF / Ronde moer met gleuven MF / Écrou cylindrique à encoches pour clé à crochet MF — F01A

Thread Metric fine thread
Material Steel
Class 04
Surface treatment Plain



d_1 x P	✉	Art.number	d_1 x P	✉	Art.number	d_1 x P	✉	Art.number
M8X1,00*	10	11571.080.100	M12X1,50*	10	11571.120.150	M14X1,50*	10	11571.140.150
M10X1,00*	10	11571.100.100						

11572 Slotted round nut for hook spanners MF / Ronde moer met gleuven MF / Écrou cylindrique à encoches pour clé à crochet MF — F01X

Thread Metric fine thread
Material Steel
Class |5|
Surface treatment Plain



d_1 x P	✉	Art.number	d_1 x P	✉	Art.number	d_1 x P	✉	Art.number
M10X1,00	25	11572.100.100	M35X1,50	5	11572.350.150	M65X1,50	1	11572.650.150
M12X1,50	25	11572.120.150	M38X1,50	5	11572.380.150	M68X1,50	1	11572.680.150
M14X1,50	10	11572.140.150	M40X1,50	5	11572.400.150	M70X1,50	1	11572.700.150
M16X1,50	10	11572.160.150	M42X1,50	5	11572.420.150	M72X1,50	1	11572.720.150
M18X1,50	10	11572.180.150	M45X1,50	5	11572.450.150	M75X1,50	1	11572.750.150
M20X1,50	10	11572.200.150	M48X1,50	5	11572.480.150	M80X2,00	1	11572.800.200
M22X1,50	10	11572.220.150	M50X1,50	5	11572.500.150	M85X2,00	1	11572.850.200
M24X1,50	5	11572.240.150	M52X1,50*	10	11572.520.150	M90X2,00	1	11572.900.200
M26X1,50	5	11572.260.150	M55X1,50	5	11572.550.150	M95X2,00	1	11572.950.200
M28X1,50	5	11572.280.150	M58X1,50	5	11572.580.150	M100X2,00	1	11572.982.200
M30X1,50	5	11572.300.150	M60X1,50	1	11572.600.150	M110X2,00*	1	11572.984.200
M32X1,50	5	11572.320.150	M62X1,50	1	11572.620.150	M105X2,00*	1	11572.986.200

51124 **Slotted round nut for hook spanners MF / Ronde moer met gleuven MF / Écrou cylindrique à encoches pour clé à crochet MF** **R09A**

Thread Metric fine thread
Material Stainless steel A2



d_1 x P		Art.number	d_1 x P		Art.number	d_1 x P		Art.number
M12X1,50*	50	51124.120.150	M18X1,50*	50	51124.180.150	M32X1,50*	50	51124.320.150
M14X1,50*	50	51124.140.150	M20X1,50*	50	51124.200.150	M55X1,50*	50	51124.550.150
M16X1,50*	50	51124.160.150	M30X1,50*	50	51124.300.150			

55124 **Slotted round nut for hook spanners MF / Ronde moer met gleuven MF / Écrou cylindrique à encoches pour clé à crochet MF** **R49A**

Thread Metric fine thread
Material Stainless steel A4



d_1 x P		Art.number	d_1 x P		Art.number	d_1 x P		Art.number
M12X1,50*	50	55124.120.150	M22X1,50*	50	55124.220.150	M40X1,50*	50	55124.400.150
M14X1,50*	50	55124.140.150	M24X1,50*	50	55124.240.150	M42X1,50*	50	55124.420.150
M16X1,50*	50	55124.160.150	M30X1,50*	50	55124.300.150	M45X1,50*	50	55124.450.150
M18X1,50*	50	55124.180.150	M32X1,50*	50	55124.320.150	M55X1,50*	50	55124.550.150
M20X1,50*	50	55124.200.150	M38X1,50*	50	55124.380.150	M60X1,50*	50	55124.600.150

Round nut with set pin holes inside MF

Ronde zelfborgende moer met pingaten MF / Écrou cylindrique à trous latéraux MF

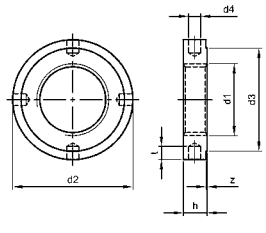

DIN **1816**

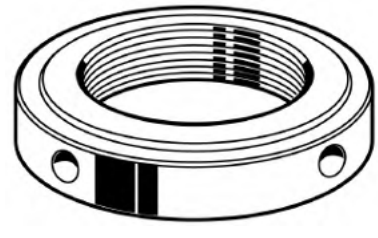

Technical Data

d_1	d_2 (h11)	d_3	d_4 (H11)	h	Number of holes
M16	32	27	4	7	4
M18	34	28	4	8	4
M20	36	30	4	8	4
M22	40	34	4	9	4
M24	42	36	4	9	4
M26	45	38	5	10	4
M28	50	43	5	10	4
M30	50	43	5	10	4
M35	55	48	5	11	4
M40	62	54	6	12	4
M42	62	54	6	12	4
M45	68	60	6	12	6
M48	75	67	6	13	6
M50	75	67	6	13	6
M55	80	70	6	13	6
M60	90	80	6	13	6
M70	100	90	8	14	6
M75	110	100	8	14	6
M80	115	105	8	16	6

11575 **Round nut with set pin holes inside MF / Ronde zelfborgende moer met pingaten MF / Écrou cylindrique à trous latéraux MF** **F01A**

Thread	Metric fine thread
Material	Steel
Class	14H
Surface treatment	Plain



d_1 x P	✉	Art.number	d_1 x P	✉	Art.number	d_1 x P	✉	Art.number
M16X1,50*	10	11575.160.150	M30X1,50*	10	11575.300.150	M50X1,50*	5	11575.500.150
M18X1,50*	10	11575.180.150	M35X1,50*	10	11575.350.150	M55X1,50*	5	11575.550.150
M20X1,50*	10	11575.200.150	M40X1,50*	10	11575.400.150	M60X1,50*	5	11575.600.150
M22X1,50*	10	11575.220.150	M42X1,50*	10	11575.420.150	M70X1,50*	5	11575.700.150
M24X1,50*	10	11575.240.150	M45X1,50*	10	11575.450.150	M75X1,50*	5	11575.750.150
M26X1,50*	10	11575.260.150	M48X1,50*	10	11575.480.150	M80X2,00*	5	11575.800.200
M28X1,50*	10	11575.280.150						

Groove nut MF

Ronde moer met gleuven MF / Écrou à encoches MF

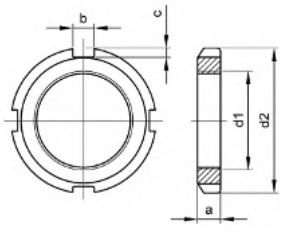

DIN **70852**

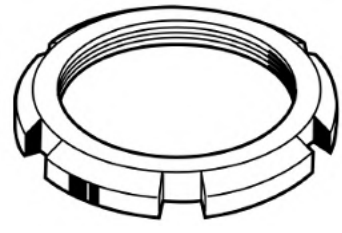

Technical Data

d_1	a	b	c	d_2	Number of slots
M10	5	4.5	1.8	20	4
M12	6	4.5	1.8	22	4
M14	6	4.5	1.8	24	4
M16	6	5.5	2.3	28	4
M18	6	5.5	2.3	30	4
M20	6	5.5	2.3	32	4
M22	7	6.5	2.8	36	4
M24	7	6.5	2.8	38	4
M26	7	6.5	2.8	40	4
M28	7	6.5	2.8	42	4
M30	7	6.5	2.8	44	4
M32	8	7	3.3	48	4
M35	8	7	3.3	50	4
M38	8	7	3.3	54	4
M40	8	7	3.3	56	4
M42	8	8	3.8	60	4
M45	8	8	3.8	62	6
M48	8	8	3.8	65	6
M50	8	8	3.8	68	6
M52	8	8	3.8	70	6
M55	8	8	3.8	75	6
M60	9	11	4.3	80	6
M65	9	11	4.3	85	6
M70	9	11	4.3	90	6
M75	10	11	4.3	95	6
M80	10	11	4.3	100	6
M85	10	11	4.3	108	6
M90	10	11	4.3	112	6
M95	10	11	4.3	118	6

11785 **Groove nut MF / Ronde moer met gleuven MF / Écrou à encoches MF** **F01A**

Thread	Metric fine thread
Material	Steel
Class	17H
Surface treatment	Plain



d_1 x P	✉	Art.number	d_1 x P	✉	Art.number	d_1 x P	✉	Art.number
M10X1,00*	25	11785.100.100	M30X1,50*	10	11785.300.150	M55X1,50*	5	11785.550.150
M12X1,50*	25	11785.120.150	M32X1,50*	10	11785.320.150	M60X1,50*	5	11785.600.150
M14X1,50*	25	11785.140.150	M35X1,50*	10	11785.350.150	M65X1,50*	5	11785.650.150
M16X1,50*	25	11785.160.150	M38X1,50*	10	11785.380.150	M70X1,50*	5	11785.700.150
M18X1,50*	10	11785.180.150	M40X1,50	10	11785.400.150	M75X1,50*	5	11785.750.150
M20X1,50	10	11785.200.150	M42X1,50*	10	11785.420.150	M80X1,50*	5	11785.800.150
M22X1,50*	10	11785.220.150	M45X1,50*	10	11785.450.150	M85X1,50*	5	11785.850.150
M24X1,50*	10	11785.240.150	M48X1,50*	10	11785.480.150	M90X1,50*	5	11785.900.150
M26X1,50*	10	11785.260.150	M50X1,50*	10	11785.500.150	M95X1,50*	1	11785.950.150
M28X1,50*	10	11785.280.150	M52X1,50*	5	11785.520.150			

Wing nut with rounded wings

Vleugelmoer ronde vleugelvorm / Écrou à oreilles arrondies

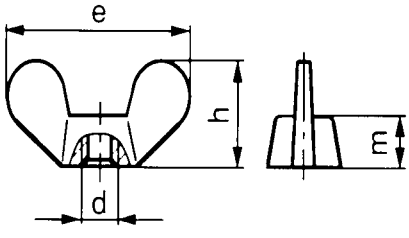

DIN	**315**
NEN	1625
BS	≈856



Technical Data

d	e (max.)	h (max.)	m (min.)	P
M3 (≠DIN)	17.6	8.6	2.9	0.50
M4	20	10.5	3.2	0.70
M5	26	13	4	0.80
M6	33	17	5	1.00
M8	39	20	6.5	1.25
M10	51	25	8	1.50
M12	65	33.5	10	1.75
M14 (≠DIN)	65	33.5	11.2	2.00
M16	73	37.5	13	2.00
M20	90	46.5	16	2.50
M24	110	56.5	20	3.00

Article groups

Thread	Driving features	Material	Surface treatment	Code	Page
M	Wing	CI		16260	3-118
M	Wing	CI	ZPL	16270	3-119
M	Wing	St.st. A2		51800	3-119
M	Wing	St.st. A4		55800	3-119
M	Wing	Br. CU2/CU3		47550	3-119
M	Wing	Br. CU2/CU3	Ni.pl.	47560	3-119

16260 **Wing nut with rounded wings / Vleugelmoer ronde vleugelvorm / Écrou à oreilles arrondies** **F01X**

Thread	Metric thread
Material	Cast iron



d	✉	Art.number	d	✉	Art.number	d	✉	Art.number
M6	200	16260.060.001	M10	100	16260.100.001	M12	50	16260.120.001
M8	100	16260.080.001						

16270 Wing nut with rounded wings / Vleugelmoer ronde vleugelvorm / Écrou à oreilles arrondies F01X

Thread Metric thread
Material Cast iron
Surface treatment Zinc plated



d	✉	Art.number	d	✉	Art.number	d	✉	Art.number
M4	250	16270.040.001	M10	100	16270.100.001	M16	20	16270.160.001
M5	200	16270.050.001	M12	50	16270.120.001	M20	10	16270.200.001
M6	200	16270.060.001	M14 (≠DIN)	50	16270.140.001	M24	5	16270.240.001
M8	100	16270.080.001						

51800 Wing nut with rounded wings / Vleugelmoer ronde vleugelvorm / Écrou à oreilles arrondies Q01A

Thread Metric thread
Material Stainless steel A2



d	✉	Art.number	d	✉	Art.number	d	✉	Art.number
M4	50	51800.040.001	M8	25	51800.080.001	M14 (≠DIN)*	10	51800.140.001
M5	50	51800.050.001	M10	25	51800.100.001	M16	10	51800.160.001
M6	50	51800.060.001	M12	25	51800.120.001			

55800 Wing nut with rounded wings / Vleugelmoer ronde vleugelvorm / Écrou à oreilles arrondies Q41A

Thread Metric thread
Material Stainless steel A4



d	✉	Art.number	d	✉	Art.number	d	✉	Art.number
M4*	50	55800.040.001	M8	50	55800.080.001	M14 (≠DIN)*	10	55800.140.001
M5	50	55800.050.001	M10	50	55800.100.001	M16*	10	55800.160.001
M6	50	55800.060.001	M12	25	55800.120.001			

47550 Wing nut with rounded wings / Vleugelmoer ronde vleugelvorm / Écrou à oreilles arrondies M11D

Thread Metric thread
Material Brass CU2/CU3



d	✉	Art.number	d	✉	Art.number	d	✉	Art.number
M3 (≠DIN)	250	47550.030.001	M8	100	47550.080.001	M16	20	47550.160.001
M4	250	47550.040.001	M10	100	47550.100.001	M20	10	47550.200.001
M5	250	47550.050.001	M12	50	47550.120.001	M24	5	47550.240.001
M6	200	47550.060.001	M14 (≠DIN)	50	47550.140.001			

47560 Wing nut with rounded wings / Vleugelmoer ronde vleugelvorm / Écrou à oreilles arrondies M11D

Thread Metric thread
Material Brass CU2/CU3
Surface treatment Nickel plated



d	✉	Art.number	d	✉	Art.number	d	✉	Art.number
M4	250	47560.040.001	M8	100	47560.080.001	M12	50	47560.120.001
M6	200	47560.060.001	M10	100	47560.100.001			

Wing nut, edged (American) type

Vleugelmoer Amerikaans model / Écrou à oreilles modèle léger (Americain)

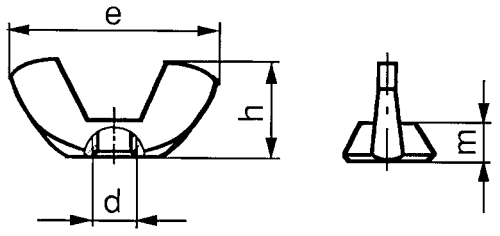

DIN ≈315
BS ≈856
ASME ≈B18.17

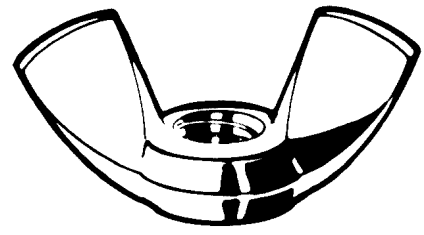

Technical Data

d	e ≈	h ≈	m ≈	P
M3	18.5	8.8	3	0.50
M4	18.5	8.8	3	0.70
M5	22	10.5	4	0.80
M6	26.8	12.9	4.9	1.00
M8	30.3	14.8	5.4	1.25
M10	35.3	17.3	6.3	1.50
M12	47.5	22.5	7.9	1.75
M14	65	30.8	10.6	2.00
M16	65	30.8	10.6	2.00
M20	66.5	31.2	12.2	2.50

Article groups

Thread	Driving features	Material	Class	Surface treatment	Code	Page
M	Wing	St.	04	ZPL	16250	3-120
M	Wing	St.st. A2			51810	3-120
M	Wing	St.st. A4			55810	3-120

16250 Wing nut, edged (American) type / Vleugelmoer Amerikaans model / Écrou à oreilles modèle léger (Americain) F01X

Thread Metric thread
Material Steel
Class 04
Surface treatment Zinc plated

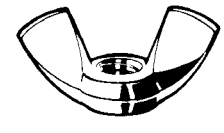

d	✉	Art.number	d	✉	Art.number	d	✉	Art.number
M3	250	16250.030.001	M6	250	16250.060.001	M12	50	16250.120.001
M4	250	16250.040.001	M8	100	16250.080.001	M16	25	16250.160.001
M5	250	16250.050.001	M10	100	16250.100.001	M20	10	16250.200.001

51810 Wing nut, edged (American) type / Vleugelmoer Amerikaans model / Écrou à oreilles modèle léger (Americain) R09A

Thread Metric thread
Material Stainless steel A2

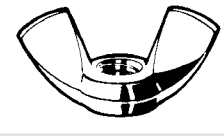

d	✉	Art.number	d	✉	Art.number	d	✉	Art.number
M3	100	51810.030.001	M8	50	51810.080.001	M14	5	51810.140.001
M4	100	51810.040.001	M10	25	51810.100.001	M16	5	51810.160.001
M5	100	51810.050.001	M12	10	51810.120.001	M20	3	51810.200.001
M6	50	51810.060.001						

55810 Wing nut, edged (American) type / Vleugelmoer Amerikaans model / Écrou à oreilles modèle léger (Americain) R49A

Thread Metric thread
Material Stainless steel A4

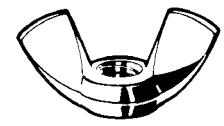

d	✉	Art.number	d	✉	Art.number	d	✉	Art.number
M3	100	55810.030.001	M6	50	55810.060.001	M12	10	55810.120.001
M4	100	55810.040.001	M8	50	55810.080.001	M14*	50	55810.140.001
M5	100	55810.050.001	M10	25	55810.100.001	M16	5	55810.160.001

Wing nut with rounded wings, plastic

Vleugelmoer, kunststof / Écrou à oreilles arrondies, plastique

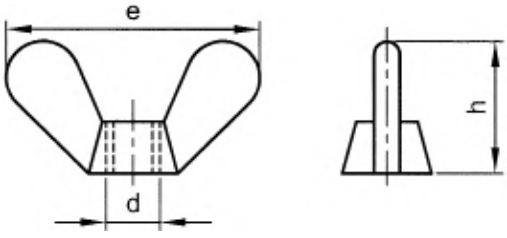

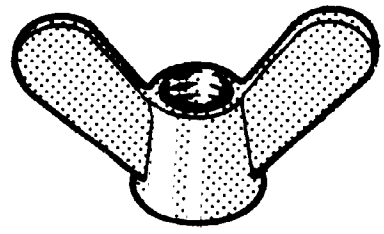

Technical Data

d	e	h	m	P
M4	35	22	6	0.70
M5	35	22	6	0.80
M6	35	22	6	1.00
M8	35	22	14	1.25
M10	41	25	17	1.50

56280 **Wing nut with rounded wings, plastic / Vleugelmoer, kunststof / Écrou à oreilles arrondies, plastique** **W02A**

Thread Metric thread
Material Plastic Polyamide (nylon)
Class 6.6
Color White

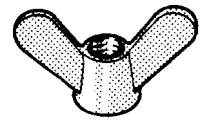

d	✉	Art.number	d	✉	Art.number	d	✉	Art.number
M4	100	56280.040.001	M6	50	56280.060.001	M10	25	56280.100.001
M5	100	56280.050.001	M8	50	56280.080.001			

Wing nut with rounded wings and collar, plastic

Vleugelkraagmoer, kunststof / Écrou à oreilles arrondies à embase, plastique

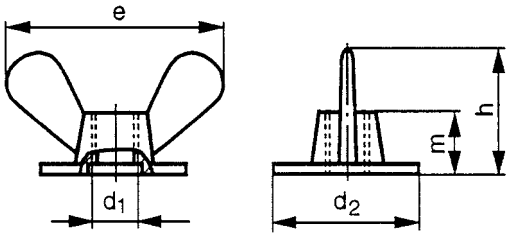

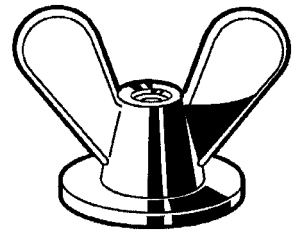

Technical Data

d_1	d_2	e	h	m	P
M5	24	35	24	14	0.80
M6	24	35	24	14	1.00
M8	24	35	24	14	1.25

56290 **Wing nut with rounded wings and collar, plastic / Vleugelkraagmoer, kunststof / Écrou à oreilles arrondies à embase, plastique** **W02A**

Thread Metric thread
Material Plastic Polyamide (nylon)
Class 6.6
Color White



d_1	✉	Art.number	d_1	✉	Art.number	d_1	✉	Art.number
M5	100	56290.050.001	M6	50	56290.060.001	M8	50	56290.080.001

Knurled nut, high type

Kartelmoer hoog / Écrou moleté type haut

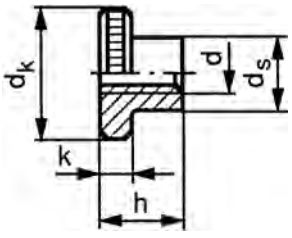

DIN 466



Technical Data

d	d_k	d_s	h	k	P
M2	9	4.5	5.3	2	0.40
M2.5	11	5	6.5	2.5	0.45
M3	12	6	7.5	2.5	0.50
M4	16	8	9.5	3.5	0.70
M5	20	10	11.5	4	0.80
M6	24	12	15	5	1.00
M8	30	16	18	6	1.25
M10	36	20	23	8	1.50
M12 (≠DIN)	36	24	23	10	1.75

Article groups

Thread	Material	Surface treatment	Code	Page
M	St.	Plain	16679	3-122
M	St.	ZPL	16680	3-122
M	St.st. A1		51830	3-122
M	Br. CU2/CU3		47500	3-123

16679 Knurled nut, high type / Kartelmoer hoog / Écrou moleté type haut F01A

Thread Metric thread
Material Steel
Surface treatment Plain



d	✉	Art.number	d	✉	Art.number	d	✉	Art.number
M3*	100	16679.030.001	M5*	100	16679.050.001	M8*	50	16679.080.001
M4*	100	16679.040.001	M6*	50	16679.060.001	M10*	25	16679.100.001

16680 Knurled nut, high type / Kartelmoer hoog / Écrou moleté type haut F01X

Thread Metric thread
Material Steel
Surface treatment Zinc plated



d	✉	Art.number	d	✉	Art.number	d	✉	Art.number
M3	100	16680.030.001	M6	25	16680.060.001	M10	10	16680.100.001
M4	50	16680.040.001	M8	25	16680.080.001	M12	25	16680.120.001
M5	50	16680.050.001						

51830 Knurled nut, high type / Kartelmoer hoog / Écrou moleté type haut R09A

Thread Metric thread
Material Stainless steel A1



d	✉	Art.number	d	✉	Art.number	d	✉	Art.number
M2	100	51830.020.001	M4	25	51830.040.001	M8	10	51830.080.001
M2,5*	100	51830.025.001	M5	25	51830.050.001	M10	5	51830.100.001
M3	50	51830.030.001	M6	10	51830.060.001			

47500 **Knurled nut, high type / Kartelmoer hoog / Écrou moleté type haut** **M11D**

Thread Metric thread
Material Brass CU2/CU3



d	✉	Art.number	d	✉	Art.number	d	✉	Art.number
M3	100	47500.030.001	M5	50	47500.050.001	M8	25	47500.080.001
M4	50	47500.040.001	M6	25	47500.060.001	M10	10	47500.100.001

Knurled nut, low type

Kartelmoer laag / Écrou moleté type bas

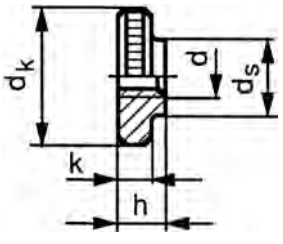

DIN **467**



Technical Data

d	d_k	d_s	h	k	P
M3	12	6	3	2.5	0.50
M4	16	8	4	3.5	0.70
M5	20	10	5	4	0.80
M6	24	12	6	5	1.00
M8	30	16	8	6	1.25
M10	36	20	10	8	1.50
M12	36	24	12	10	1.75

Article groups

Thread	Material	Surface treatment	Code	Page
M	St.	Plain	16689	3-123
M	St.	ZPL	16690	3-123
M	St.st. A1		51840	3-124
M	Br. CU2/CU3		47510	3-124
M	Br. CU2/CU3	Ni.pl.	47511	3-124

16689 **Knurled nut, low type / Kartelmoer laag / Écrou moleté type bas** **F01A**

Thread Metric thread
Material Steel
Surface treatment Plain



d	✉	Art.number	d	✉	Art.number	d	✉	Art.number
M3*	100	16689.030.001	M5*	100	16689.050.001	M8*	50	16689.080.001
M4*	100	16689.040.001	M6*	100	16689.060.001	M10*	50	16689.100.001

16690 **Knurled nut, low type / Kartelmoer laag / Écrou moleté type bas** **F01X**

Thread Metric thread
Material Steel
Surface treatment Zinc plated



d	✉	Art.number	d	✉	Art.number	d	✉	Art.number
M3	100	16690.030.001	M6	25	16690.060.001	M10	10	16690.100.001
M4	50	16690.040.001	M8	25	16690.080.001	M12 (≠DIN)	25	16690.120.001
M5	50	16690.050.001						

51840 **Knurled nut, low type / Kartelmoer laag / Écrou moleté type bas** **R09A**

Thread Metric thread
Material Stainless steel A1



d	✉	Art.number	d	✉	Art.number	d	✉	Art.number
M3	50	51840.030.001	M5	25	51840.050.001	M8	10	51840.080.001
M4	25	51840.040.001	M6	10	51840.060.001	M10	5	51840.100.001

47510 **Knurled nut, low type / Kartelmoer laag / Écrou moleté type bas** **M11D**

Thread Metric thread
Material Brass CU2/CU3



d	✉	Art.number	d	✉	Art.number	d	✉	Art.number
M3	100	47510.030.001	M5*	50	47510.050.001	M8	25	47510.080.001
M4	100	47510.040.001	M6	50	47510.060.001	M10	25	47510.100.001

47511 **Knurled nut, low type / Kartelmoer laag / Écrou moleté type bas** **M01D**

Thread Metric thread
Material Brass CU2/CU3
Surface treatment Nickel plated



d	✉	Art.number	d	✉	Art.number	d	✉	Art.number
M3	100	47511.030.001	M5	50	47511.050.001	M8	25	47511.080.001
M4	100	47511.040.001	M6	50	47511.060.001	M10	25	47511.100.001

Knurled nut plastic

Kartelmoer kunststof / Écrou moleté plastique

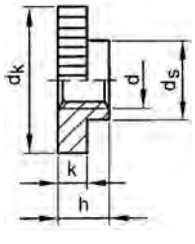

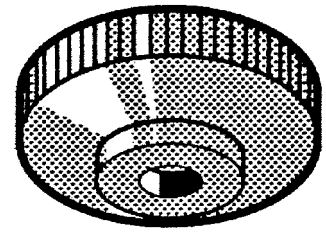

Technical Data

d	d_k	d_s	h	k	P
M4	16	10	6	4.6	0.70
M5	16	10	6	4.6	0.80
M6	16	10	6	4.6	1.00

56240 **Knurled nut plastic / Kartelmoer kunststof / Écrou moleté plastique** **W02A**

Thread Metric thread
Material Plastic Polyamide (nylon)
Class 6.6
Color White



d	✉	Art.number	d	✉	Art.number	d	✉	Art.number
M4	100	56240.040.001	M5	100	56240.050.001	M6	50	56240.060.001

Hexagon weld nut

Zeskantlasmoer / Écrou hexagonal à souder

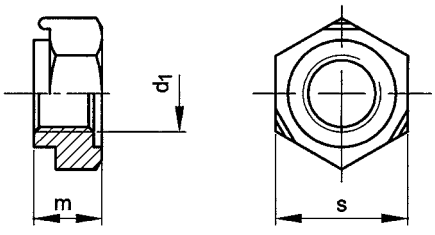

DIN 929



Technical Data

d_1	Hole ø (H11)	m (h14)	P	s (h13)
M3	4.5	3	0.50	7.5
M4	6	3.5	0.70	9
M5	7	4	0.80	10
M6	8	5	1.00	11
M8	10.5	6.5	1.25	14
M10	12.5	8	1.50	17
M12	14.8	10	1.75	19
M14	16.8	11	2.00	22
M16	18.8	13	2.00	24

Article groups

Thread	Driving features	Material	Surface treatment	Code	Page
M	Hexagon	St. Max. 0,25%C	Plain	14020	3-125
M	Hexagon	St.st. A2		51180	3-125
M	Hexagon	St.st. A4		55180	3-125

14020 Hexagon weld nut / Zeskantlasmoer / Écrou hexagonal à souder F01F

Thread Metric thread
Material Steel Max. 0,25%C
Surface treatment Plain



d_1	✉	Art.number	d_1	✉	Art.number	d_1	✉	Art.number
M3	1.000	14020.030.001	M6	1.000	14020.060.001	M12	100	14020.120.001
M4	1.000	14020.040.001	M8	1.000	14020.080.001	M14	100	14020.140.001
M5	1.000	14020.050.001	M10	500	14020.100.001	M16	100	14020.160.001

- These weld nuts are intended for use with fasteners in property classes < 8.8

51180 Hexagon weld nut / Zeskantlasmoer / Écrou hexagonal à souder R09A

Thread Metric thread
Material Stainless steel A2



d_1	✉	Art.number	d_1	✉	Art.number	d_1	✉	Art.number
M3	100	51180.030.001	M6	100	51180.060.001	M12	25	51180.120.001
M4	100	51180.040.001	M8	50	51180.080.001	M16	25	51180.160.001
M5	100	51180.050.001	M10	50	51180.100.001			

55180 Hexagon weld nut / Zeskantlasmoer / Écrou hexagonal à souder R49A

Thread Metric thread
Material Stainless steel A4



d_1	✉	Art.number	d_1	✉	Art.number	d_1	✉	Art.number
M3	100	55180.030.001	M6	100	55180.060.001	M12	25	55180.120.001
M4	100	55180.040.001	M8	50	55180.080.001	M16	25	55180.160.001
M5	100	55180.050.001	M10	50	55180.100.001			

Square weld nut

Vierkantlasmoer / Écrou carré à souder

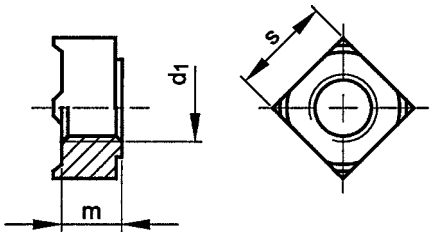

DIN 928

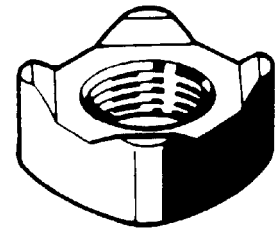

Technical Data

d_1	Hole ø (H11)	m (h14)	P	s (h14)
M4	6	3.5	0.70	7
M5	7	4.2	0.80	9
M6	8	5	1.00	10
M8	10.5	6.5	1.25	14
M10	12.5	8	1.50	17
M12	14.8	9.5	1.75	19
M14	16.8	11.4	2.00	22

Article groups

Thread	Driving features	Material	Surface treatment	Code	Page
M	Square	St. Max. 0,25%C	Plain	14000	3-126
M	Square	St.st. A2		51178	3-126
M	Square	St.st. A4		55178	3-126

14000 Square weld nut / Vierkantlasmoer / Écrou carré à souder F01F

Thread Metric thread
Material Steel Max. 0,25%C
Surface treatment Plain

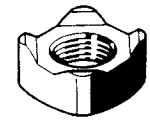

d_1	✉	Art.number	d_1	✉	Art.number	d_1	✉	Art.number
M4	1.000	14000.040.001	M8	1.000	14000.080.001	M12	100	14000.120.001
M5	1.000	14000.050.001	M10	500	14000.100.001	M14	100	14000.140.001
M6	1.000	14000.060.001						

- These weld nuts are intended for use with fasteners in property classes < 8.8

51178 Square weld nut / Vierkantlasmoer / Écrou carré à souder R09A

Thread Metric thread
Material Stainless steel A2

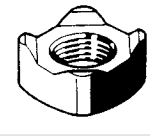

d_1	✉	Art.number	d_1	✉	Art.number	d_1	✉	Art.number
M5	100	51178.050.001	M8	50	51178.080.001	M12*	200	51178.120.001
M6	100	51178.060.001	M10*	200	51178.100.001			

55178 Square weld nut / Vierkantlasmoer / Écrou carré à souder R49A

Thread Metric thread
Material Stainless steel A4



d_1	✉	Art.number	d_1	✉	Art.number	d_1	✉	Art.number
M5*	200	55178.050.001	M8	200	55178.080.001	M12*	200	55178.120.001
M6	200	55178.060.001	M10*	200	55178.100.001			

Weld nut with smooth flange

Lasmoer met gladde flens / Écrou à souder

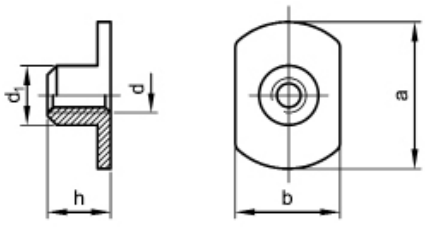

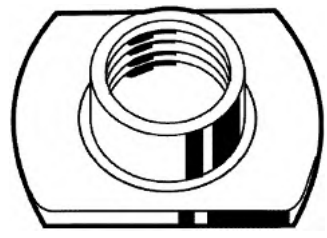

Technical Data

d x a	a	b	d_1 (min.)	h (min.)	P
M3X17	17	9	4.6	5	0.50
M4X17	17	9	4.9	5.8	0.70
M5X19	19	11	6.1	7.5	0.80
M6X19	19	11	7.1	7.5	1.00
M6X22	22	14	7.65	8.5	1.00
M8X22	22	14	9.15	8.5	1.25
M8X26	26	18	9.85	10.8	1.25
M10X26	26	18	11.65	10.5	1.50

Article groups

Thread	Material	Surface treatment	Code	Page
M	St.	Plain	14230	3-127
M	St.st. A2		51182	3-127

14230 **Weld nut with smooth flange / Lasmoer met gladde flens / Écrou à souder** **F01F**

Thread Metric thread
Material Steel
Surface treatment Plain



d x a	✉	Art.number	d x a	✉	Art.number	d x a	✉	Art.number
M4X17	1.000	14230.040.001	M6X19	1.000	14230.060.001	M8X26	1.000	14230.080.002
M5X19	1.000	14230.050.001	M8X22	1.000	14230.080.001	M10X26	500	14230.100.001

51182 **Weld nut with smooth flange / Lasmoer met gladde flens / Écrou à souder** **R09A**

Thread Metric thread
Material Stainless steel A2



d x a	✉	Art.number	d x a	✉	Art.number	d x a	✉	Art.number
M3X17*	100	51182.030.017	M6X19	100	51182.060.019	M8X26	100	51182.080.026
M4X17*	100	51182.040.017	M6X22	100	51182.060.022	M10X26*	100	51182.100.026
M5X19*	100	51182.050.019	M8X22*	100	51182.080.022			

Projection weld nut with flange

Puntlasmoer met flens / Écrou à souder par point

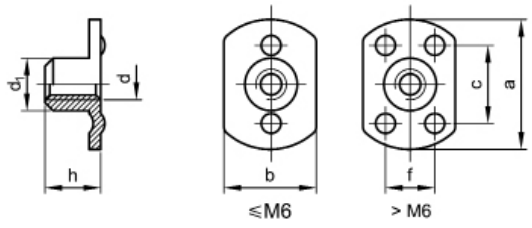



Technical Data

d x b x d_1 (min.)	a	c	f	h (min.)	Number of projections	P
M4x9x5.1	17	12	-	6	2	0.70
M4x9x5.5	17	12	-	6	2	0.70
M5x11x6.3	19	14	-	7.8	2	0.80
M5x11x6.5	19	14	-	7.5	2	0.80
M6x11x7.3	19	14	-	7.5	2	1.00
M6x14x7.5	22	14	-	8.5	2	1.00
M8x18x10.4	26	16	10	11	4	1.25
M8x18x9.7	26	16	10	11	4	1.25
M10x18x11.5	26	16	10	10.5	4	1.50
M10x18x11.9	26	16	10	10.5	4	1.50

Article groups

Thread	Material	Surface treatment	Code	Page
M	St.	Plain	14200	3-128
M	St.	ZPL	14210	3-128
M	St.st. A2		51183	3-128

14200 Projection weld nut with flange / Puntlasmoer met flens / Écrou à souder par point — F01F

Thread Metric thread
Material Steel
Surface treatment Plain

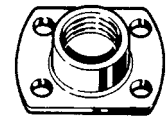

d x b x d_1 (min.)	✉	Art.number	d x b x d_1 (min.)	✉	Art.number	d x b x d_1 (min.)	✉	Art.number
M4X9X5,1	1.000	14200.040.001	M6X11X7,3	1.000	14200.060.001	M10X18X11,9	500	14200.100.001
M5X11X6,3	1.000	14200.050.001	M8X18X10,4	1.000	14200.080.001			

14210 Projection weld nut with flange / Puntlasmoer met flens / Écrou à souder par point — F01F

Thread Metric thread
Material Steel
Surface treatment Zinc plated

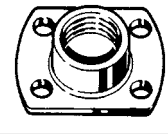

d x b x d_1 (min.)	✉	Art.number	d x b x d_1 (min.)	✉	Art.number	d x b x d_1 (min.)	✉	Art.number
M5X11X6,3	1.000	14210.050.001	M8X18X10,4	1.000	14210.080.001	M10X18X11,9	500	14210.100.001
M6X11X7,3	1.000	14210.060.001						

51183 Projection weld nut with flange / Puntlasmoer met flens / Écrou à souder par point — R09A

Thread Metric thread
Material Stainless steel A2

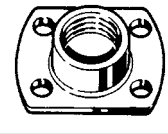

d x b x d_1 (min.)	✉	Art.number	d x b x d_1 (min.)	✉	Art.number	d x b x d_1 (min.)	✉	Art.number
M4X9X5,5	250	51183.040.001	M6X14X7,5	250	51183.060.001	M10X18X11,5	100	51183.100.001
M5X11X6,5	250	51183.050.001	M8X18X9,7	250	51183.080.001			

Hexagon wheel nut with flat collar MF

Zeskant flensmoer / Écrou hexagonal à embase MF

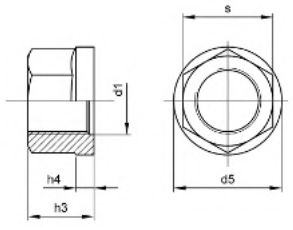

DIN 74361 B



Technical Data

d_1	d_5 (max.)	h_3	h_4 ≈	s
M14	27	15	3	19
M18	29	18	4	24
M20	34	20	5	27
M22	36	22	6	30

16212 Hexagon wheel nut with flat collar MF / Zeskant flensmoer / Écrou hexagonal à embase MF **F01A**

Thread Metric fine thread
Material Steel
Class 10
Surface treatment Plain



d_1 x P	✉	Art.number	d_1 x P	✉	Art.number	d_1 x P	✉	Art.number
M14X1,50*	100	16212.140.150	M20X1,50*	100	16212.200.150	M22X1,50*	100	16212.220.150
M18X1,50*	100	16212.180.150						

Hexagon wheelnut vibration proof

Zeskant wielmoer, trillingsbestendig / Écrou de roue anti-vibrations

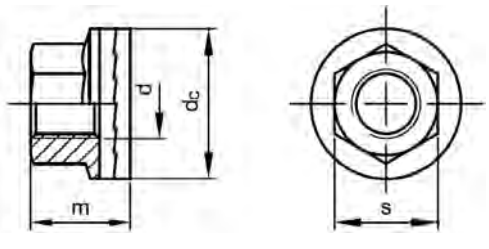

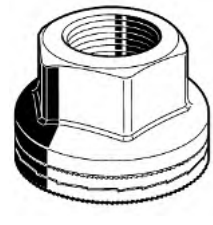

Technical Data

d x P	Clamp load	d_c	m	s	Tightening torque (Nm)
M22x1.5	≈ 160	46	27	32	550
7/8 - 11	≈ 170	46	27	32	650

Article groups

Thread	Driving features	Material	Class	Surface treatment	Code	Page
MEF	Hexagon	St.	10	Delta Pro	12479	3-129
BSF	Hexagon	St.	10	Delta Pro	12478	3-130

12479 NORD-LOCK Hexagon wheelnut vibration proof MEF / NORD-LOCK zeskant wielmoer trillingsbestendig MEF / NORD-LOCK Écrou de roue anti-vibrations MEF **NL2A**

Thread Metric extra fine thread
Material Steel
Class 10
Surface treatment Delta Protekt®



d x P	✉	Art.number
M22X1,5	20	12479.220.150

12478	NORD-LOCK Hexagon wheelnut vibration proof BSF / NORD-LOCK zeskant wielmoer trillingsbestendig BSF / NORD-LOCK Écrou de roue anti-vibrations BSF	NL2A

Thread British Standard Fine
Material Steel
Class 10
Surface treatment Delta Protekt®

NORD-LOCK

RoHS



d - TPI	✉	Art.number
7/8-11*	20	12478.087.001

Clamp nut

Beugelmoer / Écrou d'étrier pour fermetures

DIN 28129

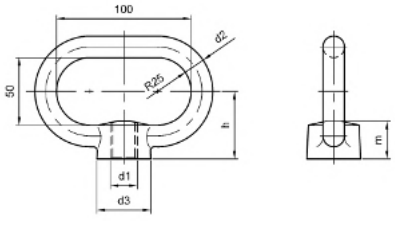



Technical Data

d_1	d_2 (max.)	d_3	h	m (js15)	P
M20	16	40	50	28	2.50
M24	18	45	55	32	3.00
M27	20	50	58	35	3.00

16837	Clamp nut / Beugelmoer / Écrou d'étrier pour fermetures	F11K

Thread Metric thread
Material Steel
Surface treatment Zinc plated

RoHS



d_1	✉	Art.number	d_1	✉	Art.number	d_1	✉	Art.number
M20	10	16837.200.001	M24*	5	16837.240.001	M27*	5	16837.270.001

Bow nut

Korfmoer / Écrou à anneau pour sangle

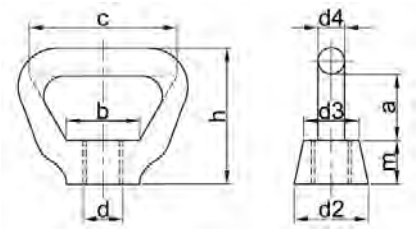

DIN 80704



Technical Data

a	a	b	c	d_2	d_3	d_4	h	m	P
M6 (≠DIN)	15	14	25	14	11.5	5	28	8	1.00
M8 (≠DIN)	20	18	32	18	15	6.5	36	10	1.25
M10 (≠DIN)	25	23	42	23	19	8	50	10	1.50
M12	27	27	48	24	20	10	52	15	1.75
M16	29	32	56	30	24	12	59	18	2.00
M20	32	36	64	36	28	13	66	21	2.50
M22 (≠DIN)	32	36	64	36	28	13	66	21	2.50
M24	36	45	75	45	36	14	75	25	3.00

Article groups

Thread	Material	Class	Code	Page
M	St.st. A4	50	55793	3-131
M	Br.		47793	3-131

55793 **Bow nut / Korfmoer / Écrou à anneau pour sangle** **R49A**

Thread Metric thread
Material Stainless steel A4
Class 50



d	✉	Art.number	d	✉	Art.number	d	✉	Art.number
M6 (≠DIN)*	10	55793.060.001	M12	5	55793.120.001	M20	5	55793.200.001
M8 (≠DIN)	10	55793.080.001	M16	5	55793.160.001	M24*	5	55793.240.001
M10 (≠DIN)	10	55793.100.001						

47793 **Bow nut / Korfmoer / Écrou à anneau pour sangle** **M11A**

Thread Metric thread
Material Brass



d	✉	Art.number	d	✉	Art.number	d	✉	Art.number
M6 (≠DIN)*	10	47793.060.001	M12*	10	47793.120.001	M22 (≠DIN)*	5	47793.220.001
M8 (≠DIN)*	10	47793.080.001	M16*	10	47793.160.001	M24*	5	47793.240.001
M10 (≠DIN)*	10	47793.100.001	M20*	5	47793.200.001			

Wing nut (Toggle nut)

Knevelmoer / Écrou à manettes

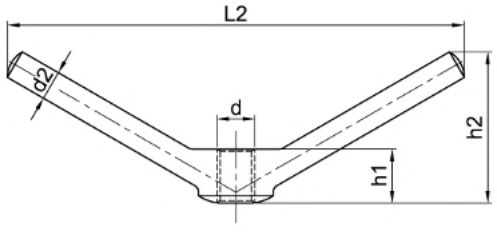

DIN **80701**



Technical Data

d	d_2	h_1	h_2	L_2	P
M16	16	25	75	240	2.00
M20	16	25	75	240	2.50
M24	16	25	75	240	3.00

Article groups

Thread	Material	Class	Code	Page
M	St.st. A4	70	55792	3-132
M	Br. CU2/CU3		47792	3-132

55792 **Wing nut (Toggle nut) / Knevelmoer / Écrou à manettes** **R49A**

Thread Metric thread
Material Stainless steel A4
Class 70



d	✉	Art.number	d	✉	Art.number	d	✉	Art.number
M16*	5	55792.160.001	M20*	5	55792.200.001	M24*	5	55792.240.001

47792 **Wing nut (Toggle nut) / Knevelmoer / Écrou à manettes** **M11A**

Thread Metric thread
Material Brass CU2/CU3



d	✉	Art.number	d	✉	Art.number	d	✉	Art.number
M16*	10	47792.160.001	M20*	5	47792.200.001	M24*	5	47792.240.001

Slotted countersunk nut

Verzonken moer met zaaggleuf / Écrou fraisé à fente

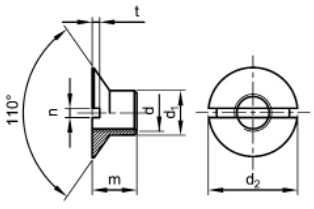

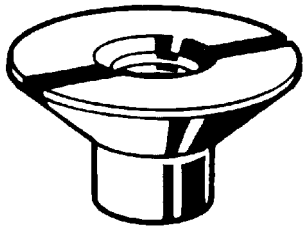

Technical Data

d	d_1	d_2	m	n	P	T
M3	4	10	6	1	0.50	1
M4	5	12	6	1	0.70	1
M5	6	14	7	2	0.80	1.5
M6	7	16	8	2	1.00	1.5
M8	9	20	10	2	1.25	1.5
M10	12	24	12	2.5	1.50	2

11560 **Slotted countersunk nut / Verzonken moer met zaaggleuf / Écrou fraisé à fente** **F01X**

Thread Metric thread
Material Free-cutting steel
Surface treatment Zinc plated



d	✉	Art.number	d	✉	Art.number	d	✉	Art.number
M3	250	11560.030.010	M5	250	11560.050.014	M8	250	11560.080.020
M4	250	11560.040.012	M6	250	11560.060.016	M10	250	11560.100.024

Pointed nut

Puntmoer / Écrou à pointe

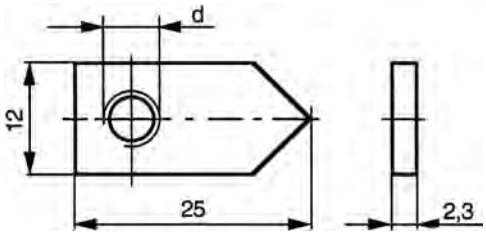



24700 **Pointed nut / Puntmoer / Écrou à pointe** **F01X**

Thread Metric thread
Material Steel
Surface treatment Zinc plated



d x P	✉	Art.number
M6X1	1.000	24700.060.001

Cage nut type SMG

Kooimoer type SMG / Écrou à pincer type SMG

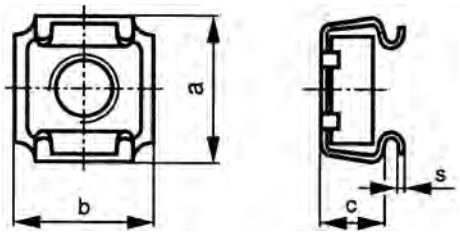



Technical Data

Type	a	b	c	For screw	g (tol. - 0,2mm)	Material thickness	r	s
M4-A	13.5	13.2	6	M4	9.5	0.7-1.6	0.5	0.5
M4-B	13.5	13.2	6	M4	9.5	1.7-2.7	0.5	0.5
M5-A	13.5	13.2	6	M5	9.5	0.7-1.6	0.5	0.5
M5-B	13.5	13.2	6	M5	9.5	1.7-2.7	0.5	0.5
M6-A	13.5	13.2	6	M6	9.5	0.7-1.6	0.5	0.5
M6-B	13.5	13.2	6	M6	9.5	1.7-2.7	0.5	0.5
M6-C	13.5	13.2	4.5	M6	9.5	1.7-2.7	0.5	0.5
M8-A	16.6	16	7.8	M8	12.3	1.0-1.7	0.5	0.6
M8-B	16.6	16	7.8	M8	12.3	1.8-3.2	0.5	0.6
M8-C	16.6	16	5.5	M8	12.3	1.8-3.2	0.5	0.6
M10-A	16.6	16	7.8	M10	12.3	1.0-1.7	0.5	0.6
M10-B	16.6	16	7.8	M10	12.3	1.8-3.2	0.5	0.6
M10-C	16.6	16	5.5	M10	12.3	1.8-3.2	0.5	0.6

Assembly data

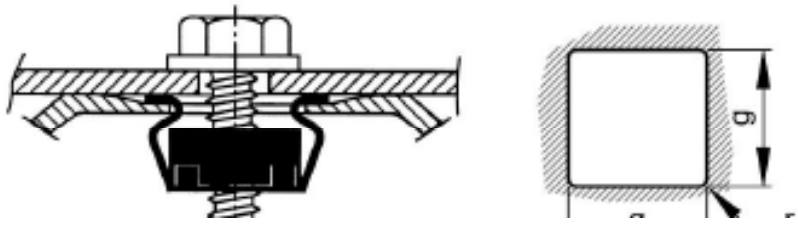

Article groups

Thread	Material	Surface treatment	Code	Page
M	Spring steel	ZPL	72350	3-134
M	St.st. A2		51128	3-134

72350 **Cage nut type SMG / Kooimoer type SMG / Écrou à pincer type SMG** **Y93A**

Thread Metric thread
Material Spring steel
Surface treatment Zinc plated



Type	✉	Art.number	Type	✉	Art.number	Type	✉	Art.number
M4 - A	25	72350.040.001	M6 - A	25	72350.060.001	M8 - B	25	72350.080.002
M4 - B	25	72350.040.002	M6 - B	25	72350.060.002	M10 - A	25	72350.100.001
M5 - A	25	72350.050.001	M8 - A	25	72350.080.001	M10 - B	25	72350.100.002
M5 - B	25	72350.050.002						

51128 **Cage nut type SMG / Kooimoer type SMG / Écrou à pincer type SMG** **R05A**

Thread Metric thread
Material Stainless steel A2



Type	✉	Art.number	Type	✉	Art.number	Type	✉	Art.number
M6 - C	500	51128.060.001	M8 - C	100	51128.080.001	M10 - C	100	51128.100.001

Jacknut

Blindspreidmoer / Écrou rapide Jacknut

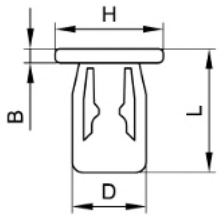



Technical Data

Type	4SJN	6SJN	8SJN
B	1.9	1.9	1.9
D	7.8	9.7	11.1
For nom. size	M4	M5	M6
H	11.9	13.5	15.9
Hole ø ≈	8.25	9.95	11.25
L	16.6	18.2	18.6
Material thickness (max.)	4.8	4.8	4.8
Material thickness (min.)	0.4	0.4	0.4
Pull-out force (kN)	1.4	2.8	4.7
Tightening torque (Nm)	1.3	2.2	3.4

Assembly sequence

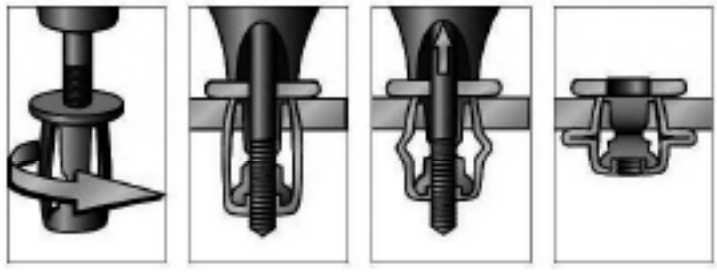

- Assembly data: values valid for 1,5mm steel plate

65411 Jacknut / Blindspreidmoer / Écrou rapide Jacknut N65B

Thread Metric thread
Material Steel
Surface treatment Zinc plated



Type	✉	Art.number	Type	✉	Art.number	Type	✉	Art.number
4SJN	100	65411.040.015	6SJN	100	65411.050.017	8SJN	100	65411.060.018

Hexagon nut UNC

Zeskantmoer UNC / Écrou hexagonal UNC

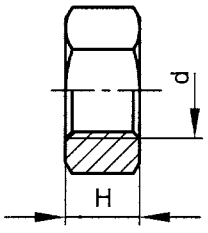

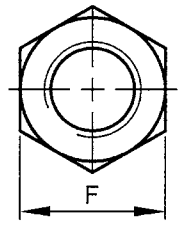

ASME **B18.2.2**
BS ≈1768



Technical Data

d	F	H	TPI
1/4	7/16	7/32	20
5/16	1/2	17/64	18
3/8	9/16	21/64	16
7/16	11/16	3/8	14
1/2	3/4	7/16	13
9/16	7/8	31/64	12
5/8	15/16	35/64	11

d	F	H	TPI
3/4	1.1/8	41/64	10
7/8	1.5/16	3/4	9
1 Inch	1.1/2	55/64	8
1.1/8	1.11/16	31/32	7
1.1/4	1.7/8	1.1/16	7
1.1/2	2.1/4	1.9/32	6

Article groups

Thread	Driving features	Material	Class	Surface treatment	Code	Page
UNC	Hexagon	St. SAE J995	Gr.2	Plain	U08100	3-136
UNC	Hexagon	St. SAE J995	Gr.2	ZPL	U08110	3-136
UNC	Hexagon	St. SAE J995	Gr.5	Plain	U01100	3-137
UNC	Hexagon	St. SAE J995	Gr.5	ZPL	U01300	3-137
UNC	Hexagon	St. SAE J995	Gr.8	Plain	U04120	3-137
UNC	Hexagon	St.st. ASTM F594 304	CW		U51080	3-137
UNC	Hexagon	St.st. ASTM F594 316	CW		U55080	3-137

U08100 Hexagon nut UNC / Zeskantmoer UNC / Écrou hexagonal UNC — X01A

Thread Unified National Coarse
Material Steel SAE J995
Class Gr.2
Surface treatment Plain



d - TPI	✉	Art.number	d - TPI	✉	Art.number	d - TPI	✉	Art.number
1/4-20	100	U08100.025.0001	9/16-12*	25	U08100.056.0001	1.-8	5	U08100.100.0001
5/16-18	100	U08100.031.0001	5/8-11	25	U08100.062.0001	1.1/8-7*	5	U08100.112.0001
3/8-16	100	U08100.037.0001	3/4-10	20	U08100.075.0001	1.1/4-7*	5	U08100.125.0001
7/16-14*	50	U08100.043.0001	7/8-9*	10	U08100.087.0001	1.1/2-6*	5	U08100.150.0001
1/2-13	50	U08100.050.0001						

U08110 Hexagon nut UNC / Zeskantmoer UNC / Écrou hexagonal UNC — X01A

Thread Unified National Coarse
Material Steel SAE J995
Class Gr.2
Surface treatment Zinc plated



d - TPI	✉	Art.number	d - TPI	✉	Art.number	d - TPI	✉	Art.number
1/4-20	100	U08110.025.0001	9/16-12*	25	U08110.056.0001	1.-8*	5	U08110.100.0001
5/16-18*	100	U08110.031.0001	5/8-11	25	U08110.062.0001	1.1/8-7*	5	U08110.112.0001
3/8-16*	100	U08110.037.0001	3/4-10*	20	U08110.075.0001	1.1/4-7*	5	U08110.125.0001
7/16-14*	50	U08110.043.0001	7/8-9*	10	U08110.087.0001	1.1/2-6*	5	U08110.150.0001
1/2-13	50	U08110.050.0001						

U01100 Hexagon nut UNC / Zeskantmoer UNC / Écrou hexagonal UNC — X01A

Thread Unified National Coarse
Material Steel SAE J995
Class Gr.5
Surface treatment Plain



d - TPI	✉	Art.number	d - TPI	✉	Art.number	d - TPI	✉	Art.number
1/4-20	100	U01100.025.0001	9/16-12	25	U01100.056.0001	1.-8	5	U01100.100.0001
5/16-18	100	U01100.031.0001	5/8-11	25	U01100.062.0001	1.1/8-7	5	U01100.112.0001
3/8-16	100	U01100.037.0001	3/4-10	20	U01100.075.0001	1.1/4-7	5	U01100.125.0001
7/16-14	50	U01100.043.0001	7/8-9	10	U01100.087.0001	1.1/2-6	5	U01100.150.0001
1/2-13	50	U01100.050.0001						

U01300 Hexagon nut UNC / Zeskantmoer UNC / Écrou hexagonal UNC — X01A

Thread Unified National Coarse
Material Steel SAE J995
Class Gr.5
Surface treatment Zinc plated



d - TPI	✉	Art.number	d - TPI	✉	Art.number	d - TPI	✉	Art.number
1/4-20	100	U01300.025.0001	9/16-12	25	U01300.056.0001	1.-8	5	U01300.100.0001
5/16-18	100	U01300.031.0001	5/8-11	25	U01300.062.0001	1.1/8-7	5	U01300.112.0001
3/8-16	100	U01300.037.0001	3/4-10	20	U01300.075.0001	1.1/4-7	5	U01300.125.0001
7/16-14	50	U01300.043.0001	7/8-9	10	U01300.087.0001	1.1/2-6	5	U01300.150.0001
1/2-13	50	U01300.050.0001						

U04120 Hexagon nut UNC / Zeskantmoer UNC / Écrou hexagonal UNC — X01A

Thread Unified National Coarse
Material Steel SAE J995
Class Gr.8
Surface treatment Plain



d - TPI	✉	Art.number	d - TPI	✉	Art.number	d - TPI	✉	Art.number
1/4-20	100	U04120.025.0001	9/16-12*	25	U04120.056.0001	1.-8*	5	U04120.100.0001
5/16-18	100	U04120.031.0001	5/8-11*	25	U04120.062.0001	1.1/8-7	5	U04120.112.0001
3/8-16	100	U04120.037.0001	3/4-10	20	U04120.075.0001	1.1/4-7*	5	U04120.125.0001
7/16-14*	50	U04120.043.0001	7/8-9	10	U04120.087.0001	1.1/2-6*	5	U04120.150.0001
1/2-13	50	U04120.050.0001						

U51080 Hexagon nut UNC / Zeskantmoer UNC / Écrou hexagonal UNC — X15A

Thread Unified National Coarse
Material Stainless steel ASTM F594 304
Class CW



d - TPI	✉	Art.number	d - TPI	✉	Art.number	d - TPI	✉	Art.number
1/4-20	50	U51080.025.0001	9/16-12*	25	U51080.056.0001	1.-8	5	U51080.100.0001
5/16-18	50	U51080.031.0001	5/8-11	25	U51080.062.0001	1.1/8-7*	5	U51080.112.0001
3/8-16	100	U51080.037.0001	3/4-10	20	U51080.075.0001	1.1/4-7*	5	U51080.125.0001
7/16-14	25	U51080.043.0001	7/8-9	5	U51080.087.0001	1.1/2-6*	5	U51080.150.0001
1/2-13	25	U51080.050.0001						

U55080 Hexagon nut UNC / Zeskantmoer UNC / Écrou hexagonal UNC — X15A

Thread Unified National Coarse
Material Stainless steel ASTM F594 316
Class CW



d - TPI	✉	Art.number	d - TPI	✉	Art.number	d - TPI	✉	Art.number
1/4-20	50	U55080.025.0001	9/16-12*	25	U55080.056.0001	1.-8	5	U55080.100.0001
5/16-18	50	U55080.031.0001	5/8-11	25	U55080.062.0001	1.1/8-7*	5	U55080.112.0001
3/8-16	50	U55080.037.0001	3/4-10	20	U55080.075.0001	1.1/4-7*	5	U55080.125.0001
7/16-14*	25	U55080.043.0001	7/8-9	5	U55080.087.0001	1.1/2-6*	5	U55080.150.0001
1/2-13	25	U55080.050.0001						

Heavy hexagon nut UNC

Zware zeskantmoer UNC / Écrou hexagonal série large UNC

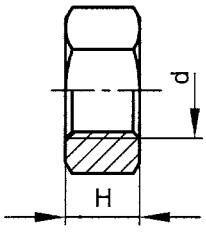

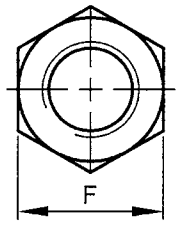

ASME **B18.2.2**
BS ≈1768



Technical Data

d	F	H	TPI
1/4	1/2	15/64	20
5/16	9/16	19/64	18
3/8	11/16	23/64	16
7/16	3/4	27/64	14
1/2	7/8	31/64	13
9/16	15/16	35/64	12
5/8	1.1/16	39/64	11

d	F	H	TPI
3/4	1.1/4	47/64	10
7/8	1.7/16	55/64	9
1 Inch	1.5/8	63/64	8
1.1/8	1.13/16	1.7/64	7
1.1/4	2 Inch	1.7/32	7
1.1/2	2.3/8	1.15/32	6

Article groups

Thread	Driving features	Material	Class	Code	Page
UNC	Hexagon	St.st. ASTM F594 304	CW	U51081	3-138
UNC	Hexagon	St.st. ASTM F594 316	CW	U55081	3-138

U51081 Heavy hexagon nut UNC / Zware zeskantmoer UNC / Écrou hexagonal série large UNC — X15A

Thread Unified National Coarse
Material Stainless steel ASTM F594 304
Class CW



d - TPI	✉	Art.number	d - TPI	✉	Art.number	d - TPI	✉	Art.number
1/4-20*	50	U51081.025.0001	9/16-12*	25	U51081.056.0001	1.-8*	5	U51081.100.0001
5/16-18*	50	U51081.031.0001	5/8-11*	25	U51081.062.0001	1.1/8-7*	5	U51081.112.0001
3/8-16*	50	U51081.037.0001	3/4-10*	20	U51081.075.0001	1.1/4-7*	5	U51081.125.0001
7/16-14*	25	U51081.043.0001	7/8-9*	5	U51081.087.0001	1.1/2-6*	5	U51081.150.0001
1/2-13*	25	U51081.050.0001						

U55081 Heavy hexagon nut UNC / Zware zeskantmoer UNC / Écrou hexagonal série large UNC — X15A

Thread Unified National Coarse
Material Stainless steel ASTM F594 316
Class CW



d - TPI	✉	Art.number	d - TPI	✉	Art.number	d - TPI	✉	Art.number
1/4-20*	50	U55081.025.0001	9/16-12*	25	U55081.056.0001	1.-8*	5	U55081.100.0001
5/16-18*	50	U55081.031.0001	5/8-11*	25	U55081.062.0001	1.1/8-7*	5	U55081.112.0001
3/8-16*	50	U55081.037.0001	3/4-10*	20	U55081.075.0001	1.1/4-7*	5	U55081.125.0001
7/16-14*	25	U55081.043.0001	7/8-9*	5	U55081.087.0001	1.1/2-6*	5	U55081.150.0001
1/2-13*	25	U55081.050.0001						

Hexagon nut UNF

Zeskantmoer UNF / Écrou hexagonal UNF

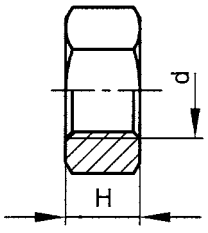

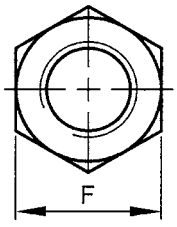

ASME **B18.2.2**
BS ≈1768



Technical Data

d	F	H	Threads per inch
1/4	7/16	7/32	28
5/16	1/2	17/64	24
3/8	9/16	21/64	24
7/16	11/16	3/8	20
1/2	3/4	7/16	20
9/16	7/8	31/64	18
5/8	15/16	35/64	18

d	F	H	Threads per inch
3/4	1.1/8	41/64	16
7/8	1.5/16	3/4	14
1 Inch-14G	1.1/2	55/64	14
1.1/8	1.11/16	31/32	12
1.1/4	1.7/8	1.1/16	12
1.1/2	2.1/4	1.9/32	12

Article groups

Thread	Driving features	Material	Class	Surface treatment	Code	Page
UNF	Hexagon	St. SAE J995	Gr.5	Plain	U01120	3-140
UNF	Hexagon	St. SAE J995	Gr.2	Plain	U08160	3-139
UNF	Hexagon	St. SAE J995	Gr.2	ZPL	U08161	3-139
UNF	Hexagon	St. SAE J995	Gr.5	ZPL	U01330	3-140
UNF	Hexagon	St. SAE J995	Gr.8	Plain	U04180	3-140
UNF	Hexagon	St. SAE J995	Gr.8	ZPL	U04162	3-140
UNF	Hexagon	St.st. ASTM F594 304	CW		U51160	3-140

U08160 Hexagon nut UNF / Zeskantmoer UNF / Écrou hexagonal UNF — X01A

Thread Unified National Fine
Material Steel SAE J995
Class Gr.2
Surface treatment Plain



d - TPI	✉	Art.number	d - TPI	✉	Art.number	d - TPI	✉	Art.number
1/4-28*	100	U08160.025.0002	9/16-18*	25	U08160.056.0002	1.-14*	5	U08160.100.0003
5/16-24*	100	U08160.031.0002	5/8-18*	25	U08160.062.0002	1.1/8-12*	5	U08160.112.0002
3/8-24*	100	U08160.037.0002	3/4-16*	20	U08160.075.0002	1.1/4-12*	5	U08160.125.0002
7/16-20*	50	U08160.043.0002	7/8-14*	10	U08160.087.0002	1.1/2-12*	5	U08160.150.0002
1/2-20*	50	U08160.050.0002						

U08161 Hexagon nut UNF / Zeskantmoer UNF / Écrou hexagonal UNF — X01A

Thread Unified National Fine
Material Steel SAE J995
Class Gr.2
Surface treatment Zinc plated



d - TPI	✉	Art.number	d - TPI	✉	Art.number	d - TPI	✉	Art.number
1/4-28	100	U08161.025.0002	9/16-18*	25	U08161.056.0002	1.-14*	5	U08161.100.0003
5/16-24	100	U08161.031.0002	5/8-18*	25	U08161.062.0002	1.1/8-12*	5	U08161.112.0002
3/8-24	100	U08161.037.0002	3/4-16*	20	U08161.075.0002	1.1/4-12*	5	U08161.125.0002
7/16-20	50	U08161.043.0002	7/8-14*	10	U08161.087.0002	1.1/2-12*	5	U08161.150.0002
1/2-20	50	U08161.050.0002						

U01120 Hexagon nut UNF / Zeskantmoer UNF / Écrou hexagonal UNF — X01A

Thread Unified National Fine
Material Steel SAE J995
Class Gr.5
Surface treatment Plain



d - TPI	✉	Art.number	d - TPI	✉	Art.number	d - TPI	✉	Art.number
1/4-28	100	U01120.025.0002	9/16-18	25	U01120.056.0002	1.-14	5	U01120.100.0003
5/16-24	100	U01120.031.0002	5/8-18	25	U01120.062.0002	1.1/8-12	5	U01120.112.0002
3/8-24	100	U01120.037.0002	3/4-16	20	U01120.075.0002	1.1/4-12	5	U01120.125.0002
7/16-20	50	U01120.043.0002	7/8-14	10	U01120.087.0002	1.1/2-12	5	U01120.150.0002
1/2-20	50	U01120.050.0002						

U01330 Hexagon nut UNF / Zeskantmoer UNF / Écrou hexagonal UNF — X01A

Thread Unified National Fine
Material Steel SAE J995
Class Gr.5
Surface treatment Zinc plated



d - TPI	✉	Art.number	d - TPI	✉	Art.number	d - TPI	✉	Art.number
1/4-28	100	U01330.025.0002	9/16-18	25	U01330.056.0002	1.-14	5	U01330.100.0003
5/16-24	100	U01330.031.0002	5/8-18	25	U01330.062.0002	1.1/8-12*	5	U01330.112.0002
3/8-24	100	U01330.037.0002	3/4-16	20	U01330.075.0002	1.1/4-12	5	U01330.125.0002
7/16-20	50	U01330.043.0002	7/8-14	10	U01330.087.0002	1.1/2-12*	5	U01330.150.0002
1/2-20	50	U01330.050.0002						

U04180 Hexagon nut UNF / Zeskantmoer UNF / Écrou hexagonal UNF — X01A

Thread Unified National Fine
Material Steel SAE J995
Class Gr.8
Surface treatment Plain



d - TPI	✉	Art.number	d - TPI	✉	Art.number	d - TPI	✉	Art.number
1/4-28	100	U04180.025.0002	9/16-18*	25	U04180.056.0002	1.-14	5	U04180.100.0003
5/16-24	100	U04180.031.0002	5/8-18	25	U04180.062.0002	1.1/8-12*	5	U04180.112.0002
3/8-24	100	U04180.037.0002	3/4-16	20	U04180.075.0002	1.1/4-12*	5	U04180.125.0002
7/16-20	50	U04180.043.0002	7/8-14*	10	U04180.087.0002	1.1/2-12	5	U04180.150.0002
1/2-20	50	U04180.050.0002						

U04162 Hexagon nut UNF / Zeskantmoer UNF / Écrou hexagonal UNF — X01A

Thread Unified National Fine
Material Steel SAE J995
Class Gr.8
Surface treatment Zinc plated



d - TPI	✉	Art.number	d - TPI	✉	Art.number	d - TPI	✉	Art.number
1/4-28*	100	U04162.025.0002	9/16-18*	25	U04162.056.0002	1.-14*	5	U04162.101.0002
5/16-24*	100	U04162.031.0002	5/8-18*	25	U04162.062.0002	1.1/8-12*	5	U04162.112.0002
3/8-24	100	U04162.037.0002	3/4-16*	20	U04162.075.0002	1.1/4-12*	5	U04162.125.0002
7/16-20*	50	U04162.043.0002	7/8-14*	10	U04162.087.0002	1.1/2-12*	5	U04162.150.0002
1/2-20*	50	U04162.050.0002						

U51160 Hexagon nut UNF / Zeskantmoer UNF / Écrou hexagonal UNF — X15A

Thread Unified National Fine
Material Stainless steel ASTM F594 304
Class CW



d - TPI	✉	Art.number	d - TPI	✉	Art.number	d - TPI	✉	Art.number
1/4-28	50	U51160.025.0002	9/16-18*	25	U51160.056.0002	1.-14*	5	U51160.101.0002
5/16-24	50	U51160.031.0002	5/8-18	25	U51160.062.0002	1.1/8-12*	5	U51160.112.0002
3/8-24	50	U51160.037.0002	3/4-16	20	U51160.075.0002	1.1/4-12*	5	U51160.125.0002
7/16-20	25	U51160.043.0002	7/8-14*	5	U51160.087.0002	1.1/2-12*	5	U51160.150.0002
1/2-20	25	U51160.050.0002						

Hexagon machine screw nut UNC, turned

Nummermoer gedraaid UNC / Écrou hexagonal de vis à métaux décolleté UNC

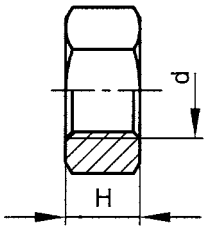

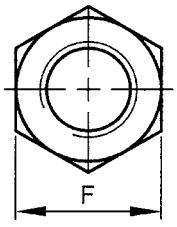

ASME B18.2.2



Technical Data

d	F	H	Threads per inch
#6	5/16	0.114	32
#8	11/32	0.130	32

d	F	H	Threads per inch
#10	3/8	0.130	24
#12	7/16	0.161	24

11740 Hexagon machine screw nut UNC, turned / Nummermoer gedraaid UNC / Écrou hexagonal de vis à métaux décolleté UNC X09A

Thread Unified National Coarse
Material Free-cutting steel
Class 6
Surface treatment Zinc plated



d	✉	Art.number	d	✉	Art.number	d	✉	Art.number
#6	250	11740.035.001	#8	250	11740.041.001	#10	250	11740.048.001

Hexagon machine screw nut UNC

Zeskantmoer UNC / Écrou hexagonal de vis à métaux UNC

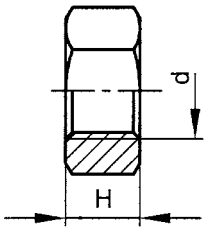

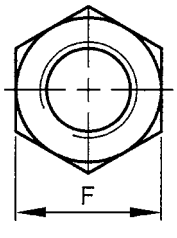

ASME B18.2.2



Technical Data

d	F	H	Threads per inch
#2	3/16	0.066	56
#4	1/4	0.098	40
#6	5/16	0.114	32
#8	11/32	0.130	32
#10	3/8	0.130	24

51086 Hexagon machine screw nut UNC / Zeskantmoer UNC / Écrou hexagonal de vis à métaux UNC X15A

Thread Unified National Coarse
Material Stainless steel ASTM F594 304
Class CW



d	✉	Art.number	d	✉	Art.number	d	✉	Art.number
#2	100	51086.021.001	#6	100	51086.035.001	#10	100	51086.048.001
#4	100	51086.028.001	#8	100	51086.041.001			

Hexagon machine screw nut UNF

Nummermoer gedraaid UNF / Écrou hexagonal de vis à métaux décolleté UNF

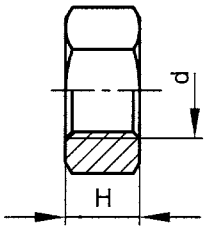

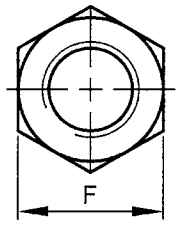

ASME B18.2.2



Technical Data

d	F	H (max.)	Threads per inch
#4	1/4	0.098	48
#5	5/16	0.114	44
#6	5/16	0.114	40

d	F	H (max.)	Threads per inch
#8	11/32	0.130	36
#10	3/8	0.130	32

Article groups

Thread	Driving features	Material	Class	Surface treatment	Code	Page
UNF	Hexagon	St. SAE J995	Gr.2	ZPL	11750	3-142
UNF	Hexagon	Br. CU2/CU3			47170	3-142

11750 Hexagon machine screw nut UNF / Nummermoer gedraaid UNF / Écrou hexagonal de vis à métaux décolleté UNF X09A

Thread Unified National Fine
Material Steel SAE J995
Class Gr.2
Surface treatment Zinc plated



d	✉	Art.number	d	✉	Art.number	d	✉	Art.number
#4	250	11750.028.001	#8	250	11750.041.001	#10	250	11750.048.001

47170 Hexagon machine screw nut UNF / Nummermoer gedraaid UNF / Écrou hexagonal de vis à métaux décolleté UNF X09A

Thread Unified National Fine
Material Brass CU2/CU3



d	✉	Art.number	d	✉	Art.number
#6-40	250	47170.035.001	#10-32	100	47170.048.001

Hexagon jam nut, turned, UNC

Lage zeskantmoer UNC, gedraaid / Écrou hexagonal bas, décolleté, UNC

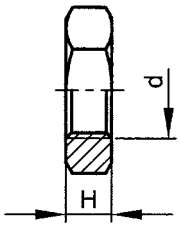

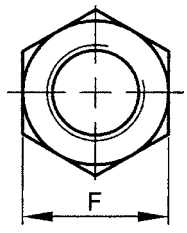

ASME ≈B18.2.2



Technical Data

d	F	H (max.)	Threads per inch	d	F	H (max.)	Threads per inch
1/4	7/16	0.163	20	3/4	1.1/8	0.446	10
5/16	1/2	0.195	18	7/8	1.5/16	0.510	9
3/8	9/16	0.227	16	1 Inch	1.1/2	0.575	8
7/16	11/16	0.260	14	1.1/8	1.11/16	0.639	7
1/2	3/4	0.323	13	1.1/4	1.7/8	0.751	7
5/8	15/16	0.387	11	1.1/2	2.1/4	0.880	6

11840 Hexagon jam nut, turned, UNC / Lage zeskantmoer UNC, gedraaid / Écrou hexagonal bas, décolleté, UNC X09A

Thread Unified National Coarse
Material Free-cutting steel
Class 04
Surface treatment Zinc plated



d	✉	Art.number	d	✉	Art.number	d	✉	Art.number
1/4	250	11840.063.001	1/2	100	11840.127.001	1 Inch	25	11840.254.001
5/16	250	11840.079.001	5/8	100	11840.158.001	1.1/8	10	11840.285.001
3/8	250	11840.096.001	3/4	50	11840.191.001	1.1/4	10	11840.317.001
7/16	100	11840.111.001						

Hexagon jam nut UNC

Lage zeskantmoer UNC / Écrou hexagonal bas, UNC

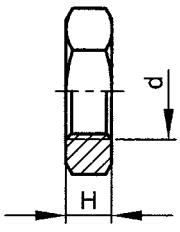

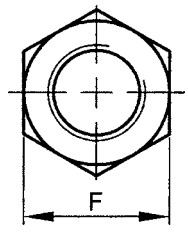

ASME B18.2.2



Technical Data

d	F (max.)	H (max.)	TPI
1/4	0.438	0.163	20
5/16	0.500	0.195	18
3/8	0.563	0.227	16
7/16	0.688	0.260	14
1/2	0.750	0.323	13
9/16	0.875	0.324	12
5/8	0.938	0.387	11
3/4	1.125	0.446	10
7/8	1.312	0.510	9
1 Inch	1.500	0.575	8
1.1/8	1.688	0.639	7
1.1/4	1.875	0.751	7
1.1/2	2.250	0.880	6

Article groups

Thread	Driving features	Material	Class	Surface treatment	Code	Page
UNC	Hexagon	St. ASTM A563	Gr.A	Plain	U11060	3-144
UNC	Hexagon	St. ASTM A563	Gr.A	ZPL	U11360	3-144
UNC	Hexagon	St. SAE J995	Gr.5	Plain	U11061	3-145
UNC	Hexagon	St. SAE J995	Gr.5	ZPL	U11361	3-145
UNC	Hexagon	St. SAE J995	Gr.8	ZPL	U11362	3-145
UNC	Hexagon	St.st. ASTM F594 304	CW		U51090	3-145
UNC	Hexagon	St.st. ASTM F594 316	CW		U55090	3-145

U11060 Hexagon jam nut UNC / Lage zeskantmoer UNC / Écrou hexagonal bas, UNC — X01A

Thread Unified National Coarse
Material Steel ASTM A563
Class Gr.A
Surface treatment Plain



d - TPI	✉	Art.number	d - TPI	✉	Art.number	d - TPI	✉	Art.number
1/4-20*	100	U11060.025.0001	9/16-12*	10	U11060.056.0001	1.-8*	5	U11060.100.0001
5/16-18*	100	U11060.031.0001	5/8-11*	10	U11060.062.0001	1.1/8-7*	1	U11060.112.0001
3/8-16*	100	U11060.037.0001	3/4-10*	10	U11060.075.0001	1.1/4-7*	1	U11060.125.0001
7/16-14*	50	U11060.043.0001	7/8-9*	5	U11060.087.0001	1.1/2-6*	1	U11060.150.0001
1/2-13*	50	U11060.050.0001						

U11360 Hexagon jam nut UNC / Lage zeskantmoer UNC / Écrou hexagonal bas, UNC — X01A

Thread Unified National Coarse
Material Steel ASTM A563
Class Gr.A
Surface treatment Zinc plated



d - TPI	✉	Art.number	d - TPI	✉	Art.number	d - TPI	✉	Art.number
1/4-20*	100	U11360.025.0001	9/16-12*	10	U11360.056.0001	1.-8*	5	U11360.100.0001
5/16-18*	100	U11360.031.0001	5/8-11*	10	U11360.062.0001	1.1/8-7*	1	U11360.112.0001
3/8-16*	100	U11360.037.0001	3/4-10*	10	U11360.075.0001	1.1/4-7*	1	U11360.125.0001
7/16-14*	50	U11360.043.0001	7/8-9*	5	U11360.087.0001	1.1/2-6*	1	U11360.150.0001
1/2-13*	50	U11360.050.0001						

U11061 Hexagon jam nut UNC / Lage zeskantmoer UNC / Écrou hexagonal bas, UNC — X01A

Thread Unified National Coarse
Material Steel SAE J995
Class Gr.5
Surface treatment Plain



d - TPI	✉	Art.number	d - TPI	✉	Art.number	d - TPI	✉	Art.number
1/4-20*	50	U11061.025.0001	9/16-12*	5	U11061.056.0001	1.-8*	1	U11061.100.0001
5/16-18*	50	U11061.031.0001	5/8-11*	5	U11061.062.0001	1.1/8-7*	1	U11061.112.0001
3/8-16*	50	U11061.037.0001	3/4-10*	5	U11061.075.0001	1.1/4-7*	1	U11061.125.0001
1/2-13*	25	U11061.050.0001	7/8-9*	1	U11061.087.0001	1.1/2-6*	1	U11061.150.0001

U11361 Hexagon jam nut UNC / Lage zeskantmoer UNC / Écrou hexagonal bas, UNC — X01A

Thread Unified National Coarse
Material Steel SAE J995
Class Gr.5
Surface treatment Zinc plated



d - TPI	✉	Art.number	d - TPI	✉	Art.number	d - TPI	✉	Art.number
1/4-20*	50	U11361.025.0001	9/16-12*	5	U11361.056.0001	1.-8*	1	U11361.100.0001
5/16-18*	50	U11361.031.0001	5/8-11*	5	U11361.062.0001	1.1/8-7*	1	U11361.112.0001
3/8-16*	50	U11361.037.0001	3/4-10*	5	U11361.075.0001	1.1/4-7*	1	U11361.125.0001
1/2-13*	25	U11361.050.0001	7/8-9*	1	U11361.087.0001	1.1/2-6*	1	U11361.150.0001

U11362 Hexagon jam nut UNC / Lage zeskantmoer UNC / Écrou hexagonal bas, UNC — X01A

Thread Unified National Coarse
Material Steel SAE J995
Class Gr.8
Surface treatment Zinc plated



d - TPI	✉	Art.number	d - TPI	✉	Art.number	d - TPI	✉	Art.number
1/4-20*	25	U11362.025.0001	5/8-11*	5	U11362.062.0001	1.1/8-7*	1	U11362.112.0001
5/16-18*	25	U11362.031.0001	3/4-10*	1	U11362.075.0001	1.1/4-7*	1	U11362.125.0001
3/8-16*	25	U11362.037.0001	7/8-9*	1	U11362.087.0001	1.1/2-6*	1	U11362.150.0001
1/2-13*	10	U11362.050.0001	1.-8*	1	U11362.100.0001			

U51090 Hexagon jam nut UNC / Lage zeskantmoer UNC / Écrou hexagonal bas, UNC — X15A

Thread Unified National Coarse
Material Stainless steel ASTM F594 304
Class CW



d - TPI	✉	Art.number	d - TPI	✉	Art.number	d - TPI	✉	Art.number
1/4-20*	100	U51090.025.0001	9/16-12*	10	U51090.056.0001	1.-8*	5	U51090.100.0001
5/16-18*	100	U51090.031.0001	5/8-11*	10	U51090.062.0001	1.1/8-7*	1	U51090.112.0001
3/8-16*	100	U51090.037.0001	3/4-10*	10	U51090.075.0001	1.1/4-7*	1	U51090.125.0001
7/16-14*	50	U51090.043.0001	7/8-9*	5	U51090.087.0001	1.1/2-6*	1	U51090.150.0001
1/2-13*	50	U51090.050.0001						

U55090 Hexagon jam nut UNC / Lage zeskantmoer UNC / Écrou hexagonal bas, UNC — X15A

Thread Unified National Coarse
Material Stainless steel ASTM F594 316
Class CW



d - TPI	✉	Art.number	d - TPI	✉	Art.number	d - TPI	✉	Art.number
1/4-20*	25	U55090.025.0001	1/2-13*	10	U55090.050.0001	1.-8*	1	U55090.100.0001
5/16-18*	25	U55090.031.0001	5/8-11*	5	U55090.062.0001	1.1/8-7*	1	U55090.112.0001
3/8-16*	25	U55090.037.0001	3/4-10*	5	U55090.075.0001	1.1/4-7*	1	U55090.125.0001
7/16-14*	10	U55090.043.0001	7/8-9*	1	U55090.087.0001	1.1/2-6*	1	U55090.150.0001

Hexagonal jam nut, turned, UNF

Lage zeskantmoer UNF, gedraaid / Écrou hexagonal bas, décolleté, UNF

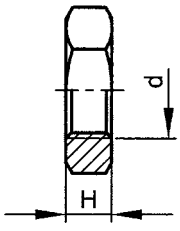

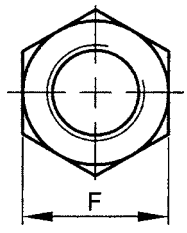

ASME B18.2.2



Technical Data

d	F	H (max.)	Threads per inch	d	F	H (max.)	Threads per inch
1/4	7/16	0.163	28	3/4	1.1/8	0.446	16
5/16	1/2	0.195	24	7/8	1.5/16	0.510	14
3/8	9/16	0.227	24	1 Inch	1.1/2	0.575	14
7/16	11/16	0.260	20	1.1/8	1.11/16	0.639	12
1/2	3/4	0.323	20	1.1/4	1.7/8	0.751	12
9/16	7/8	0.324	18	1.3/8	2.1/16	0.815	12
5/8	15/16	0.387	18	1.1/2	2.1/4	0.880	12

11860 **Hexagonal jam nut, turned, UNF / Lage zeskantmoer UNF, gedraaid / Écrou hexagonal bas, décolleté, UNF** **X09A**

Thread Unified National Fine
Material Free-cutting steel
Class 04
Surface treatment Zinc plated



d	✉	Art.number	d	✉	Art.number	d	✉	Art.number
1/4	250	11860.063.001	1/2	100	11860.127.001	1-14G	25	11860.256.001
5/16	250	11860.079.001	5/8	100	11860.158.001	1.1/4	10	11860.317.001
3/8	250	11860.096.001	3/4	50	11860.191.001	1.3/8	5	11860.349.001
7/16	100	11860.111.001	7/8	25	11860.222.001	1.1/2	5	11860.381.001

Hexagon jam nut UNF

Lage zeskantmoer UNF / Écrou hexagonal bas, UNF

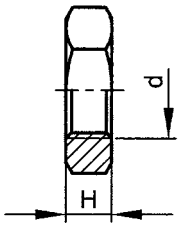

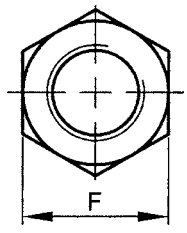

ASME B18.2.2



Technical Data

d	F (max.)	H	TPI
1/4	0.438	0.163	28
5/16	0.500	0.195	24
3/8	0.563	0.227	24
7/16	0.688	0.260	20
1/2	0.750	0.323	20
9/16	0.875	0.324	18
5/8	0.938	0.387	18
3/4	1.125	0.446	16
7/8	1.312	0.510	14
1 Inch	1.500	0.575	14
1.1/8	1.688	0.639	12
1.1/4	1.875	0.751	12
1.1/2	2.250	0.880	12

Article groups

Thread	Driving features	Material	Class	Surface treatment	Code	Page
UNF	Hexagon	St. ASTM A563	Gr.A	Plain	U11070	3-147
UNF	Hexagon	St. ASTM A563	Gr.A	ZPL	U11380	3-147
UNF	Hexagon	St. SAE J995	Gr.5	Plain	U11071	3-148
UNF	Hexagon	St. SAE J995	Gr.5	ZPL	U11072	3-148
UNF	Hexagon	St. SAE J995	Gr.8	ZPL	U11374	3-148

U11070 Hexagon jam nut UNF / Lage zeskantmoer UNF / Écrou hexagonal bas, UNF — X01A

Thread Unified National Fine
Material Steel ASTM A563
Class Gr.A
Surface treatment Plain



d - TPI	✉	Art.number	d - TPI	✉	Art.number	d - TPI	✉	Art.number
1/4-28*	100	U11070.025.0001	9/16-18*	10	U11070.056.0001	1.-14*	5	U11070.100.0001
5/16-24*	100	U11070.031.0001	5/8-18*	10	U11070.062.0001	1.1/8-12*	1	U11070.112.0001
3/8-24*	100	U11070.037.0001	3/4-16*	10	U11070.075.0001	1.1/4-12*	1	U11070.125.0001
7/16-20*	50	U11070.043.0001	7/8-14*	5	U11070.087.0001	1.1/2-12*	1	U11070.150.0001
1/2-20*	50	U11070.050.0001						

U11380 Hexagon jam nut UNF / Lage zeskantmoer UNF / Écrou hexagonal bas, UNF — X01A

Thread Unified National Fine
Material Steel ASTM A563
Class Gr.A
Surface treatment Zinc plated



d - TPI	✉	Art.number	d - TPI	✉	Art.number	d - TPI	✉	Art.number
1/4-28*	100	U11380.025.0001	9/16-18*	10	U11380.056.0001	1.-14*	5	U11380.100.0001
5/16-24*	100	U11380.031.0001	5/8-18*	10	U11380.062.0001	1.1/8-12*	1	U11380.112.0001
3/8-24*	100	U11380.037.0001	3/4-16*	10	U11380.075.0001	1.1/4-12*	1	U11380.125.0001
7/16-20*	50	U11380.043.0001	7/8-14*	5	U11380.087.0001	1.1/2-12*	1	U11380.150.0001
1/2-20*	50	U11380.050.0001						

U11071 Hexagon jam nut UNF / Lage zeskantmoer UNF / Écrou hexagonal bas, UNF — X01A

Thread Unified National Fine
Material Steel SAE J995
Class Gr.5
Surface treatment Plain



d - TPI	✉	Art.number	d - TPI	✉	Art.number	d - TPI	✉	Art.number
1/4-28*	50	U11071.025.0001	9/16-18*	5	U11071.056.0001	1.-14*	1	U11071.100.0001
5/16-24*	50	U11071.031.0001	5/8-18*	5	U11071.062.0001	1.1/8-12*	1	U11071.112.0001
3/8-24*	50	U11071.037.0001	3/4-16*	5	U11071.075.0001	1.1/4-12*	1	U11071.125.0001
1/2-20*	25	U11071.050.0001	7/8-14*	1	U11071.087.0001	1.1/2-12*	1	U11071.150.0001

U11072 Hexagon jam nut UNF / Lage zeskantmoer UNF / Écrou hexagonal bas, UNF — X01A

Thread Unified National Fine
Material Steel SAE J995
Class Gr.5
Surface treatment Zinc plated



d - TPI	✉	Art.number	d - TPI	✉	Art.number	d - TPI	✉	Art.number
1/4-28*	50	U11072.025.0001	9/16-18*	5	U11072.056.0001	1.-14*	1	U11072.100.0001
5/16-24*	50	U11072.031.0001	5/8-18*	5	U11072.062.0001	1.1/8-12*	1	U11072.112.0001
3/8-24*	50	U11072.037.0001	3/4-16*	5	U11072.075.0001	1.1/4-12*	1	U11072.125.0001
1/2-20*	25	U11072.050.0001	7/8-14*	1	U11072.087.0001	1.1/2-12*	1	U11072.150.0001

U11374 Hexagon jam nut UNF / Lage zeskantmoer UNF / Écrou hexagonal bas, UNF — X01A

Thread Unified National Fine
Material Steel SAE J995
Class Gr.8
Surface treatment Zinc plated



d - TPI	✉	Art.number	d - TPI	✉	Art.number	d - TPI	✉	Art.number
1/4-28*	25	U11374.025.0001	5/8-18*	5	U11374.062.0001	1.1/8-12*	1	U11374.112.0001
5/16-24*	25	U11374.031.0001	3/4-16*	1	U11374.075.0001	1.1/4-12*	1	U11374.125.0001
3/8-24*	25	U11374.037.0001	7/8-14*	1	U11374.087.0001	1.1/2-12*	1	U11374.150.0001
1/2-20*	10	U11374.050.0001	1.-14*	1	U11374.100.0001			

Heavy hexagon jam nut UNC

Lage zeskantmoer, zware uitvoering, UNC / Écrou hexagonal bas, série large UNC

ASME B18.2.2

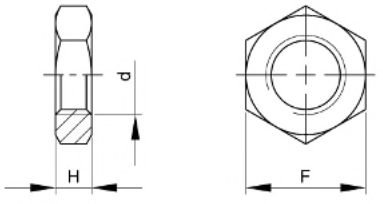



Technical Data

d	F	H	TPI
1/4	1/2	11/64	20
5/16	9/16	13/64	18
3/8	11/16	15/64	16
7/16	3/4	17/64	14
1/2	7/8	19/64	13
9/16	15/16	21/64	12
5/8	1.1/16	23/64	11
3/4	1.1/4	27/64	10
7/8	1.7/16	31/64	9
1 Inch	1.5/8	39/64	8
1.1/8	1.13/16	39/64	7
1.1/4	2	23/32	7
1.1/2	2.3/8	27/32	6

Article groups

Thread	Driving features	Material	Class	Surface treatment	Code	Page
UNC	Hexagon	St. ASTM A563	Gr.A	Plain	U11390	3-149
UNC	Hexagon	St. ASTM A563	Gr.A	ZPL	U11391	3-149
UNC	Hexagon	St.st. ASTM F594 304	CW		U51091	3-150

U11390 Heavy hexagon jam nut UNC / Lage zeskantmoer, zware uitvoering, UNC / Écrou hexagonal bas, série large UNC X01A

Thread Unified National Coarse
Material Steel ASTM A563
Class Gr.A
Surface treatment Plain



d - TPI	✉	Art.number	d - TPI	✉	Art.number	d - TPI	✉	Art.number
1/4-20*	100	U11390.025.0001	1/2-13*	50	U11390.050.0001	1.-8*	5	U11390.100.0001
5/16-18*	100	U11390.031.0001	5/8-11*	10	U11390.062.0001	1.1/8-7*	1	U11390.112.0001
3/8-16*	100	U11390.037.0001	3/4-10*	10	U11390.075.0001	1.1/4-7*	1	U11390.125.0001
7/16-14*	50	U11390.043.0001	7/8-9*	5	U11390.087.0001	1.1/2-6*	1	U11390.150.0001

U11391 Heavy hexagon jam nut UNC / Lage zeskantmoer, zware uitvoering, UNC / Écrou hexagonal bas, série large UNC X01A

Thread Unified National Coarse
Material Steel ASTM A563
Class Gr.A
Surface treatment Zinc plated



d - TPI	✉	Art.number	d - TPI	✉	Art.number	d - TPI	✉	Art.number
1/4-20*	100	U11391.025.0001	1/2-13*	50	U11391.050.0001	1.-8*	5	U11391.100.0001
5/16-18*	100	U11391.031.0001	5/8-11*	10	U11391.062.0001	1.1/8-7*	1	U11391.112.0001
3/8-16*	100	U11391.037.0001	3/4-10*	10	U11391.075.0001	1.1/4-7*	1	U11391.125.0001
7/16-14*	50	U11391.043.0001	7/8-9*	5	U11391.087.0001	1.1/2-6*	1	U11391.150.0001

U51091 **Heavy hexagon jam nut UNC / Lage zeskantmoer, zware uitvoering, UNC / Écrou hexagonal bas, série large UNC** **X15A**

Thread Unified National Coarse
Material Stainless steel ASTM F594 304
Class CW



d - TPI	✉	Art.number	d - TPI	✉	Art.number	d - TPI	✉	Art.number
1/4-20*	50	U51091.025.0001	9/16-12*	5	U51091.056.0001	1.-8*	1	U51091.100.0001
5/16-18*	50	U51091.031.0001	5/8-11*	5	U51091.062.0001	1.1/8-7*	1	U51091.112.0001
3/8-16*	50	U51091.037.0001	3/4-10*	5	U51091.075.0001	1.1/4-7*	1	U51091.125.0001
1/2-13*	25	U51091.050.0001	7/8-9*	1	U51091.087.0001	1.1/2-6*	1	U51091.150.0001

3

Hexagon high nut UNF

Hoge zeskant moer UNF / Écrou hexagonal haut UNF

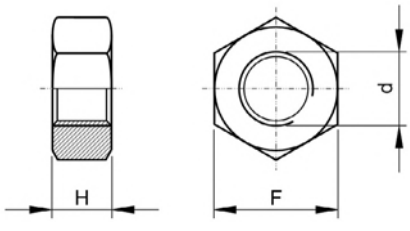

SAE **J482**



Technical Data

d	F (max.)	H (max.)	TPI
3/8	0.562	0.509	24
7/16	0.687	0.619	20
1/2	0.750	0.667	20
9/16	0.875	0.778	18
5/8	0.937	0.857	18
3/4	1.125	1.015	16
7/8	1.312	1.172	14
1 Inch	1.500	1.330	14
1.1/8	1.687	1.520	12
1.1/4	1.875	1.710	12

Article groups

Thread	Driving features	Material	Class	Surface treatment	Code	Page
UNF	Hexagon	St. SAE J995	Gr.5	Plain	U11090	3-150
UNF	Hexagon	St. SAE J995	Gr.8	Plain	U11095	3-150

U11090 **Hexagon high nut UNF / Hoge zeskant moer UNF / Écrou hexagonal haut UNF** **X01A**

Thread Unified National Fine
Material Steel SAE J995
Class Gr.5
Surface treatment Plain



d - TPI	✉	Art.number	d - TPI	✉	Art.number	d - TPI	✉	Art.number
3/8-24*	25	U11090.037.0001	9/16-18*	10	U11090.056.0001	7/8-14*	5	U11090.087.0001
7/16-20*	25	U11090.043.0001	5/8-18*	10	U11090.062.0001	1.-14*	1	U11090.100.0001
1/2-20*	25	U11090.050.0001	3/4-16*	5	U11090.075.0001	1.1/4-12*	1	U11090.125.0001

U11095 **Hexagon high nut UNF / Hoge zeskant moer UNF / Écrou hexagonal haut UNF** **X01A**

Thread Unified National Fine
Material Steel SAE J995
Class Gr.8
Surface treatment Plain



d - TPI	✉	Art.number	d - TPI	✉	Art.number	d - TPI	✉	Art.number
3/8-24*	25	U11095.037.0001	5/8-18*	10	U11095.062.0001	1.-14*	1	U11095.100.0001
7/16-20*	25	U11095.043.0001	3/4-16*	5	U11095.075.0001	1.1/8-12*	1	U11095.112.0001
1/2-20*	25	U11095.050.0001	7/8-14*	5	U11095.087.0001	1.1/4-12*	1	U11095.125.0001
9/16-18*	10	U11095.056.0001						

Hex coupling nut UNC

Zeskant verbindingsmoer UNC / Écrou hexagonal de jonction UNC

ASME B18.2.2

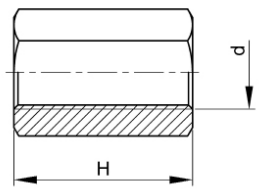

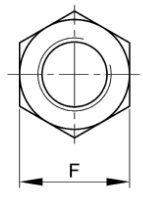



Technical Data

d	F	H	TPI
#8	5/16	5/8	32
#10	5/16	3/4	24
1/4	7/16	1.3/4	20
5/16	1/2	1.3/4	18
3/8	9/16	1.3/4	16
7/16	5/8	1.3/4	14
1/2	11/16	1.3/4	13
5/8	13/16	2.1/8	11
3/4	1	2.1/4	10
7/8	1.1/4	2.1/2	9
1 Inch	1.3/8	2.3/4	8
1.1.8	1.1/2	3	7
1.1/4	1.5/8	3	7
1.1/2	2	3.1/2	6

Article groups

Thread	Driving features	Material	Class	Surface treatment	Code	Page
UNC	Hexagon	St. ASTM A563	Gr.A	ZPL	U11400	3-151
UNC	Hexagon	St.st. ASTM F594 304	CW		U51106	3-151

U11400 Hex coupling nut UNC / Zeskant verbindingsmoer UNC / Écrou hexagonal de jonction UNC X01A

Thread Unified National Coarse
Material Carbon steel ASTM A563
Class Gr.A
Surface treatment Zinc plated



d x H	✉	Art.number	d x H	✉	Art.number	d x H	✉	Art.number
#10X3/4*	10	U11400.019.0075	7/16X1.3/4*	10	U11400.043.0175	7/8X2.1/2*	2	U11400.087.0250
1/4X1.3/4*	10	U11400.025.0175	1/2X1.3/4*	10	U11400.050.0175	1.X2.3/4*	2	U11400.100.0275
5/16X1.3/4*	10	U11400.031.0175	5/8X2.1/8*	2	U11400.062.0212	1.1/8X3 Inch*	1	U11400.112.0300
3/8X1.3/4*	10	U11400.037.0175	3/4X2.1/4*	2	U11400.075.0225	1.1/4X3 Inch*	1	U11400.125.0300

U51106 Hex coupling nut UNC / Zeskant verbindingsmoer UNC / Écrou hexagonal de jonction UNC X15A

Thread Unified National Coarse
Material Stainless steel ASTM F594 304
Class CW



d x H	✉	Art.number	d x H	✉	Art.number	d x H	✉	Art.number
#10X3/4*	5	U51106.019.0075	1/2X1.3/4*	5	U51106.050.0175	7/8X2.1/2*	1	U51106.087.0250
1/4X1.3/4*	5	U51106.025.0175	5/8X2.1/8*	2	U51106.062.0212	1.X2.3/4*	1	U51106.100.0275
5/16X1.3/4*	5	U51106.031.0175	3/4X2.1/4*	2	U51106.075.0225	1.1/4X3 Inch*	1	U51106.125.0300
3/8X1.3/4*	5	U51106.037.0175						

Prevailing torque type hexagon nut with non-metallic insert, style NM/NE, UNC

Zelfborgende zeskantmoer met kunststof ring, type NM/NE UNC / Écrou hexagonal autofreiné à anneau non métallique, style NM/NE, UNC

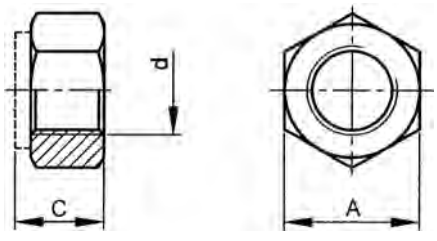

ASME B18.16.6



Technical Data

d	A	C	Threads per inch	d	A	C	Threads per inch
#2	0.251	0.153	56	7/16	0.627	0.468	14
#3	0.251	0.153	48	1/2	0.752	0.609	13
#4	0.251	0.153	40	9/16	0.877	0.656	12
#5	0.251	0.153	40	5/8	0.940	0.765	11
#6	0.313	0.188	32	3/4	1.064	0.890	10
#8	0.345	0.239	32	7/8	1.252	0.999	9
#10	0.376	0.249	24	1 Inch	1.440	1.078	8
1/4	0.439	0.328	20	1.1/8	1.627	1.203	7
5/16	0.502	0.359	18	1.1/4	1.815	1.422	7
3/8	0.564	0.468	16	1.1/2	2.197	1.640	6

- Number thread diameters (#) are style NM lock nuts, other diameters are style NE lock nuts.

Article groups

Thread	Driving features	Material	Class	Surface treatment	Code	Page
UNC	Hexagon	St. ASME B18.16.6	Gr.N2	ZPL	U12300	3-152
UNC	Hexagon	St. ASME B18.16.6	Gr.N5	ZPL	U12348	3-152
UNC	Hexagon	St. ASME B18.16.6	Gr.N8	Plain	U12411	3-153
UNC	Hexagon	St.st. ASTM F594 304	CW		U51738	3-153
UNC	Hexagon	St.st. ASTM F594 316	CW		U55730	3-153

U12300 — Prevailing torque type hexagon nut with non-metallic insert, style NM/NE, UNC / Zelfborgende zeskantmoer met kunststof ring, type NM/NE UNC / Écrou hexagonal autofreiné à anneau non métallique, style NM/NE, UNC — X09A

Thread Unified National Coarse
Material Steel ASME B18.16.6
Class Gr.N2
Surface treatment Zinc plated



d - TPI	✉	Art.number	d - TPI	✉	Art.number	d - TPI	✉	Art.number
#2-56*	100	U12300.008.0001	1/4-20	100	U12300.025.0001	3/4-10	10	U12300.075.0001
#3-48*	100	U12300.009.0001	5/16-18	100	U12300.031.0001	7/8-9	5	U12300.087.0001
#4-40	100	U12300.011.0001	3/8-16	50	U12300.037.0001	1.-8	5	U12300.100.0001
#5-40*	100	U12300.012.0001	7/16-14	25	U12300.043.0001	1.1/8-7*	5	U12300.112.0001
#6-32*	100	U12300.013.0001	1/2-13	25	U12300.050.0001	1.1/4-7	5	U12300.125.0001
#8-32	100	U12300.016.0001	9/16-12	25	U12300.056.0001	1.1/2-6*	5	U12300.150.0001
#10-24	100	U12300.019.0001	5/8-11	10	U12300.062.0001			

U12348 — Prevailing torque type hexagon nut with non-metallic insert, style NM/NE, UNC / Zelfborgende zeskantmoer met kunststof ring, type NM/NE UNC / Écrou hexagonal autofreiné à anneau non métallique, style NM/NE, UNC — X01A

Thread Unified National Coarse
Material Steel ASME B18.16.6
Class Gr.N5
Surface treatment Zinc plated



d - TPI	✉	Art.number	d - TPI	✉	Art.number	d - TPI	✉	Art.number
1/4-20	100	U12348.025.0001	1/2-13	25	U12348.050.0001	3/4-10	10	U12348.075.0001
5/16-18	100	U12348.031.0001	9/16-12*	25	U12348.056.0001	7/8-9*	5	U12348.087.0001
3/8-16	50	U12348.037.0001	5/8-11	10	U12348.062.0001	1.-8	5	U12348.100.0001
7/16-14	25	U12348.043.0001						

U12411 Prevailing torque type hexagon nut with non-metallic insert, style NM/NE, UNC / Zelfborgende zeskantmoer met kunststof ring, type NM/NE UNC / Écrou hexagonal autofreiné à anneau non métallique, style NM/NE, UNC — X01A

Thread Unified National Coarse
Material Steel ASME B18.16.6
Class Gr.N8
Surface treatment Plain



d - TPI	✉	Art.number	d - TPI	✉	Art.number	d - TPI	✉	Art.number
1/4-20*	100	U12411.025.0001	9/16-12*	25	U12411.056.0001	1.-8*	5	U12411.100.0001
5/16-18*	100	U12411.031.0001	5/8-11*	10	U12411.062.0001	1.1/8-7*	5	U12411.112.0001
3/8-16*	50	U12411.037.0001	3/4-10*	10	U12411.075.0001	1.1/4-7*	5	U12411.125.0001
7/16-14	25	U12411.043.0001	7/8-9*	5	U12411.087.0001	1.1/2-6*	5	U12411.150.0001
1/2-13	25	U12411.050.0001						

U51738 Prevailing torque type hexagon nut with non-metallic insert, style NM/NE, UNC / Zelfborgende zeskantmoer met kunststof ring, type NM/NE UNC / Écrou hexagonal autofreiné à anneau non métallique, style NM/NE, UNC — X15A

Thread Unified National Coarse
Material Stainless steel ASTM F594 304
Class CW



d - TPI	✉	Art.number	d - TPI	✉	Art.number	d - TPI	✉	Art.number
#2-56*	50	U51738.008.0001	1/4-20	50	U51738.025.0001	3/4-10*	5	U51738.075.0001
#3-48*	50	U51738.009.0001	5/16-18	50	U51738.031.0001	7/8-9*	5	U51738.087.0001
#4-40*	50	U51738.011.0001	3/8-16	50	U51738.037.0001	1.-8*	5	U51738.100.0001
#5-40*	50	U51738.012.0001	7/16-14*	25	U51738.043.0001	1.1/8-7*	2	U51738.112.0001
#6-32*	50	U51738.013.0001	1/2-13	10	U51738.050.0001	1.1/4-7	2	U51738.125.0001
#8-32*	50	U51738.016.0001	9/16-12*	10	U51738.056.0001	1.1/2-6*	2	U51738.150.0001
#10-24*	50	U51738.019.0001	5/8-11*	10	U51738.062.0001			

U55730 Prevailing torque type hexagon nut with non-metallic insert, style NM/NE, UNC / Zelfborgende zeskantmoer met kunststof ring, type NM/NE UNC / Écrou hexagonal autofreiné à anneau non métallique, style NM/NE, UNC — X15A

Thread Unified National Coarse
Material Stainless steel ASTM F594 316
Class CW



d - TPI	✉	Art.number	d - TPI	✉	Art.number	d - TPI	✉	Art.number
#4-40*	50	U55730.011.0001	5/16-18*	50	U55730.031.0001	5/8-11*	10	U55730.062.0001
#6-32*	50	U55730.013.0001	3/8-16	50	U55730.037.0001	3/4-10*	5	U55730.075.0001
#8-32*	50	U55730.016.0001	7/16-14*	25	U55730.043.0001	7/8-9*	5	U55730.087.0001
#10-24*	50	U55730.019.0001	1/2-13*	10	U55730.050.0001	1.-8	5	U55730.100.0001
1/4-20*	50	U55730.025.0001	9/16-12*	10	U55730.056.0001			

FABORY

Prevailing torque type hexagon nut with non-metallic insert, style NM/NE, UNF

Zelfborgende zeskantmoer met kunststof ring, type NM/NE UNF / Écrou hexagonal autofreiné à anneau non métallique, style NM/NE, UNF

3

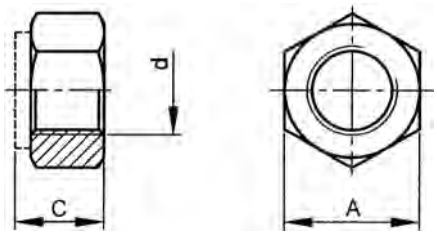

ASME B18.16.6



Technical Data

d	A	C	Threads per inch
#10	0.376	0.249	32
1/4	0.439	0.328	28
5/16	0.502	0.359	24
3/8	0.564	0.468	24
7/16	0.627	0.468	20
1/2	0.752	0.609	20
9/16	0.877	0.656	18
5/8	0.940	0.765	18

d	A	C	Threads per inch
3/4	1.064	0.890	16
7/8	1.252	0.999	14
1 Inch-12G	1.440	1.078	12
1 Inch-14G	1.440	1.078	14
1.1/8	1.627	1.203	12
1.1/4	1.815	1.422	12
1.1/2	2.197	1.640	12

- Number thread diameters (#) are style NM lock nuts, other diameters are style NE lock nuts.
- When in case of order 1 INCH-12TPI is not explicitly stated the 14TPI UNS type will be supplied.
- Depending on availability the dimensions may deviate.

Article groups

Thread	Driving features	Material	Class	Surface treatment	Code	Page
UNF	Hexagon	St. ASME B18.16.6	Gr.N2	ZPL	U12320	3-154
UNF	Hexagon	St. ASME B18.16.6	Gr.N5	ZPL	U12353	3-154
UNF	Hexagon	St. ASME B18.16.6	Gr.N8	Plain	U12421	3-155
UNF	Hexagon	St.st. ASTM F594 304	CW		U51411	3-155
UNF	Hexagon	St.st. ASTM F594 316	CW		U55411	3-155

U12320 — Prevailing torque type hexagon nut with non-metallic insert, style NM/NE, UNF / Zelfborgende zeskantmoer met kunststof ring, type NM/NE UNF / Écrou hexagonal autofreiné à anneau non métallique, style NM/NE, UNF — X09A

Thread Unified National Fine
Material Steel ASME B18.16.6
Class Gr.N2
Surface treatment Zinc plated



d - TPI	✉	Art.number	d - TPI	✉	Art.number	d - TPI	✉	Art.number
#10-32	100	U12320.019.0002	1/2-20	25	U12320.050.0002	1.-14	5	U12320.101.0002
1/4-28	100	U12320.025.0002	9/16-18	25	U12320.056.0002	1.1/8-12*	5	U12320.112.0002
5/16-24	100	U12320.031.0002	5/8-18	10	U12320.062.0002	1.1/4-12	5	U12320.125.0002
3/8-24	50	U12320.037.0002	3/4-16	10	U12320.075.0002	1.1/2-12	5	U12320.150.0002
7/16-20	25	U12320.043.0002	7/8-14	5	U12320.087.0002			

U12353 — Prevailing torque type hexagon nut with non-metallic insert, style NM/NE, UNF / Zelfborgende zeskantmoer met kunststof ring, type NM/NE UNF / Écrou hexagonal autofreiné à anneau non métallique, style NM/NE, UNF — X01A

Thread Unified National Fine
Material Steel ASME B18.16.6
Class Gr.N5
Surface treatment Zinc plated



d - TPI	✉	Art.number	d - TPI	✉	Art.number	d - TPI	✉	Art.number
1/4-28	100	U12353.025.0002	7/16-20	25	U12353.043.0002	5/8-18	10	U12353.062.0002
5/16-24	100	U12353.031.0002	1/2-20	25	U12353.050.0002	3/4-16	10	U12353.075.0002
3/8-24	50	U12353.037.0002						

U12421 Prevailing torque type hexagon nut with non-metallic insert, style NM/NE, UNF / Zelfborgende zeskantmoer met kunststof ring, type NM/NE UNF / Écrou hexagonal autofreiné à anneau non métallique, style NM/NE, UNF — X01A

Thread Unified National Fine
Material Steel ASME B18.16.6
Class Gr.N8
Surface treatment Plain



d - TPI	✉	Art.number	d - TPI	✉	Art.number	d - TPI	✉	Art.number
1/4-28*	100	U12421.025.0002	9/16-18*	25	U12421.056.0002	1.-14*	5	U12421.101.0002
5/16-24*	100	U12421.031.0002	5/8-18*	10	U12421.062.0002	1.1/8-12*	5	U12421.112.0002
3/8-24*	50	U12421.037.0002	3/4-16*	10	U12421.075.0002	1.1/4-12*	5	U12421.125.0002
7/16-20*	25	U12421.043.0002	7/8-14*	5	U12421.087.0002	1.1/2-12*	5	U12421.150.0002
1/2-20*	25	U12421.050.0002						

U51411 Prevailing torque type hexagon nut with non-metallic insert, style NM/NE, UNF / Zelfborgende zeskantmoer met kunststof ring, type NM/NE UNF / Écrou hexagonal autofreiné à anneau non métallique, style NM/NE, UNF — X15A

Thread Unified National Fine
Material Stainless steel ASTM F594 304
Class CW



d - TPI	✉	Art.number	d - TPI	✉	Art.number	d - TPI	✉	Art.number
#10-32*	50	U51411.019.0002	7/16-20*	25	U51411.043.0002	3/4-16*	5	U51411.075.0002
1/4-28	50	U51411.025.0002	1/2-20*	10	U51411.050.0002	7/8-14*	5	U51411.087.0002
5/16-24	50	U51411.031.0002	9/16-18*	10	U51411.056.0002	1.-14*	5	U51411.101.0002
3/8-24	50	U51411.037.0002	5/8-18*	10	U51411.062.0002			

U55411 Prevailing torque type hexagon nut with non-metallic insert, style NM/NE, UNF / Zelfborgende zeskantmoer met kunststof ring, type NM/NE UNF / Écrou hexagonal autofreiné à anneau non métallique, style NM/NE, UNF — X15A

Thread Unified National Fine
Material Stainless steel ASTM F594 316
Class CW



d - TPI	✉	Art.number	d - TPI	✉	Art.number	d - TPI	✉	Art.number
#10-32*	50	U55411.019.0002	7/16-20*	25	U55411.043.0002	3/4-16*	5	U55411.075.0002
1/4-28*	50	U55411.025.0002	1/2-20*	10	U55411.050.0002	7/8-14*	5	U55411.087.0002
5/16-24*	50	U55411.031.0002	9/16-18*	10	U55411.056.0002	1.-14*	5	U55411.101.0002
3/8-24*	50	U55411.037.0002	5/8-18*	10	U55411.062.0002			

Prevailing torque type hexagon nut with non-metallic insert, style NTM/NTE, UNC

Zelfborgende zeskantmoer met kunststof ring, type NTM/NTE UNC / Écrou hexagonal autofreiné à anneau non métallique, style NTM/NTE, UNC

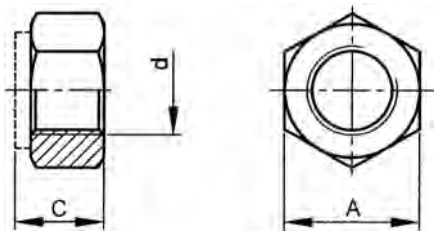

ASME B18.16.6



Technical Data

d	A	C	Threads per inch
#4	0.251	0.124	40
#5	0.251	0.124	40
#6	0.313	0.140	32
#8	0.345	0.187	32
#10	0.376	0.187	24
1/4	0.439	0.218	20
5/16	0.502	0.265	18
3/8	0.564	0.281	16
7/16	0.627	0.328	14
1/2	0.752	0.328	13
9/16	0.877	0.374	12
5/8	0.940	0.406	11
3/4	1.064	0.421	10
7/8	1.252	0.484	9
1 Inch	1.440	0.578	8

- Number thread diameters (#) are style NTM lock nuts, other diameters are style NTE lock nuts.

Article groups

Thread	Driving features	Material	Class	Surface treatment	Code	Page
UNC	Hexagon	St. ASME B18.16.6	Gr.N2	ZPL	U12423	3-156
UNC	Hexagon	St.st. ASTM F594 304	CW		U51730	3-156

U12423 **Prevailing torque type hexagon nut with non-metallic insert, style NTM/NTE, UNC / Zelfborgende zeskantmoer met kunststof ring, type NTM/NTE UNC / Écrou hexagonal autofreiné à anneau non métallique, style NTM/NTE, UNC** **X01A**

Thread Unified National Coarse
Material Steel ASME B18.16.6
Class Gr.N2
Surface treatment Zinc plated



d - TPI	✉	Art.number	d - TPI	✉	Art.number	d - TPI	✉	Art.number
#4-40*	100	U12423.011.0001	1/4-20*	100	U12423.025.0001	9/16-12*	25	U12423.056.0001
#5-40*	100	U12423.012.0001	5/16-18*	100	U12423.031.0001	5/8-11*	10	U12423.062.0001
#6-32*	100	U12423.013.0001	3/8-16	50	U12423.037.0001	3/4-10*	10	U12423.075.0001
#8-32*	100	U12423.016.0001	7/16-14*	25	U12423.043.0001	7/8-9*	5	U12423.087.0001
#10-24*	100	U12423.019.0001	1/2-13*	25	U12423.050.0001	1.-8*	5	U12423.100.0001

U51730 **Prevailing torque type hexagon nut with non-metallic insert, style NTM/NTE, UNC / Zelfborgende zeskantmoer met kunststof ring, type NTM/NTE UNC / Écrou hexagonal autofreiné à anneau non métallique, style NTM/NTE, UNC** **X15A**

Thread Unified National Coarse
Material Stainless steel ASTM F594 304
Class CW



d - TPI	✉	Art.number	d - TPI	✉	Art.number	d - TPI	✉	Art.number
#4-40*	50	U51730.011.0001	1/4-20*	50	U51730.025.0001	5/8-11*	10	U51730.062.0001
#5-40*	50	U51730.012.0001	5/16-18*	50	U51730.031.0001	3/4-10*	5	U51730.075.0001
#6-32*	50	U51730.013.0001	3/8-16*	50	U51730.037.0001	7/8-9*	5	U51730.087.0001
#8-32*	50	U51730.016.0001	7/16-14*	25	U51730.043.0001	1.-8*	5	U51730.100.0001
#10-24*	50	U51730.019.0001	1/2-13*	10	U51730.050.0001			

Prevailing torque type hexagon nut with non-metallic insert, style NTM/NTE, UNF

Zelfborgende zeskantmoer met kunststof ring, type NTM/NTE UNF / Écrou hexagonal autofreiné à anneau non-métallique, style NTM/NTE, UNF

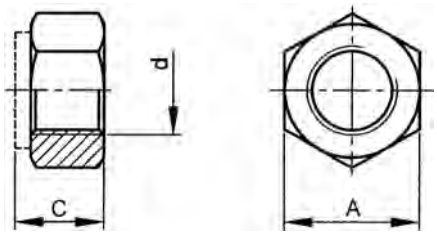

ASME B18.16.6



Technical Data

d	A	C	Threads per inch
#10	0.376	0.187	32
1/4	0.439	0.218	28
5/16	0.502	0.265	24
3/8	0.564	0.281	24
7/16	0.627	0.328	20
1/2	0.752	0.328	20
9/16	0.877	0.374	18
5/8	0.94	0.406	18
3/4	1.064	0.421	16
7/8	1.252	0.484	14
1 Inch	1.440	0.578	14
1.1/8	1.627	0.672	12
1.1/4	1.815	0.765	12
1.1/2	2.197	0.828	12

- Number thread diameters (#) are style NTM lock nuts, other diameters are style NTE lock nuts.

Article groups

Thread	Driving features	Material	Class	Surface treatment	Code	Page
UNF	Hexagon	St. ASME B18.16.6	Gr.N2	ZPL	U12380	3-157
UNF	Hexagon	St. ASME B18.16.6	Gr.N8	ZPL	U12381	3-157
UNF	Hexagon	St.st. ASTM F594 304	CW		U51422	3-158

U12380 — Prevailing torque type hexagon nut with non-metallic insert, style NTM/NTE, UNF / Zelfborgende zeskantmoer met kunststof ring, type NTM/NTE UNF / Écrou hexagonal autofreiné à anneau non-métallique, style NTM/NTE, UNF — X01A

Thread Unified National Fine
Material Steel ASME B18.16.6
Class Gr.N2
Surface treatment Zinc plated



d - TPI	✉	Art.number	d - TPI	✉	Art.number	d - TPI	✉	Art.number
#10-32*	100	U12380.019.0002	1/2-20	25	U12380.050.0002	1.-14	5	U12380.101.0002
1/4-28	100	U12380.025.0002	9/16-18*	25	U12380.056.0002	1.1/8-12	5	U12380.112.0002
5/16-24	100	U12380.031.0002	5/8-18	10	U12380.062.0002	1.1/4-12*	5	U12380.125.0002
3/8-24	50	U12380.037.0002	3/4-16	10	U12380.075.0002	1.1/2-12*	5	U12380.150.0002
7/16-20	25	U12380.043.0002	7/8-14*	5	U12380.087.0002			

U12381 — Prevailing torque type hexagon nut with non-metallic insert, style NTM/NTE, UNF / Zelfborgende zeskantmoer met kunststof ring, type NTM/NTE UNF / Écrou hexagonal autofreiné à anneau non-métallique, style NTM/NTE, UNF — X01A

Thread Unified National Fine
Material Steel ASME B18.16.6
Class Gr.N8
Surface treatment Zinc plated



d - TPI	✉	Art.number	d - TPI	✉	Art.number	d - TPI	✉	Art.number
1/4-28*	100	U12381.025.0002	3/4-16*	10	U12381.075.0002	1.1/8-12*	5	U12381.112.0002
5/16-24*	100	U12381.031.0002	7/8-14*	5	U12381.087.0002	1.1/4-12*	5	U12381.125.0002
1/2-20*	25	U12381.050.0002	1.-14*	5	U12381.101.0002	1.1/2-12*	5	U12381.150.0002
5/8-18*	10	U12381.062.0002						

U51422	Prevailing torque type hexagon nut with non-metallic insert, style NTM/NTE, UNF / Zelfborgende zeskantmoer met kunststof ring, type NTM/NTE UNF / Écrou hexagonal autofreiné à anneau non-métallique, style NTM/NTE, UNF	X15A

Thread Unified National Fine
Material Stainless steel ASTM F594 304
Class CW



d - TPI	✉	Art.number	d - TPI	✉	Art.number	d - TPI	✉	Art.number
#10-32*	50	U51422.019.0002	7/16-20*	25	U51422.043.0002	3/4-16*	5	U51422.075.0002
1/4-28*	50	U51422.025.0002	1/2-20*	10	U51422.050.0002	7/8-14*	5	U51422.087.0002
5/16-24*	50	U51422.031.0002	5/8-18*	10	U51422.062.0002	1.-14*	5	U51422.101.0002
3/8-24	50	U51422.037.0002						

Prevailing torque type hexagon nut with non-metallic insert,style, NU UNC

Zelfborgende zeskantmoer met kunststof ring, type NU UNC / Écrou hexagonal autofreiné à anneau non-métallique, style NU, UNC

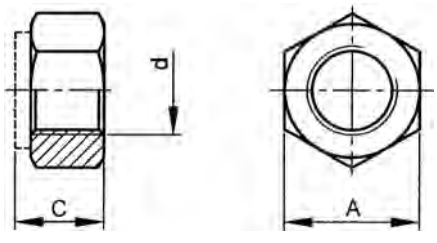

ASME B18.16.6



Technical Data

d	A	C	Threads per inch
1/4	0.506	0.390	20
5/16	0.566	0.453	18
3/8	0.691	0.562	16
7/16	0.754	0.609	14
1/2	0.879	0.718	13
9/16	0.942	0.812	12
5/8	1.067	0.874	11
3/4	1.255	1.015	10
7/8	1.444	1.140	9
1 Inch	1.632	1.312	8
1.1/8	1.820	1.469	7
1.1/4	2.008	1.672	7
1.1/2	2.384	1.953	6

Article groups

Thread	Driving features	Material	Class	Surface treatment	Code	Page
UNC	Hexagon	St. ASME B18.16.6	Gr.N2	ZPL	U12601	3-158
UNC	Hexagon	St.st. ASTM F594 304	CW		U51718	3-159

U12601	Prevailing torque type hexagon nut with non-metallic insert,style, NU UNC / Zelfborgende zeskantmoer met kunststof ring, type NU UNC / Écrou hexagonal autofreiné à anneau non-métallique, style NU, UNC	X01A

Thread Unified National Coarse
Material Steel ASME B18.16.6
Class Gr.N2
Surface treatment Zinc plated



d - TPI	✉	Art.number	d - TPI	✉	Art.number	d - TPI	✉	Art.number
1/4-20*	100	U12601.025.0001	9/16-12*	25	U12601.056.0001	1.-8*	5	U12601.100.0001
5/16-18*	100	U12601.031.0001	5/8-11*	10	U12601.062.0001	1.1/8-7*	5	U12601.112.0001
3/8-16*	50	U12601.037.0001	3/4-10*	10	U12601.075.0001	1.1/4-7*	5	U12601.125.0001
7/16-14*	25	U12601.043.0001	7/8-9*	5	U12601.087.0001	1.1/2-6*	5	U12601.150.0001
1/2-13*	25	U12601.050.0001						

U51718	Prevailing torque type hexagon nut with non-metallic insert,style, NU UNC / Zelfborgende zeskantmoer met kunststof ring, type NU UNC / Écrou hexagonal autofreiné à anneau non-métallique, style NU, UNC	X15A

Thread Unified National Coarse
Material Stainless steel ASTM F594 304
Class CW



d - TPI	✉	Art.number	d - TPI	✉	Art.number	d - TPI	✉	Art.number
1/4-20*	50	U51718.025.0001	5/8-11*	10	U51718.062.0001	1.1/8-7*	5	U51718.112.0001
5/16-18*	50	U51718.031.0001	3/4-10*	5	U51718.075.0001	1.1/4-7*	5	U51718.125.0001
3/8-16*	50	U51718.037.0001	7/8-9*	5	U51718.087.0001	1.1/2-6*	2	U51718.150.0001
1/2-13*	10	U51718.050.0001	1.-8*	5	U51718.100.0001			

3

Prevailing torque type hexagon nut with non-metallic insert, style NTU, UNC

Zelfborgende zeskantmoer met kunststof ring, type NTU UNC / Écrou hexagonal autofreiné à anneau non-métallique, style NTU, UNC

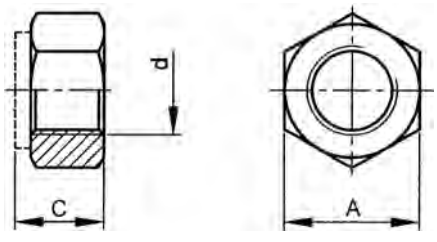

ASME B18.16.6



Technical Data

d	A	C	Threads per inch
1/4	0.502	0.296	20
5/16	0.564	0.328	18
3/8	0.690	0.421	16
7/16	0.752	0.453	14
1/2	0.877	0.546	13
9/16	0.940	0.578	12
5/8	1.064	0.624	11
3/4	1.252	0.718	10
7/8	1.440	0.796	9
1 Inch	1.627	0.922	8
1.1/8	1.814	1.000	7
1.1/4	2.008	1.140	7
1.1/2	2.384	1.344	6

Article groups

Thread	Driving features	Material	Class	Surface treatment	Code	Page
UNC	Hexagon	St. ASME B18.16.6	Gr.N2	ZPL	U12705	3-159
UNC	Hexagon	St.st. ASTM F594 304	CW		U51705	3-160

U12705	Prevailing torque type hexagon nut with non-metallic insert, style NTU, UNC / Zelfborgende zeskantmoer met kunststof ring, type NTU UNC / Écrou hexagonal autofreiné à anneau non-métallique, style NTU, UNC	X01A

Thread Unified National Coarse
Material Steel ASME B18.16.6
Class Gr.N2
Surface treatment Zinc plated



d - TPI	✉	Art.number	d - TPI	✉	Art.number	d - TPI	✉	Art.number
1/4-20*	100	U12705.025.0001	9/16-12*	25	U12705.056.0001	1.-8*	5	U12705.100.0001
5/16-18*	100	U12705.031.0001	5/8-11*	10	U12705.062.0001	1.1/8-7*	5	U12705.112.0001
3/8-16*	50	U12705.037.0001	3/4-10*	10	U12705.075.0001	1.1/4-7*	5	U12705.125.0001
7/16-14*	25	U12705.043.0001	7/8-9*	5	U12705.087.0001	1.1/2-6*	5	U12705.150.0001
1/2-13*	25	U12705.050.0001						

U51705	Prevailing torque type hexagon nut with non-metallic insert, style NTU, UNC / Zelfborgende zeskantmoer met kunststof ring, type NTU UNC / Écrou hexagonal autofreiné à anneau non-métallique, style NTU, UNC	X15A

Thread Unified National Coarse
Material Stainless steel ASTM F594 304
Class CW



d - TPI	✉	Art.number	d - TPI	✉	Art.number	d - TPI	✉	Art.number
1/4-20*	50	U51705.025.0001	7/16-14*	25	U51705.043.0001	3/4-10*	5	U51705.075.0001
5/16-18*	50	U51705.031.0001	1/2-13*	10	U51705.050.0001	7/8-9*	5	U51705.087.0001
3/8-16	50	U51705.037.0001	5/8-11*	10	U51705.062.0001	1.-8*	5	U51705.100.0001

3

Prevailing torque type hexagon nut, all metal UNC

Zelfborgende zeskantmoer geheel metaal, UNC / Écrou hexagonal autofreiné tout métal UNC

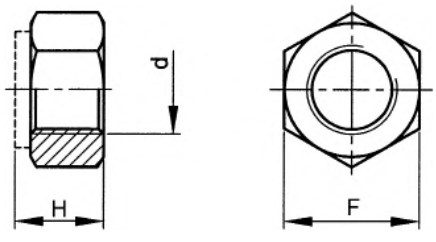

ASME B18.16.6



Technical Data

d	A	C	Threads per inch
#8	0.345	0.191	32
1/4	0.439	0.288	20
5/16	0.502	0.336	18
3/8	0.565	0.415	16
7/16	0.690	0.463	14
1/2	0.752	0.573	13
9/16	0.877	0.621	12
5/8	0.940	0.731	11
3/4	1.127	0.827	10
7/8	1.315	0.922	9
1 Inch	1.502	1.018	8
1.1/8	1.690	1.176	7
1.1/4	1.877	1.272	7
1.1/2	2.252	1.526	6

Article groups

Thread	Driving features	Material	Class	Surface treatment	Code	Page
UNC	Hexagon	St.	Gr.C	ZPL	U12910	3-160
UNC	Hexagon	St.st. ASTM F594 304	CW		U51915	3-161
UNC	Hexagon	St.st. ASTM F594 316	CW		U55915	3-161

U12910	Prevailing torque type hexagon nut, all metal UNC / Zelfborgende zeskantmoer geheel metaal, UNC / Écrou hexagonal autofreiné tout métal UNC	X01A

Thread Unified National Coarse
Material Steel
Class Gr.C
Surface treatment Zinc plated



d - TPI	✉	Art.number	d - TPI	✉	Art.number	d - TPI	✉	Art.number
1/4-20*	100	U12910.025.0001	9/16-12*	25	U12910.056.0001	1.-8*	5	U12910.100.0001
5/16-18*	100	U12910.031.0001	5/8-11*	10	U12910.062.0001	1.1/8-7*	5	U12910.112.0001
3/8-16*	50	U12910.037.0001	3/4-10*	10	U12910.075.0001	1.1/4-7*	5	U12910.125.0001
7/16-14*	25	U12910.043.0001	7/8-9*	5	U12910.087.0001	1.1/2-6*	5	U12910.150.0001
1/2-13*	25	U12910.050.0001						

U51915	Prevailing torque type hexagon nut, all metal UNC / Zelfborgende zeskantmoer geheel metaal, UNC / Écrou hexagonal autofreiné tout métal UNC	X15A

Thread Unified National Coarse
Material Stainless steel ASTM F594 304
Class CW



d - TPI	✉	Art.number	d - TPI	✉	Art.number	d - TPI	✉	Art.number
#8-32*	50	U51915.016.0001	7/16-14*	25	U51915.043.0001	3/4-10*	5	U51915.075.0001
1/4-20*	50	U51915.025.0001	1/2-13	10	U51915.050.0001	7/8-9*	5	U51915.087.0001
5/16-18*	50	U51915.031.0001	9/16-12*	10	U51915.056.0001	1.-8*	5	U51915.100.0001
3/8-16*	50	U51915.037.0001	5/8-11*	10	U51915.062.0001			

U55915	Prevailing torque type hexagon nut, all metal UNC / Zelfborgende zeskantmoer geheel metaal, UNC / Écrou hexagonal autofreiné tout métal UNC	X15A

Thread Unified National Coarse
Material Stainless steel ASTM F594 316
Class CW



d - TPI	✉	Art.number	d - TPI	✉	Art.number	d - TPI	✉	Art.number
1/4-20*	50	U55915.025.0001	1/2-13*	10	U55915.050.0001	3/4-10*	5	U55915.075.0001
5/16-18*	50	U55915.031.0001	9/16-12*	10	U55915.056.0001	7/8-9*	5	U55915.087.0001
3/8-16*	50	U55915.037.0001	5/8-11*	10	U55915.062.0001	1.-8*	5	U55915.100.0001
7/16-14*	25	U55915.043.0001						

Prevailing torque type hexagon nut, all metal UNF

Zelfborgende zeskantmoer UNF / Écrou hexagonal autofreiné tout métal UNF

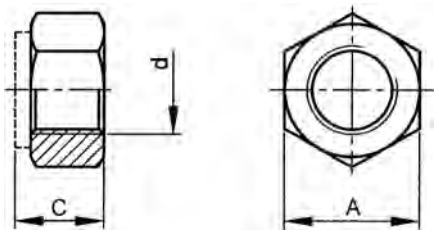

ASME B18.16.6



Technical Data

d	A	C	Threads per inch
#10	0.376	0.241	32
1/4	0.439	0.288	28
5/16	0.502	0.336	24
3/8	0.565	0.415	24
7/16	0.690	0.463	20
1/2	0.752	0.573	20
9/16	0.877	0.621	18
5/8	0.940	0.731	18
3/4	1.127	0.827	16
7/8	1.315	0.922	14
1 Inch	1.502	1.018	14
1.1/8	1.690	1.176	12
1.1/4	1.877	1.272	12
1.1/2	2.252	1.526	12

Article groups

Thread	Driving features	Material	Class	Surface treatment	Code	Page
UNF	Hexagon	St. ASME B18.16.6	Gr.C	ZPL	U12950	3-162
UNF	Hexagon	St.st. ASTM F594 304	CW		U51960	3-162

U12950 **Prevailing torque type hexagon nut, all metal UNF / Zelfborgende zeskantmoer UNF / Écrou hexagonal autofreiné tout métal UNF** **X01A**

Thread	Unified National Fine
Material	Steel ASME B18.16.6
Class	Gr.C
Surface treatment	Zinc plated



d - TPI	✉	Art.number	d - TPI	✉	Art.number	d - TPI	✉	Art.number
1/4-28*	100	U12950.025.0002	9/16-18*	25	U12950.056.0002	1.-14*	5	U12950.101.0002
5/16-24*	100	U12950.031.0002	5/8-18*	10	U12950.062.0002	1.1/8-12*	5	U12950.112.0002
3/8-24	50	U12950.037.0002	3/4-16*	10	U12950.075.0002	1.1/4-12*	5	U12950.125.0002
7/16-20	25	U12950.043.0002	7/8-14*	5	U12950.087.0002	1.1/2-12*	5	U12950.150.0002
1/2-20*	25	U12950.050.0002						

U51960 **Prevailing torque type hexagon nut, all metal UNF / Zelfborgende zeskantmoer UNF / Écrou hexagonal autofreiné tout métal UNF** **X15A**

Thread	Unified National Fine
Material	Stainless steel ASTM F594 304
Class	CW



d - TPI	✉	Art.number	d - TPI	✉	Art.number	d - TPI	✉	Art.number
#10-32*	50	U51960.019.0002	3/8-24*	50	U51960.037.0002	5/8-18*	10	U51960.062.0002
1/4-28*	50	U51960.025.0002	7/16-20*	25	U51960.043.0002	3/4-16*	5	U51960.075.0002
5/16-24*	50	U51960.031.0002	1/2-20*	10	U51960.050.0002			

Prevailing torque type hexagon nut with flange, all metal UNC

Zeskant zelfborgende flensmoer, geheel metaal, UNC / Écrou hexagonal à embase crantée tout métal UNC

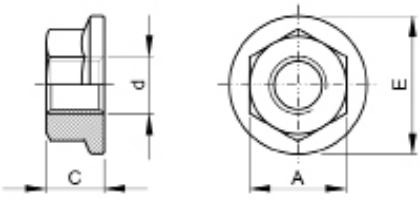

ASME B18.16.6



Technical Data

d	A	C	E	Threads per inch
#8 (≠ASME)	0.345	0.191	0.375	32
#10 (≠ASME)	0.378	0.241	0.475	24
1/4	0.439	0.300	0.560	20
5/16	0.502	0.365	0.680	18
3/8	0.565	0.425	0.810	16
7/16	0.690	0.495	0.930	14
1/2	0.752	0.555	1.070	13
5/8	0.940	0.690	1.330	11
3/4	1.127	0.825	1.585	10
7/8 (≠ASME)	1.315	0.790	1.750	9
1 Inch (≠ASME)	1.502	0.900	2.060	8

Article groups

Thread	Driving features	Material	Class	Surface treatment	Code	Page
UNC	Hexagon	St. ASME B18.16.6	Gr.F	ZPL	U12100	3-162
UNC	Hexagon	St. ASME B18.16.6	Gr.G		U12120	3-163

U12100 **Prevailing torque type hexagon nut with flange, all metal UNC / Zeskant zelfborgende flensmoer, geheel metaal, UNC / Écrou hexagonal à embase crantée tout métal UNC** **X01A**

Thread	Unified National Coarse
Material	Steel ASME B18.16.6
Class	Gr.F
Surface treatment	Zinc plated



d	✉	Art.number	d	✉	Art.number	d	✉	Art.number
#8-32*	100	U12100.016.0001	3/8-16*	50	U12100.037.0001	3/4-10*	10	U12100.075.0001
#10-24*	100	U12100.019.0001	7/16-14	25	U12100.043.0001	7/8-9*	5	U12100.087.0001
1/4-20*	100	U12100.025.0001	1/2-13*	25	U12100.050.0001	1.-8*	5	U12100.100.0001
5/16-18*	100	U12100.031.0001	5/8-11	10	U12100.062.0001			

U12120 **Prevailing torque type hexagon nut with flange, all metal UNC / Zeskant zelfborgende flensmoer, geheel metaal, UNC / Écrou hexagonal à embase crantée tout métal UNC** **X01A**

Thread Unified National Coarse
Material Steel ASME B18.16.6
Class Gr.G



d - TPI	✉	Art.number	d - TPI	✉	Art.number	d - TPI	✉	Art.number
1/4-20*	100	U12120.025.0001	7/16-14*	25	U12120.043.0001	3/4-10*	10	U12120.075.0001
5/16-18*	100	U12120.031.0001	1/2-13	25	U12120.050.0001	7/8-9*	5	U12120.087.0001
3/8-16	50	U12120.037.0001	5/8-11*	10	U12120.062.0001	1.-8*	5	U12120.100.0001

Hexagon nut with serrated flange UNC

Zeskant flensmoer met vertanding UNC / Écrou hexagonal à embase crantée UNC

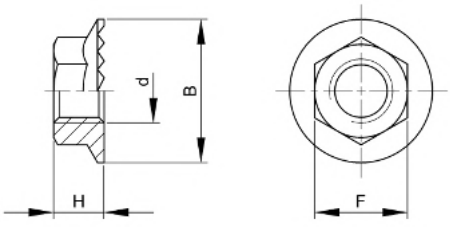

ASME B18.16.4

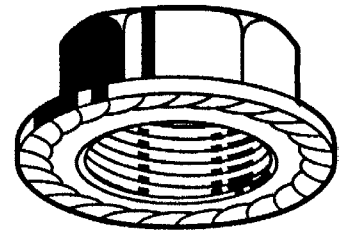

Technical Data

d	B (max.)	F (max.)	H (max.)	TPI
#6	0.422	0.312	0.171	32
#8	0.469	0.344	0.204	32
#10	0.500	0.375	0.219	24
#12	0.594	0.438	0.236	24
1/4	0.594	0.438	0.236	20
5/16	0.680	0.500	0.238	18
3/8	0.750	0.562	0.347	16
7/16	0.937	0.688	0.395	14
1/2	1.031	0.750	0.458	13
9/16	1.188	0.875	0.506	12
5/8	1.281	0.938	0.569	11
3/4	1.500	1.125	0.675	10

Article groups

Thread	Driving features	Material	Class	Surface treatment	Code	Page
UNC	Hexagon	St. ASTM F2282/F2328	HR15N 78-90	ZPL	U11610	3-163
UNC	Hexagon	St. SAE J995	Gr.8	Plain	U12470	3-164
UNC	Hexagon	St.st. ASTM F594 304	CW		U51108	3-164
UNC	Hexagon	St.st. ASTM F594 316	CW		U55108	3-164

U11610 **Hexagon nut with serrated flange UNC / Zeskant flensmoer met vertanding UNC / Écrou hexagonal à embase crantée UNC** **X01A**

Thread Unified National Coarse
Material Steel ASTM F2282/F2328
Class HR15N 78-90
Surface treatment Zinc plated

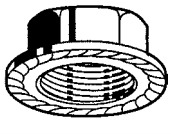

d - TPI	✉	Art.number	d - TPI	✉	Art.number	d - TPI	✉	Art.number
#6-32*	100	U11610.013.0001	1/4-20*	100	U11610.025.0001	1/2-13*	50	U11610.050.0001
#8-32*	100	U11610.016.0001	5/16-18*	100	U11610.031.0001	9/16-12*	25	U11610.056.0001
#10-24*	100	U11610.019.0001	3/8-16*	100	U11610.037.0001	5/8-11*	25	U11610.062.0001
#12-24*	100	U11610.021.0001	7/16-14*	50	U11610.043.0001	3/4-10*	10	U11610.075.0001

U12470 **Hexagon nut with serrated flange UNC / Zeskant flensmoer met vertanding UNC / Écrou hexagonal à embase crantée UNC** **X01A**

Thread Unified National Coarse
Material Steel SAE J995
Class Gr.8
Surface treatment Plain

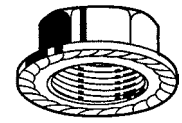

d - TPI	✉	Art.number	d - TPI	✉	Art.number	d - TPI	✉	Art.number
1/4-20*	100	U12470.025.0001	3/8-16*	100	U12470.037.0001	5/8-11*	25	U12470.062.0001
5/16-18*	100	U12470.031.0001	1/2-13*	50	U12470.050.0001	3/4-10*	10	U12470.075.0001

U51108 **Hexagon nut with serrated flange UNC / Zeskant flensmoer met vertanding UNC / Écrou hexagonal à embase crantée UNC** **X15A**

Thread Unified National Coarse
Material Stainless steel ASTM F594 304
Class CW

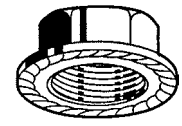

d - TPI	✉	Art.number	d - TPI	✉	Art.number	d - TPI	✉	Art.number
#6-32*	50	U51108.013.0001	1/4-20*	50	U51108.025.0001	3/8-16*	25	U51108.037.0001
#8-32*	50	U51108.016.0001	5/16-18*	50	U51108.031.0001	1/2-13*	25	U51108.050.0001
#10-24*	50	U51108.019.0001						

U55108 **Hexagon nut with serrated flange UNC / Zeskant flensmoer met vertanding UNC / Écrou hexagonal à embase crantée UNC** **X15A**

Thread Unified National Coarse
Material Stainless steel ASTM F594 316
Class CW

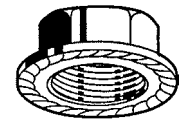

d - TPI	✉	Art.number	d - TPI	✉	Art.number	d - TPI	✉	Art.number
#10-24*	10	U55108.019.0001	5/16-18*	10	U55108.031.0001	3/8-16*	5	U55108.037.0001
1/4-20*	10	U55108.025.0001						

Hexagon nut with serrated flange UNF

Zeskant flensmoer met vertanding UNF / Écrou hexagonal à embase crantée UNF

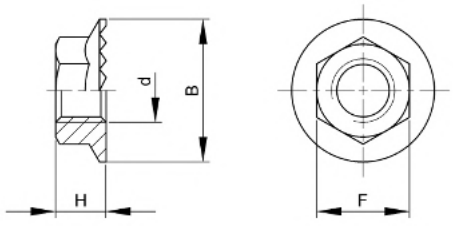

ASME B18.16.4

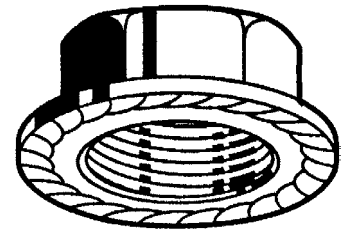

Technical Data

d	B (max.)	F (max.)	H (max.)	TPI
#10	0.500	0.375	0.219	32
1/4	0.594	0.438	0.236	28
5/16	0.680	0.500	0.238	24
3/8	0.750	0.562	0.347	24
7/16	0.937	0.688	0.395	20
1/2	1.031	0.750	0.458	20
5/8	1.281	0.938	0.569	18
3/4	1.500	1.125	0.675	16

Article groups

Thread	Driving features	Material	Class	Surface treatment	Code	Page
UNF	Hexagon	St. ASTM F2282/F2328	HR15N 78-90	ZPL	U11612	3-165
UNF	Hexagon	St.st. ASTM F594	304		U51109	3-165

U11612 **Hexagon nut with serrated flange UNF / Zeskant flensmoer met vertanding UNF / Écrou hexagonal à embase crantée UNF** **X01A**

Thread	Unified National Fine
Material	Carbon steel ASTM F2282/F2328
Class	HR15N 78-90
Surface treatment	Zinc plated

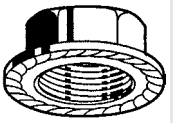

d - TPI	✉	Art.number	d - TPI	✉	Art.number	d - TPI	✉	Art.number
1/4-28*	100	U11612.025.0001	7/16-20*	50	U11612.043.0001	5/8-18*	25	U11612.062.0001
5/16-24*	100	U11612.031.0001	1/2-20*	50	U11612.050.0001	3/4-16*	10	U11612.075.0001
3/8-24*	100	U11612.037.0001						

U51109 **Hexagon nut with serrated flange UNF / Zeskant flensmoer met vertanding UNF / Écrou hexagonal à embase crantée UNF** **X15A**

Thread	Unified National Fine
Material	Stainless steel ASTM F594
Class	304

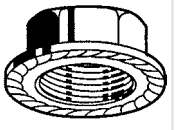

d - TPI	✉	Art.number	d - TPI	✉	Art.number	d - TPI	✉	Art.number
#10-32*	25	U51109.019.0001	5/16-24*	25	U51109.031.0001	3/8-24*	10	U51109.037.0001

Hexagon slotted nut UNC

Zeskantmoer met zaagsnede UNC / Écrou à creneaux UNC

ASME B18.2.2

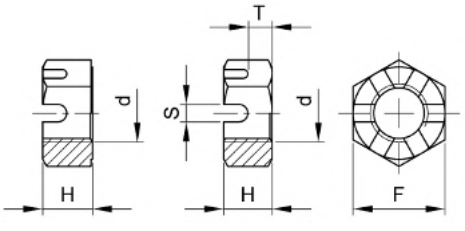



Technical Data

d	F (max.)	H	S (min.)	T (min.)	TPI
1/4	7/16	7/32	0.07	0.12	20
5/16	1/2	17/64	0.09	0.16	18
3/8	9/16	21/64	0.12	0.19	16
7/16	11/16	3/8	0.12	0.21	14
1/2	3/4	7/16	0.15	0.27	13
9/16	7/8	31/64	0.15	0.29	12
5/8	15/16	35/64	0.18	0.32	11
3/4	1.1/8	41/64	0.18	0.38	10
7/8	1.5/16	3/4	0.18	0.49	9
1 Inch	1.1/2	55/64	0.24	0.56	8
1.1/8	1.11/16	31/32	0.24	0.61	7
1.1/4	1.7/8	1.1/16	0.31	0.67	7
1.3/8	2.1/16	1.11/64	0.31	0.78	6
1.1/2	2.1/4	1.9/32	0.37	0.82	6
1.5/8 (≠ASME)	2.7/16	1.25/64	0.37	0.93	5.5
1.3/4 (≠ASME)	2.5/8	1.1/2	0.43	0.98	5
1.7/8 (≠ASME)	2.13/16	1.39/64	0.43	1.03	5
2 (≠ASME)	3	1.23/32	0.43	1.14	4.5
2.1/4 (≠ASME)	3.3/8	1.15/16	0.43	1.34	4.5
2.1/2 (≠ASME)	3.3/4	2.5/32	0.55	1.43	4
2.3/4 (≠ASME)	4.1/8	2.3/8	0.55	1.64	4
3 (≠ASME)	4.1/2	2.19/32	0.62	1.83	4

Article groups

Thread	Driving features	Material	Class	Surface treatment	Code	Page
UNC	Hexagon	St. SAE J995	Gr.2	Plain	U12000	3-166
UNC	Hexagon	St. SAE J995	Gr.5	Plain	U12005	3-166
UNC	Hexagon	St. SAE J995	Gr.5	ZPL	U12006	3-166
UNC	Hexagon	St. SAE J995	Gr.8	Plain	U12030	3-166

U12000 Hexagon slotted nut UNC / Zeskantmoer met zaagsnede UNC / Écrou à creneaux UNC — X01A

Thread Unified National Coarse
Material Steel SAE J995
Class Gr.2
Surface treatment Plain



d - TPI	✉	Art.number	d - TPI	✉	Art.number	d - TPI	✉	Art.number
1/4-20*	100	U12000.025.0001	7/8-9*	5	U12000.087.0001	1.3/4-5*	1	U12000.175.0001
5/16-18*	25	U12000.031.0001	1.-8*	5	U12000.100.0001	2.-4,5*	1	U12000.200.0001
3/8-16*	25	U12000.037.0001	1.1/8-7*	1	U12000.112.0001	2.1/4-4,5*	1	U12000.225.0001
7/16-14*	10	U12000.043.0001	1.1/4-7*	1	U12000.125.0001	2.1/2-4*	1	U12000.250.0001
1/2-13*	10	U12000.050.0001	1.3/8-6*	1	U12000.137.0001	2.3/4-4*	1	U12000.275.0001
5/8-11*	10	U12000.062.0001	1.1/2-6*	1	U12000.150.0001	3.-4*	1	U12000.300.0001
3/4-10*	5	U12000.075.0001	1.5/8-5.5*	1	U12000.162.0001			

U12005 Hexagon slotted nut UNC / Zeskantmoer met zaagsnede UNC / Écrou à creneaux UNC — X01A

Thread Unified National Coarse
Material Steel SAE J995
Class Gr.5
Surface treatment Plain



d - TPI	✉	Art.number	d - TPI	✉	Art.number	d - TPI	✉	Art.number
3/4-10*	5	U12005.075.0001	1.1/4-7*	1	U12005.125.0001	2.1/2-4*	1	U12005.250.0001
7/8-9*	5	U12005.087.0001	1.1/2-6*	1	U12005.150.0001	3.-4*	1	U12005.300.0001
1.-8*	5	U12005.100.0001	2.-4,5*	1	U12005.200.0001			

U12006 Hexagon slotted nut UNC / Zeskantmoer met zaagsnede UNC / Écrou à creneaux UNC — X01A

Thread Unified National Coarse
Material Steel SAE J995
Class Gr.5
Surface treatment Zinc plated



d - TPI	✉	Art.number	d - TPI	✉	Art.number	d - TPI	✉	Art.number
5/16-18*	25	U12006.031.0001	5/8-11*	10	U12006.062.0001	1.-8*	5	U12006.100.0001
3/8-16*	25	U12006.037.0001	3/4-10*	5	U12006.075.0001	1.1/8-7*	1	U12006.112.0001
1/2-13*	10	U12006.050.0001	7/8-9*	5	U12006.087.0001	1.1/4-7*	1	U12006.125.0001

U12030 Hexagon slotted nut UNC / Zeskantmoer met zaagsnede UNC / Écrou à creneaux UNC — X01A

Thread Unified National Coarse
Material Steel SAE J995
Class Gr.8
Surface treatment Plain



d - TPI	✉	Art.number	d - TPI	✉	Art.number	d - TPI	✉	Art.number
3/4-10*	5	U12030.075.0001	1.1/4-7*	1	U12030.125.0001	2.1/2-4*	1	U12030.250.0001
7/8-9*	5	U12030.087.0001	1.1/2-6*	1	U12030.150.0001	3.-4*	1	U12030.300.0001
1.-8*	5	U12030.100.0001	2.-4,5*	1	U12030.200.0001			

Hexagon slotted nut UNF

Kroonmoer UNF / Écrou à creneaux UNF

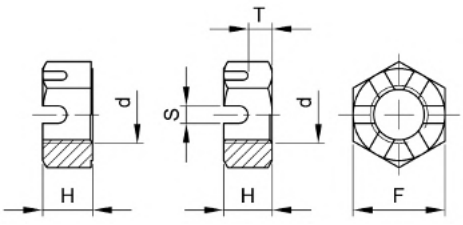

ASME B18.2.2



Technical Data

d	F (max.)	H	S (min.)	T (min.)	TPI
1/4	7/16	7/32	0.07	0.12	28
5/16	1/2	17/64	0.09	0.16	24
3/8	9/16	21/64	0.12	0.19	24
7/16	11/16	3/8	0.12	0.21	20
1/2	3/4	7/16	0.15	0.27	20
9/16	7/8	31/64	0.15	0.29	18
5/8	15/16	35/64	0.18	0.32	18
3/4	1.1/8	41/64	0.18	0.38	16
7/8	1.5/16	3/4	0.18	0.49	14
1 Inch	1.1/2	55/64	0.24	0.56	14
1.1/8	1.11/16	31/32	0.24	0.61	12
1.1/4	1.7/8	1.1/16	0.31	0.67	12
1.3/8	2.1/16	1.11/64	0.31	0.78	12
1.1/2	2.1/4	1.9/32	0.37	0.82	12
1.3/4 (≠ASME)	2.5/8	1.1/2	0.43	0.98	12
2 Inch (≠ASME)	3	1.23/32	0.43	1.14	12
2.1/4 (≠ASME)	3.3/8	1.15/16	0.43	1.34	12
2.1/2 (≠ASME)	3.3/4	2.5/32	0.55	1.43	12
2.3/4 (≠ASME)	4.1/8	2.3/8	0.55	1.64	12
3 Inch (≠ASME)	4.1/2	2.19/32	0.62	1.83	12

Article groups

Thread	Driving features	Material	Class	Surface treatment	Code	Page
UNF	Hexagon	St. SAE J995	Gr.2	Plain	U12020	3-167
UNF	Hexagon	St. SAE J995	Gr.5	Plain	U12025	3-167
UNF	Hexagon	St. SAE J995	Gr.8	Plain	U12035	3-168

U12020 Hexagon slotted nut UNF / Kroonmoer UNF / Écrou à creneaux UNF **X01A**

Thread Unified National Fine
Material Steel SAE J995
Class Gr.2
Surface treatment Plain



d - TPI	✉	Art.number	d - TPI	✉	Art.number	d - TPI	✉	Art.number
1/4-28*	100	U12020.025.0001	3/4-16*	5	U12020.075.0001	1.1/2-12*	1	U12020.150.0001
5/16-24*	25	U12020.031.0001	7/8-14*	5	U12020.087.0001	1.3/4-12*	1	U12020.175.0001
3/8-24*	25	U12020.037.0001	1.-14*	5	U12020.100.0001	2.-12*	1	U12020.200.0001
7/16-20*	10	U12020.043.0001	1.1/8-12*	1	U12020.112.0001	2.1/4-12*	1	U12020.225.0001
1/2-20*	10	U12020.050.0001	1.1/4-12*	1	U12020.125.0001	2.1/2-12*	1	U12020.250.0001
9/16-18*	10	U12020.056.0001	1.3/8-12*	1	U12020.137.0001	3.-12*	1	U12020.300.0001
5/8-18*	10	U12020.062.0001						

U12025 Hexagon slotted nut UNF / Kroonmoer UNF / Écrou à creneaux UNF **X01A**

Thread Unified National Fine
Material Steel SAE J995
Class Gr.5
Surface treatment Plain



d - TPI	✉	Art.number	d - TPI	✉	Art.number	d - TPI	✉	Art.number
1.-14*	5	U12025.100.0001	1.1/2-12*	1	U12025.150.0001	2.-12*	1	U12025.200.0001
1.1/8-12*	1	U12025.112.0001	1.3/4-12*	1	U12025.175.0001	2.1/4-12*	1	U12025.225.0001
1.3/8-12*	1	U12025.137.0001						

U12035 **Hexagon slotted nut UNF / Kroonmoer UNF / Écrou à creneaux UNF** **X01A**

Thread	Unified National Fine
Material	Steel SAE J995
Class	Gr.8
Surface treatment	Plain



d - TPI	✉	Art.number	d - TPI	✉	Art.number	d - TPI	✉	Art.number
3/4-16*	5	U12035.075.0001	1.1/4-12*	1	U12035.125.0001	1.3/4-12*	1	U12035.175.0001
1.-14*	5	U12035.100.0001	1.1/2-12*	1	U12035.150.0001	2.-12*	1	U12035.200.0001

Hexagon slotted and castle nut UNF

Kroonmoer UNF / Écrou hexagonal à créneaux UNF

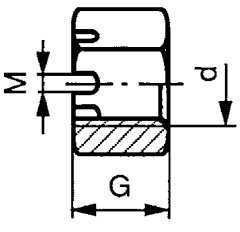

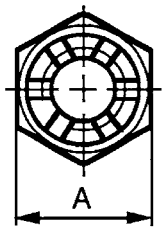

BS **≈1768**



Technical Data

d	A	G	M	Threads per inch
1/4	7/16	5.7	2	28
3/8	9/16	8	3.2	24
7/16	11/16	9.7	3.2	20
1/2	3/4	11.2	4	20
5/8	15/16	14	4.8	18
3/4	1.1/8	16.5	4.8	16
7/8	1.5/16	19.3	4.8	14
1 Inch-12G	1.1/2	22.2	6.4	12
1 Inch-14G	1.1/2	22.2	6.4	14
1.1/4	1.7/8	27.6	8	12
1.1/2	2.1/4	33.3	9.5	12

- When in case of order 1 INCH-12TPI is not explicitly stated the 14TPI UNS type will be supplied.
- Depending on availability the dimensions may deviate.

12161 **Hexagon slotted and castle nut UNF / Kroonmoer UNF / Écrou hexagonal à créneaux UNF** **X09A**

Thread	Unified National Fine
Material	Steel
Class	6
Surface treatment	Plain



d	✉	Art.number	d	✉	Art.number	d	✉	Art.number
1/4	100	12161.063.001	1/2	50	12161.127.001	1-14G	10	12161.256.001
3/8	100	12161.096.001	3/4	25	12161.191.001	1.1/4	10	12161.317.001
7/16	50	12161.111.001	7/8	25	12161.222.001	1.1/2	5	12161.381.001

Heavy hexagon slotted nut UNC

Kroonmoer, zware uitvoering, UNC / Écrou à creneaux, série large UNC

ASME B18.2.2

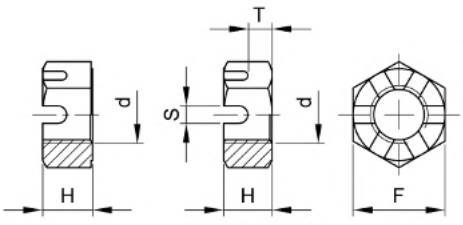



Technical Data

d	F	For pin ø	H	S (min.)	T (min.)	TPI
1/2	7/8	1/8	31/64	0.15	0.32	13
5/8	1.1/16	5/32	39/64	0.18	0.38	11
3/4	1.1/4	5/32	47/64	0.18	0.47	10
7/8	1.7/16	5/32	55/64	0.18	0.59	9
1 Inch	1.5/8	7/32	63/64	0.24	0.69	8
1.1/4	2	1/4	1.7/32	0.31	0.83	7
1.1/2	2.3/8	5/16	1.15/32	0.37	1.01	6
1.3/4	2.3/4	3/8	1.23/32	0.43	1.20	5
2 Inch	3.1/8	3/8	1.31/32	0.43	1.38	4.5
3 Inch	4.5/8	1/2	2.61/64	0.62	2.17	4

Article groups

Thread	Driving features	Material	Class	Surface treatment	Code	Page
UNC	Hexagon	St. SAE J995	Gr.2	Plain	U12050	3-169
UNC	Hexagon	St. SAE J995	Gr.5	Plain	U12055	3-169
UNC	Hexagon	St. ASTM A194	Gr.2H	Plain	U12040	3-169

U12050 Heavy hexagon slotted nut UNC / Kroonmoer, zware uitvoering, UNC / Écrou à creneaux, série large UNC X02A

Thread Unified National Coarse
Material Steel SAE J995
Class Gr.2
Surface treatment Plain



d - TPI	✉	Art.number	d - TPI	✉	Art.number	d - TPI	✉	Art.number
3/4-10*	5	U12050.075.0001	1.-8*	5	U12050.100.0001	1.1/2-6*	1	U12050.150.0001

U12055 Heavy hexagon slotted nut UNC / Kroonmoer, zware uitvoering, UNC / Écrou à creneaux, série large UNC X02A

Thread Unified National Coarse
Material Steel SAE J995
Class Gr.5
Surface treatment Plain



d - TPI	✉	Art.number	d - TPI	✉	Art.number	d - TPI	✉	Art.number
3/4-10*	5	U12055.075.0001	1.1/2-6*	1	U12055.150.0001	2.-4,5*	1	U12055.200.0001
1.-8*	5	U12055.100.0001						

U12040 Heavy hexagon slotted nut UNC / Kroonmoer, zware uitvoering, UNC / Écrou à creneaux, série large UNC X02A

Thread Unified National Coarse
Material Steel ASTM A194
Class Gr.2H
Surface treatment Plain



d - TPI	✉	Art.number	d - TPI	✉	Art.number	d - TPI	✉	Art.number
1/2-13*	5	U12040.050.0001	1.-8*	5	U12040.100.0001	1.3/4-5*	1	U12040.175.0001
5/8-11*	5	U12040.062.0001	1.1/4-7*	1	U12040.125.0001	2.-4,5*	1	U12040.200.0001
3/4-10*	5	U12040.075.0001	1.1/2-6*	1	U12040.150.0001	3.-4*	1	U12040.300.0001
7/8-9*	5	U12040.087.0001						

Square nut UNC

Lage vierkante moer UNC / Écrou carré UNC

ASME B18.2.2

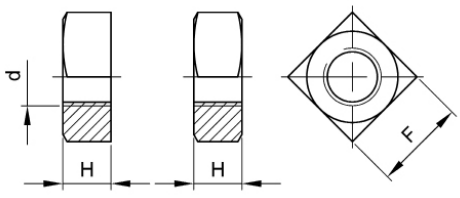



Technical Data

d	Diameter (d-D)	F	H	TPI
#4	#4	1/4	0.093	40
#6	#6	5/16	0.108	32
#8	#8	11/32	0.124	32
#10	#10	3/8	0.124	24
#12	#12	7/16	0.155	24
1/4	-	7/16	7/32	20
5/16	-	9/16	17/64	18
3/8	-	5/8	21/64	16
7/16	-	3/4	3/8	14
1/2	-	13/16	7/16	13
5/8	-	1	35/64	11
3/4	-	1.1/8	21/32	10
7/8	-	1.5/16	49/64	9
1 Inch	-	1.1/2	7/8	8
1.1/8	-	1.11/16	1	7
1.1/4	-	1.7/8	1.3/32	7
1.1/2	-	2.1/4	1.5/16	6

Article groups

Thread	Driving features	Material	Class	Surface treatment	Code	Page
UNC	Square	St. ASTM A563	Gr.A	Plain	U11120	3-170
UNC	Square	St. ASTM A563	Gr.A	ZPL	U11140	3-170
UNC	Square	St.st. ASTM F594 304	CW		U51096	3-171

U11120 Square nut UNC / Lage vierkante moer UNC / Écrou carré UNC **X01A**

Thread Unified National Coarse
Material Carbon steel ASTM A563
Class Gr.A
Surface treatment Plain



d - TPI	✉	Art.number	d - TPI	✉	Art.number	d - TPI	✉	Art.number
#6-32*	100	U11120.013.0001	7/16-14*	100	U11120.043.0001	1.-8*	5	U11120.100.0001
#10-24*	100	U11120.019.0001	1/2-13*	50	U11120.050.0001	1.1/8-7*	1	U11120.112.0001
1/4-20*	100	U11120.025.0001	5/8-11*	25	U11120.062.0001	1.1/4-7*	1	U11120.125.0001
5/16-18*	100	U11120.031.0001	3/4-10*	10	U11120.075.0001	1.1/2-6*	1	U11120.150.0001
3/8-16*	100	U11120.037.0001	7/8-9*	5	U11120.087.0001			

U11140 Square nut UNC / Lage vierkante moer UNC / Écrou carré UNC **X01A**

Thread Unified National Coarse
Material Carbon steel ASTM A563
Class Gr.A
Surface treatment Zinc plated



d - TPI	✉	Art.number	d - TPI	✉	Art.number	d - TPI	✉	Art.number
#6-32*	100	U11140.013.0001	3/8-16*	100	U11140.037.0001	1.-8*	5	U11140.100.0001
#8-32*	100	U11140.016.0001	7/16-14*	100	U11140.043.0001	1.1/8-7*	1	U11140.112.0001
#10-24*	100	U11140.019.0001	1/2-13*	50	U11140.050.0001	1.1/4-7*	1	U11140.125.0001
#12-24*	100	U11140.021.0001	5/8-11*	25	U11140.062.0001	1.1/2-6*	1	U11140.150.0001
1/4-20*	100	U11140.025.0001	3/4-10*	10	U11140.075.0001			
5/16-18*	100	U11140.031.0001	7/8-9*	5	U11140.087.0001			

U51096 **Square nut UNC / Lage vierkante moer UNC / Écrou carré UNC** **X15A**

Thread Unified National Coarse
Material Stainless steel ASTM F594 304
Class CW



d - TPI	✉	Art.number	d - TPI	✉	Art.number	d - TPI	✉	Art.number
#4-40*	50	U51096.011.0001	5/16-18*	25	U51096.031.0001	5/8-11*	5	U51096.062.0001
#6-32*	50	U51096.013.0001	3/8-16*	25	U51096.037.0001	3/4-10*	5	U51096.075.0001
#8-32*	50	U51096.016.0001	7/16-14*	25	U51096.043.0001	7/8-9*	1	U51096.087.0001
#10-24*	50	U51096.019.0001	1/2-13*	10	U51096.050.0001	1.-8*	1	U51096.100.0001
1/4-20*	25	U51096.025.0001						

Heavy square nut UNC

Zware vierkantmoer UNC / Écrou carré, série large UNC

ASME B18.2.2

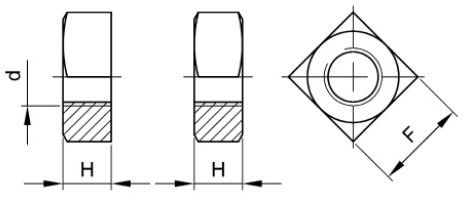



Technical Data

d	F	H	TPI
1/4	1/2	1/4	20
5/16	9/16	5/16	18
3/8	11/16	3/8	16
1/2	7/8	1/2	13
5/8	1.1/16	5/8	11
3/4	1.1/4	3/4	10
7/8	1.7/16	7/8	9
1 Inch	1.5/8	1	8
1.1/8	1.13/16	1.1/8	7
1.1/4	2	1.1/4	7

Article groups

Thread	Driving features	Material	Class	Surface treatment	Code	Page
UNC	Square	St. ASTM A563	Gr.A	Plain	U11121	3-171
UNC	Square	St. SAE J995	Gr.5	Plain	U11122	3-171

U11121 **Heavy square nut UNC / Zware vierkantmoer UNC / Écrou carré, série large UNC** **X02A**

Thread Unified National Coarse
Material Steel ASTM A563
Class Gr.A
Surface treatment Plain



d - TPI	✉	Art.number	d - TPI	✉	Art.number	d - TPI	✉	Art.number
1/4-20*	50	U11121.025.0001	5/8-11*	10	U11121.062.0001	1.-8*	1	U11121.100.0001
5/16-18*	50	U11121.031.0001	3/4-10*	5	U11121.075.0001	1.1/8-7*	1	U11121.112.0001
3/8-16*	50	U11121.037.0001	7/8-9*	5	U11121.087.0001	1.1/4-7*	1	U11121.125.0001
1/2-13*	25	U11121.050.0001						

U11122 **Heavy square nut UNC / Zware vierkantmoer UNC / Écrou carré, série large UNC** **X02A**

Thread Unified National Coarse
Material Steel SAE J995
Class Gr.5
Surface treatment Plain



d - TPI	✉	Art.number	d - TPI	✉	Art.number	d - TPI	✉	Art.number
1/4-20*	50	U11122.025.0001	3/4-10*	5	U11122.075.0001	1.1/8-7*	1	U11122.112.0001
1/2-13*	25	U11122.050.0001	1.-8*	1	U11122.100.0001	1.1/4-7*	1	U11122.125.0001
5/8-11*	10	U11122.062.0001						

FABORY

Wing nut type A UNC

Vleugelmoer A UNC / Écrou à oreilles A UNC

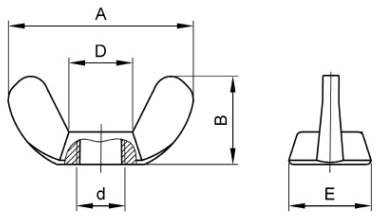

ASME B18.6.9

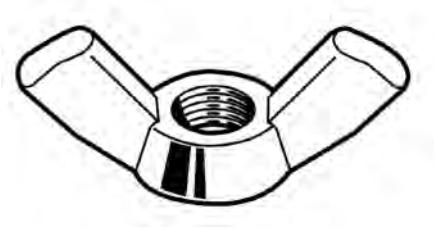

Technical Data

d	A (max.)	B (max.)	d (min.)	E (max.)	TPI
#6	0.91	0.470	0.22	0.43	32
#8	0.91	0.470	0.22	0.43	32
#10	0.91	0.470	0.22	0.43	24
1/4	1.10	0.570	0.26	0.50	20
5/16	1.25	0.660	0.32	0.58	18
3/8	1.44	0.790	0.42	0.70	16
7/16	1.94	1.000	0.54	0.93	14
1/2	1.94	1.000	0.54	0.93	13
5/8	2.76	1.440	0.80	1.19	11
3/4	2.76	1.440	0.80	1.19	10

Article groups

Thread	Driving features	Material	Surface treatment	Code	Page
UNC	Wing	St.	ZPL	U16250	3-172
UNC	Wing	St.st. ASTM F594 304		U51810	3-172
UNC	Wing	St.st. ASTM F594 316		U55810	3-172
UNC	Wing	Br. CU2/CU3	forged	U47550	3-173

U16250 Wing nut type A UNC / Vleugelmoer A UNC / Écrou à oreilles A UNC — X02A

Thread Unified National Coarse
Material Carbon steel
Surface treatment Zinc plated



d - TPI	✉	Art.number	d - TPI	✉	Art.number	d - TPI	✉	Art.number
#6-32*	100	U16250.013.0001	5/16-18*	25	U16250.031.0001	1/2-13*	5	U16250.050.0001
#8-32*	100	U16250.016.0001	3/8-16*	25	U16250.037.0001	5/8-11*	5	U16250.062.0001
#10-24*	100	U16250.019.0001	7/16-14*	10	U16250.043.0001	3/4-10*	1	U16250.075.0001
1/4-20*	50	U16250.025.0001						

U51810 Wing nut type A UNC / Vleugelmoer A UNC / Écrou à oreilles A UNC — X15A

Thread Unified National Coarse
Material Stainless steel ASTM F594 304



d - TPI	✉	Art.number	d - TPI	✉	Art.number	d - TPI	✉	Art.number
#6-32*	25	U51810.013.0001	5/16-18*	5	U51810.031.0001	1/2-13*	5	U51810.050.0001
#8-32*	25	U51810.016.0001	3/8-16*	5	U51810.037.0001	5/8-11*	1	U51810.062.0001
#10-24*	10	U51810.019.0001	7/16-14*	5	U51810.043.0001	3/4-10*	1	U51810.075.0001
1/4-20*	10	U51810.025.0001						

U55810 Wing nut type A UNC / Vleugelmoer A UNC / Écrou à oreilles A UNC — X15A

Thread Unified National Coarse
Material Stainless steel ASTM F594 316



d - TPI	✉	Art.number	d - TPI	✉	Art.number	d - TPI	✉	Art.number
#10-24*	5	U55810.019.0001	5/16-18*	5	U55810.031.0001	7/16-14*	1	U55810.043.0001
1/4-20*	5	U55810.025.0001	3/8-16*	1	U55810.037.0001	1/2-13*	1	U55810.050.0001

U47550 **Wing nut type A UNC / Vleugelmoer A UNC / Écrou à oreilles A UNC** **X02A**

Thread Unified National Coarse
Material Brass CU2/CU3



d - TPI		Art.number	d - TPI		Art.number	d - TPI		Art.number
#6-32*	50	U47550.013.0001	1/4-20*	25	U47550.025.0001	1/2-13*	5	U47550.050.0001
#8-32*	50	U47550.016.0001	5/16-18*	10	U47550.031.0001	5/8-11*	1	U47550.062.0001
#10-24*	25	U47550.019.0001	3/8-16*	10	U47550.037.0001	3/4-10*	1	U47550.075.0001

Wing nut type A UNF

Vleugelmoer A UNF / Écrou à oreilles A UNF

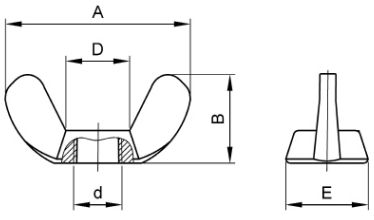

ASME B18.6.9

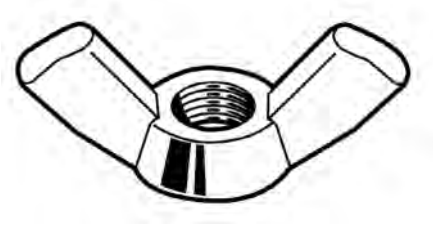

Technical Data

d	A (max.)	B (max.)	E (max.)	TPI
#10	0.91	0.470	0.43	32
1/4	1.10	0.470	0.43	28
5/16	1.25	0.660	0.58	24
3/8	1.44	0.790	0.70	24

Article groups

Thread	Driving features	Material	Surface treatment		Code	Page
UNF	Wing	St.	ZPL		U16251	3-173
UNF	Wing	St.st. ASTM F594 304			U51811	3-173
UNF	Wing	Br. CU2/CU3		forged	U47551	3-174

U16251 **Wing nut type A UNF / Vleugelmoer A UNF / Écrou à oreilles A UNF** **X02A**

Thread Unified National Fine
Material Carbon steel
Surface treatment Zinc plated



d - TPI		Art.number	d - TPI		Art.number	d - TPI		Art.number
#10-32*	100	U16251.019.0001	5/16-24*	25	U16251.031.0001	3/8-24*	25	U16251.037.0001
1/4-28*	50	U16251.025.0001						

U51811 **Wing nut type A UNF / Vleugelmoer A UNF / Écrou à oreilles A UNF** **X15A**

Thread Unified National Fine
Material Stainless steel ASTM F594 304



d - TPI		Art.number	d - TPI		Art.number	d - TPI		Art.number
#10-32*	10	U51811.019.0001	5/16-24*	5	U51811.031.0001	3/8-24*	5	U51811.037.0001
1/4-28*	10	U51811.025.0001						

U47551 **Wing nut type A UNF / Vleugelmoer A UNF / Écrou à oreilles A UNF** **X02A**

Thread Unified National Fine
Material Brass CU2/CU3



d - TPI	✉	Art.number	d - TPI	✉	Art.number	d - TPI	✉	Art.number
#10-32*	25	U47551.019.0001	1/4-28*	25	U47551.025.0001	5/16-24*	10	U47551.031.0001

Wing nut type D style 1 UNC

Vleugelmoer D style 1 UNC / Écrou à oreilles D style 1 UNC

ASME B18.6.9

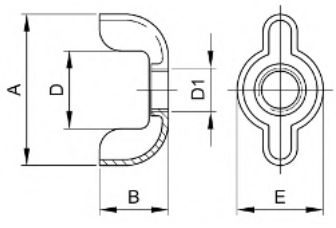



Technical Data

D_1	A (max.)	B (max.)	D (min.)	E (max.)	TPI
#6 (≠ASME)	0.78	0.400	0.25	0.41	32
#8	0.78	0.400	0.25	0.41	32
#10	0.91	0.470	0.34	0.53	24
1/4	1.11	0.500	0.34	0.62	20
5/16	1.30	0.590	0.46	0.73	18
3/8	1.41	0.670	0.69	0.83	16

U16260 **Wing nut type D style 1 UNC / Vleugelmoer D style 1 UNC / Écrou à oreilles D style 1 UNC** **X02A**

Thread Unified National Coarse
Material Carbon steel
Surface treatment Zinc plated



D_1 - TPI	✉	Art.number	D_1 - TPI	✉	Art.number	D_1 - TPI	✉	Art.number
#6-32*	100	U16260.013.0001	#10-24*	100	U16260.019.0001	5/16-18*	25	U16260.031.0001
#8-32*	100	U16260.016.0001	1/4-20*	50	U16260.025.0001	3/8-16*	25	U16260.037.0001

Track shoe nut UNF

Track shoe moer UNF / Écrou carré Trackshoe UNF

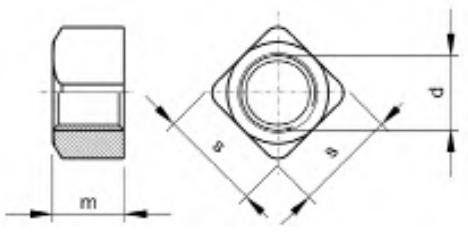

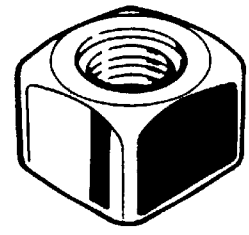

Technical Data

d x m	s (mm)	Threads per inch	d x m	s (mm)	Threads per inch
7/16x16	19	20	3/4x19	28	16
1/2x18	19	20	3/4x21	28	16
9/16x19	22	18	7/8x23	33.3	14
5/8x18	24	18	1 Inchx25.2	38.1	14
5/8x19	25	18	1 Inchx33	38.1	14

- Track shoe nuts with diameter 1 inch and larger are in property class 6.
- For corresponding track shoe bolts see Section 1.

Article groups

Thread	Driving features	Material	Class	Surface treatment		Code	Page
UNF	Square	St.	12	Plain		06080	3-175
UNF	Hexagon	St.	12	Plain	thin	06070	3-175

06080 **Square trackshoe nut / Trackshoemoer vierkant / Écrou carré Trackshoe** **Y90A**

Thread Unified National Fine
Material Steel
Class 12
Surface treatment Plain

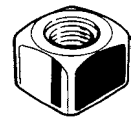

d x m	✉	Art.number	d x m	✉	Art.number	d x m	✉	Art.number
7/16X16	100	06080.111.001	5/8X19	50	06080.158.001	3/4X19	50	06080.191.001
1/2X18	100	06080.127.001						

06070 **Hexagon trackshoe nut thin / Trackshoemoer zeskant laag / Écrou hexagonal Trackshoe bas** **Y90A**

Thread Unified National Fine
Material Steel
Class 12
Surface treatment Plain



d x m	✉	Art.number	d x m	✉	Art.number
5/8X18	50	06070.158.001	3/4X21	50	06070.191.001

Hexagon nut BSW

Zeskantmoer BSW / Écrou hexagonal BSW

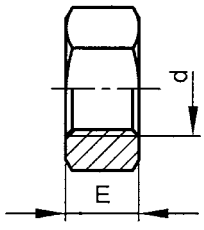

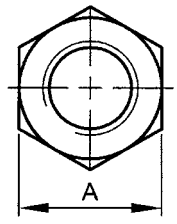

BS 1083



Technical Data

d	A	E	Threads per inch
1/8	0.219	0.094	40
5/32	0.281	0.125	32
3/16	0.375	0.140	24
1/4	0.445	0.200	20
5/16	0.525	0.250	18
3/8	0.600	0.312	16
7/16	0.710	0.375	14
1/2	0.820	0.437	12
9/16	0.920	0.500	12
5/8	1.010	0.562	11
3/4	1.200	0.687	10

d	A	E	Threads per inch
7/8	1.300	0.750	9
1 Inch	1.480	0.875	8
1.1/8	1.670	1.000	7
1.1/4	1.860	1.125	7
1.3/8	2.050	1.250	6
1.1/2	2.220	1.375	6
1.5/8	2.410	1.500	5
1.3/4	2.580	1.625	5
2 Inch	2.760	1.750	4.5
2.1/4	3.150	1.875	4

- Whitworth thread (BSW/BSF) is not internationally recommended. It is advised to use metric (M/MF/MEF) or unified (UNC/UNF) threads instead.
- Depending on availability the dimensions may deviate.

Article groups

Thread	Driving features	Material	Class	Surface treatment		Code	Page
BSW	Hexagon	Free-cutting steel	Gr.A	Plain	turned	11200	3-176
BSW	Hexagon	St.	Gr.A	Plain		03460	3-176
BSW	Hexagon	St.	Gr.A	ZPL		03600	3-177
BSW	Hexagon	Br. CU2/CU3				47100	3-177

11200 Hexagon machine screw nut / Nummermoer / Écrou hexagonal décolleté X08A

Thread British Standard Whitworth
Material Free-cutting steel
Class Gr.A
Surface treatment Plain



d	✉	Art.number	d	✉	Art.number	d	✉	Art.number
1/8	250	11200.031.001	5/8*	50	11200.158.001	1.3/8	10	11200.349.001
5/32	250	11200.039.001	3/4	25	11200.191.001	1.1/2	5	11200.381.001
3/16	250	11200.047.001	7/8*	25	11200.222.001	1.3/4	4	11200.444.001
1/4	250	11200.063.001	1 Inch	25	11200.254.001	2 Inch	1	11200.508.001
5/16*	250	11200.079.001	1.1/8	25	11200.285.001			
1/2	100	11200.127.001	1.1/4	10	11200.317.001			

03460 Hexagon nut BSW / Zeskantmoer BSW / Écrou hexagonal BSW X03A

Thread British Standard Whitworth
Material Steel
Class Gr.A
Surface treatment Plain



d	✉	Art.number	d	✉	Art.number	d	✉	Art.number
3/16	250	03460.047.001	7/16	100	03460.111.001	3/4	50	03460.191.001
1/4	250	03460.063.001	1/2	100	03460.127.001	7/8	25	03460.222.001
5/16	250	03460.079.001	5/8	100	03460.158.001	1 Inch	25	03460.254.001
3/8	250	03460.096.001						

03600 **Hexagon nut BSW / Zeskantmoer BSW / Écrou hexagonal BSW** **X03A**

Thread	British Standard Whitworth
Material	Steel
Class	Gr.A
Surface treatment	Zinc plated



d	✉	Art.number	d	✉	Art.number	d	✉	Art.number
3/16	250	03600.047.001	3/8	250	03600.096.001	3/4	50	03600.191.001
1/4	250	03600.063.001	1/2	100	03600.127.001	7/8	25	03600.222.001
5/16	250	03600.079.001	5/8	100	03600.158.001	1 Inch	25	03600.254.001

47100 **Hexagon nut BSW / Zeskantmoer BSW / Écrou hexagonal BSW** **X08A**

Thread	British Standard Whitworth
Material	Brass CU2/CU3



d	✉	Art.number	d	✉	Art.number	d	✉	Art.number
1/8	250	47100.031.001	1/4	250	47100.063.001	3/8	100	47100.096.001
5/32	250	47100.039.001	5/16	250	47100.079.001	1/2	50	47100.127.001
3/16	250	47100.047.001						

Hexagon nut BSF

Zeskantmoer BSF / Écrou hexagonal BSF

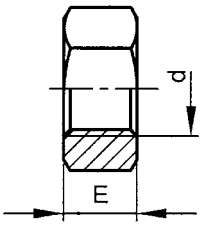

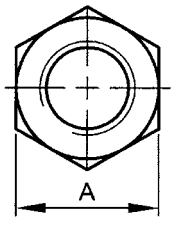

BS 1083



Technical Data

d	A	E	Threads per inch
1/4	0.445	0.200	26
5/16	0.525	0.250	22
3/8	0.6	0.312	20
7/16	0.71	0.375	18
1/2	0.82	0.437	16

d	A	E	Threads per inch
5/8	1.01	0.562	14
3/4	1.2	0.687	12
7/8	1.3	0.750	11
1 Inch	1.48	0.875	10

- Whitworth thread (BSW/BSF) is not internationally recommended. It is advised to use metric (M/MF/MEF) or unified (UNC/UNF) threads instead.

03060 **Hexagon nut BSF / Zeskantmoer BSF / Écrou hexagonal BSF** **X90A**

Thread	British Standard Fine
Material	Steel
Class	Gr.A
Surface treatment	Plain



d	✉	Art.number	d	✉	Art.number	d	✉	Art.number
1/4	100	03060.063.001	7/16	100	03060.111.001	3/4	50	03060.191.001
5/16	100	03060.079.001	1/2	100	03060.127.001	7/8	25	03060.222.001
3/8	100	03060.096.001	5/8	50	03060.158.001	1 Inch	25	03060.254.001

Prevailing torque type hexagon nut with non-metallic insert BSW

Zelfborgende zeskantmoer met kunststof ring BSW / Écrou auto-freiné hexagonal BSW

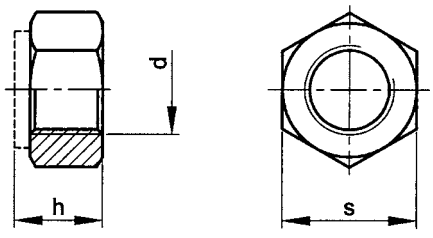



Technical Data

d	h	s	Threads per inch	d	h	s	Threads per inch
1/4	8.3	7/16	20	5/8	19.4	15/16	11
5/16	9.1	1/2	18	3/4	22.6	1.1/8	10
3/8	11.9	9/16	16	7/8	25.3	1.5/16	9
1/2	15.5	3/4	12	1 Inch	27.6	1.1/2	8

- These prevailing torque type hexagon nuts are not standardised. Depending on availability the dimensions may deviate.
- Whitworth thread (BSW/BSF) is not internationally recommended. It is advised to use metric (M/MF/MEF) or unified (UNC/UNF) threads instead.

12340 **Prevailing torque type hexagon nut with non-metallic insert BSW / Zelfborgende zeskantmoer met kunststof ring BSW / Écrou auto-freiné hexagonal BSW** **X08A**

Thread British Standard Whitworth
Material Steel
Class 6
Surface treatment Zinc plated



d	✉	Art.number	d	✉	Art.number	d	✉	Art.number
1/4	100	12340.063.001	1/2	50	12340.127.001	7/8	10	12340.222.001
5/16	100	12340.079.001	5/8	25	12340.158.001	1 Inch	10	12340.254.001
3/8	100	12340.096.001	3/4	25	12340.191.001			

Prevailing torque type hexagon nut with non-metallic insert BSF

Zelfborgende zeskantmoer met kunststof ring BSF / Écrou hexagonal autofreiné à anneau non-metallique BSF

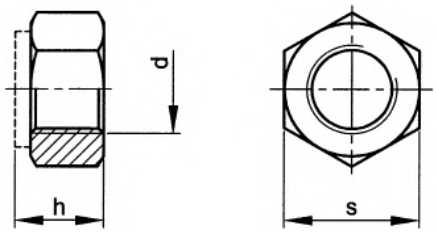



Technical Data

d	h	s	Threads per inch	d	h	s	Threads per inch
1/4	8.3	7/16	26	1/2	15.5	3/4	16
5/16	9.1	1/2	22	9/16	16.7	7/8	16
3/8	11.9	9/16	20	5/8	19.4	15/16	14
7/16	11.9	11/16	18	3/4	22.6	1.1/8	12

- These prevailing torque type hexagon nuts are not standardised. Depending on availability the dimensions may deviate.
- Whitworth thread (BSW/BSF) is not internationally recommended. It is advised to use metric (M/MF/MEF) or unified (UNC/UNF) threads instead.

12400	Prevailing torque type hexagon nut with non-metallic insert BSF / Zelfborgende zeskantmoer met kunststof ring BSF / Écrou hexagonal autofreiné à anneau non-metallique BSF	X90A

Thread British Standard Fine
Material Steel
Class 6
Surface treatment Zinc plated



d	✉	Art.number	d	✉	Art.number	d	✉	Art.number
1/4	100	12400.063.001	3/8	100	12400.096.001	1/2	50	12400.127.001
5/16	100	12400.079.001	7/16	100	12400.111.001			

Hexagon domed cap nut BSW

Dopmoer hoog BSW / Écrou hexagonal borgne BSW

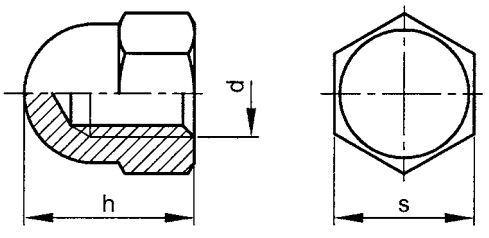



Technical Data

d	h	s	Threads per inch	d	h	s	Threads per inch
1/4	12	11	20	5/8	32	27	11
5/16	15	13	18	3/4	39	32	10
1/2	25	22	12	7/8	42	36	9

- Whitworth thread (BSW/BSF) is not internationally recommended. It is advised to use metric (M/MF/MEF) or unified (UNC/UNF) threads instead.

16540	Hexagon domed cap nut BSW / Dopmoer hoog BSW / Écrou hexagonal borgne BSW	X08A

Thread British Standard Whitworth
Material Steel
Class 6
Surface treatment Plain



d	✉	Art.number	d	✉	Art.number	d	✉	Art.number
1/4	200	16540.063.001	5/8	10	16540.158.001	3/4	10	16540.191.001
1/2	25	16540.127.001						

Wing nut with rounded wings BSW

Vleugelmoer ronde vleugelvorm BSW / Écrou à oreilles arrondies BSW

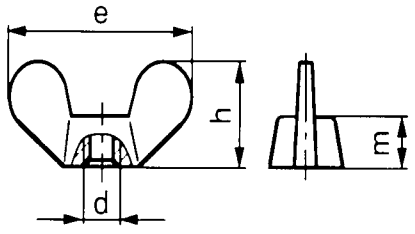

DIN	**313**
NEN	≈2324
BS	856



Technical Data

d	e	h	m	Threads per inch
1/8	17.6	8.6	2.9	40
5/32	20	10.5	3.2	32
3/16	26	13	4	24
1/4	33	17	5	20
5/16	39	20	6.5	18
3/8	51	25	8	16
1/2	65	33.5	10	12
5/8	73	37.5	13	11

- Whitworth thread (BSW/BSF) is not internationally recommended. It is advised to use metric (M/MF/MEF) or unified (UNC/UNF) threads instead.
- Depending on availability the dimensions may deviate.
- The 1/8 inch wing nuts are of the edged wing (American) type.

Article groups

Thread	Driving features	Material	Code	Page
BSW	Wing	CI	16280	3-180
BSW	Wing	Br. CU2/CU3	47570	3-180

16280 **Wing nut with rounded wings BSW / Vleugelmoer ronde vleugelvorm BSW / Écrou à oreilles arrondies BSW** **X08A**

Thread British Standard Whitworth
Material Cast iron



d	✉	Art.number	d	✉	Art.number	d	✉	Art.number
3/16	250	16280.047.001	5/16	100	16280.079.001	1/2	50	16280.127.001
1/4	200	16280.063.001	3/8	100	16280.096.001	5/8	20	16280.158.001

47570 **Wing nut with rounded wings BSW / Vleugelmoer ronde vleugelvorm BSW / Écrou à oreilles arrondies BSW** **X08A**

Thread British Standard Whitworth
Material Brass CU2/CU3



d	✉	Art.number	d	✉	Art.number	d	✉	Art.number
5/32	250	47570.039.001	1/4	200	47570.063.001	3/8	100	47570.096.001
3/16	250	47570.047.001						

Hexagon pipe nut

Zeskantmoer pijpschroefdraad / Écrou hexagonal filetage gaz

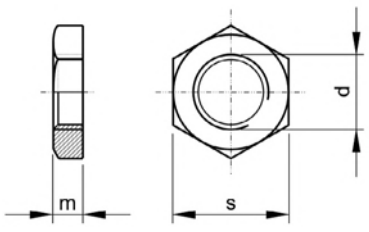

DIN 431 A



Technical Data

d	m (max.)	s	Threads per inch	d	m (max.)	s	Threads per inch
G 1/8	6.48	18	28	G 7/8	9.58	41	14
G 1/4	6.48	21	19	G 1 Inch	10.58	46	11
G 3/8	7.58	27	19	G 1.1/4	11.7	55	11
G 1/2	8.58	34	14	G 1.1/2	12.7	60	11
G 5/8	8.58	34	14	G 2 Inch	13.7	75	11
G 3/4	9.58	36	14	G 3 Inch	19.84	105	11

Article groups

Thread	Driving features	Material	Code	Page
G	Hexagon	St.st. A2	51200	3-181
G	Hexagon	St.st. A4	55200	3-181

51200 Hexagon pipe nut / Zeskantmoer pijpschroefdraad / Écrou hexagonal filetage gaz R09A

Thread Cylindrical pipe thread
Material Stainless steel A2



d	✉	Art.number	d	✉	Art.number	d	✉	Art.number
G1/8	100	51200.031.001	G5/8*	25	51200.158.001	G1.1/4	5	51200.317.001
G1/4	100	51200.063.001	G3/4	25	51200.191.001	G1.1/2	5	51200.381.001
G3/8	50	51200.096.001	G7/8*	10	51200.222.001	G2 Inch*	5	51200.508.001
G1/2	50	51200.127.001	G1 Inch	10	51200.254.001	G3 Inch*	5	51200.762.001

55200 Hexagon pipe nut / Zeskantmoer pijpschroefdraad / Écrou hexagonal filetage gaz R49A

Thread Cylindrical pipe thread
Material Stainless steel A4



d	✉	Art.number	d	✉	Art.number	d	✉	Art.number
G1/8	50	55200.031.001	G1/2	25	55200.127.001	G1.1/4	1	55200.317.001
G1/4	50	55200.063.001	G5/8*	25	55200.158.001	G1.1/2	1	55200.381.001
G5/16*	10	55200.079.001	G3/4	10	55200.191.001	G2 Inch	1	55200.508.001
G3/8	50	55200.096.001	G1 Inch	4	55200.254.001			

Hexagon pipe nut

Zeskantmoer pijpschroefdraad / Écrou hexagonal filetage gaz

DIN 431 B

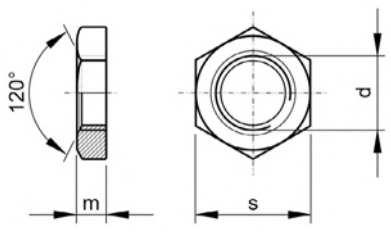



Technical Data

d	m (max.)	s	Threads per inch
G1/8	6.48	18	28
G1/4	6.48	21	19
G3/8	7.58	27	19
G1/2	8.58	34	14
G3/4	9.58	36	14

Article groups

Thread	Driving features	Material	Class	Surface treatment	Code	Page
G	Hexagon	St.	14H	Plain	03150	3-182
G	Hexagon	St.	14H	ZPL	03450	3-182
G	Hexagon	Br. CU2/CU3			47205	3-182

03150 Hexagon pipe nut / Zeskantmoer pijpschroefdraad / Écrou hexagonal filetage gaz X03A

Thread Cylindrical pipe thread
Material Steel
Class 14H
Surface treatment Plain



d	✉	Art.number	d	✉	Art.number	d	✉	Art.number
G1/8*	50	03150.031.001	G3/8*	50	03150.096.001	G3/4*	25	03150.191.001
G1/4*	50	03150.063.001	G1/2*	50	03150.127.001			

03450 Hexagon pipe nut / Zeskantmoer pijpschroefdraad / Écrou hexagonal filetage gaz X03A

Thread Cylindrical pipe thread
Material Steel
Class 14H
Surface treatment Zinc plated



d	✉	Art.number	d	✉	Art.number	d	✉	Art.number
G1/8*	50	03450.031.001	G3/8*	50	03450.096.001	G3/4*	25	03450.191.001
G1/4*	50	03450.063.001	G1/2*	50	03450.127.001			

47205 Hexagon pipe nut / Zeskantmoer pijpschroefdraad / Écrou hexagonal filetage gaz X08A

Thread Cylindrical pipe thread
Material Brass CU2/CU3



d	✉	Art.number	d	✉	Art.number	d	✉	Art.number
G1/4*	50	47205.063.001	G1/2*	50	47205.127.001	G3/4*	25	47205.191.001
G3/8*	50	47205.096.001						

Speednut type SNU

Snapmoer type SNU / Écrou à pincer type SNU

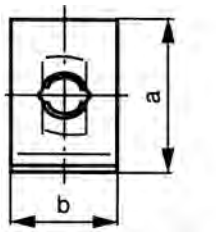





Technical Data

Type	a	b	c	Diameter (mm)	For screw	Material thickness	s	x (min.)	y (min.)
SNU 1812	22.4	7.9	4.8	4.8	ST2.9	0.7-1.2	0.7	8.3	5.5
SNU 1219	16.4	11	6.7	6	ST3.5	0.7-1.6	0.6	11.4	6.1
SNU 0536	16.5	11	6.7	7.2	ST4.2	0.7-1.6	0.6	11.4	7.6
SNU 1561	24.6	11.1	15	7.2	ST4.2	0.7-1.6	0.6	11.4	10.7
SNU 0537	19.8	12.7	7.9	8	ST4.8	0.9-2.0	0.7	12.9	9.4
SNU 1747	12.2	16	5.5	8	ST4.8	0.9-1.6	0.7	-	-
SNU 0538	26.2	15.1	11.1	10	ST5.5	0.9-2.6	0.8	15.4	9.9
SNU 5113	27.3	14.3	13.1	10	ST6.3	0.8-1.8	0.9	14.7	10
SNU-M5	22.4	15	12.0	-	M5	2.50-5.50	0.7	-	-
SNU-M6	23.6	16	11.50	-	M6	0.50-4.80	0.8	-	-
SNU-M8	27.5	18	13.00	-	M8	0.80-4.00	1	-	-

Assembly data

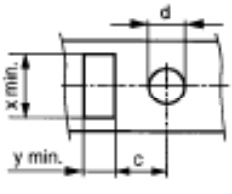





Article groups

Thread	Material	Surface treatment	Code	Page
M	Spring steel	ZPL	72340	3-183
ST	Spring steel	ZPL	72342	3-183

72340 Speednut type SNU / Snapmoer type SNU / Écrou à pincer type SNU **Y93A**

Thread Metric thread
Material Spring steel
Surface treatment Zinc plated



d	✉	Art.number	d	✉	Art.number	d	✉	Art.number
M5	50	72340.050.001	M6	50	72340.060.001	M8	50	72340.080.001

72342 Speednut type SNU / Snapmoer type SNU / Écrou à pincer type SNU **Y93A**

Thread Self tapping thread
Material Spring steel
Surface treatment Zinc plated

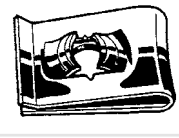

Type	✉	Art.number	Type	✉	Art.number	Type	✉	Art.number
3,9MM= NR.05000050	100	72342.039.001	5,5MM= NR.05000160	50	72342.055.002	7,9MM= NR.05011040	50	72342.079.001
4,8MM= NR.05000110	50	72342.048.003						

Threaded rods and studbolts 4


Page 4-2
DIN 976-1A
Metric


Page 4-15
DIN 976-1B
Metric chamfered


Page 4-16
DIN 976-1A
Metric fine


Page 4-18
DIN 976-1A
ASTM Metric


Page 4-19
PERMAGLAS Metric


Page 4-20
PERMAGLAS Metric


Page 4-21
PERMAGLAS


Page 4-22
ASME B18.31.3
UNC


Page 4-25
ASME B18.31.3
ASTM UNC


Page 4-26
ASME B18.31.3
UNF


Page 4-29
BSW

Page 4-30
Trapezoidal


Page 4-31
Trapezoidal 1,5xD

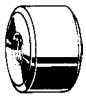
Page 4-32
Trapezoidal 2,0xD

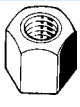
Page 4-33
Trapezoidal 1,5xD

Page 4-34
Shuttering

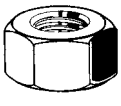
Page 4-34
Shuttering

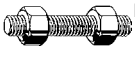
Page 4-35
BS ≈4882
Metric


Page 4-36
ASME ≈B18.2.4.6M
ASTM Metric


Page 4-39
ASME ≈B18.2.4.6M
ASTM Metric fine

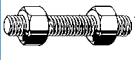
Page 4-39
ASME B16.5/ B18.2.2
UNC/8UN


Page 4-62
ASME B18.2.2
ASTM UNC/8UN


Page 4-68
DIN 2510 L/NF
Metric


Page 4-69
DIN 2510 NF
Metric


Page 4-70
DIN 938
b_m≈ 1xd Metric


Page 4-75
DIN 939
b_m ≈ 1,25xd Metric


Page 4-80
DIN 835
b_m≈ 2xd Metric


Page 4-82
b_m ≈ 1,25xd BSW


Page 4-83
DIN 525
With hexagon nut

FABORY

Threaded rod

Draadstang / Tige filetée

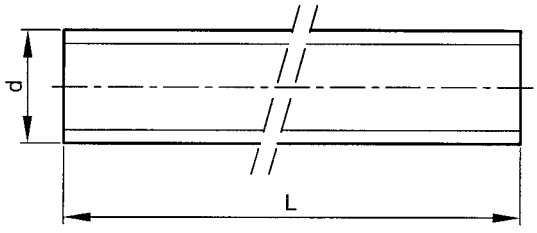

DIN **976-1A**
NF E25-136



4

Technical Data

d	P	d	P
M2	0.40	M27	3.00
M2.5	0.45	M30	3.50
M3	0.50	M33	3.50
M3.5	0.60	M36	4.00
M4	0.70	M39	4.00
M5	0.80	M42	4.50
M6	1.00	M45	4.50
M7 (≠DIN)	1.00	M48	5.00
M8	1.25	M52	5.00
M10	1.50	M56	5.50
M12	1.75	M60	5.50
M14	2.00	M64	6.00
M16	2.00	M68	6.00
M18	2.50	M72	6.00
M20	2.50	M76 (≠DIN)	6.00
M22	2.50	M80 (≠DIN)	6.00
M24	3.00		

One end of these threaded rods is color coded as an alternative for marking and to improve identifiability.

Colour code of threaded rods

Property class	Material	Colour
4.8	Plain steel and zinc plated	None
4.8	ISO metric hot dip galvanized	Light blue
4.8	Oversized hot dip galvanized	Orange
8.8	Plain steel and zinc plated	Traffic yellow
8.8	ISO metric hot dip galvanized	Steel grey
8.8	Oversized hot dip galvanized	Purple
10.9	Plain steel	Oyster white
12.9	Plain steel	Traffic black
A2	Stainless steel A2	Traffic green
A4	Stainless steel A4	Flame red

Article groups

Thread	Material	Class	Surface treatment		Color	Code	Page
M	St.	4.8	Plain	1 meter		20200	4-3
M	St.	4.8	Plain	2 meter		20325	4-3
M	St.	4.8	Plain	3 meter		20409	4-4
M	St.	4.8	Plain	1 meter left		20295	4-4
M	St.	4.8	ZPL	1 meter		20300	4-4
M	St.	4.8	ZPL	2 meter		20330	4-4
M	St.	4.8	ZPL	3 meter		20410	4-4
M	St.	4.8	ZPL	various lengths		20106	4-5
M	St.	4.8	ZPL	1 meter left		20380	4-5
M	St.	4.8	Znthp/nc	1 meter		20303	4-5
M	St.	4.8	HDG	1 meter ISO-metric		20160	4-5
M	St.	4.8	HDG	1 meter oversized		20140	4-6
M	St.	4.8	HDG	2 meter oversized		20145	4-6
M	St.	4.8	HDG	3 meter oversized		20147	4-6
M	St.	8.8	Plain	1 meter		20220	4-6
M	St.	8.8	Plain	2 meter		20370	4-7
M	St.	8.8	Plain	3 meter		20390	4-7
M	St.	8.8	Plain	1 meter left		20375	4-7
M	St.	8.8	ZPL	1 meter		20230	4-7

Article groups

Thread	Material	Class	Surface treatment		Color	Code	Page
M	St.	8.8	ZPL	2 meter		20372	4-7
M	St.	8.8	ZPL	3 meter		20395	4-8
M	St.	8.8	ZPL	1 meter left		20376	4-8
M	St.	8.8	HDG	1 meter ISO-metric		20170	4-8
M	St.	8.8	HDG	1 meter oversized		20150	4-8
M	St.	8.8	HDG	2 meter oversized		20155	4-8
M	St.	8.8	HDG	3 meter oversized		20157	4-9
M	St.	10.9	Plain	1 meter		20130	4-9
M	St.	10.9	ZPL	1 meter		20135	4-9
M	St.	10.9	HDG	1 meter ISO-metric		20165	4-9
M	St.	12.9	Plain	1 meter		20132	4-9
M	St.st. A2	70		1 meter		51070	4-10
M	St.st. A2	70		1 meter/large pack		51064	4-10
M	St.st. A2	70		2 meter		51071	4-10
M	St.st. A2	70		3 meter		51072	4-10
M	St.st. A2	70		various lengths		51068	4-10
M	St.st. A2	70		1 meter left		51074	4-11
M	St.st. A4	70		1 meter		55070	4-11
M	St.st. A4	70		2 meter		55071	4-11
M	St.st. A4	70		3 meter		55072	4-12
M	St.st. A4	70		various lengths		55068	4-12
M	St.st. A4	70		1 meter left		55074	4-12
M	St.st. A5 (1.4571)			1 meter		53070	4-12
M	St.st. A5 (1.4571)			2 meter		53071	4-13
M	St.st. A5 (1.4571)			3 meter		53072	4-13
M	St.st. D6 (1.4462)			1 meter		52070	4-13
M	St.st. D6 (1.4462)			2 meter		52071	4-13
M	St.st. D6 (1.4462)			3 meter		52072	4-13
M	St.st. A8 (1.4529)			1 meter		52073	4-14
M	St.st. A8 (1.4529)			2 meter		52074	4-14
M	St.st. A8 (1.4529)			3 meter		52075	4-14
M	Al	P40		1 meter		45070	4-14
M	Al	P60		1 meter		45270	4-14
M	Ti 3.7035	Gr.2		1 meter		45940	4-14
M	Br. CU2/CU3			1 meter		46090	4-15
M	Plastic PA	6.6		1 meter	White	56170	4-15

20200 Threaded rod length 1 meter / Draadstang lengte 1 meter / Tige filetée longueur 1 mètre — G01A

Thread Metric thread
Material Steel
Class 4.8
Surface treatment Plain



d	✉	Art.number	d	✉	Art.number	d	✉	Art.number
M2	20	20200.020.001	M14	5	20200.140.001	M42	2	20200.420.001
M2,5*	100	20200.025.001	M16	5	20200.160.001	M45	2	20200.450.001
M3	20	20200.030.001	M18	5	20200.180.001	M48	2	20200.480.001
M3,5*	100	20200.035.001	M20	2	20200.200.001	M52	1	20200.520.001
M4	20	20200.040.001	M22	2	20200.220.001	M56	1	20200.560.001
M5	10	20200.050.001	M24	2	20200.240.001	M60	1	20200.600.001
M6	10	20200.060.001	M27	2	20200.270.001	M64	1	20200.640.001
M7 (≠DIN)	10	20200.070.001	M30	2	20200.300.001	M68	1	20200.680.001
M8	10	20200.080.001	M33	2	20200.330.001	M72	1	20200.720.001
M10	10	20200.100.001	M36	2	20200.360.001	M76 (≠DIN)	1	20200.760.001
M12	10	20200.120.001	M39	2	20200.390.001	M80 (≠DIN)	1	20200.800.001

20325 Threaded rod length 2 meter / Draadstang lengte 2 meter / Tige filetée longueur 2 mètres — G06A

Thread Metric thread
Material Steel
Class 4.8



d	✉	Art.number	d	✉	Art.number	d	✉	Art.number
M8	1	20325.080.001	M16	1	20325.160.001	M27	1	20325.270.001
M10	1	20325.100.001	M20	1	20325.200.001	M30	1	20325.300.001
M12	1	20325.120.001	M24	1	20325.240.001			

FABORY

20409 Threaded rod length 3 meter / Draadstang lengte 3 meter / Tige filetée longueur 3 mètres — G06A

Thread Metric thread
Material Steel
Class 4.8
Surface treatment Plain



d	✉	Art.number	d	✉	Art.number	d	✉	Art.number
M8	1	20409.080.001	M16	1	20409.160.001	M24	1	20409.240.001
M10	1	20409.100.001	M20	1	20409.200.001	M30	1	20409.300.001
M12	1	20409.120.001						

20295 Threaded rod length 1 meter left hand thread / Draadstang lengte 1 meter linkse schroefdraad / Tige filetée longueur 1 mètre filetage à gauche — G05A

Thread Metric thread
Material Steel
Class 4.8
Surface treatment Plain



d	✉	Art.number	d	✉	Art.number	d	✉	Art.number
M8 (LH)*	50	20295.080.001	M14 (LH)*	25	20295.140.001	M20 (LH)*	10	20295.200.001
M10 (LH)*	50	20295.100.001	M16 (LH)*	10	20295.160.001	M24 (LH)*	5	20295.240.001
M12 (LH)*	20	20295.120.001	M18 (LH)*	10	20295.180.001	M30 (LH)*	5	20295.300.001

20300 Threaded rod length 1 meter / Draadstang lengte 1 meter / Tige filetée longueur 1 mètre — G03A

Thread Metric thread
Material Steel
Class 4.8
Surface treatment Zinc plated



d	✉	Art.number	d	✉	Art.number	d	✉	Art.number
M2	1	20300.020.001	M10	10	20300.100.001	M30	2	20300.300.001
M2,5	1	20300.025.001	M12	10	20300.120.001	M33	2	20300.330.001
M3	20	20300.030.001	M14	5	20300.140.001	M36	2	20300.360.001
M3,5*	1	20300.035.001	M16	5	20300.160.001	M39	2	20300.390.001
M4	20	20300.040.001	M18	5	20300.180.001	M42	2	20300.420.001
M5	10	20300.050.001	M20	2	20300.200.001	M45	1	20300.450.001
M6	10	20300.060.001	M22	2	20300.220.001	M48*	1	20300.480.001
M7 (≠DIN)	10	20300.070.001	M24	2	20300.240.001			
M8	10	20300.080.001	M27	2	20300.270.001			

20330 Threaded rod length 2 meter / Draadstang lengte 2 meter / Tige filetée longueur 2 mètres — G06A

Thread Metric thread
Material Steel
Class 4.8
Surface treatment Zinc plated



d	✉	Art.number	d	✉	Art.number	d	✉	Art.number
M5	10	20330.050.001	M14*	10	20330.140.001	M24	2	20330.240.001
M6	10	20330.060.001	M16	5	20330.160.001	M27	1	20330.270.001
M8	10	20330.080.001	M18*	5	20330.180.001	M30	1	20330.300.001
M10	10	20330.100.001	M20	2	20330.200.001	M36*	1	20330.360.001
M12	10	20330.120.001	M22*	5	20330.220.001			

20410 Threaded rod length 3 meter / Draadstang lengte 3 meter / Tige filetée longueur 3 mètres — G05A

Thread Metric thread
Material Steel
Class 4.8
Surface treatment Zinc plated



d	✉	Art.number	d	✉	Art.number	d	✉	Art.number
M6	10	20410.060.001	M12	5	20410.120.001	M24	2	20410.240.001
M8	10	20410.080.001	M16	2	20410.160.001	M30	1	20410.300.001
M10	5	20410.100.001	M20	2	20410.200.001			

20106 Threaded rod various lengths / Draadstang diverse lengtes / Tige filetée différentes longueurs — G05A

Thread Metric thread
Material Steel
Class 4.8
Surface treatment Zinc plated



d x L	✉	Art.number	d x L	✉	Art.number	d x L	✉	Art.number
M3X20	200	20106.030.020	M6X25	200	20106.060.025	M8X160	50	20106.080.160
M3X30	200	20106.030.030	M6X30	200	20106.060.030			
M3X40	200	20106.030.040	M6X40	200	20106.060.040	M10X30	100	20106.100.030
M3X50	200	20106.030.050	M6X50	200	20106.060.050	M10X40	100	20106.100.040
M3X70	200	20106.030.070	M6X60	200	20106.060.060	M10X50	100	20106.100.050
M3X80	200	20106.030.080	M6X70	200	20106.060.070	M10X60	100	20106.100.060
M3X90	200	20106.030.090	M6X80	100	20106.060.080	M10X70	100	20106.100.070
			M6X90	100	20106.060.090	M10X80	100	20106.100.080
M4X20	200	20106.040.020	M6X100	100	20106.060.100	M10X90	100	20106.100.090
M4X30	200	20106.040.030	M6X120	100	20106.060.120	M10X100	100	20106.100.100
M4X40	200	20106.040.040	M6X130	100	20106.060.130	M10X120	50	20106.100.120
M4X50	200	20106.040.050	M6X140	100	20106.060.140	M10X130	50	20106.100.130
M4X60	200	20106.040.060	M6X150	100	20106.060.150	M10X140	50	20106.100.140
M4X70	200	20106.040.070	M6X160	100	20106.060.160	M10X150	50	20106.100.150
M4X80	200	20106.040.080				M10X160	50	20106.100.160
M4X90	100	20106.040.090	M8X25	200	20106.080.025			
M4X100	100	20106.040.100	M8X30	200	20106.080.030	M12X40	100	20106.120.040
			M8X40	200	20106.080.040	M12X50	100	20106.120.050
M5X20	200	20106.050.020	M8X50	200	20106.080.050	M12X60	100	20106.120.060
M5X30	200	20106.050.030	M8X60	100	20106.080.060	M12X70	50	20106.120.070
M5X40	200	20106.050.040	M8X70	100	20106.080.070	M12X80	50	20106.120.080
M5X50	200	20106.050.050	M8X75	100	20106.080.075	M12X90	50	20106.120.090
M5X60	200	20106.050.060	M8X80	100	20106.080.080	M12X100	50	20106.120.100
M5X80	100	20106.050.080	M8X90	100	20106.080.090	M12X120	50	20106.120.120
M5X90	100	20106.050.090	M8X100	100	20106.080.100	M12X130	50	20106.120.130
M5X100	100	20106.050.100	M8X120	100	20106.080.120	M12X140	50	20106.120.140
M5X120	100	20106.050.120	M8X130	100	20106.080.130	M12X150	50	20106.120.150
			M8X140	50	20106.080.140	M12X160	25	20106.120.160
M6X20	200	20106.060.020	M8X150	50	20106.080.150			

20380 Threaded rod length 1 meter left hand thread / Draadstang lengte 1 meter linkse schroefdraad / Tige filetée longueur 1 mètre filetage à gauche — G05A

Thread Metric thread
Material Steel
Class 4.8
Surface treatment Zinc plated



d	✉	Art.number	d	✉	Art.number	d	✉	Art.number
M3 (LH)	10	20380.030.001	M10 (LH)	2	20380.100.001	M20 (LH)	1	20380.200.001
M4 (LH)	10	20380.040.001	M12 (LH)	2	20380.120.001	M22 (LH)	1	20380.220.001
M5 (LH)	5	20380.050.001	M14 (LH)	1	20380.140.001	M24 (LH)	1	20380.240.001
M6 (LH)	2	20380.060.001	M16 (LH)	1	20380.160.001	M27 (LH)	1	20380.270.001
M8 (LH)	2	20380.080.001	M18 (LH)	1	20380.180.001	M30 (LH)	1	20380.300.001

20303 Threaded rod length 1 meter / Draadstang lengte 1 meter / Tige filetée longueur 1 mètre — G03A

Thread Metric thread
Material Steel
Class 4.8
Surface treatment Zinc plated with thick Cr(III) passivation



d	✉	Art.number	d	✉	Art.number	d	✉	Art.number
M6*	50	20303.060.001	M12*	10	20303.120.001	M20*	5	20303.200.001
M10*	25	20303.100.001	M16*	10	20303.160.001			

20160 Threaded rod length 1 meter ISO-Metric thread / Draadstang lengte 1 meter ISO-Metrisch / Tige filetée longueur 1 mètre ISO-Métrique — A08C

Thread Metric thread
Material Steel
Class 4.8
Surface treatment Hot dip galvanized



d	✉	Art.number	d	✉	Art.number	d	✉	Art.number
M10	5	20160.100.001	M20	3	20160.200.001	M30	2	20160.300.001
M12	5	20160.120.001	M24	3	20160.240.001	M36	2	20160.360.001
M16	5	20160.160.001	M27	2	20160.270.001			

20160 Threaded rod length 1 meter ISO-Metric thread / Draadstang lengte 1 meter ISO-Metrisch / Tige filetée longueur 1 mètre ISO-Métrique

- ISO metric hot dip galvanized threaded rods are manufactured with thread tolerance class 6az (undersize) before coating.
- After galvanizing they will fit into standard nuts and threaded holes with thread tolerance class 6H.

20140 Threaded rod length 1 meter oversized thread / Draadstang lengte 1 meter overmaats / Tige filetée longueur 1 mètre filetage en surcote A08C

Thread Metric thread
Material Steel
Class 4.8
Surface treatment Hot dip galvanized



d	✉	Art.number	d	✉	Art.number	d	✉	Art.number
M10	5	20140.100.001	M20	3	20140.200.001	M30	2	20140.300.001
M12	5	20140.120.001	M24	3	20140.240.001	M36	2	20140.360.001
M16	5	20140.160.001	M27	2	20140.270.001			

- Oversized hot dip galvanized threaded rods are manufactured with standard thread tolerance class 6g before coating.
- After galvanizing they will therefore NOT fit into standard nuts or threaded holes with thread tolerance class 6H. Suitable nuts have been tapped with thread tolerance class 6AZ (oversized).

20145 Threaded rod length 2 meter oversized thread / Draadstang lengte 2 meter overmaats / Tige filetée longueur 2 mètres filetage en surcote A08A

Thread Metric thread
Material Steel
Class 4.8
Surface treatment Hot dip galvanized



d	✉	Art.number	d	✉	Art.number	d	✉	Art.number
M10	1	20145.100.001	M16	1	20145.160.001	M24	1	20145.240.001
M12	1	20145.120.001	M20	1	20145.200.001			

- Oversized hot dip galvanized threaded rods are manufactured with standard thread tolerance class 6g before coating.
- After galvanizing they will therefore NOT fit into standard nuts or threaded holes with thread tolerance class 6H. Suitable nuts have been tapped with thread tolerance class 6AZ (oversized).

20147 Threaded rod length 3 meter oversized thread / Draadstang lengte 3 meter overmaats / Tige filetée longueur 3 mètres filetage en surcote A08A

Thread Metric thread
Material Steel
Class 4.8
Surface treatment Hot dip galvanized



d	✉	Art.number	d	✉	Art.number	d	✉	Art.number
M12	1	20147.120.001	M24	1	20147.240.001	M30	1	20147.300.001
M16	1	20147.160.001	M27	1	20147.270.001	M36	1	20147.360.001
M20	1	20147.200.001						

- Oversized hot dip galvanized threaded rods are manufactured with standard thread tolerance class 6g before coating.
- After galvanizing they will therefore NOT fit into standard nuts or threaded holes with thread tolerance class 6H. Suitable nuts have been tapped with thread tolerance class 6AZ (oversized).

20220 Threaded rod length 1 meter / Draadstang lengte 1 meter / Tige filetée longueur 1 mètre G04A

Thread Metric thread
Material Steel
Class 8.8
Surface treatment Plain



d	✉	Art.number	d	✉	Art.number	d	✉	Art.number
M4	1	20220.040.001	M18	3	20220.180.001	M39	1	20220.390.001
M5	10	20220.050.001	M20	3	20220.200.001	M42	1	20220.420.001
M6	10	20220.060.001	M22	3	20220.220.001	M45	1	20220.450.001
M8	10	20220.080.001	M24	3	20220.240.001	M48	1	20220.480.001
M10	10	20220.100.001	M27	2	20220.270.001	M52	1	20220.520.001
M12	5	20220.120.001	M30	2	20220.300.001	M56	1	20220.560.001
M14	5	20220.140.001	M33	2	20220.330.001	M60	1	20220.600.001
M16	5	20220.160.001	M36	2	20220.360.001	M64	1	20220.640.001

20370 Threaded rod length 2 meter / Draadstang lengte 2 meter / Tige filetée longueur 2 mètres — G05A

Thread Metric thread
Material Steel
Class 8.8
Surface treatment Plain



d	✉	Art.number	d	✉	Art.number	d	✉	Art.number
M16	1	20370.160.001	M24	1	20370.240.001	M30	1	20370.300.001
M20	1	20370.200.001	M27	1	20370.270.001			

20390 Threaded rod length 3 meter / Draadstang lengte 3 meter / Tige filetée longueur 3 mètres — G05A

Thread Metric thread
Material Steel
Class 8.8
Surface treatment Plain



d	✉	Art.number	d	✉	Art.number	d	✉	Art.number
M8	1	20390.080.001	M16	1	20390.160.001	M27	1	20390.270.001
M10	1	20390.100.001	M20	1	20390.200.001	M30	1	20390.300.001
M12	1	20390.120.001	M24	1	20390.240.001			

20375 Threaded rod length 1 meter left hand thread / Draadstang lengte 1 meter linkse schroefdraad / Tige filetée longueur 1 mètre filetage à gauche — G05A

Thread Metric thread
Material Steel
Class 8.8
Surface treatment Plain



d	✉	Art.number	d	✉	Art.number	d	✉	Art.number
M10 (LH)*	50	20375.100.001	M16 (LH)	10	20375.160.001	M24 (LH)*	5	20375.240.001
M12 (LH)*	25	20375.120.001	M20 (LH)*	10	20375.200.001	M30 (LH)	5	20375.300.001

20230 Threaded rod length 1 meter / Draadstang lengte 1 meter / Tige filetée longueur 1 mètre — G04A

Thread Metric thread
Material Steel
Class 8.8
Surface treatment Zinc plated



d	✉	Art.number	d	✉	Art.number	d	✉	Art.number
M4	10	20230.040.001	M18	3	20230.180.001	M39	1	20230.390.001
M5	10	20230.050.001	M20	3	20230.200.001	M42	1	20230.420.001
M6	10	20230.060.001	M22	3	20230.220.001	M45	1	20230.450.001
M8	10	20230.080.001	M24	3	20230.240.001	M48	1	20230.480.001
M10	10	20230.100.001	M27	2	20230.270.001	M52	1	20230.520.001
M12	5	20230.120.001	M30	2	20230.300.001	M56	1	20230.560.001
M14	5	20230.140.001	M33	2	20230.330.001	M60	1	20230.600.001
M16	5	20230.160.001	M36	2	20230.360.001	M64	1	20230.640.001

20372 Threaded rod length 2 meter / Draadstang lengte 2 meter / Tige filetée longueur 2 mètres — G05A

Thread Metric thread
Material Steel
Class 8.8
Surface treatment Zinc plated



d	✉	Art.number	d	✉	Art.number	d	✉	Art.number
M5	10	20372.050.001	M14	5	20372.140.001	M27	1	20372.270.001
M6	10	20372.060.001	M16	5	20372.160.001	M30	1	20372.300.001
M8	10	20372.080.001	M20	2	20372.200.001	M36	1	20372.360.001
M10	10	20372.100.001	M22	2	20372.220.001	M42	1	20372.420.001
M12	10	20372.120.001	M24	2	20372.240.001			

20395 Threaded rod length 3 meter / Draadstang lengte 3 meter / Tige filetée longueur 3 mètres — G05A

Thread	Metric thread
Material	Steel
Class	8.8
Surface treatment	Zinc plated



d	✉	Art.number	d	✉	Art.number	d	✉	Art.number
M6	10	20395.060.001	M12	5	20395.120.001	M24	1	20395.240.001
M8	10	20395.080.001	M16	2	20395.160.001	M30	1	20395.300.001
M10	5	20395.100.001	M20	1	20395.200.001	M36	1	20395.360.001

20376 Threaded rod length 1 meter left hand thread / Draadstang lengte 1 meter linkse schroefdraad / Tige filetée longueur 1 mètre filetage à gauche — G05A

Thread	Metric thread
Material	Steel
Class	8.8
Surface treatment	Zinc plated



d	✉	Art.number	d	✉	Art.number	d	✉	Art.number
M6 (LH)	2	20376.060.001	M16 (LH)	1	20376.160.001	M27 (LH)*	3	20376.270.001
M8 (LH)	2	20376.080.001	M20 (LH)	1	20376.200.001	M30 (LH)	1	20376.300.001
M10 (LH)	2	20376.100.001	M24 (LH)	1	20376.240.001	M36 (LH)*	1	20376.360.001
M12 (LH)	2	20376.120.001						

20170 Threaded rod length 1 meter ISO-Metric thread / Draadstang lengte 1 meter ISO-Metrisch / Tige filetée longueur 1 mètre ISO-Métrique — A08C

Thread	Metric thread
Material	Steel
Class	8.8
Surface treatment	Hot dip galvanized



d	✉	Art.number	d	✉	Art.number	d	✉	Art.number
M10	5	20170.100.001	M24	3	20170.240.001	M36	2	20170.360.001
M12	5	20170.120.001	M27	2	20170.270.001	M39	1	20170.390.001
M16	5	20170.160.001	M30	2	20170.300.001	M42	1	20170.420.001
M20	3	20170.200.001	M33	1	20170.330.001	M45	1	20170.450.001

- ISO metric hot dip galvanized threaded rods are manufactured with thread tolerance class 6az (undersize) before coating.
- After galvanizing they will fit into standard nuts and threaded holes with thread tolerance class 6H.

20150 Threaded rod length 1 meter oversized thread / Draadstang lengte 1 meter overmaats / Tige filetée longueur 1 mètre filetage en surcote — A08C

Thread	Metric thread
Material	Steel
Class	8.8
Surface treatment	Hot dip galvanized



d	✉	Art.number	d	✉	Art.number	d	✉	Art.number
M10	5	20150.100.001	M27	2	20150.270.001	M39	1	20150.390.001
M12	5	20150.120.001	M30	2	20150.300.001	M42	1	20150.420.001
M16	5	20150.160.001	M33	2	20150.330.001	M45	1	20150.450.001
M20	3	20150.200.001	M36	2	20150.360.001	M48	1	20150.480.001
M24	3	20150.240.001						

- Oversized hot dip galvanized threaded rods are manufactured with standard thread tolerance class 6g before coating.
- After galvanizing they will therefore NOT fit into standard nuts or threaded holes with thread tolerance class 6H. Suitable nuts have been tapped with thread tolerance class 6AZ (oversized).

20155 Threaded rod length 2 meter oversized thread / Draadstang lengte 2 meter overmaats / Tige filetée longueur 2 mètres filetage en surcote — A08A

Thread	Metric thread
Material	Steel
Class	8.8
Surface treatment	Hot dip galvanized



d	✉	Art.number	d	✉	Art.number	d	✉	Art.number
M12	1	20155.120.001	M20	1	20155.200.001	M30	1	20155.300.001
M16	1	20155.160.001	M24	1	20155.240.001			

- Oversized hot dip galvanized threaded rods are manufactured with standard thread tolerance class 6g before coating.
- After galvanizing they will therefore NOT fit into standard nuts or threaded holes with thread tolerance class 6H. Suitable nuts have been tapped with thread tolerance class 6AZ (oversized).

20157 Threaded rod length 3 meter oversized thread / Draadstang lengte 3 meter overmaats / Tige filetée longueur 3 mètres filetage en surcote — A08A

Thread Metric thread
Material Steel
Class 8.8
Surface treatment Hot dip galvanized



d	✉	Art.number	d	✉	Art.number	d	✉	Art.number
M12	1	20157.120.001	M24	1	20157.240.001	M30	1	20157.300.001
M16	1	20157.160.001	M27	1	20157.270.001	M36	1	20157.360.001
M20	1	20157.200.001						

- Oversized hot dip galvanized threaded rods are manufactured with standard thread tolerance class 6g before coating.
- After galvanizing they will therefore NOT fit into standard nuts or threaded holes with thread tolerance class 6H. Suitable nuts have been tapped with thread tolerance class 6AZ (oversized).

4

20130 Threaded rod length 1 meter / Draadstang lengte 1 meter / Tige filetée longueur 1 mètre — G04A

Thread Metric thread
Material Steel
Class 10.9
Surface treatment Plain



d	✉	Art.number	d	✉	Art.number	d	✉	Art.number
M5	5	20130.050.001	M18	3	20130.180.001	M33	2	20130.330.001
M6	5	20130.060.001	M20	3	20130.200.001	M36	2	20130.360.001
M8	5	20130.080.001	M22	3	20130.220.001	M39	2	20130.390.001
M10	5	20130.100.001	M24	3	20130.240.001	M42	1	20130.420.001
M12	5	20130.120.001	M27	2	20130.270.001	M45	1	20130.450.001
M14	5	20130.140.001	M30	2	20130.300.001	M48	1	20130.480.001
M16	3	20130.160.001						

- Warning: electroplating of these products may cause hydrogen embrittlement.

20135 Threaded rod length 1 meter / Draadstang lengte 1 meter / Tige filetée longueur 1 mètre — G04A

Thread Metric thread
Material Steel
Class 10.9
Surface treatment Zinc plated



d	✉	Art.number	d	✉	Art.number	d	✉	Art.number
M5	1	20135.050.001	M12	1	20135.120.001	M27*	3	20135.270.001
M6	1	20135.060.001	M16	1	20135.160.001	M30	3	20135.300.001
M8	1	20135.080.001	M20	5	20135.200.001	M36*	1	20135.360.001
M10	1	20135.100.001	M24	5	20135.240.001	M42	1	20135.420.001

- Warning: electroplating of these products may cause hydrogen embrittlement.

20165 Threaded rod length 1 meter ISO-Metric thread / Draadstang lengte 1 meter ISO-Metrisch / Tige filetée longueur 1 mètre filetage ISO-Métrique — A08A

Thread Metric thread
Material Steel
Class 10.9
Surface treatment Hot dip galvanized



d	✉	Art.number	d	✉	Art.number	d	✉	Art.number
M12	10	20165.120.001	M24*	5	20165.240.001	M30*	3	20165.300.001
M16	1	20165.160.001	M27*	3	20165.270.001	M36*	1	20165.360.001
M20*	5	20165.200.001						

- ISO metric hot dip galvanized threaded rods are manufactured with thread tolerance class 6az (undersize) before coating.
- After galvanizing they will fit into standard nuts and threaded holes with thread tolerance class 6H.

20132 Threaded rod length 1 meter / Draadstang lengte 1 meter / Tige filetée longueur 1 mètre — G04A

Thread Metric thread
Material Steel
Class 12.9
Surface treatment Plain



d	✉	Art.number	d	✉	Art.number	d	✉	Art.number
M6	1	20132.060.001	M12	5	20132.120.001	M24	3	20132.240.001
M8	5	20132.080.001	M16	3	20132.160.001	M27	2	20132.270.001
M10	5	20132.100.001	M20	3	20132.200.001	M30	2	20132.300.001

- Warning: electroplating of these products may cause hydrogen embrittlement.

51070 Threaded rod length 1 meter / Draadstang lengte 1 meter / Tige filetée longueur 1 mètre Q03A

Thread Metric thread
Material Stainless steel A2
Class 70



d	✉	Art.number	d	✉	Art.number	d	✉	Art.number
M2	20	51070.020.001	M12	5	51070.120.001	M30	1	51070.300.001
M2,5	20	51070.025.001	M14	5	51070.140.001	M33	1	51070.330.001
M3	10	51070.030.001	M16	5	51070.160.001	M36	1	51070.360.001
M4	10	51070.040.001	M18	3	51070.180.001	M39	5	51070.390.001
M5	10	51070.050.001	M20	3	51070.200.001	M42*	5	51070.420.001
M6	10	51070.060.001	M22	2	51070.220.001	M45*	5	51070.450.001
M8	10	51070.080.001	M24	2	51070.240.001	M48*	5	51070.480.001
M10	10	51070.100.001	M27	1	51070.270.001	M52*	1	51070.520.001

- Sizes with a diameter > M24 are minimal property class 50.

51064 Threaded rod length 1 meter large pack / Draadstang lengte 1 meter grootverpakking / Tige filetée longueur 1 mètre grand paquet Q03A

Thread Metric thread
Material Stainless steel A2
Class 70



d	✉	Art.number	d	✉	Art.number	d	✉	Art.number
M6	50	51064.060.001	M10	25	51064.100.001	M16	15	51064.160.001
M8	25	51064.080.001	M12	25	51064.120.001			

51071 Threaded rod length 2 meter / Draadstang lengte 2 meter / Tige filetée longueur 2 mètres R09A

Thread Metric thread
Material Stainless steel A2
Class 70



d	✉	Art.number	d	✉	Art.number	d	✉	Art.number
M6	5	51071.060.001	M18*	5	51071.180.001	M33*	1	51071.330.001
M8	5	51071.080.001	M20	1	51071.200.001	M36*	1	51071.360.001
M10	2	51071.100.001	M22*	1	51071.220.001	M39*	1	51071.390.001
M12	2	51071.120.001	M24	1	51071.240.001	M42*	1	51071.420.001
M14*	10	51071.140.001	M27	1	51071.270.001	M45*	1	51071.450.001
M16	2	51071.160.001	M30	1	51071.300.001			

- Sizes with a diameter > M24 are minimal property class 50.

51072 Threaded rod length 3 meter / Draadstang lengte 3 meter / Tige filetée longueur 3 mètres R09A

Thread Metric thread
Material Stainless steel A2
Class 70



d	✉	Art.number	d	✉	Art.number	d	✉	Art.number
M6	5	51072.060.001	M18*	5	51072.180.001	M33*	1	51072.330.001
M8	5	51072.080.001	M20	1	51072.200.001	M36*	1	51072.360.001
M10	2	51072.100.001	M22*	1	51072.220.001	M39*	1	51072.390.001
M12	2	51072.120.001	M24	1	51072.240.001	M42*	1	51072.420.001
M14*	10	51072.140.001	M27*	1	51072.270.001	M45*	1	51072.450.001
M16	2	51072.160.001	M30*	1	51072.300.001			

- Sizes with a diameter > M24 are minimal property class 50.

51068 Threaded rod various lengths / Draadstang diverse lengtes / Tige filetée différentes longueurs R09A

Thread Metric thread
Material Stainless steel A2
Class 70



d x L	✉	Art.number	d x L	✉	Art.number	d x L	✉	Art.number
M4X20	100	51068.040.020				M5X70	100	51068.050.070
M4X30	100	51068.040.030	M5X30	100	51068.050.030	M5X80	50	51068.050.080
M4X40	100	51068.040.040	M5X40	100	51068.050.040	M5X90	50	51068.050.090
M4X50	100	51068.040.050	M5X50	100	51068.050.050	M5X100	50	51068.050.100
M4X60	100	51068.040.060	M5X60	100	51068.050.060	M5X120	50	51068.050.120

51068 Threaded rod various lengths / Draadstang diverse lengtes / Tige filetée différentes longueurs

d x L	✉	Art.number	d x L	✉	Art.number	d x L	✉	Art.number
			M8X80	50	51068.080.080	M10X160	25	51068.100.160
M6X30	100	51068.060.030	M8X90	50	51068.080.090			
M6X40	100	51068.060.040	M8X100	50	51068.080.100	M12X40	50	51068.120.040
M6X50	100	51068.060.050	M8X120	50	51068.080.120	M12X50	50	51068.120.050
M6X60	100	51068.060.060	M8X130	50	51068.080.130	M12X60	50	51068.120.060
M6X70	100	51068.060.070	M8X140	25	51068.080.140	M12X65	25	51068.120.065
M6X75*	100	51068.060.075	M8X150	25	51068.080.150	M12X70	25	51068.120.070
M6X80	50	51068.060.080	M8X160	25	51068.080.160	M12X80	25	51068.120.080
M6X90	50	51068.060.090	M8X200	25	51068.080.200	M12X90	25	51068.120.090
M6X100	50	51068.060.100				M12X100	25	51068.120.100
M6X120	50	51068.060.120	M10X40	50	51068.100.040	M12X120	25	51068.120.120
M6X130	50	51068.060.130	M10X50	50	51068.100.050	M12X130	25	51068.120.130
M6X140	50	51068.060.140	M10X60	50	51068.100.060	M12X140	25	51068.120.140
M6X150	50	51068.060.150	M10X70	50	51068.100.070	M12X150	25	51068.120.150
M6X160	50	51068.060.160	M10X80	50	51068.100.080	M12X160	10	51068.120.160
			M10X90	50	51068.100.090			
M8X30	100	51068.080.030	M10X100	50	51068.100.100	M16X65	10	51068.160.065
M8X40	100	51068.080.040	M10X120	25	51068.100.120	M16X80	10	51068.160.080
M8X50	100	51068.080.050	M10X130	25	51068.100.130			
M8X60	50	51068.080.060	M10X140	25	51068.100.140	M20X100	10	51068.200.100
M8X70	50	51068.080.070	M10X150	25	51068.100.150	M20X150	10	51068.200.150

51074 Threaded rod length 1 meter left hand thread / Draadstang lengte 1 meter linkse schroefdraad / Tige filetée longueur 1 mètre filetage à gauche — R09A

Thread Metric thread
Material Stainless steel A2
Class 70



d	✉	Art.number	d	✉	Art.number	d	✉	Art.number
M5 (LH)*	100	51074.050.001	M12 (LH)	2	51074.120.001	M18 (LH)*	10	51074.180.001
M6 (LH)	2	51074.060.001	M14 (LH)*	10	51074.140.001	M20 (LH)	1	51074.200.001
M8 (LH)	2	51074.080.001	M16 (LH)	1	51074.160.001	M24 (LH)	1	51074.240.001
M10 (LH)	2	51074.100.001						

55070 Threaded rod length 1 meter / Draadstang lengte 1 meter / Tige filetée longueur 1 mètre — Q43A

Thread Metric thread
Material Stainless steel A4
Class 70



d	✉	Art.number	d	✉	Art.number	d	✉	Art.number
M2	10	55070.020.001	M12	5	55070.120.001	M30	1	55070.300.001
M2,5	10	55070.025.001	M14	5	55070.140.001	M33	1	55070.330.001
M3	10	55070.030.001	M16	5	55070.160.001	M36	1	55070.360.001
M4	10	55070.040.001	M18	3	55070.180.001	M39*	5	55070.390.001
M5	10	55070.050.001	M20	3	55070.200.001	M42*	5	55070.420.001
M6	10	55070.060.001	M22	2	55070.220.001	M45*	5	55070.450.001
M8	10	55070.080.001	M24	2	55070.240.001	M48*	5	55070.480.001
M10	10	55070.100.001	M27	1	55070.270.001	M52*	1	55070.520.001

- Sizes with a diameter > M24 are minimal property class 50.

55071 Threaded rod length 2 meter / Draadstang lengte 2 meter / Tige filetée longueur 2 mètres — R49A

Thread Metric thread
Material Stainless steel A4
Class 70



d	✉	Art.number	d	✉	Art.number	d	✉	Art.number
M6	5	55071.060.001	M18*	5	55071.180.001	M36*	1	55071.360.001
M8	5	55071.080.001	M20	1	55071.200.001	M39*	1	55071.390.001
M10	2	55071.100.001	M22*	1	55071.220.001	M42*	1	55071.420.001
M12	2	55071.120.001	M27*	5	55071.270.001	M45*	1	55071.450.001
M14*	10	55071.140.001	M30	1	55071.300.001			
M16	2	55071.160.001	M33*	1	55071.330.001			

- Sizes with a diameter > M24 are minimal property class 50.

FABORY

55072 Threaded rod length 3 meter / Draadstang lengte 3 meter / Tige filetée longueur 3 mètres — R49A

Thread Metric thread
Material Stainless steel A4
Class 70



d	✉	Art.number	d	✉	Art.number	d	✉	Art.number
M6	5	55072.060.001	M18*	5	55072.180.001	M36*	1	55072.360.001
M8	5	55072.080.001	M20	1	55072.200.001	M39*	1	55072.390.001
M10	2	55072.100.001	M24	1	55072.240.001	M42*	1	55072.420.001
M12	2	55072.120.001	M27*	1	55072.270.001	M45*	1	55072.450.001
M14*	5	55072.140.001	M30*	1	55072.300.001			
M16	2	55072.160.001	M33*	1	55072.330.001			

4

- Sizes with a diameter > M24 are minimal property class 50.

55068 Threaded rod various lengths / Draadstang diverse lengtes / Tige filetée différentes longueurs — R49A

Thread Metric thread
Material Stainless steel A4
Class 70



d x L	✉	Art.number	d x L	✉	Art.number	d x L	✉	Art.number
M4X20	100	55068.040.020	M8X50	100	55068.080.050	M10X140*	100	55068.100.140
			M8X60	50	55068.080.060	M10X150	25	55068.100.150
M5X30	100	55068.050.030	M8X70	50	55068.080.070			
M5X40	100	55068.050.040	M8X80	50	55068.080.080	M12X40	50	55068.120.040
M5X50	100	55068.050.050	M8X100	50	55068.080.100	M12X50	50	55068.120.050
M5X60	100	55068.050.060	M8X120	50	55068.080.120	M12X60	50	55068.120.060
M5X80	50	55068.050.080	M8X130	50	55068.080.130	M12X70	25	55068.120.070
			M8X160	25	55068.080.160	M12X80	25	55068.120.080
M6X30	100	55068.060.030				M12X100	25	55068.120.100
M6X40	100	55068.060.040	M10X40	50	55068.100.040	M12X120	25	55068.120.120
M6X50	100	55068.060.050	M10X50	50	55068.100.050	M12X130*	100	55068.120.130
M6X60	100	55068.060.060	M10X60	50	55068.100.060	M12X150	25	55068.120.150
M6X70	100	55068.060.070	M10X70	50	55068.100.070	M12X160	10	55068.120.160
M6X80	50	55068.060.080	M10X80	50	55068.100.080			
M6X100	50	55068.060.100	M10X90	50	55068.100.090	M16X50	10	55068.160.050
			M10X100	50	55068.100.100	M16X60	50	55068.160.060
M8X30	100	55068.080.030	M10X120	25	55068.100.120			
M8X40	100	55068.080.040	M10X130	25	55068.100.130	M20X340	1	55068.200.340

55074 Threaded rod length 1 meter left hand thread / Draadstang lengte 1 meter linkse schroefdraad / Tige filetée longueur 1 mètre fileta-ge à gauche — R09A

Thread Metric thread
Material Stainless steel A4
Class 70



d	✉	Art.number	d	✉	Art.number	d	✉	Art.number
M5 (LH)*	100	55074.050.001	M10 (LH)*	25	55074.100.001	M16 (LH)*	10	55074.160.001
M6 (LH)*	100	55074.060.001	M12 (LH)*	20	55074.120.001	M18 (LH)*	10	55074.180.001
M8 (LH)*	50	55074.080.001	M14 (LH)*	10	55074.140.001	M20 (LH)	5	55074.200.001

53070 Threaded rod length 1 meter / Draadstang lengte 1 meter / Tige filetée longueur 1 mètre — Q53A

Thread Metric thread
Material Stainless steel A5 (1.4571)



d	✉	Art.number	d	✉	Art.number	d	✉	Art.number
M6*	10	53070.060.001	M14*	2	53070.140.001	M24*	1	53070.240.001
M8*	5	53070.080.001	M16*	1	53070.160.001	M27*	1	53070.270.001
M10*	3	53070.100.001	M20*	1	53070.200.001	M30*	1	53070.300.001
M12*	2	53070.120.001						

53071 Threaded rod length 2 meter / Draadstang lengte 2 meter / Tige filetée longueur 2 mètres Q53A

Thread Metric thread
Material Stainless steel A5 (1.4571)



d	✉	Art.number	d	✉	Art.number	d	✉	Art.number
M6*	5	53071.060.001	M12*	1	53071.120.001	M24*	1	53071.240.001
M8*	5	53071.080.001	M16*	1	53071.160.001	M27*	1	53071.270.001
M10*	2	53071.100.001	M20*	1	53071.200.001	M30*	1	53071.300.001

53072 Threaded rod length 3 meter / Draadstang lengte 3 meter / Tige filetée longueur 3 mètres Q53A

Thread Metric thread
Material Stainless steel A5 (1.4571)



d	✉	Art.number	d	✉	Art.number	d	✉	Art.number
M6*	3	53072.060.001	M14*	1	53072.140.001	M24*	1	53072.240.001
M8*	2	53072.080.001	M16*	1	53072.160.001	M27*	1	53072.270.001
M10*	1	53072.100.001	M20*	1	53072.200.001	M30*	1	53072.300.001
M12*	1	53072.120.001						

52070 Threaded rod length 1 meter / Draadstang lengte 1 meter / Tige filetée longueur 1 mètre Q63A

Thread Metric thread
Material Stainless steel D6 (1.4462)



d	✉	Art.number	d	✉	Art.number	d	✉	Art.number
M6*	5	52070.060.001	M20*	1	52070.200.001	M33*	1	52070.330.001
M8*	2	52070.080.001	M22*	1	52070.220.001	M36*	1	52070.360.001
M10*	2	52070.100.001	M24*	1	52070.240.001	M39*	1	52070.390.001
M12*	1	52070.120.001	M27*	1	52070.270.001	M42*	1	52070.420.001
M16*	1	52070.160.001	M30*	1	52070.300.001			

52071 Threaded rod length 2 meter / Draadstang lengte 2 meter / Tige filetée longueur 2 mètres Q63A

Thread Metric thread
Material Stainless steel D6 (1.4462)



d	✉	Art.number	d	✉	Art.number	d	✉	Art.number
M6*	2	52071.060.001	M12*	1	52071.120.001	M24*	1	52071.240.001
M8*	1	52071.080.001	M16*	1	52071.160.007	M27*	1	52071.270.001
M10*	1	52071.100.001	M20*	1	52071.200.001	M30*	1	52071.300.001

52072 Threaded rod length 3 meter / Draadstang lengte 3 meter / Tige filetée longueur 3 mètres Q63A

Thread Metric thread
Material Stainless steel D6 (1.4462)



d	✉	Art.number	d	✉	Art.number	d	✉	Art.number
M6*	1	52072.060.001	M16*	1	52072.160.001	M27*	1	52072.270.001
M8*	1	52072.080.001	M20*	1	52072.200.001	M30*	1	52072.300.001
M10*	1	52072.100.001	M24*	1	52072.240.001	M36*	1	52072.360.001
M12*	1	52072.120.001						

FABORY

4

52073 Threaded rod length 1 meter / Draadstang lengte 1 meter / Tige filetée longueur 1 mètre — Q73A

Thread Metric thread
Material Stainless steel A8 (1.4529)



d	✉	Art.number	d	✉	Art.number	d	✉	Art.number
M8*	2	52073.080.001	M20*	1	52073.200.001	M27*	1	52073.270.001
M10*	1	52073.100.001	M22*	1	52073.220.001	M30*	1	52073.300.001
M12*	1	52073.120.001	M24*	1	52073.240.001	M33*	1	52073.330.001
M16*	1	52073.160.001						

52074 Threaded rod length 2 meter / Draadstang lengte 2 meter / Tige filetée longueur 2 mètres — Q73A

Thread Metric thread
Material Stainless steel A8 (1.4529)



d	✉	Art.number	d	✉	Art.number	d	✉	Art.number
M8*	1	52074.080.001	M12*	1	52074.120.001	M20*	1	52074.200.001
M10*	1	52074.100.001	M16*	1	52074.160.001			

52075 Threaded rod length 3 meter / Draadstang lengte 3 meter / Tige filetée longueur 3 mètres — Q73A

Thread Metric thread
Material Stainless steel A8 (1.4529)



d	✉	Art.number	d	✉	Art.number	d	✉	Art.number
M8*	1	52075.080.001	M16*	1	52075.160.001	M27*	1	52075.270.001
M10*	1	52075.100.001	M20*	1	52075.200.001	M30*	1	52075.300.001
M12*	1	52075.120.001	M24*	1	52075.240.001			

45070 Threaded rod length 1 meter / Draadstang lengte 1 meter / Tige filetée longueur 1 mètre — W01A

Thread Metric thread
Material Aluminium
Class P40



d	✉	Art.number	d	✉	Art.number	d	✉	Art.number
M4	1	45070.040.001	M6	10	45070.060.001	M10	5	45070.100.001
M5	10	45070.050.001	M8	5	45070.080.001			

45270 Threaded rod length 1 meter / Draadstang lengte 1 meter / Tige filetée longueur 1 mètre — W01A

Thread Metric thread
Material Aluminium
Class P60



d	✉	Art.number	d	✉	Art.number	d	✉	Art.number
M8	5	45270.080.001	M10	5	45270.100.001	M12	5	45270.120.001

45940 Threaded rod length 1 meter / Draadstang lengte 1 meter / Tige filetée longueur 1 mètre — W01A

Thread Metric thread
Material Titanium 3.7035
Class Gr.2



d	✉	Art.number	d	✉	Art.number	d	✉	Art.number
M6	1	45940.060.001	M8	1	45940.080.001	M10	1	45940.100.001

46090 **Threaded rod length 1 meter / Draadstang lengte 1 meter / Tige filetée longueur 1 mètre** **M01A**

Thread Metric thread
Material Brass CU2/CU3



d	✉	Art.number	d	✉	Art.number	d	✉	Art.number
M2	1	46090.020.001	M8	10	46090.080.001	M18	2	46090.180.001
M3	10	46090.030.001	M10	5	46090.100.001	M20	2	46090.200.001
M4	10	46090.040.001	M12	5	46090.120.001	M22	2	46090.220.001
M5	10	46090.050.001	M14	2	46090.140.001	M24*	5	46090.240.001
M6	10	46090.060.001	M16	2	46090.160.001			

56170 **Threaded rod length 1 meter / Draadstang lengte 1 meter / Tige filetée longueur 1 mètre** **W02A**

Thread Metric thread
Material Plastic Polyamide (nylon)
Class 6.6
Color White



d	✉	Art.number	d	✉	Art.number	d	✉	Art.number
M3	10	56170.030.001	M8	5	56170.080.001	M14	2	56170.140.001
M4	10	56170.040.001	M10	5	56170.100.001	M16	2	56170.160.001
M5	5	56170.050.001	M12	2	56170.120.001	M20	1	56170.200.001
M6	5	56170.060.001						

Threaded rod chamfered

Draadstang met afschuining / Tige filetée chanfreinée



DIN **976-1B**



Technical Data

d	P
M6	1.00
M8	1.25
M10	1.50
M12	1.75
M16	2.00

20110 **Threaded rod chamfered / Draadstang met afschuining / Tige filetée chanfreinée** **G05A**

Thread Metric thread
Material Steel
Class 4.8
Surface treatment Zinc plated



d x L	✉	Art.number	d x L	✉	Art.number	d x L	✉	Art.number
M6X40*	100	20110.060.040	M8X130*	50	20110.080.130	M10X150*	100	20110.100.150
M6X50	100	20110.060.050	M8X150*	50	20110.080.150	M10X180*	25	20110.100.180
M6X60*	100	20110.060.060				M10X190*	25	20110.100.190
M6X70*	100	20110.060.070	M10X30*	100	20110.100.030	M10X200	10	20110.100.200
M6X80*	100	20110.060.080	M10X35*	100	20110.100.035	M10X250	10	20110.100.250
M6X90*	100	20110.060.090	M10X40*	100	20110.100.040	M10X300	10	20110.100.300
M6X100*	100	20110.060.100	M10X45*	100	20110.100.045	M10X350*	10	20110.100.350
			M10X50*	100	20110.100.050	M10X400*	10	20110.100.400
M8X30*	100	20110.080.030	M10X60*	100	20110.100.060	M10X450*	10	20110.100.450
M8X40*	100	20110.080.040	M10X70*	100	20110.100.070	M10X500*	10	20110.100.500
M8X50*	100	20110.080.050	M10X75*	100	20110.100.075			
M8X60*	100	20110.080.060	M10X80*	100	20110.100.080	M12X50*	100	20110.120.050
M8X70*	100	20110.080.070	M10X90*	100	20110.100.090	M12X60*	100	20110.120.060
M8X80*	100	20110.080.080	M10X100*	100	20110.100.100	M12X70*	50	20110.120.070
M8X90*	100	20110.080.090	M10X120*	100	20110.100.120	M12X80*	50	20110.120.080
M8X100*	100	20110.080.100	M10X130*	100	20110.100.130	M12X90*	50	20110.120.090
M8X120*	50	20110.080.120	M10X140*	100	20110.100.140	M12X100*	50	20110.120.100

20110 **Threaded rod chamfered / Draadstang met afschuining / Tige filetée chanfreinée** ←

d x L	✉	Art.number	d x L	✉	Art.number	d x L	✉	Art.number
M12X110*	50	20110.120.110	M12X450*	10	20110.120.450	M16X120	25	20110.160.120
M12X120*	50	20110.120.120	M12X500*	10	20110.120.500	M16X150	10	20110.160.150
M12X160*	25	20110.120.160				M16X200	10	20110.160.200
M12X200	25	20110.120.200	M16X60*	25	20110.160.060	M16X300	10	20110.160.300
M12X250*	10	20110.120.250	M16X70*	25	20110.160.070	M16X350*	5	20110.160.350
M12X300*	10	20110.120.300	M16X80*	25	20110.160.080	M16X400*	5	20110.160.400
M12X350*	10	20110.120.350	M16X90	25	20110.160.090	M16X450*	5	20110.160.450
M12X400*	10	20110.120.400	M16X100	25	20110.160.100	M16X500*	5	20110.160.500

Threaded rod MF

Draadstang MF / Tige filetée MF

4

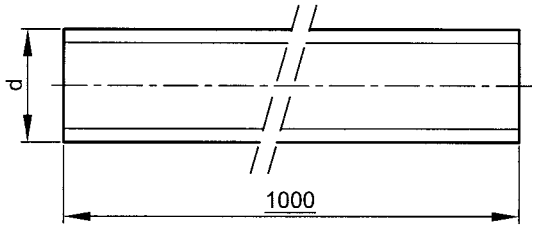

DIN **976-1A**
NF ≈E25-136



One end of these threaded rods is color coded as an alternative for marking and to improve identifiability.

Colour code of threaded rods

Property class	Material	Colour
4.8	Plain steel and zinc plated	None
4.8	ISO metric hot dip galvanized	Light blue
4.8	Oversized hot dip galvanized	Orange
8.8	Plain steel and zinc plated	Traffic yellow
8.8	ISO metric hot dip galvanized	Steel grey
8.8	Oversized hot dip galvanized	Purple
10.9	Plain steel	Oyster white
12.9	Plain steel	Traffic black
A2	Stainless steel A2	Traffic green
A4	Stainless steel A4	Flame red

Article groups

Thread	Material	Class	Surface treatment	Code	Page
MF	St.	4.8	Plain	20355	4-16
MF	St.	4.8	ZPL	20360	4-16
MF	St.	8.8	Plain	20378	4-17
MF	St.	8.8	ZPL	20235	4-17
MF	St.st. A4	70		55067	4-17

20355 **Threaded rod length 1 meter MF / Draadstang lengte 1 meter MF / Tige filetée longueur 1 mètre MF** **G05A**

Thread Metric fine thread
Material Steel
Class 4.8
Surface treatment Plain



d x P	✉	Art.number	d x P	✉	Art.number	d x P	✉	Art.number
M8X1,00*	1	20355.080.100	M16X1,50*	10	20355.160.150	M24X2,00*	3	20355.240.200
M10X1,00*	50	20355.100.100	M18X1,50*	10	20355.180.150	M30X1,50 (≠DIN)*	5	20355.300.150
M12X1,50*	25	20355.120.150	M20X1,50*	10	20355.200.150	M30X2,00*	5	20355.300.200
M14X1,50*	25	20355.140.150	M24X1,50 (≠DIN)*	5	20355.240.150	M36X1,50 (≠DIN)	1	20355.360.150

20360 **Threaded rod length 1 meter MF / Draadstang lengte 1 meter MF / Tige filetée longueur 1 mètre MF** **G05A**

Thread Metric fine thread DIN 976-1
Material Steel
Class 4.8
Surface treatment Zinc plated



d x P	✉	Art.number	d x P	✉	Art.number	d x P	✉	Art.number
M8X1,00	2	20360.080.100	M12X1,25	2	20360.120.125	M16X1,50	1	20360.160.150
M10X1,00	2	20360.100.100	M12X1,50	2	20360.120.150	M18X1,50	1	20360.180.150
M10X1,25	2	20360.100.125	M14X1,50	1	20360.140.150	M20X1,50	1	20360.200.150

20360 Threaded rod length 1 meter MF / Draadstang lengte 1 meter MF / Tige filetée longueur 1 mètre MF

d x P	✉	Art.number	d x P	✉	Art.number	d x P	✉	Art.number
M22X1,50	1	20360.220.150	M24X2,00	1	20360.240.200	M30X1,50 (≠DIN)	1	20360.300.150
M24X1,50 (≠DIN)	1	20360.240.150	M27X2,00	1	20360.270.200	M30X2,00	1	20360.300.200

20378 Threaded rod length 1 meter MF / Draadstang lengte 1 meter MF / Tige filetée longueur 1 mètre MF — G05A

Thread Metric fine thread
Material Steel
Class 8.8
Surface treatment Plain



d x P	✉	Art.number	d x P	✉	Art.number	d x P	✉	Art.number
M12X1,50	1	20378.120.150	M20X1,50	1	20378.200.150	M30X1,50 (≠DIN)*	1	20378.300.150
M14X1,50	1	20378.140.150	M24X1,50 (≠DIN)	1	20378.240.150	M30X2,00*	1	20378.300.200
M16X1,50	1	20378.160.150	M27X1,50 (≠DIN)*	1	20378.270.150			

20235 Threaded rod length 1 meter MF / Draadstang lengte 1 meter MF / Tige filetée longueur 1 mètre MF — G05A

Thread Metric fine thread DIN ≈976-1
Material Steel
Class 8.8
Surface treatment Zinc plated



d x P	✉	Art.number	d x P	✉	Art.number	d x P	✉	Art.number
M8X1,00	2	20235.080.100	M16X1,50	1	20235.160.150	M27X1,50 (≠DIN)	1	20235.270.150
M10X1,00	2	20235.100.100	M18X1,50	1	20235.180.150	M27X2,00	1	20235.270.200
M10X1,25	2	20235.100.125	M20X1,50	1	20235.200.150	M30X1,50 (≠DIN)	1	20235.300.150
M12X1,25	2	20235.120.125	M22X1,50	1	20235.220.150	M30X2,00	1	20235.300.200
M12X1,50	2	20235.120.150	M24X1,50 (≠DIN)	1	20235.240.150			
M14X1,50	1	20235.140.150	M24X2,00	1	20235.240.200			

55067 Threaded rod length 1 meter MF / Draadstang lengte 1 meter MF / Tige filetée longueur 1 mètre MF — R49A

Thread Metric fine thread
Material Stainless steel A4
Class 70



d x P	✉	Art.number	d x P	✉	Art.number	d x P	✉	Art.number
M8X1,00	2	55067.080.100	M12X1,50	2	55067.120.150	M22X1,50	1	55067.220.150
M10X1,00	2	55067.100.100	M14X1,50	1	55067.140.150	M24X1,50 (≠DIN)	1	55067.240.150
M10X1,25	2	55067.100.125	M16X1,50	1	55067.160.150	M24X2,00	1	55067.240.200
M12X1,25	2	55067.120.125	M20X1,50	1	55067.200.150			

Threaded rod metric ASTM

Draadstang metrisch ASTM / Tige filetée métrique ASTM

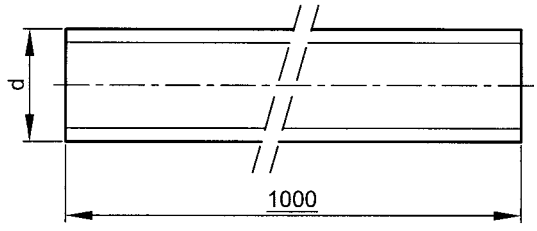

DIN **976-1A**
NF E25-136



4

Technical Data

d	P	d	P
M10	1.50	**M30**	3.50
M12	1.75	**M33**	3.50
M14	2.00	**M36**	4.00
M16	2.00	**M39**	4.00
M18	2.50	**M42**	4.50
M20	2.50	**M45**	4.50
M22	2.50	**M48**	5.00
M24	3.00	**M52**	5.00
M27	3.00		

22100 **Threaded rod metric ASTM / Draadstang metrisch ASTM / Tige filetée métrique ASTM** **G09A**

Thread Metric thread
Material Steel ASTM A193M
Class Gr.B7
Surface treatment Plain



d	✉	Art.number	d	✉	Art.number	d	✉	Art.number
M10	1	22100.100.001	M22	1	22100.220.001	M39	1	22100.390.001
M12	1	22100.120.001	M24	1	22100.240.001	M42	1	22100.420.001
M14	1	22100.140.001	M27	1	22100.270.001	M45	1	22100.450.001
M16	1	22100.160.001	M30	1	22100.300.001	M48	1	22100.480.001
M18	1	22100.180.001	M33	1	22100.330.001	M52	1	22100.520.001
M20	1	22100.200.001	M36	1	22100.360.001			

Threaded rod Permaglas

Draadstang Permaglas / Tige filetée permaglas

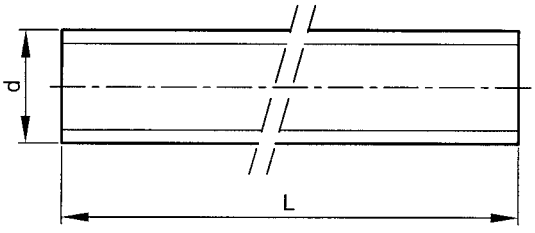



Technical Data

d	P	d	P
M8	1.25	M16	2.00
M10	1.50	M20	2.50
M12	1.75	M24	3.00

Special features PERMAGLAS ME 771:
- Glass-fiber reinforced epoxy
- Temperature resistant –270°C up to +155°C
- Light weight (density 1,9-2,0 g/cm³)
- Corrosion resistant, highly UV- and weather resistant
- Resistant to aggressive chemicals and gases
- Provides electrical and thermal insulation
- Non-magnetic
- Better mechanical properties than e.g. Polyamide

56050 **Threaded rod Permaglas / Draadstang Permaglas / Tige filetée permaglas** **W05G**

Thread Metric thread
Material Glass-fiber reinforced plastic Permaglas ME 771
Color Red



d x L	✉	Art.number	d x L	✉	Art.number	d x L	✉	Art.number
M8X950	1	56050.080.950	M12X1900	1	56050.121.900	M20X1900	1	56050.201.900
M10X950	1	56050.100.950	M16X1900	1	56050.161.900	M24X1900	1	56050.241.900

FABORY

Hexagon nut Permaglas

Zeskantmoer Permaglas / Écrou hexagonal Permaglas

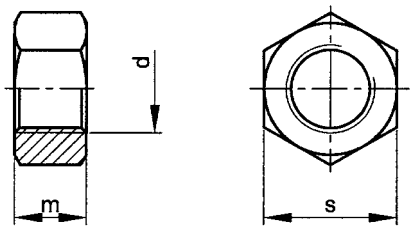



4

Technical Data

d	m	P	s	d	m	P	s
M8	8	1.25	13	M16	16	2.00	24
M10	10	1.50	17	M20	20	2.50	30
M12	12	1.75	19	M24	24	3.00	36

Special features PERMAGLAS ME 730:
- Glass-fiber reinforced epoxy
- Temperature resistant –270°C up to +155°C
- Light weight (density 1,85 g/cm³)
- Corrosion resistant, highly UV- and weather resistant
- Resistant to aggressive chemicals and gases
- Provides electrical and thermal insulation
- Non-magnetic
- Better mechanical properties than e.g. Polyamide

56052 **Hexagon nut Permaglas / Zeskantmoer Permaglas / Écrou hexagonal Permaglas** **W05G**

Thread Metric thread
Material Glass-fiber reinforced epoxy Permaglas ME 730
Color Beige



d	✉	Art.number	d	✉	Art.number	d	✉	Art.number
M8	8	56052.080.001	M12	8	56052.120.001	M20	4	56052.200.001
M10	8	56052.100.001	M16	4	56052.160.001			

Plain washer Permaglas

Vlakke sluitring Permaglas / Rondelle plate Permaglas

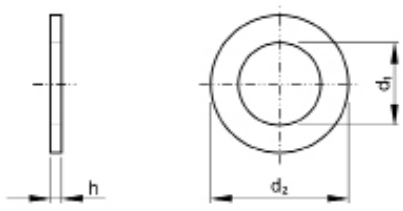



Technical Data

d	d_1	d_2	s
M8	9	18	1.5
M10	11	22	2
M12	14	27	2.5

d	d_1	d_2	s
M16	18	32	3
M20	22	40	3
M24	27	50	4

Special features PERMAGLAS ME 730:
- Glass-fiber reinforced epoxy
- Temperature resistant –270°C up to +155°C
- Light weight (density 1,85 g/cm³)
- Corrosion resistant, highly UV- and weather resistant
- Resistant to aggressive chemicals and gases
- Provides electrical and thermal insulation
- Non-magnetic
- Better mechanical properties than e.g. Polyamide

56054 **Plain washer Permaglas / Vlakke sluitring Permaglas / Rondelle plate Permaglas** **W05G**

Material Glass-fiber reinforced epoxy Permaglas ME 730
Color Beige



d	✉	Art.number	d	✉	Art.number	d	✉	Art.number
M8	8	56054.080.001	M12	8	56054.120.001	M20	4	56054.200.001
M10	8	56054.100.001	M16	4	56054.160.001	M24	4	56054.240.001

FABORY

Threaded rod UNC various lengths

Draadstang UNC diverse lengtes / Tige filetée UNC différentes longueurs

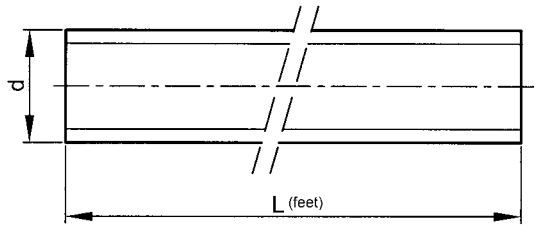

ASME B18.31.3



4

Technical Data

d	Threads per inch
No.2	56
No.3	48
No.4	40
No.5	40
No.6	32
No.8	32
No.10	24
1/4	20
5/16	18
3/8	16
7/16	14
1/2	13

d	Threads per inch
9/16	12
5/8	11
3/4	10
7/8	9
1 Inch	8
1.1/8	7
1.1/4	7
1.3/8	6
1.1/2	6
1.3/4	5
2 Inch	4.5

Article groups

Thread	Material	Class	Surface treatment		Code	Page
UNC	Carbon steel ASTM A307	Gr.A	Plain		U20200	4-22
UNC	Carbon steel ASTM A307	Gr.A	ZPL		U20300	4-23
UNC	Carbon steel ASTM A307	Gr.A	HDG	oversized	U20170	4-24
UNC	St.st. ASTM F593 304	CW1 (d≤5/8) / CW2 (d>5/8)			U51070	4-24
UNC	St.st. ASTM F593 316	CW1 (d≤5/8) / CW2 (d>5/8)			U55070	4-25

U20200 Threaded rod UNC various lengths / Draadstang UNC diverse lengtes / Tige filetée UNC différentes longueurs **X09A**

Thread Unified National Coarse
Material Carbon steel ASTM A307
Class Gr.A
Surface treatment Plain



d - TPI x L (feet)	✉	Art.number
#2-56X2	1	U20200.008.2400
#2-56X3	1	U20200.008.3600
#2-56X6	1	U20200.008.7200
#3-48X3	1	U20200.009.3600
#4-40X2	1	U20200.011.2400
#4-40X3	1	U20200.011.3600
#4-40X6	1	U20200.011.7200
#5-40X2	1	U20200.012.2400
#5-40X3	1	U20200.012.3600
#5-40X6	1	U20200.012.7200
#6-32X1*	1	U20200.013.1200
#6-32X2	1	U20200.013.2400
#6-32X3	1	U20200.013.3600
#6-32X6	1	U20200.013.7200
#8-32X1	1	U20200.016.1200
#8-32X2	1	U20200.016.2400
#8-32X3	1	U20200.016.3600
#8-32X6	1	U20200.016.7200
#10-24X1*	1	U20200.019.1200
#10-24X2	1	U20200.019.2400
#10-24X3	1	U20200.019.3600
#10-24X6	1	U20200.019.7200
#10-24X10	1	U20200.019.8888
#10-24X12	1	U20200.019.9999

d - TPI x L (feet)	✉	Art.number
1/4-20X1*	1	U20200.025.1200
1/4-20X2	1	U20200.025.2400
1/4-20X3	1	U20200.025.3600
1/4-20X6	1	U20200.025.7200
1/4-20X10	1	U20200.025.8888
1/4-20X12	1	U20200.025.9999
5/16-18X1*	1	U20200.031.1200
5/16-18X2	1	U20200.031.2400
5/16-18X3	1	U20200.031.3600
5/16-18X6	1	U20200.031.7200
5/16-18X10	1	U20200.031.8888
5/16-18X12	1	U20200.031.9999
3/8-16X1*	1	U20200.037.1200
3/8-16X2	1	U20200.037.2400
3/8-16X3	1	U20200.037.3600
3/8-16X6	1	U20200.037.7200
3/8-16X10	1	U20200.037.8888
3/8-16X12	1	U20200.037.9999
7/16-14X1*	1	U20200.043.1200
7/16-14X2	1	U20200.043.2400
7/16-14X3	1	U20200.043.3600
7/16-14X6	1	U20200.043.7200
7/16-14X10	1	U20200.043.8888
1/2-13X1*	1	U20200.050.1200
1/2-13X2	1	U20200.050.2400

d - TPI x L (feet)	✉	Art.number
1/2-13X3	1	U20200.050.3600
1/2-13X6	1	U20200.050.7200
1/2-13X10	1	U20200.050.8888
1/2-13X12	1	U20200.050.9999
9/16-12X1*	1	U20200.056.1200
9/16-12X2	1	U20200.056.2400
9/16-12X3*	1	U20200.056.3600
9/16-12X6	1	U20200.056.7200
9/16-12X10	1	U20200.056.8888
9/16-12X12	1	U20200.056.9999
5/8-11X1*	1	U20200.062.1200
5/8-11X2	1	U20200.062.2400
5/8-11X3	1	U20200.062.3600
5/8-11X6	1	U20200.062.7200
5/8-11X10	1	U20200.062.8888
5/8-11X12	1	U20200.062.9999
3/4-10X1*	1	U20200.075.1200
3/4-10X2	1	U20200.075.2400
3/4-10X3	1	U20200.075.3600
3/4-10X6	1	U20200.075.7200
3/4-10X10	1	U20200.075.8888
3/4-10X12	1	U20200.075.9999
7/8-9X1*	1	U20200.087.1200
7/8-9X2	1	U20200.087.2400
7/8-9X3	1	U20200.087.3600
7/8-9X6	1	U20200.087.7200

U20200 Threaded rod UNC various lengths / Draadstang UNC diverse lengtes / Tige filetée UNC différentes longueurs ←

d - TPI x L (feet)	✉	Art.number	d - TPI x L (feet)	✉	Art.number	d - TPI x L (feet)	✉	Art.number
7/8-9X10	1	U20200.087.8888	1.1/4-7X1*	1	U20200.125.1200	1.1/2-6X6	1	U20200.150.7200
7/8-9X12	1	U20200.087.9999	1.1/4-7X2	1	U20200.125.2400	1.1/2-6X10	1	U20200.150.8888
			1.1/4-7X3	1	U20200.125.3600	1.1/2-6X12	1	U20200.150.9999
1.-8X1*	1	U20200.100.1200	1.1/4-7X6	1	U20200.125.7200			
1.-8X2	1	U20200.100.2400	1.1/4-7X10	1	U20200.125.8888	1.3/4-5X1*	1	U20200.175.1200
1.-8X3	1	U20200.100.3600	1.1/4-7X12	1	U20200.125.9999	1.3/4-5X2	1	U20200.175.2400
1.-8X6	1	U20200.100.7200				1.3/4-5X3	1	U20200.175.3600
1.-8X10	1	U20200.100.8888	1.3/8-6X1*	1	U20200.137.1200	1.3/4-5X6	1	U20200.175.7200
1.-8X12	1	U20200.100.9999	1.3/8-6X2	1	U20200.137.2400	1.3/4-5X10	1	U20200.175.8888
			1.3/8-6X3	1	U20200.137.3600	1.3/4-5X12	1	U20200.175.9999
1.1/8-7X1*	1	U20200.112.1200	1.3/8-6X6	1	U20200.137.7200			
1.1/8-7X2	1	U20200.112.2400	1.3/8-6X10	1	U20200.137.8888	2.-4,5X1*	1	U20200.200.1200
1.1/8-7X3	1	U20200.112.3600	1.3/8-6X12	1	U20200.137.9999	2.-4,5X2	1	U20200.200.2400
1.1/8-7X6	1	U20200.112.7200				2.-4,5X3	1	U20200.200.3600
1.1/8-7X10	1	U20200.112.8888	1.1/2-6X1	1	U20200.150.1200	2.-4,5X6	1	U20200.200.7200
1.1/8-7X12	1	U20200.112.9999	1.1/2-6X2	1	U20200.150.2400	2.-4,5X10	1	U20200.200.8888
			1.1/2-6X3	1	U20200.150.3600	2.-4,5X12	1	U20200.200.9999

4

U20300 Threaded rod UNC various lengths / Draadstang UNC diverse lengtes / Tige filetée UNC différentes longueurs X09A

Thread Unified National Coarse
Material Carbon steel ASTM A307
Class Gr.A
Surface treatment Zinc plated

RoHS



d - TPI x L (feet)	✉	Art.number	d - TPI x L (feet)	✉	Art.number	d - TPI x L (feet)	✉	Art.number
#2-56X3	1	U20300.008.3600	3/8-16X12	1	U20300.037.9999	1.-8X6	1	U20300.100.7200
#2-56X6	1	U20300.008.7200				1.-8X10	1	U20300.100.8888
			7/16-14X1*	1	U20300.043.1200	1.-8X12	1	U20300.100.9999
#4-40X2	1	U20300.011.2400	7/16-14X2	1	U20300.043.2400			
#4-40X3	1	U20300.011.3600	7/16-14X3	1	U20300.043.3600	1.1/8-7X1*	1	U20300.112.1200
#4-40X6	1	U20300.011.7200	7/16-14X6	1	U20300.043.7200	1.1/8-7X2	1	U20300.112.2400
			7/16-14X10	1	U20300.043.8888	1.1/8-7X3	1	U20300.112.3600
#5-40X2	1	U20300.012.2400				1.1/8-7X6	1	U20300.112.7200
#5-40X3	1	U20300.012.3600	1/2-13X1*	1	U20300.050.1200	1.1/8-7X10	1	U20300.112.8888
#5-40X6	1	U20300.012.7200	1/2-13X2	1	U20300.050.2400	1.1/8-7X12	1	U20300.112.9999
			1/2-13X3	1	U20300.050.3600			
#6-32X1*	1	U20300.013.1200	1/2-13X6	1	U20300.050.7200	1.1/4-7X1*	1	U20300.125.1200
#6-32X2	1	U20300.013.2400	1/2-13X10	1	U20300.050.8888	1.1/4-7X2	1	U20300.125.2400
#6-32X3	1	U20300.013.3600	1/2-13X12	1	U20300.050.9999	1.1/4-7X3	1	U20300.125.3600
#6-32X6	1	U20300.013.7200				1.1/4-7X6	1	U20300.125.7200
			9/16-12X1*	1	U20300.056.1200	1.1/4-7X10	1	U20300.125.8888
#8-32X1*	1	U20300.016.1200	9/16-12X2	1	U20300.056.2400	1.1/4-7X12	1	U20300.125.9999
#8-32X2	1	U20300.016.2400	9/16-12X3	1	U20300.056.3600			
#8-32X3	1	U20300.016.3600	9/16-12X6	1	U20300.056.7200	1.3/8-6X1*	1	U20300.137.1200
#8-32X6	1	U20300.016.7200	9/16-12X10	1	U20300.056.8888	1.3/8-6X2	1	U20300.137.2400
			9/16-12X12	1	U20300.056.9999	1.3/8-6X3	1	U20300.137.3600
#10-24X1*	1	U20300.019.1200				1.3/8-6X6	1	U20300.137.7200
#10-24X2	1	U20300.019.2400	5/8-11X1*	1	U20300.062.1200	1.3/8-6X10	1	U20300.137.8888
#10-24X3	1	U20300.019.3600	5/8-11X2	1	U20300.062.2400	1.3/8-6X12	1	U20300.137.9999
#10-24X6	1	U20300.019.7200	5/8-11X3	1	U20300.062.3600			
#10-24X10	1	U20300.019.8888	5/8-11X6	1	U20300.062.7200	1.1/2-6X1*	1	U20300.150.1200
			5/8-11X10	1	U20300.062.8888	1.1/2-6X2	1	U20300.150.2400
1/4-20X1*	1	U20300.025.1200	5/8-11X12	1	U20300.062.9999	1.1/2-6X3	1	U20300.150.3600
1/4-20X2	1	U20300.025.2400				1.1/2-6X6	1	U20300.150.7200
1/4-20X3	1	U20300.025.3600	3/4-10X1*	1	U20300.075.1200	1.1/2-6X10	1	U20300.150.8888
1/4-20X6	1	U20300.025.7200	3/4-10X2	1	U20300.075.2400	1.1/2-6X12	1	U20300.150.9999
1/4-20X10	1	U20300.025.8888	3/4-10X3	1	U20300.075.3600			
1/4-20X12	1	U20300.025.9999	3/4-10X6	1	U20300.075.7200	1.3/4-5X1*	1	U20300.175.1200
			3/4-10X10	1	U20300.075.8888	1.3/4-5X2	1	U20300.175.2400
5/16-18X1*	1	U20300.031.1200	3/4-10X12	1	U20300.075.9999	1.3/4-5X3	1	U20300.175.3600
5/16-18X2	1	U20300.031.2400				1.3/4-5X6	1	U20300.175.7200
5/16-18X3	1	U20300.031.3600	7/8-9X1*	1	U20300.087.1200	1.3/4-5X10	1	U20300.175.8888
5/16-18X6	1	U20300.031.7200	7/8-9X2	1	U20300.087.2400	1.3/4-5X12	1	U20300.175.9999
5/16-18X10	1	U20300.031.8888	7/8-9X3	1	U20300.087.3600			
5/16-18X12	1	U20300.031.9999	7/8-9X6	1	U20300.087.7200	2.-4,5X1*	1	U20300.200.1200
			7/8-9X10	1	U20300.087.8888	2.-4,5X2	1	U20300.200.2400
3/8-16X1*	1	U20300.037.1200	7/8-9X12	1	U20300.087.9999	2.-4,5X3	1	U20300.200.3600
3/8-16X2	1	U20300.037.2400				2.-4,5X6	1	U20300.200.7200
3/8-16X3	1	U20300.037.3600	1.-8X1*	1	U20300.100.1200	2.-4,5X10	1	U20300.200.8888
3/8-16X6	1	U20300.037.7200	1.-8X2	1	U20300.100.2400	2.-4,5X12	1	U20300.200.9999
3/8-16X10	1	U20300.037.8888	1.-8X3	1	U20300.100.3600			

U20170 Threaded rod UNC various lengths oversized / Draadstang UNC diverse lengtes overmaats / Tige filetée UNC différentes longueurs filetage en surcote X09A

Thread Unified National Coarse
Material Carbon steel ASTM A307
Class Gr.A
Surface treatment Hot dip galvanized



d - TPI x L (feet)	✉	Art.number	d - TPI x L (feet)	✉	Art.number	d - TPI x L (feet)	✉	Art.number
3/8-16X2	1	U20170.037.2400	5/8-11X10	1	U20170.062.8888	1.1/8-7X2	1	U20170.112.2400
3/8-16X3	1	U20170.037.3600	5/8-11X12	1	U20170.062.9999	1.1/8-7X3	1	U20170.112.3600
3/8-16X6	1	U20170.037.7200				1.1/8-7X12	1	U20170.112.9999
3/8-16X10	1	U20170.037.8888	3/4-10X2	1	U20170.075.2400			
3/8-16X12	1	U20170.037.9999	3/4-10X3	1	U20170.075.3600	1.1/4-7X2	1	U20170.125.2400
			3/4-10X6	1	U20170.075.7200	1.1/4-7X3	1	U20170.125.3600
7/16-14X3	1	U20170.043.3600	3/4-10X10	1	U20170.075.8888	1.1/4-7X6	1	U20170.125.7200
			3/4-10X12	1	U20170.075.9999	1.1/4-7X12	1	U20170.125.9999
1/2-13X2	1	U20170.050.2400						
1/2-13X3	1	U20170.050.3600	7/8-9X2	1	U20170.087.2400	1.3/8-6X3	1	U20170.137.3600
1/2-13X6	1	U20170.050.7200	7/8-9X3	1	U20170.087.3600			
1/2-13X10	1	U20170.050.8888	7/8-9X6	1	U20170.087.7200	1.1/2-6X2	1	U20170.150.2400
1/2-13X12	1	U20170.050.9999	7/8-9X12	1	U20170.087.9999	1.1/2-6X3	1	U20170.150.3600
						1.1/2-6X6	1	U20170.150.7200
9/16-12X3	1	U20170.056.3600	1.-8X2	1	U20170.100.2400	1.1/2-6X12	1	U20170.150.9999
			1.-8X3	1	U20170.100.3600			
5/8-11X2	1	U20170.062.2400	1.-8X6	1	U20170.100.7200	1.3/4-5X3	1	U20170.175.3600
5/8-11X3	1	U20170.062.3600	1.-8X12	1	U20170.100.9999			
5/8-11X6	1	U20170.062.7200				2.-4,5X3	1	U20170.200.3600

- Oversized hot dip galvanized threaded rods are manufactured with standard thread tolerance class 2A before coating.
- After galvanizing they will therefore NOT fit into standard nuts or threaded holes with thread tolerance class 2B. Suitable nuts must be tapped oversized as per ASTM A563.

U51070 Threaded rod UNC various lengths / Draadstang UNC diverse lengtes / Tige filetée UNC différentes longueurs X15A

Thread Unified National Coarse
Material Stainless steel ASTM F593 304
Class CW1 (d≤5/8) / CW2 (d>5/8)



d - TPI x L (feet)	✉	Art.number	d - TPI x L (feet)	✉	Art.number	d - TPI x L (feet)	✉	Art.number
#6-32X1*	1	U51070.013.1200	3/8-16X3	1	U51070.037.3600	3/4-10X2	1	U51070.075.2400
#6-32X2	1	U51070.013.2400	3/8-16X6	1	U51070.037.7200	3/4-10X3	1	U51070.075.3600
#6-32X3	1	U51070.013.3600	3/8-16X12	1	U51070.037.9999	3/4-10X6	1	U51070.075.7200
#6-32X6	1	U51070.013.7200				3/4-10X12	1	U51070.075.9999
			7/16-14X1*	1	U51070.043.1200			
#8-32X1*	1	U51070.016.1200	7/16-14X2	1	U51070.043.2400	7/8-9X1*	1	U51070.087.1200
#8-32X2	1	U51070.016.2400	7/16-14X3	1	U51070.043.3600	7/8-9X2	1	U51070.087.2400
#8-32X3	1	U51070.016.3600	7/16-14X6	1	U51070.043.7200	7/8-9X3	1	U51070.087.3600
#8-32X6	1	U51070.016.7200	7/16-14X12	1	U51070.043.9999	7/8-9X6	1	U51070.087.7200
						7/8-9X12	1	U51070.087.9999
#10-24X1*	1	U51070.019.1200	1/2-13X1*	1	U51070.050.1200			
#10-24X2	1	U51070.019.2400	1/2-13X2	1	U51070.050.2400	1.-8X1*	1	U51070.100.1200
#10-24X3	1	U51070.019.3600	1/2-13X3*	1	U51070.050.3600	1.-8X2	1	U51070.100.2400
#10-24X6	1	U51070.019.7200	1/2-13X6	1	U51070.050.7200	1.-8X3*	1	U51070.100.3600
			1/2-13X12	1	U51070.050.9999	1.-8X6	1	U51070.100.7200
1/4-20X1*	1	U51070.025.1200				1.-8X12	1	U51070.100.9999
1/4-20X2	1	U51070.025.2400	9/16-12X1*	1	U51070.056.1200			
1/4-20X3	1	U51070.025.3600	9/16-12X2	1	U51070.056.2400	1.1/8-7X3	1	U51070.112.3600
1/4-20X6	1	U51070.025.7200	9/16-12X3	1	U51070.056.3600			
1/4-20X12	1	U51070.025.9999	9/16-12X6	1	U51070.056.7200	1.1/4-7X1*	1	U51070.125.1200
			9/16-12X12	1	U51070.056.9999	1.1/4-7X2	1	U51070.125.2400
5/16-18X1*	1	U51070.031.1200				1.1/4-7X3	1	U51070.125.3600
5/16-18X2	1	U51070.031.2400	5/8-11X1*	1	U51070.062.1200	1.1/4-7X6	1	U51070.125.7200
5/16-18X3	1	U51070.031.3600	5/8-11X2	1	U51070.062.2400			
5/16-18X6	1	U51070.031.7200	5/8-11X3	1	U51070.062.3600	1.1/2-6X1*	1	U51070.150.1200
5/16-18X12	1	U51070.031.9999	5/8-11X6	1	U51070.062.7200	1.1/2-6X2	1	U51070.150.2400
			5/8-11X12	1	U51070.062.9999	1.1/2-6X3	1	U51070.150.3600
3/8-16X1*	1	U51070.037.1200				1.1/2-6X6	1	U51070.150.7200
3/8-16X2	1	U51070.037.2400	3/4-10X1*	1	U51070.075.1200			

U55070 **Threaded rod UNC various lengths / Draadstang UNC diverse lengtes / Tige filetée UNC différentes longueurs** **X15A**

Thread Unified National Coarse
Material Stainless steel ASTM F593 316
Class CW1 (d≤5/8) / CW2 (d>5/8)



d - TPI x L (feet)	✉	Art.number	d - TPI x L (feet)	✉	Art.number	d - TPI x L (feet)	✉	Art.number
#6-32X1*	1	U55070.013.1200	5/16-18X6*	1	U55070.031.7200	7/8-9X2*	1	U55070.087.2400
#6-32X2*	1	U55070.013.2400				7/8-9X3*	1	U55070.087.3600
#6-32X3*	1	U55070.013.3600	3/8-16X1*	1	U55070.037.1200	7/8-9X6*	1	U55070.087.7200
#6-32X6*	1	U55070.013.7200	3/8-16X2*	1	U55070.037.2400			
			3/8-16X3	1	U55070.037.3600	1.-8X1*	1	U55070.100.1200
#8-32X1*	1	U55070.016.1200	3/8-16X6*	1	U55070.037.7200	1.-8X2*	1	U55070.100.2400
#8-32X2*	1	U55070.016.2400				1.-8X3	1	U55070.100.3600
#8-32X3*	1	U55070.016.3600	1/2-13X1*	1	U55070.050.1200	1.-8X6*	1	U55070.100.7200
#8-32X6*	1	U55070.016.7200	1/2-13X2*	1	U55070.050.2400			
			1/2-13X3	1	U55070.050.3600	1.1/8-7X1*	1	U55070.112.1200
#10-24X1*	1	U55070.019.1200	1/2-13X6*	1	U55070.050.7200	1.1/8-7X2*	1	U55070.112.2400
#10-24X2*	1	U55070.019.2400				1.1/8-7X3*	1	U55070.112.3600
#10-24X3*	1	U55070.019.3600	5/8-11X1*	1	U55070.062.1200	1.1/8-7X6*	1	U55070.112.7200
#10-24X6*	1	U55070.019.7200	5/8-11X2*	1	U55070.062.2400			
			5/8-11X3	1	U55070.062.3600	1.1/4-7X1*	1	U55070.125.1200
1/4-20X1*	1	U55070.025.1200	5/8-11X6*	1	U55070.062.7200	1.1/4-7X2*	1	U55070.125.2400
1/4-20X2*	1	U55070.025.2400				1.1/4-7X3*	1	U55070.125.3600
1/4-20X3	1	U55070.025.3600	3/4-10X1*	1	U55070.075.1200	1.1/4-7X6*	1	U55070.125.7200
1/4-20X6*	1	U55070.025.7200	3/4-10X2*	1	U55070.075.2400			
			3/4-10X3	1	U55070.075.3600	1.1/2-6X1*	1	U55070.150.1200
5/16-18X1*	1	U55070.031.1200	3/4-10X6*	1	U55070.075.7200	1.1/2-6X2*	1	U55070.150.2400
5/16-18X2*	1	U55070.031.2400				1.1/2-6X3*	1	U55070.150.3600
5/16-18X3	1	U55070.031.3600	7/8-9X1*	1	U55070.087.1200	1.1/2-6X6*	1	U55070.150.7200

4

Threaded rod UNC/8UN ASTM

Draadstang UNC/8UN ASTM / Tige filetée UNC/8UN ASTM

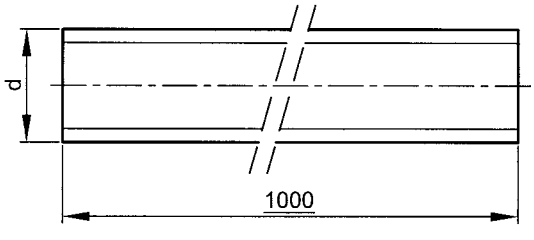

ASME B18.31.3



Technical Data

d	Threads per inch
1/4	20
5/16	18
3/8	16
7/16	14
1/2	13
9/16	12
5/8	11
3/4	10
7/8	9
1 Inch	8
1.1/8	8

d	Threads per inch
1.1/4	8
1.3/8	8
1.1/2	8
1.5/8	8
1.3/4	8
1.7/8	8
2 Inch	8
2.1/4	8
2.1/2	8
2.3/4	8

Article groups

Thread	Material	Class	Surface treatment	Code	Page
UNC	St. ASTM A193	Gr.B7	Plain	22180	4-26
8UN	St. ASTM A193	Gr.B7	Plain	22190	4-26

22180 **Threaded rod UNC ASTM length 1 meter / Draadstang UNC ASTM lengte 1 meter / Tige filetée UNC ASTM longueur 1 mètre** **G09A**

Thread	Unified National Coarse
Material	Steel ASTM A193
Class	Gr.B7
Surface treatment	Plain



d	✉	Art.number	d	✉	Art.number	d	✉	Art.number
1/4	1	22180.063.001	1/2	1	22180.127.001	7/8	1	22180.222.001
5/16	1	22180.079.001	5/8	1	22180.158.001	1 Inch	1	22180.254.001
3/8	1	22180.096.001	3/4	1	22180.191.001			

22190 **Threaded rod 8UN ASTM length 1 meter / Draadstang 8UN ASTM lengte 1 meter / Tige filetée 8UN ASTM longueur 1 mètre** **G09A**

Thread	8 Unified National
Material	Steel ASTM A193
Class	Gr.B7
Surface treatment	Plain



d	✉	Art.number	d	✉	Art.number	d	✉	Art.number
1.1/8	1	22190.285.001	1.5/8	1	22190.412.001	2.1/4	1	22190.571.001
1.1/4	1	22190.317.001	1.3/4	1	22190.444.001	2.1/2	1	22190.635.001
1.3/8	1	22190.349.001	1.7/8	1	22190.476.001	2.3/4	1	22190.698.001
1.1/2	1	22190.381.001	2 Inch	1	22190.508.001			

Threaded rod UNF various lengths

Draadstang UNF diverse lengtes / Tige filetée UNF différentes longueurs

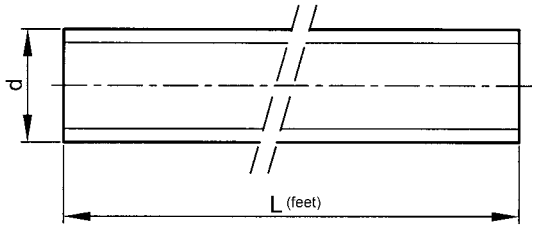

ASME B18.31.3



Technical Data

d	Threads per inch
No.10	32
1/4	28
5/16	24
3/8	24
7/16	20
1/2	20
9/16	18
5/8	18
3/4	16

d	Threads per inch
7/8	14
1 Inch	12
1.1/8	12
1.1/4	12
1.3/8	12
1.1/2	12
1.3/4	12
2 Inch	12

Article groups

Thread	Material	Class	Surface treatment	Code	Page
UNF	St. ASTM A307	Gr.A	Plain	U20360	4-26
UNF	St. ASTM A307	Gr.A	ZPL	U20365	4-27
UNF	St.st. ASTM F593 304	CW1 (d≤5/8) / CW2 (d>5/8)		U51067	4-28
UNF	St.st. ASTM F593 316	CW1 (d≤5/8) / CW2 (d>5/8)		U55067	4-28

U20360 **Threaded rod UNF various lengths / Draadstang UNF diverse lengtes / Tige filetée UNF différentes longueurs** **X09A**

Thread	Unified National Fine
Material	Steel ASTM A307
Class	Gr.A
Surface treatment	Plain



d - TPI x L (feet)	✉	Art.number	d - TPI x L (feet)	✉	Art.number	d - TPI x L (feet)	✉	Art.number
#10-32X1*	1	U20360.019.1200	1/4-28X1	1	U20360.025.1200			
#10-32X2	1	U20360.019.2400	1/4-28X2	1	U20360.025.2400	5/16-24X1*	1	U20360.031.1200
#10-32X3	1	U20360.019.3600	1/4-28X3	1	U20360.025.3600	5/16-24X2	1	U20360.031.2400
#10-32X6	1	U20360.019.7200	1/4-28X6	1	U20360.025.7200	5/16-24X3	1	U20360.031.3600
			1/4-28X12	1	U20360.025.9999	5/16-24X6	1	U20360.031.7200

U20360 Threaded rod UNF various lengths / Draadstang UNF diverse lengtes / Tige filetée UNF différentes longueurs

d - TPI x L (feet)	✉	Art.number	d - TPI x L (feet)	✉	Art.number	d - TPI x L (feet)	✉	Art.number
5/16-24X12	1	U20360.031.9999	5/8-18X2	1	U20360.062.2400	1.1/4-12X1*	1	U20360.125.1200
			5/8-18X3	1	U20360.062.3600	1.1/4-12X2	1	U20360.125.2400
3/8-24X1*	1	U20360.037.1200	5/8-18X6	1	U20360.062.7200	1.1/4-12X3	1	U20360.125.3600
3/8-24X2	1	U20360.037.2400	5/8-18X12	1	U20360.062.9999	1.1/4-12X6	1	U20360.125.7200
3/8-24X3	1	U20360.037.3600				1.1/4-12X12	1	U20360.125.9999
3/8-24X6	1	U20360.037.7200	3/4-16X1*	1	U20360.075.1200			
3/8-24X12	1	U20360.037.9999	3/4-16X2	1	U20360.075.2400	1.3/8-12X1*	1	U20360.137.1200
			3/4-16X3	1	U20360.075.3600	1.3/8-12X2	1	U20360.137.2400
7/16-20X1*	1	U20360.043.1200	3/4-16X6	1	U20360.075.7200	1.3/8-12X3	1	U20360.137.3600
7/16-20X2	1	U20360.043.2400	3/4-16X12	1	U20360.075.9999	1.3/8-12X6	1	U20360.137.7200
7/16-20X3	1	U20360.043.3600				1.3/8-12X12	1	U20360.137.9999
7/16-20X6	1	U20360.043.7200	7/8-14X1*	1	U20360.087.1200			
7/16-20X12	1	U20360.043.9999	7/8-14X2	1	U20360.087.2400	1.1/2-12X1*	1	U20360.150.1200
			7/8-14X3	1	U20360.087.3600	1.1/2-12X2	1	U20360.150.2400
1/2-20X1*	1	U20360.050.1200	7/8-14X6	1	U20360.087.7200	1.1/2-12X3	1	U20360.150.3600
1/2-20X2	1	U20360.050.2400	7/8-14X12	1	U20360.087.9999	1.1/2-12X6	1	U20360.150.7200
1/2-20X3	1	U20360.050.3600				1.1/2-12X12	1	U20360.150.9999
1/2-20X6	1	U20360.050.7200	1.-12X1*	1	U20360.100.1200			
1/2-20X12	1	U20360.050.9999	1.-12X2	1	U20360.100.2400	1.3/4-12X1*	1	U20360.175.1200
			1.-12X3	1	U20360.100.3600	1.3/4-12X2	1	U20360.175.2400
9/16-18X1*	1	U20360.056.1200	1.-12X12	1	U20360.100.9999	1.3/4-12X3	1	U20360.175.3600
9/16-18X2	1	U20360.056.2400				1.3/4-12X6	1	U20360.175.7200
9/16-18X3	1	U20360.056.3600	1.1/8-12X1*	1	U20360.112.1200	1.3/4-12X12	1	U20360.175.9999
9/16-18X6	1	U20360.056.7200	1.1/8-12X2	1	U20360.112.2400			
9/16-18X10	1	U20360.056.8888	1.1/8-12X3	1	U20360.112.3600	2.-12X1*	1	U20360.200.1200
9/16-18X12	1	U20360.056.9999	1.1/8-12X6	1	U20360.112.7200	2.-12X2	1	U20360.200.2400
			1.1/8-12X12	1	U20360.112.9999	2.-12X3	1	U20360.200.3600
5/8-18X1*	1	U20360.062.1200				2.-12X6	1	U20360.200.7200

U20365 Threaded rod UNF various lengths / Draadstang UNF diverse lengtes / Tige filetée UNF différentes longueurs X09A

Thread Unified National Fine
Material Steel ASTM A307
Class Gr.A
Surface treatment Zinc plated

RoHS



d - TPI x L (feet)	✉	Art.number	d - TPI x L (feet)	✉	Art.number	d - TPI x L (feet)	✉	Art.number
#10-32X1*	1	U20365.019.1200	1/2-20X3	1	U20365.050.3600	1.-12X1*	1	U20365.100.1200
#10-32X2	1	U20365.019.2400	1/2-20X6	1	U20365.050.7200	1.-12X2	1	U20365.100.2400
#10-32X3	1	U20365.019.3600	1/2-20X10	1	U20365.050.8888	1.-12X3	1	U20365.100.3600
#10-32X6	1	U20365.019.7200	1/2-20X12	1	U20365.050.9999	1.-12X12	1	U20365.100.9999
1/4-28X1*	1	U20365.025.1200	9/16-18X1*	1	U20365.056.1200	1.1/8-12X1*	1	U20365.112.1200
1/4-28X2	1	U20365.025.2400	9/16-18X2	1	U20365.056.2400	1.1/8-12X2	1	U20365.112.2400
1/4-28X3	1	U20365.025.3600	9/16-18X3	1	U20365.056.3600	1.1/8-12X3	1	U20365.112.3600
1/4-28X6	1	U20365.025.7200	9/16-18X6	1	U20365.056.7200	1.1/8-12X6	1	U20365.112.7200
1/4-28X10	1	U20365.025.8888	9/16-18X10	1	U20365.056.8888	1.1/8-12X12	1	U20365.112.9999
			9/16-18X12	1	U20365.056.9999			
5/16-24X1*	1	U20365.031.1200				1.1/4-12X1*	1	U20365.125.1200
5/16-24X2	1	U20365.031.2400	5/8-18X1*	1	U20365.062.1200	1.1/4-12X2	1	U20365.125.2400
5/16-24X3	1	U20365.031.3600	5/8-18X2	1	U20365.062.2400	1.1/4-12X3	1	U20365.125.3600
5/16-24X6	1	U20365.031.7200	5/8-18X3	1	U20365.062.3600	1.1/4-12X6	1	U20365.125.7200
5/16-24X12	1	U20365.031.9999	5/8-18X6	1	U20365.062.7200	1.1/4-12X12	1	U20365.125.9999
			5/8-18X12	1	U20365.062.9999			
3/8-24X1*	1	U20365.037.1200				1.3/8-12X1*	1	U20365.137.1200
3/8-24X2	1	U20365.037.2400	3/4-16X1*	1	U20365.075.1200	1.3/8-12X3	1	U20365.137.3600
3/8-24X3	1	U20365.037.3600	3/4-16X2	1	U20365.075.2400	1.3/8-12X6	1	U20365.137.7200
3/8-24X6	1	U20365.037.7200	3/4-16X3	1	U20365.075.3600	1.3/8-12X12	1	U20365.137.9999
3/8-24X12	1	U20365.037.9999	3/4-16X6	1	U20365.075.7200			
			3/4-16X12	1	U20365.075.9999	1.1/2-12X1*	1	U20365.150.1200
7/16-20X1*	1	U20365.043.1200				1.1/2-12X2	1	U20365.150.2400
7/16-20X2	1	U20365.043.2400	7/8-14X1*	1	U20365.087.1200	1.1/2-12X3	1	U20365.150.3600
7/16-20X3	1	U20365.043.3600	7/8-14X2	1	U20365.087.2400	1.1/2-12X6	1	U20365.150.7200
7/16-20X6	1	U20365.043.7200	7/8-14X3	1	U20365.087.3600			
7/16-20X12	1	U20365.043.9999	7/8-14X6	1	U20365.087.7200	1.3/4-12X1*	1	U20365.175.1200
			7/8-14X12	1	U20365.087.9999	1.3/4-12X6	1	U20365.175.7200
1/2-20X1*	1	U20365.050.1200				1.3/4-12X12	1	U20365.175.9999
1/2-20X2	1	U20365.050.2400						

U51067 Threaded rod UNF various lengths / Draadstang UNF diverse lengtes / Tige filetée UNF différentes longueurs X15A

Thread Unified National Fine
Material Stainless steel ASTM F593 304
Class CW1 (d≤5/8) / CW2 (d>5/8)



d - TPI x L (feet)	✉	Art.number	d - TPI x L (feet)	✉	Art.number	d - TPI x L (feet)	✉	Art.number
#10-32X1*	1	U51067.019.1200	3/8-24X2	1	U51067.037.2400	5/8-18X1*	1	U51067.062.1200
#10-32X2	1	U51067.019.2400	3/8-24X3	1	U51067.037.3600	5/8-18X2	1	U51067.062.2400
#10-32X3	1	U51067.019.3600	3/8-24X6	1	U51067.037.7200	5/8-18X3	1	U51067.062.3600
#10-32X6	1	U51067.019.7200				5/8-18X6	1	U51067.062.7200
			7/16-20X1*	1	U51067.043.1200			
1/4-28X1*	1	U51067.025.1200	7/16-20X2	1	U51067.043.2400	3/4-16X1*	1	U51067.075.1200
1/4-28X2	1	U51067.025.2400	7/16-20X3	1	U51067.043.3600	3/4-16X2	1	U51067.075.2400
1/4-28X3	1	U51067.025.3600	7/16-20X6	1	U51067.043.7200	3/4-16X3	1	U51067.075.3600
1/4-28X6	1	U51067.025.7200				3/4-16X6	1	U51067.075.7200
			1/2-20X1*	1	U51067.050.1200			
5/16-24X1*	1	U51067.031.1200	1/2-20X2	1	U51067.050.2400	7/8-14X1*	1	U51067.087.1200
5/16-24X2	1	U51067.031.2400	1/2-20X3	1	U51067.050.3600	7/8-14X2	1	U51067.087.2400
5/16-24X3	1	U51067.031.3600	1/2-20X6	1	U51067.050.7200	7/8-14X3	1	U51067.087.3600
5/16-24X6	1	U51067.031.7200				7/8-14X6	1	U51067.087.7200
			9/16-18X3	1	U51067.056.3600			
3/8-24X1*	1	U51067.037.1200				1.1/8-12X3	1	U51067.112.3600

U55067 Threaded rod UNF various lengths / Draadstang UNF diverse lengtes / Tige filetée UNF différentes longueurs X15A

Thread Unified National Fine
Material Stainless steel ASTM F593 316
Class CW1 (d≤5/8) / CW2 (d>5/8)



d - TPI x L (feet)	✉	Art.number	d - TPI x L (feet)	✉	Art.number	d - TPI x L (feet)	✉	Art.number
#10-32X1*	1	U55067.019.1200						
#10-32X2	1	U55067.019.2400	3/8-24X1*	1	U55067.037.1200	5/8-18X1*	1	U55067.062.1200
#10-32X3	1	U55067.019.3600	3/8-24X2	1	U55067.037.2400	5/8-18X2	1	U55067.062.2400
#10-32X6	1	U55067.019.7200	3/8-24X3	1	U55067.037.3600	5/8-18X3	1	U55067.062.3600
			3/8-24X6	1	U55067.037.7200	5/8-18X6	1	U55067.062.7200
1/4-28X1*	1	U55067.025.1200						
1/4-28X2	1	U55067.025.2400	7/16-20X3	1	U55067.043.3600	3/4-16X1*	1	U55067.075.1200
1/4-28X3	1	U55067.025.3600				3/4-16X2	1	U55067.075.2400
1/4-28X6	1	U55067.025.7200	1/2-20X1*	1	U55067.050.1200	3/4-16X3	1	U55067.075.3600
			1/2-20X2	1	U55067.050.2400	3/4-16X6	1	U55067.075.7200
5/16-24X1*	1	U55067.031.1200	1/2-20X3	1	U55067.050.3600			
5/16-24X2	1	U55067.031.2400	1/2-20X6	1	U55067.050.7200	7/8-14X3	1	U55067.087.3600
5/16-24X3	1	U55067.031.3600						
5/16-24X6	1	U55067.031.7200	9/16-18X3	1	U55067.056.3600			

Threaded rod BSW

Draadstang BSW / Tige filetée BSW

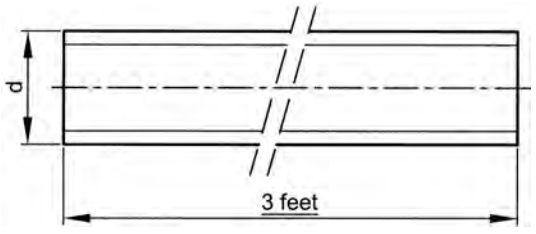



Technical Data

d	Threads per inch	d	Threads per inch
1/8	40	5/8	11
5/32	32	3/4	10
3/16	24	7/8	9
1/4	20	1 Inch	8
5/16	18	1.1/8	7
3/8	16	1.1/4	7
7/16	14	1.1/2	6
1/2	12		

- Whitworth thread (BSW/BSF) is not internationally recommended. It is advised to use metric (M/MF/MEF) or unified (UNC/UNF) threads instead.

Article groups

Thread	Material	Class	Surface treatment	Code	Page
BSW	St.	4.8	Plain	20240	4-29
BSW	St.	4.8	ZPL	20252	4-29
BSW	Br. CU2/CU3			46290	4-29

20240 Threaded rod BSW / Draadstang BSW / Tige filetée BSW X08A

Thread British Standard Whitworth
Material Steel
Class 4.8
Surface treatment Plain



d	✉	Art.number	d	✉	Art.number	d	✉	Art.number
5/32	20	20240.039.001	7/16	10	20240.111.001	1 Inch	2	20240.254.001
3/16	10	20240.047.001	1/2	10	20240.127.001	1.1/8	2	20240.285.001
1/4	10	20240.063.001	5/8	5	20240.158.001	1.1/4	2	20240.317.001
5/16	10	20240.079.001	3/4	2	20240.191.001	1.1/2	1	20240.381.001
3/8	10	20240.096.001	7/8	2	20240.222.001			

20252 Threaded rod BSW / Draadstang BSW / Tige filetée BSW X08A

Thread British Standard Whitworth
Material Steel
Class 4.8
Surface treatment Zinc plated



d	✉	Art.number	d	✉	Art.number	d	✉	Art.number
1/4	10	20252.063.001	1/2	10	20252.127.001	7/8	2	20252.222.001
5/16	10	20252.079.001	5/8	5	20252.158.001	1 Inch	2	20252.254.001
3/8	10	20252.096.001	3/4	2	20252.191.001			

46290 Threaded rod BSW / Draadstang BSW / Tige filetée BSW X08A

Thread British Standard Whitworth
Material Brass CU2/CU3



d	✉	Art.number	d	✉	Art.number	d	✉	Art.number
5/32	10	46290.039.001	1/2	2	46290.127.001	3/4	1	46290.191.001
1/4	10	46290.063.001	5/8	2	46290.158.001			

Threaded rod Tr

Draadstang Tr / Tige filetée à filetage trapézoïdal

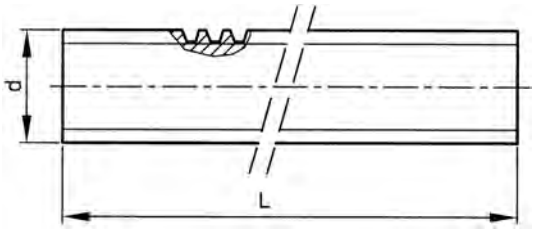



- ISO-metric trapezoidal thread according to DIN 103, straightness of threaded rods according to ISO 2768-K.

4

Article groups

Thread	Material	Class	Surface treatment		Code	Page
Tr	St.	C15	Plain	1 meter	20460	4-30
Tr	St.	C15	Plain	3 meter	20464	4-30
Tr	St.	C15	Plain	1 meter left hand thread	20466	4-30
Tr	St.st. A2			1 meter	51076	4-31
Tr	St.st. A2			3 meter	51077	4-31

20460 Threaded rod Tr length 1 meter / Draadstang Tr lengte 1 meter / Tige filetée à filetage trapézoïdal longueur 1 mètre — G05A

Thread Trapezoidal thread
Material Steel
Class C15
Surface treatment Plain



d x P	✉	Art.number	d x P	✉	Art.number	d x P	✉	Art.number
Tr10X3 (≠DIN)	5	20460.100.003	Tr22X5	2	20460.220.005	Tr36X6	1	20460.360.006
Tr12X3	5	20460.120.003	Tr24X5	2	20460.240.005	Tr40X7	1	20460.400.007
Tr14X4 (≠DIN)	3	20460.140.004	Tr26X5	1	20460.260.005	Tr44X7	1	20460.440.007
Tr16X4	3	20460.160.004	Tr28X5	1	20460.280.005	Tr50X8	1	20460.500.008
Tr18X4	2	20460.180.004	Tr30X6	1	20460.300.006	Tr60X9	1	20460.600.009
Tr20X4	2	20460.200.004	Tr32X6	1	20460.320.006			

20464 Threaded rod Tr length 3 meter / Draadstang Tr lengte 3 meter / Tige filetée à filetage trapézoïdal longueur 3 mètres — G05A

Thread Trapezoidal thread
Material Steel
Class C15
Surface treatment Plain



d x P	✉	Art.number	d x P	✉	Art.number	d x P	✉	Art.number
Tr10X3 (≠DIN)	1	20464.100.003	Tr20X4	1	20464.200.004	Tr36X6	1	20464.360.006
Tr12X3	1	20464.120.003	Tr24X5	1	20464.240.005	Tr40X7	1	20464.400.007
Tr16X4	1	20464.160.004	Tr30X6	1	20464.300.006			

20466 Threaded rod Tr length 1 meter left hand thread / Draadstang Tr lengte 1 meter linkse schroefdraad / Tige filetée à filetage trapézoïdal à gauche — G05A

Thread Trapezoidal thread
Material Steel
Class C15
Surface treatment Plain



d x P	✉	Art.number	d x P	✉	Art.number	d x P	✉	Art.number
Tr12X3 (LH)	3	20466.120.003	Tr24X5 (LH)	1	20466.240.005	Tr36X6 (LH)	1	20466.360.006
Tr16X4 (LH)	2	20466.160.004	Tr30X6 (LH)	1	20466.300.006	Tr40X7 (LH)	1	20466.400.007
Tr20X4 (LH)	1	20466.200.004						

51076 **Threaded rod Tr length 1 meter / Draadstang Tr lengte 1 meter / Tige filetée à filetage trapézoïdal longueur 1 mètre** **R09A**

Thread Trapezoidal thread
Material Stainless steel A2



d x P	✉	Art.number	d x P	✉	Art.number	d x P	✉	Art.number
Tr12X3	1	51076.120.003	Tr20X4	1	51076.200.004	Tr30X6	1	51076.300.006
Tr16X4	1	51076.160.004	Tr24X5	1	51076.240.005			

51077 **Threaded rod Tr length 3 meter / Draadstang Tr lengte 3 meter / Tige filetée à filetage trapézoïdal longueur 3 mètres** **R09A**

Thread Trapezoidal thread
Material Stainless steel A2



d x P	✉	Art.number	d x P	✉	Art.number	d x P	✉	Art.number
Tr12X3	1	51077.120.003	Tr20X4	1	51077.200.004	Tr30X6	1	51077.300.006
Tr16X4	1	51077.160.004	Tr24X5	1	51077.240.005	Tr36X6	1	51077.360.006

4

Round nut Tr 1,5xD

Ronde moer Tr 1,5xD / Écrou cylindrique à filetage trapézoïdal 1,5xD

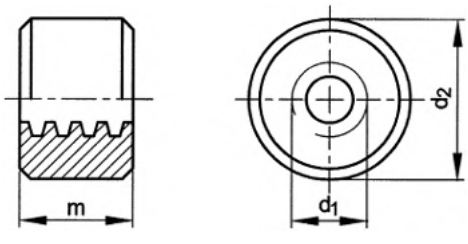



Technical Data

d_1	d_2	m
Tr10x3 (≠DIN)	22	15
Tr12x3	26	18
Tr14x4 (≠DIN)	30	21
Tr16x4	36	24
Tr18x4	40	27
Tr20x4	45	30
Tr22x5	45	33
Tr24x5	50	36
Tr26x5	50	39

d_1	d_2	m
Tr28x5	60	42
Tr30x6	60	45
Tr32x6	60	48
Tr36x6	75	54
Tr40x7	80	60
Tr44x7	80	66
Tr50x8	90	75
Tr60x9	100	90

- ISO-metric trapezoidal thread according to DIN 103.

Article groups

Thread	Material		Code	Page
Tr	Free-cutting steel		20470	4-31
Tr	Free-cutting steel	left hand thread	20476	4-32
Tr	St.st. A1		51170	4-32

20470 **Round nut Tr 1,5xD / Ronde moer Tr 1,5xD / Écrou cylindrique à filetage trapézoïdal 1,5xD** **G05A**

Thread Trapezoidal thread
Material Free-cutting steel

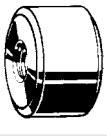

d_1 x P	✉	Art.number	d_1 x P	✉	Art.number	d_1 x P	✉	Art.number
Tr10X3 (≠DIN)	10	20470.100.003	Tr22X5	4	20470.220.005	Tr36X6	2	20470.360.006
Tr12X3	10	20470.120.003	Tr24X5	4	20470.240.005	Tr40X7	2	20470.400.007
Tr14X4 (≠DIN)	6	20470.140.004	Tr26X5	2	20470.260.005	Tr44X7	2	20470.440.007
Tr16X4	6	20470.160.004	Tr28X5	2	20470.280.005	Tr50X8	2	20470.500.008
Tr18X4	4	20470.180.004	Tr30X6	2	20470.300.006	Tr60X9	2	20470.600.009
Tr20X4	4	20470.200.004	Tr32X6	2	20470.320.006			

20476	Round nut Tr 1,5xD left hand thread / Ronde moer Tr 1,5xD linkse schroefdraad / Écrou cylindrique à filetage trapézoïdal 1,5xD à gauche	G05A

Thread Trapezoidal thread
Material Free-cutting steel

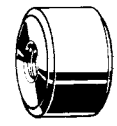

d_1 x P	✉	Art.number	d_1 x P	✉	Art.number	d_1 x P	✉	Art.number
Tr12X3 (LH)	6	20476.120.003	Tr20X4 (LH)	2	20476.200.004	Tr30X6 (LH)	2	20476.300.006
Tr16X4 (LH)	4	20476.160.004	Tr24X5 (LH)	2	20476.240.005	Tr40X7 (LH)	2	20476.400.007

51170	Round nut Tr 1,5xD / Ronde moer Tr 1,5xD / Écrou cylindrique à filetage trapézoïdal 1,5xD	R09A

4

Thread Trapezoidal thread
Material Stainless steel A1

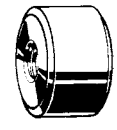

d_1 x P	✉	Art.number	d_1 x P	✉	Art.number	d_1 x P	✉	Art.number
Tr12X3	1	51170.120.003	Tr20X4	1	51170.200.004	Tr24X5	1	51170.240.005
Tr16X4	1	51170.160.004						

Round nut Tr 2,0xD

Ronde moer Tr 2,0xD / Écrou cylindrique à filetage trapézoïdal 2,0xD

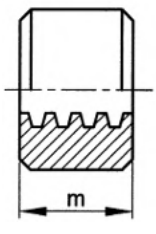

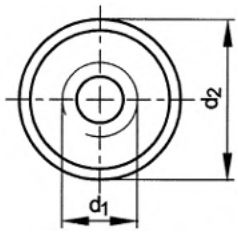



Technical Data

d_1	d_2	m
Tr12x3	26	24
Tr16x4	36	32
Tr20x4	45	40
Tr24x5	50	48

d_1	d_2	m
Tr30x6	60	60
Tr36x6	75	72
Tr40x7	80	80

- ISO-metric trapezoidal thread according to DIN 103.

Article groups

Thread	Material		Code	Page
Tr	Bronze CU4		20474	4-32
Tr	Bronze CU4	left hand thread	20478	4-33

20474	Round nut Tr 2,0xD / Ronde moer Tr 2,0xD / Écrou cylindrique à filetage trapézoïdal 2,0xD	G05A

Thread Trapezoidal thread
Material Bronze CU4

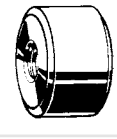

d_1 x P	✉	Art.number	d_1 x P	✉	Art.number	d_1 x P	✉	Art.number
Tr12X3	6	20474.120.003	Tr24X5	2	20474.240.005	Tr36X6	1	20474.360.006
Tr16X4	4	20474.160.004	Tr30X6	1	20474.300.006	Tr40X7	1	20474.400.007
Tr20X4	2	20474.200.004						

20478	Round nut Tr 2,0xD left hand thread / Ronde moer Tr 2,0xD linkse schroefdraad / Écrou cylindrique à filetage trapézoïdal 2,0xD à gauche	G05A

Thread Trapezoidal thread
Material Bronze CU4



d_1 x P	✉	Art.number	d_1 x P	✉	Art.number
Tr20X4 (LH)	2	20478.200.004	Tr24X5 (LH)	1	20478.240.005

Hexagon nut Tr 1,5xD

Zeskantmoer 1,5xD / Écrou hexagonal à filetage trapézoïdal 1,5xD

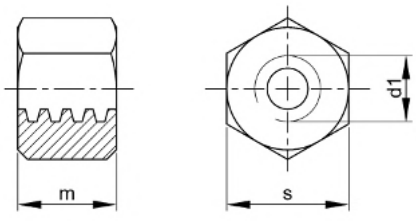

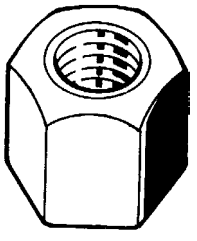

Technical Data

d_1	m	P	s
Tr16x4	24	4.00	27
Tr20x4	30	4.00	30
Tr24x5	36	5.00	36
Tr30x6	45	6.00	46

- ISO-metric trapezoidal thread according to DIN 103.

20480	Hexagon nut Tr 1,5xD / Zeskantmoer 1,5xD / Écrou hexagonal à filetage trapézoïdal 1,5xD	G05A

Thread Trapezoidal thread
Material Steel
Surface treatment Plain

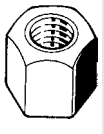

d_1 x P	✉	Art.number	d_1 x P	✉	Art.number	d_1 x P	✉	Art.number
Tr16X4*	50	20480.160.004	Tr24X5	1	20480.240.005	Tr30X6	2	20480.300.006
Tr20X4	10	20480.200.004						

Threaded rod for shuttering, knuckle thread

Bekistingsdraadstang ronde schroefdraad / Tige de coffrage





Special features of threaded rods for shuttering:
- Concrete may be poured without protecting the rods using plastic sleeves or similar.
- After starching of the concrete the threaded rod can be easily loosened by hammering and unscrewing.
- Concrete does not adhere well on the threaded profile, therefore cleaning of the rods is not necessary and the rods can be re-used.
- The mortar to fill up the hole afterwards attaches very well in the counter-profile of the thread in the concrete.

20420 **Threaded rod for shuttering, knuckle thread / Bekistingsdraadstang ronde schroefdraad / Tige de coffrage** **G05B**

Material	Steel
Class	4.8
Surface treatment	Plain



d	✉	Art.number	d	✉	Art.number	d	✉	Art.number
20MM	4	20420.200.001	24MM	4	20420.240.001	30MM	2	20420.300.001

Hexagon nut for shuttering, knuckle thread

Zeskantmoer voor bekistingsdraadstangen ronde schroefdraad / Écrou pour tige de coffrage

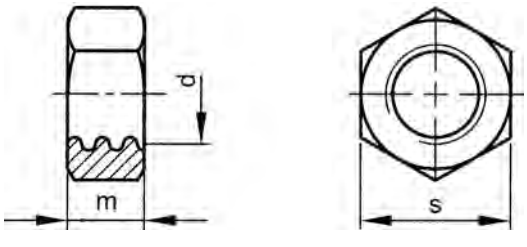

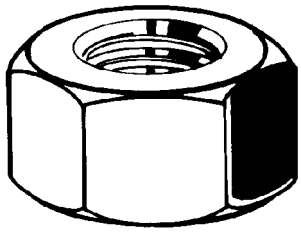

Technical Data

d	m	P	s
20	16	5.00	30
24	19	5.00	36
30	24	5.00	46

20430 **Hexagon nut for shuttering, knuckle thread / Zeskantmoer voor bekistingsdraadstangen ronde schroefdraad / Écrou pour tige de coffrage** **G05B**

Material	Steel
Class	5
Surface treatment	Plain

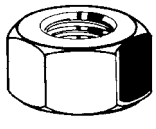

d	✉	Art.number	d	✉	Art.number	d	✉	Art.number
20MM	8	20430.200.001	24MM	8	20430.240.001	30MM	4	20430.300.001

Studbolt with 2 heavy hexagon nuts metric

Studbolt met 2 zware zeskantmoeren metrisch / Goujon fileté avec 2 écrous hexagonaux lourds métrique

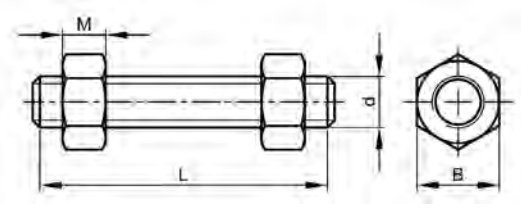

BS ≈4882
ASTM A193/A194

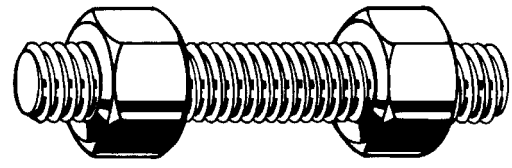

Technical Data

d	B	M	P
M12	19	12	1.75
M14	22	14	2.00
M16	24	16	2.00
M18	27	18	2.50
M20	30	20	2.50
M22	32	22	2.50

d	B	M	P
M24	36	24	3.00
M27	41	27	3.00
M30	46	30	3.50
M33	50	33	3.50
M36	55	36	4.00

- Depending on availability studbolts may be supplied with nuts with WAF according to DIN 934 instead of ASME B18.2.4.6M.
- L is the nominal length of the studbolt not including the chamfered ends.

22060 **Studbolt with 2 heavy hexagon nuts metric / Studbolt met 2 zware zeskantmoeren metrisch / Goujon fileté avec 2 écrous hexagonaux lourds métrique** **G09A**

Thread Metric thread
Material Steel ASTM A193M - ASTM A194M
Class Gr.B7 - Gr.2H
Surface treatment Plain

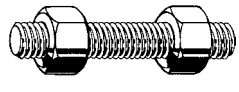

d x L	✉	Art.number	d x L	✉	Art.number	d x L	✉	Art.number
M12X55	1	22060.120.055	M16X165	1	22060.160.165			
M12X60	1	22060.120.060	M16X170	1	22060.160.170	M22X95	1	22060.220.095
M12X65	1	22060.120.065	M16X175	1	22060.160.175	M22X100	1	22060.220.100
M12X70	1	22060.120.070	M16X190	1	22060.160.190	M22X110	1	22060.220.110
M12X75	1	22060.120.075	M16X220	1	22060.160.220	M22X120	1	22060.220.120
M12X80	1	22060.120.080	M16X240	1	22060.160.240	M22X130	1	22060.220.130
M12X85	1	22060.120.085	M16X300	1	22060.160.300	M22X140	1	22060.220.140
M12X90	1	22060.120.090				M22X150	1	22060.220.150
M12X95	1	22060.120.095	M18X100	1	22060.180.100	M22X160	1	22060.220.160
M12X100	1	22060.120.100	M18X120	1	22060.180.120	M22X170	1	22060.220.170
M12X105	1	22060.120.105				M22X180	1	22060.220.180
M12X120	1	22060.120.120	M20X75	1	22060.200.075	M22X190	1	22060.220.190
M12X125	1	22060.120.125	M20X80	1	22060.200.080	M22X200	1	22060.220.200
M12X140	1	22060.120.140	M20X85	1	22060.200.085	M22X210	1	22060.220.210
			M20X90	1	22060.200.090			
M14X55	1	22060.140.055	M20X95	1	22060.200.095	M24X80	1	22060.240.080
M14X65	1	22060.140.065	M20X100	1	22060.200.100	M24X110	1	22060.240.110
M14X70	1	22060.140.070	M20X105	1	22060.200.105	M24X115	1	22060.240.115
M14X75	1	22060.140.075	M20X110	1	22060.200.110	M24X120	1	22060.240.120
M14X80	1	22060.140.080	M20X115	1	22060.200.115	M24X125	1	22060.240.125
M14X85	1	22060.140.085	M20X120	1	22060.200.120	M24X130	1	22060.240.130
M14X90	1	22060.140.090	M20X125	1	22060.200.125	M24X140	1	22060.240.140
M14X100	1	22060.140.100	M20X130	1	22060.200.130	M24X145	1	22060.240.145
M14X120	1	22060.140.120	M20X135	1	22060.200.135	M24X150	1	22060.240.150
			M20X140	1	22060.200.140	M24X160	1	22060.240.160
M16X55	1	22060.160.055	M20X145	1	22060.200.145	M24X165	1	22060.240.165
M16X60	1	22060.160.060	M20X150	1	22060.200.150	M24X170	1	22060.240.170
M16X65	1	22060.160.065	M20X160	1	22060.200.160	M24X180	1	22060.240.180
M16X70	1	22060.160.070	M20X165	1	22060.200.165	M24X185	1	22060.240.185
M16X75	1	22060.160.075	M20X170	1	22060.200.170	M24X190	1	22060.240.190
M16X80	1	22060.160.080	M20X180	1	22060.200.180	M24X200	1	22060.240.200
M16X85	1	22060.160.085	M20X190	1	22060.200.190	M24X220	1	22060.240.220
M16X90	1	22060.160.090	M20X195	1	22060.200.195	M24X230	1	22060.240.230
M16X95	1	22060.160.095	M20X200	1	22060.200.200	M24X240	1	22060.240.240
M16X100	1	22060.160.100	M20X210	1	22060.200.210	M24X250	1	22060.240.250
M16X110	1	22060.160.110	M20X230	1	22060.200.230	M24X275	1	22060.240.275
M16X120	1	22060.160.120	M20X240	1	22060.200.240	M24X320	1	22060.240.320
M16X125	1	22060.160.125	M20X245	1	22060.200.245	M24X365	1	22060.240.365
M16X130	1	22060.160.130	M20X250	1	22060.200.250			
M16X140	1	22060.160.140	M20X320	1	22060.200.320	M27X125	1	22060.270.125
M16X150	1	22060.160.150	M20X340	1	22060.200.340	M27X130	1	22060.270.130
M16X160	1	22060.160.160	M20X400	1	22060.200.400	M27X135	1	22060.270.135

FABORY

22060	Studbolt with 2 heavy hexagon nuts metric / Studbolt met 2 zware zeskantmoeren metrisch / Goujon fileté avec 2 écrous hexagonaux lourds métrique	←

d x L	✉	Art.number	d x L	✉	Art.number	d x L	✉	Art.number
M27X140	1	22060.270.140	M30X180	1	22060.300.180	M33X185	1	22060.330.185
M27X150	1	22060.270.150	M30X185	1	22060.300.185	M33X190	1	22060.330.190
M27X165	1	22060.270.165	M30X190	1	22060.300.190	M33X200	1	22060.330.200
M27X175	1	22060.270.175	M30X200	1	22060.300.200	M33X210	1	22060.330.210
M27X190	1	22060.270.190	M30X210	1	22060.300.210	M33X220	1	22060.330.220
M27X215	1	22060.270.215	M30X215	1	22060.300.215	M33X230	1	22060.330.230
M27X230	1	22060.270.230	M30X220	1	22060.300.220	M33X330	1	22060.330.330
M27X240	1	22060.270.240	M30X230	1	22060.300.230			
M27X250	1	22060.270.250	M30X240	1	22060.300.240	M36X175	1	22060.360.175
M27X275	1	22060.270.275	M30X250	1	22060.300.250	M36X190	1	22060.360.190
			M30X500	1	22060.300.500	M36X200	1	22060.360.200
M30X135	1	22060.300.135	M30X590	1	22060.300.590	M36X210	1	22060.360.210
M30X140	1	22060.300.140				M36X220	1	22060.360.220
M30X150	1	22060.300.150	M33X150	1	22060.330.150	M36X230	1	22060.360.230
M30X155	1	22060.300.155	M33X170	1	22060.330.170	M36X240	1	22060.360.240
M30X170	1	22060.300.170	M33X175	1	22060.330.175	M36X250	1	22060.360.250
M30X175	1	22060.300.175	M33X180	1	22060.330.180	M36X260	1	22060.360.260

4

Heavy hexagon nut

Zware zeskantmoer / Écrou hexagonal lourd

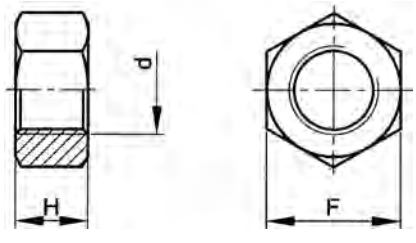

ASME **≈B18.2.4.6M**
ASTM A194M



Technical Data

d	F	H	P
M8	13	8	1.25
M10	17	10	1.50
M12	19	12	1.75
M14	22	14	2.00
M16	24	16	2.00
M18	27	18	2.50
M20	30	20	2.50
M22	32	22	2.50
M24	36	24	3.00
M27	41	27	3.00
M30	46	30	3.50

d	F	H	P
M33	50	33	3.50
M36	55	36	4.00
M39	60	39	4.00
M42	65	42	4.50
M45	70	45	4.50
M48	75	48	5.00
M52	80	52	5.00
M56	85	56	5.50
M60	90	60	5.50
M64	95	64	6.00

- WAF deviate from ASME B18.2.4.6M and are in accordance with DIN 934. Depending on availability, nuts may be supplied with the larger WAF to ASME B18.2.4.6M.

Article groups

Thread	Material	Class	Surface treatment		Code	Page
M	St. ASTM A194M	Gr.2H	Plain		22200	4-37
M	St. ASTM A194M	Gr.2H	HDG	oversized	22205	4-37
M	St. ASTM A194M	Gr.2HM	Plain		22210	4-37
M	St. ASTM A194M	Gr.3	Plain		22366	4-37
M	St. ASTM A194M	Gr.7	Plain		22372	4-37
M	St. ASTM A194M	Gr.7	HDG	oversized	22378	4-38
M	St.st. ASTM A194M	Gr.8			22374	4-38
M	St.st. ASTM A194M	Gr.8A			22430	4-38
M	St.st. ASTM A194M	Gr.8M			22375	4-38
M	St.st. ASTM A194M	Gr.8MA			22432	4-38

22200 Heavy hexagon nut / Zware zeskantmoer / Écrou hexagonal lourd — G09A

Thread Metric thread
Material Steel ASTM A194M
Class Gr.2H
Surface treatment Plain



d	✉	Art.number	d	✉	Art.number	d	✉	Art.number
M8	1	22200.080.001	M22	1	22200.220.001	M42	1	22200.420.001
M10	1	22200.100.001	M24	1	22200.240.001	M45	1	22200.450.001
M12	1	22200.120.001	M27	1	22200.270.001	M48	1	22200.480.001
M14	1	22200.140.001	M30	1	22200.300.001	M52	1	22200.520.001
M16	1	22200.160.001	M33	1	22200.330.001	M56	1	22200.560.001
M18	1	22200.180.001	M36	1	22200.360.001	M60	1	22200.600.001
M20	1	22200.200.001	M39	1	22200.390.001	M64	1	22200.640.001

22205 Heavy hexagon nut metric oversized / Zware zeskantmoer metrisch, overmaats / Écrou hexagonal lourd, métrique, filetage en surcote — G09A

Thread Metric thread
Material Steel ASTM A194M
Class Gr.2H
Surface treatment Hot dip galvanized



d	✉	Art.number	d	✉	Art.number	d	✉	Art.number
M10	1	22205.100.001	M22	1	22205.220.001	M39	1	22205.390.001
M12	1	22205.120.001	M24	1	22205.240.001	M42	1	22205.420.001
M14	1	22205.140.001	M27	1	22205.270.001	M45	1	22205.450.001
M16	1	22205.160.001	M30	1	22205.300.001	M48	1	22205.480.001
M18	1	22205.180.001	M33	1	22205.330.001			
M20	1	22205.200.001	M36	1	22205.360.001			

22210 Heavy hexagon nut / Zware zeskantmoer / Écrou hexagonal lourd — G09A

Thread Metric thread
Material Steel ASTM A194M
Class Gr.2HM
Surface treatment Plain



d	✉	Art.number	d	✉	Art.number	d	✉	Art.number
M10	1	22210.100.001	M16	1	22210.160.001	M27	1	22210.270.001
M12	1	22210.120.001	M20	1	22210.200.001	M30	1	22210.300.001

22366 Heavy hexagon nut / Zware zeskantmoer / Écrou hexagonal lourd — G09A

Thread Metric thread
Material Steel ASTM A194M
Class Gr.3
Surface treatment Plain



d	✉	Art.number	d	✉	Art.number	d	✉	Art.number
M12	1	22366.120.001	M18	1	22366.180.001	M24	1	22366.240.001
M14	1	22366.140.001	M20	1	22366.200.001	M27	1	22366.270.001
M16	1	22366.160.001	M22	1	22366.220.001	M30	1	22366.300.001

22372 Heavy hexagon nut / Zware zeskantmoer / Écrou hexagonal lourd — G10A

Thread Metric thread
Material Steel ASTM A194M
Class Gr.7
Surface treatment Plain



d	✉	Art.number	d	✉	Art.number	d	✉	Art.number
M10	1	22372.100.001	M22	1	22372.220.001	M39	1	22372.390.001
M12	1	22372.120.001	M24	1	22372.240.001	M42	1	22372.420.001
M14	1	22372.140.001	M27	1	22372.270.001	M45	1	22372.450.001
M16	1	22372.160.001	M30	1	22372.300.001	M48	1	22372.480.001
M18	1	22372.180.001	M33	1	22372.330.001	M52	1	22372.520.001
M20	1	22372.200.001	M36	1	22372.360.001			

22378 Heavy hexagon nut metric oversized / Zware zeskantmoer metrisch, overmaats / Écrou hexagonal lourd, métrique, filetage en surcote — G10A

Thread Metric thread
Material Steel ASTM A194M
Class Gr.7
Surface treatment Hot dip galvanized



d	✉	Art.number	d	✉	Art.number	d	✉	Art.number
M12	1	22378.120.001	M20	1	22378.200.001	M30	1	22378.300.001
M14	1	22378.140.001	M22	1	22378.220.001	M33	1	22378.330.001
M16	1	22378.160.001	M24	1	22378.240.001	M36	1	22378.360.001
M18	1	22378.180.001	M27	1	22378.270.001			

4

22374 Heavy hexagon nut / Zware zeskantmoer / Écrou hexagonal lourd — G12A

Thread Metric thread
Material Stainless steel ASTM A194M
Class Gr.8



d	✉	Art.number	d	✉	Art.number	d	✉	Art.number
M10	1	22374.100.001	M20	1	22374.200.001	M30	1	22374.300.001
M12	1	22374.120.001	M22	1	22374.220.001	M33	1	22374.330.001
M14	1	22374.140.001	M24	1	22374.240.001	M36	1	22374.360.001
M16	1	22374.160.001	M27	1	22374.270.001	M39	1	22374.390.001
M18	1	22374.180.001						

22430 Heavy hexagon nut / Zware zeskantmoer / Écrou hexagonal lourd — G12A

Thread Metric thread
Material Stainless steel ASTM A194M
Class Gr.8A



d	✉	Art.number	d	✉	Art.number	d	✉	Art.number
M20	1	22430.200.001	M24	1	22430.240.001	M27	1	22430.270.001

22375 Heavy hexagon nut / Zware zeskantmoer / Écrou hexagonal lourd — G12A

Thread Metric thread
Material Stainless steel ASTM A194M
Class Gr.8M



d	✉	Art.number	d	✉	Art.number	d	✉	Art.number
M8	1	22375.080.001	M18	1	22375.180.001	M27	1	22375.270.001
M10	1	22375.100.001	M20	1	22375.200.001	M30	1	22375.300.001
M12	1	22375.120.001	M22	1	22375.220.001	M33	1	22375.330.001
M14	1	22375.140.001	M24	1	22375.240.001	M36	1	22375.360.001
M16	1	22375.160.001						

22432 Heavy hexagon nut / Zware zeskantmoer / Écrou hexagonal lourd — G12A

Thread Metric thread
Material Stainless steel ASTM A194M
Class Gr.8MA



d	✉	Art.number	d	✉	Art.number	d	✉	Art.number
M12	1	22432.120.001	M20	1	22432.200.001	M24	1	22432.240.001
M14	1	22432.140.001	M22	1	22432.220.001	M27	1	22432.270.001
M16	1	22432.160.001						

Heavy hexagon nut MF

Zware zeskantmoer MF / Écrou hexagonal lourd MF

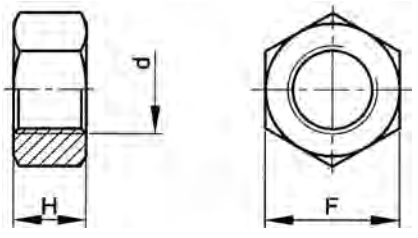

ASME **≈B18.2.4.6M**
ASTM A194M



Technical Data

d	F	H
M30	46	30
M33	50	33
M36	55	36
M39	60	39

- WAF deviate from ASME B18.2.4.6M and are in accordance with DIN 934. Depending on availability, nuts may be supplied with the larger WAF to ASME B18.2.4.6M.

22445 **Heavy hexagon nut MF / Zware zeskantmoer MF / Écrou hexagonal lourd MF** **G09A**

Thread Metric fine thread
Material Steel ASTM A194M
Class Gr.2H
Surface treatment Plain



d x P	✉	Art.number	d x P	✉	Art.number	d x P	✉	Art.number
M30X3,00	1	22445.300.300	M36X3,00	1	22445.360.300	M39X3,00	1	22445.390.300
M33X3,00	1	22445.330.300						

Studbolt with 2 heavy hexagon nuts

Studbolt met 2 zware zeskantmoeren / Goujon fileté avec 2 écrous hexagonaux lourds

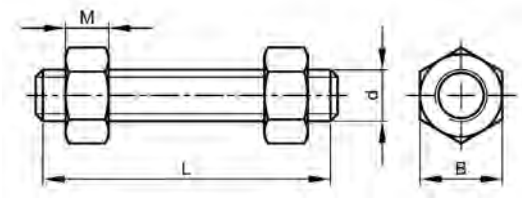

ASME **B16.5/B18.2.2**
BS ≈4882
ASTM A193/A194

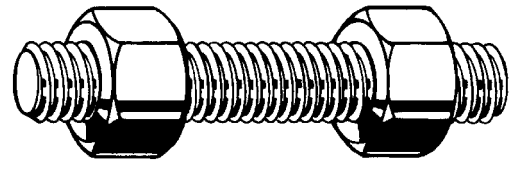

Technical Data

d	B	M	Threads per inch	d	B	M	Threads per inch
3/8	11/16	9	16	**1.1/2**	2.3/8	37.3	8
1/2	7/8	12.3	13	**1.5/8**	2.9/16	40.5	8
5/8	1.1/16	15.5	11	**1.3/4**	2.3/4	43.6	8
3/4	1.1/4	18.7	10	**1.7/8**	2.15/16	46.8	8
7/8	1.7/16	21.8	9	**2 Inch**	3.1/8	50.0	8
1 Inch	1.5/8	25.0	8	**2.1/4**	3.1/2	56.0	8
1.1/8	1.13/16	28.2	8	**2.1/2**	3.7/8	62.3	8
1.1/4	2.IN.	31.0	8	**2.3/4**	4.1/4	68.7	8
1.3/8	2.3/16	34.1	8	**3 Inch**	4.5/8	75.0	8

- Tolerances of the total length of the studbolts according to ASME B16.5 Table C-3
- L is the nominal length of the studbolt, measured from the first to the last full thread and thus excluding the chamfered ends.

Article groups

Thread	Material	Class	Surface treatment	Code	Page
UNC	St. ASTM A193 - ASTM A194	Gr.B7 - Gr.2H	Plain	22080	4-40
8UN	St. ASTM A193 - ASTM A194	Gr.B7 - Gr.2H	Plain	22090	4-41
UNC	St. ASTM A193 - ASTM A194	Gr.B7 - Gr.2H	ZPL	22082	4-44
8UN	St. ASTM A193 - ASTM A194	Gr.B7 - Gr.2H	ZPL	22092	4-45
UNC	St. ASTM A193 - ASTM A194	Gr.B7M - Gr.2HM	Plain	22085	4-46
8UN	St. ASTM A193 - ASTM A194	Gr.B7M - Gr.2HM	Plain	22086	4-48

FABORY

Article groups

Thread	Material	Class	Surface treatment	Code	Page
UNC	St. ASTM A320 - ASTM A194	Gr.L7 - Gr.7	Plain	22325	4-50
8UN	St. ASTM A320 - ASTM A194	Gr.L7 - Gr.7	Plain	22326	4-52
UNC	St. ASTM A193 - ASTM A194	Gr.B16 - Gr.2H	Plain	22551	4-55
UNC	St.st. ASTM A193 - ASTM A194	Gr.B8 - Gr.8		22534	4-55
8UN	St.st. ASTM A193 - ASTM A194	Gr.B8 - Gr.8		22544	4-57
UNC	St.st. ASTM A193 - ASTM A194	Gr.B8 Cl.2 - Gr.8		22529	4-57
8UN	St.st. ASTM A193 - ASTM A194	Gr.B8 Cl.2 - Gr.8		22530	4-59
UNC	St.st. ASTM A320 - ASTM A194	Gr.B8 Cl.2 - Gr.8		22531	4-59
8UN	St.st. ASTM A320 - ASTM A194	Gr.B8 Cl.2 - Gr.8		22532	4-59
UNC	St.st. ASTM A193 - ASTM A194	Gr.B8M Cl.2 - Gr.8M		22538	4-59
8UN	St.st. ASTM A193 - ASTM A194	Gr.B8M Cl.2 - Gr.8M		22539	4-61

4

22080 **Studbolt with 2 heavy hexagon nuts / Studbolt met 2 zware zeskantmoeren / Goujon fileté avec 2 écrous hexagonaux lourds** **G09A**

Thread Unified National Coarse
Material Steel ASTM A193 - ASTM A194
Class Gr.B7 - Gr.2H
Surface treatment Plain

RoHS

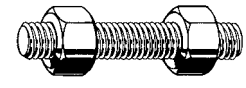

d x L mm (L Inch)	✉	Art.number
3/8X100 (4)	1	22080.096.101
3/8X140 (5.1/2)	1	22080.096.139
3/8X175 (6.7/8)	1	22080.096.175
3/8X185 (7.1/4)	1	22080.096.184
1/2X40 (1.1/2)	1	22080.127.038
1/2X45 (1.3/4)	1	22080.127.044
1/2X50 (2)	1	22080.127.050
1/2X55 (2.1/4)	1	22080.127.057
1/2X60 (2.3/8)	1	22080.127.060
1/2X65 (2.1/2)	1	22080.127.063
1/2X70 (2.3/4)	1	22080.127.069
1/2X75 (3)	1	22080.127.076
1/2X80 (3.1/4)	1	22080.127.082
1/2X85 (3.3/8)	1	22080.127.085
1/2X90 (3.1/2)	1	22080.127.088
1/2X95 (3.3/4)	1	22080.127.095
1/2X100 (4)	1	22080.127.101
1/2X105 (4.1/8)	1	22080.127.105
1/2X110 (4.1/4)	1	22080.127.107
1/2X115 (4.1/2)	1	22080.127.114
1/2X120 (4.3/4)	1	22080.127.120
1/2X125 (5)	1	22080.127.127
1/2X130 (5.1/8)	1	22080.127.130
1/2X135 (5.1/4)	1	22080.127.133
1/2X140 (5.1/2)	1	22080.127.139
1/2X145 (5.3/4)	1	22080.127.146
1/2X150 (6)	1	22080.127.152
1/2X155 (6.1/8)	1	22080.127.155
1/2X160 (6.1/4)	1	22080.127.158
1/2X165 (6.1/2)	1	22080.127.165
1/2X170 (6.3/4)	1	22080.127.171
1/2X175 (6.7/8)	1	22080.127.175
1/2X180 (7)	1	22080.127.177
1/2X185 (7.1/4)	1	22080.127.184
1/2X190 (7.1/2)	1	22080.127.190
1/2X195 (7.3/4)	1	22080.127.196
1/2X200 (8)	1	22080.127.203
1/2X205 (8.1/8)	1	22080.127.205
1/2X210 (8.1/4)	1	22080.127.209
1/2X225 (8.7/8)	1	22080.127.225
1/2X250 (9.3/4)	1	22080.127.247
1/2X280 (11)	1	22080.127.279
5/8X40 (1.1/2)	1	22080.158.038
5/8X45 (1.3/4)	1	22080.158.044
5/8X50 (2)	1	22080.158.050
5/8X55 (2.1/4)	1	22080.158.057
5/8X60 (2.3/8)	1	22080.158.060
5/8X65 (2.1/2)	1	22080.158.063
5/8X70 (2.3/4)	1	22080.158.069
5/8X75 (3)	1	22080.158.076
5/8X80 (3.1/4)	1	22080.158.082
5/8X85 (3.3/8)	1	22080.158.085
5/8X90 (3.1/2)	1	22080.158.088
5/8X95 (3.3/4)	1	22080.158.095
5/8X100 (4)	1	22080.158.101
5/8X105 (4.1/8)	1	22080.158.105
5/8X110 (4.1/4)	1	22080.158.107
5/8X115 (4.1/2)	1	22080.158.114
5/8X120 (4.3/4)	1	22080.158.120
5/8X125 (5)	1	22080.158.127
5/8X130 (5.1/8)	1	22080.158.130
5/8X135 (5.1/4)	1	22080.158.133
5/8X140 (5.1/2)	1	22080.158.139
5/8X145 (5.3/4)	1	22080.158.146
5/8X150 (6)	1	22080.158.152
5/8X155 (6.1/8)	1	22080.158.155
5/8X160 (6.1/4)	1	22080.158.158
5/8X165 (6.1/2)	1	22080.158.165
5/8X170 (6.3/4)	1	22080.158.171
5/8X175 (6.7/8)	1	22080.158.175
5/8X180 (7)	1	22080.158.177
5/8X185 (7.1/4)	1	22080.158.184
5/8X190 (7.1/2)	1	22080.158.190
5/8X195 (7.3/4)	1	22080.158.196
5/8X200 (8)	1	22080.158.203
5/8X205 (8.1/8)	1	22080.158.205
5/8X210 (8.1/4)	1	22080.158.209
5/8X215 (8.1/2)	1	22080.158.215
5/8X220 (8.3/4)	1	22080.158.222
5/8X225 (8.7/8)	1	22080.158.225
5/8X230 (9)	1	22080.158.228
5/8X235 (9.1/4)	1	22080.158.234
5/8X240 (9.1/2)	1	22080.158.241
5/8X245 (9.5/8)	1	22080.158.245
5/8X250 (9.3/4)	1	22080.158.247
5/8X255 (10)	1	22080.158.254
5/8X260 (10.1/4)	1	22080.158.260
5/8X265 (10.1/2)	1	22080.158.266
5/8X270 (10.5/8)	1	22080.158.270
5/8X275 (10.3/4)	1	22080.158.273
5/8X280 (11)	1	22080.158.279
5/8X285 (11.1/4)	1	22080.158.285
5/8X290 (11.3/8)	1	22080.158.290
5/8X295 (11.1/2)	1	22080.158.292
5/8X300 (11.3/4)	1	22080.158.298
5/8X305 (12)	1	22080.158.304
5/8X310 (12.1/4)	1	22080.158.311
5/8X315 (12.1/2)	1	22080.158.317
5/8X320 (12.5/8)	1	22080.158.320
5/8X325 (12.3/4)	1	22080.158.323
5/8X330 (13)	1	22080.158.330
5/8X335 (13.1/4)	1	22080.158.336
5/8X340 (13.3/8)	1	22080.158.340
5/8X370 (14.1/2)	1	22080.158.368
5/8X375 (14.3/4)	1	22080.158.374
5/8X385 (15.1/4)	1	22080.158.387
3/4X50 (2)	1	22080.191.050
3/4X55 (2.1/4)	1	22080.191.057
3/4X60 (2.3/8)	1	22080.191.060
3/4X65 (2.1/2)	1	22080.191.063
3/4X70 (2.3/4)	1	22080.191.069
3/4X75 (3)	1	22080.191.076
3/4X80 (3.1/4)	1	22080.191.082
3/4X85 (3.3/8)	1	22080.191.085
3/4X90 (3.1/2)	1	22080.191.088
3/4X95 (3.3/4)	1	22080.191.095
3/4X100 (4)	1	22080.191.101
3/4X105 (4.1/8)	1	22080.191.105
3/4X110 (4.1/4)	1	22080.191.107
3/4X115 (4.1/2)	1	22080.191.114
3/4X120 (4.3/4)	1	22080.191.120
3/4X125 (5)	1	22080.191.127
3/4X130 (5.1/8)	1	22080.191.130
3/4X135 (5.1/4)	1	22080.191.133
3/4X140 (5.1/2)	1	22080.191.139
3/4X145 (5.3/4)	1	22080.191.146
3/4X150 (6)	1	22080.191.152
3/4X155 (6.1/8)	1	22080.191.155
3/4X160 (6.1/4)	1	22080.191.158
3/4X165 (6.1/2)	1	22080.191.165
3/4X170 (6.3/4)	1	22080.191.171
3/4X175 (6.7/8)	1	22080.191.175
3/4X180 (7)	1	22080.191.177
3/4X185 (7.1/4)	1	22080.191.184
3/4X190 (7.1/2)	1	22080.191.190
3/4X195 (7.3/4)	1	22080.191.196
3/4X200 (8)	1	22080.191.203
3/4X205 (8.1/8)	1	22080.191.205
3/4X210 (8.1/4)	1	22080.191.209
3/4X215 (8.1/2)	1	22080.191.215
3/4X220 (8.3/4)	1	22080.191.222
3/4X225 (8.7/8)	1	22080.191.225
3/4X230 (9)	1	22080.191.228
3/4X235 (9.1/4)	1	22080.191.234
3/4X240 (9.1/2)	1	22080.191.241
3/4X245 (9.5/8)	1	22080.191.245
3/4X250 (9.3/4)	1	22080.191.247
3/4X255 (10)	1	22080.191.254
3/4X260 (10.1/4)	1	22080.191.260
3/4X265 (10.1/2)	1	22080.191.266
3/4X270 (10.5/8)	1	22080.191.270
3/4X275 (10.3/4)	1	22080.191.273
3/4X280 (11)	1	22080.191.279
3/4X285 (11.1/4)	1	22080.191.285
3/4X290 (11.3/8)	1	22080.191.290
3/4X295 (11.1/2)	1	22080.191.292
3/4X300 (11.3/4)	1	22080.191.298
3/4X305 (12)	1	22080.191.304
3/4X310 (12.1/4)	1	22080.191.311
3/4X315 (12.1/2)	1	22080.191.317
3/4X320 (12.5/8)	1	22080.191.320
3/4X325 (12.3/4)	1	22080.191.323
3/4X330 (13)	1	22080.191.330
3/4X335 (13.1/4)	1	22080.191.337
3/4X340 (13.3/8)	1	22080.191.340
3/4X345 (13.1/2)	1	22080.191.342
3/4X350 (13.3/4)	1	22080.191.349
3/4X355 (14)	1	22080.191.355
3/4X360 (14.1/4)	1	22080.191.361
3/4X365 (14.3/8)	1	22080.191.365
3/4X370 (14.1/2)	1	22080.191.368

22080 Studbolt with 2 heavy hexagon nuts / Studbolt met 2 zware zeskantmoeren / Goujon fileté avec 2 écrous hexagonaux lourds ←

d x L mm (L Inch)	✉	Art.number	d x L mm (L Inch)	✉	Art.number	d x L mm (L Inch)	✉	Art.number
3/4X375 (14.3/4)	1	22080.191.374	7/8X280 (11)	1	22080.222.279	1 Inch X185 (7.1/4)	1	22080.254.184
3/4X380 (15)	1	22080.191.381	7/8X285 (11.1/4)	1	22080.222.285	1 Inch X190 (7.1/2)	1	22080.254.190
3/4X385 (15.1/4)	1	22080.191.387	7/8X290 (11.3/8)	1	22080.222.290	1 Inch X195 (7.3/4)	1	22080.254.196
3/4X390 (15.3/8)	1	22080.191.390	7/8X295 (11.1/2)	1	22080.222.292	1 Inch X200 (8)	1	22080.254.203
3/4X395 (15.1/2)	1	22080.191.393	7/8X300 (11.3/4)	1	22080.222.298	1 Inch X205 (8.1/8)	1	22080.254.205
3/4X400 (15.3/4)	1	22080.191.400	7/8X305 (12)	1	22080.222.304	1 Inch X210 (8.1/4)	1	22080.254.209
3/4X405 (16)	1	22080.191.406	7/8X310 (12.1/4)	1	22080.222.311	1 Inch X215 (8.1/2)	1	22080.254.215
3/4X410 (16.1/8)	1	22080.191.410	7/8X315 (12.1/2)	1	22080.222.317	1 Inch X220 (8.3/4)	1	22080.254.222
3/4X415 (16.1/4)	1	22080.191.412	7/8X320 (12.5/8)	1	22080.222.320	1 Inch X225 (8.7/8)	1	22080.254.225
3/4X420 (16.1/2)	1	22080.191.419	7/8X325 (12.3/4)	1	22080.222.323	1 Inch X230 (9)	1	22080.254.228
3/4X430 (17)	1	22080.191.431	7/8X330 (13)	1	22080.222.330	1 Inch X235 (9.1/4)	1	22080.254.234
3/4X440 (17.1/4)	1	22080.191.438	7/8X335 (13.1/4)	1	22080.222.337	1 Inch X240 (9.1/2)	1	22080.254.241
3/4X450 (17.3/4)	1	22080.191.450	7/8X340 (13.3/8)	1	22080.222.340	1 Inch X245 (9.5/8)	1	22080.254.245
3/4X455 (18)	1	22080.191.457	7/8X345 (13.1/2)	1	22080.222.342	1 Inch X250 (9.3/4)	1	22080.254.247
3/4X470 (18.1/2)	1	22080.191.469	7/8X350 (13.3/4)	1	22080.222.349	1 Inch X255 (10)	1	22080.254.254
3/4X480 (18.7/8)	1	22080.191.480	7/8X355 (14)	1	22080.222.355	1 Inch X260 (10.1/4)	1	22080.254.260
3/4X485 (19)	1	22080.191.482	7/8X360 (14.1/4)	1	22080.222.361	1 Inch X265 (10.1/2)	1	22080.254.266
3/4X580 (22.7/8)	1	22080.191.580	7/8X365 (14.3/8)	1	22080.222.365	1 Inch X270 (10.5/8)	1	22080.254.270
3/4X625 (24.5/8)	1	22080.191.625	7/8X370 (14.1/2)	1	22080.222.368	1 Inch X275 (10.3/4)	1	22080.254.273
			7/8X375 (14.3/4)	1	22080.222.374	1 Inch X280 (11)	1	22080.254.279
7/8X70 (2.3/4)	1	22080.222.069	7/8X380 (15)	1	22080.222.381	1 Inch X285 (11.1/4)	1	22080.254.285
7/8X75 (3)	1	22080.222.076	7/8X385 (15.1/4)	1	22080.222.387	1 Inch X290 (11.3/8)	1	22080.254.290
7/8X85 (3.1/4)	1	22080.222.082	7/8X390 (15.3/8)	1	22080.222.390	1 Inch X295 (11.1/2)	1	22080.254.292
7/8X85 (3.3/8)	1	22080.222.085	7/8X395 (15.1/2)	1	22080.222.393	1 Inch X300 (11.3/4)	1	22080.254.298
7/8X90 (3.1/2)	1	22080.222.088	7/8X400 (15.3/4)	1	22080.222.400	1 Inch X305 (12)	1	22080.254.304
7/8X95 (3.3/4)	1	22080.222.091	7/8X405 (16)	1	22080.222.406	1 Inch X310 (12.1/4)	1	22080.254.311
7/8X95 (3.3/4)	1	22080.222.095	7/8X410 (16.1/8)	1	22080.222.410	1 Inch X315 (12.1/2)	1	22080.254.317
7/8X100 (4)	1	22080.222.101	7/8X415 (16.1/4)	1	22080.222.412	1 Inch X320 (12.5/8)	1	22080.254.320
7/8X105 (4.1/8)	1	22080.222.105	7/8X420 (16.1/2)	1	22080.222.419	1 Inch X325 (12.3/4)	1	22080.254.323
7/8X110 (4.1/4)	1	22080.222.107	7/8X425 (16.3/4)	1	22080.222.425	1 Inch X330 (13)	1	22080.254.330
7/8X115 (4.1/2)	1	22080.222.114	7/8X430 (17)	1	22080.222.431	1 Inch X335 (13.1/4)	1	22080.254.337
7/8X120 (4.3/4)	1	22080.222.120	7/8X440 (17.1/4)	1	22080.222.438	1 Inch X340 (13.3/8)	1	22080.254.340
7/8X125 (5)	1	22080.222.127	7/8X450 (17.3/4)	1	22080.222.450	1 Inch X345 (13.1/2)	1	22080.254.342
7/8X130 (5.1/8)	1	22080.222.130	7/8X455 (18)	1	22080.222.457	1 Inch X350 (13.3/4)	1	22080.254.349
7/8X135 (5.1/4)	1	22080.222.133	7/8X470 (18.1/2)	1	22080.222.469	1 Inch X355 (14)	1	22080.254.355
7/8X140 (5.1/2)	1	22080.222.139	7/8X485 (19)	1	22080.222.482	1 Inch X360 (14.1/4)	1	22080.254.361
7/8X145 (5.3/4)	1	22080.222.146	7/8X495 (19.1/2)	1	22080.222.495	1 Inch X365 (14.3/8)	1	22080.254.365
7/8X150 (6)	1	22080.222.152	7/8X510 (20)	1	22080.222.508	1 Inch X370 (14.1/2)	1	22080.254.368
7/8X155 (6.1/8)	1	22080.222.155	7/8X515 (20.1/4)	1	22080.222.514	1 Inch X375 (14.3/4)	1	22080.254.374
7/8X160 (6.1/4)	1	22080.222.158	7/8X525 (20.3/4)	1	22080.222.527	1 Inch X380 (15)	1	22080.254.381
7/8X165 (6.1/2)	1	22080.222.165				1 Inch X385 (15.1/4)	1	22080.254.387
7/8X170 (6.3/4)	1	22080.222.171	1 Inch X75 (3)	1	22080.254.076	1 Inch X390 (15.3/8)	1	22080.254.390
7/8X175 (6.7/8)	1	22080.222.175	1 Inch X80 (3.1/4)	1	22080.254.082	1 Inch X395 (15.1/2)	1	22080.254.393
7/8X180 (7)	1	22080.222.177	1 Inch X85 (3.3/8)	1	22080.254.085	1 Inch X400 (15.3/4)	1	22080.254.400
7/8X185 (7.1/4)	1	22080.222.184	1 Inch X90 (3.1/2)	1	22080.254.088	1 Inch X405 (16)	1	22080.254.406
7/8X190 (7.1/2)	1	22080.222.190	1 Inch X95 (3.3/4)	1	22080.254.095	1 Inch X410 (16.1/8)	1	22080.254.410
7/8X195 (7.3/4)	1	22080.222.196	1 Inch X100 (4)	1	22080.254.101	1 Inch X415 (16.1/4)	1	22080.254.412
7/8X200 (8)	1	22080.222.203	1 Inch X105 (4.1/8)	1	22080.254.105	1 Inch X420 (16.1/2)	1	22080.254.419
7/8X205 (8.1/8)	1	22080.222.205	1 Inch X110 (4.1/4)	1	22080.254.107	1 Inch X425 (16.3/4)	1	22080.254.425
7/8X210 (8.1/4)	1	22080.222.209	1 Inch X115 (4.1/2)	1	22080.254.114	1 Inch X430 (17)	1	22080.254.431
7/8X215 (8.1/2)	1	22080.222.215	1 Inch X120 (4.3/4)	1	22080.254.120	1 Inch X435 (17.1/8)	1	22080.254.435
7/8X220 (8.3/4)	1	22080.222.222	1 Inch X125 (5)	1	22080.254.127	1 Inch X440 (17.1/4)	1	22080.254.438
7/8X225 (8.7/8)	1	22080.222.225	1 Inch X130 (5.1/8)	1	22080.254.130	1 Inch X445 (17.1/2)	1	22080.254.444
7/8X230 (9)	1	22080.222.228	1 Inch X135 (5.1/4)	1	22080.254.133	1 Inch X450 (17.3/4)	1	22080.254.450
7/8X235 (9.1/4)	1	22080.222.234	1 Inch X140 (5.1/2)	1	22080.254.139	1 Inch X455 (18)	1	22080.254.457
7/8X240 (9.1/2)	1	22080.222.241	1 Inch X145 (5.3/4)	1	22080.254.146	1 Inch X460 (18.1/8)	1	22080.254.460
7/8X245 (9.5/8)	1	22080.222.245	1 Inch X150 (6)	1	22080.254.152	1 Inch X470 (18.1/2)	1	22080.254.469
7/8X250 (9.3/4)	1	22080.222.247	1 Inch X155 (6.1/8)	1	22080.254.155	1 Inch X485 (19)	1	22080.254.482
7/8X255 (10)	1	22080.222.254	1 Inch X160 (6.1/4)	1	22080.254.158	1 Inch X505 (19.7/8)	1	22080.254.505
7/8X260 (10.1/4)	1	22080.222.260	1 Inch X165 (6.1/2)	1	22080.254.165	1 Inch X515 (20.1/4)	1	22080.254.514
7/8X265 (10.1/2)	1	22080.222.266	1 Inch X170 (6.3/4)	1	22080.254.171	1 Inch X520 (20.1/2)	1	22080.254.520
7/8X270 (10.5/8)	1	22080.222.270	1 Inch X175 (6.7/8)	1	22080.254.175	1 Inch X595 (23.1/2)	1	22080.254.596
7/8X275 (10.3/4)	1	22080.222.273	1 Inch X180 (7)	1	22080.254.177	1 Inch X730 (28.3/4)	1	22080.254.730

22090 Studbolt with 2 heavy hexagon nuts / Studbolt met 2 zware zeskantmoeren / Goujon fileté avec 2 écrous hexagonaux lourds G09A

Thread 8 Unified National
Material Steel ASTM A193 - ASTM A194
Class Gr.B7 - Gr.2H
Surface treatment Plain

RoHS

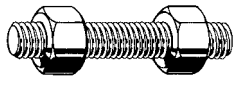

d x L mm (L Inch)	✉	Art.number	d x L mm (L Inch)	✉	Art.number	d x L mm (L Inch)	✉	Art.number
1.1/8X100 (4)	1	22090.285.101	1.1/8X140 (5.1/2)	1	22090.285.139	1.1/8X180 (7)	1	22090.285.177
1.1/8X105 (4.1/8)	1	22090.285.105	1.1/8X145 (5.3/4)	1	22090.285.146	1.1/8X185 (7.1/4)	1	22090.285.184
1.1/8X110 (4.1/4)	1	22090.285.107	1.1/8X150 (6)	1	22090.285.152	1.1/8X190 (7.1/2)	1	22090.285.190
1.1/8X115 (4.1/2)	1	22090.285.114	1.1/8X155 (6.1/8)	1	22090.285.155	1.1/8X195 (7.3/4)	1	22090.285.196
1.1/8X120 (4.3/4)	1	22090.285.120	1.1/8X160 (6.1/4)	1	22090.285.158	1.1/8X200 (8)	1	22090.285.203
1.1/8X125 (5)	1	22090.285.127	1.1/8X165 (6.1/2)	1	22090.285.165	1.1/8X205 (8.1/8)	1	22090.285.205
1.1/8X130 (5.1/8)	1	22090.285.130	1.1/8X170 (6.3/4)	1	22090.285.171	1.1/8X210 (8.1/4)	1	22090.285.209
1.1/8X135 (5.1/4)	1	22090.285.133	1.1/8X175 (6.7/8)	1	22090.285.175	1.1/8X215 (8.1/2)	1	22090.285.215

22090 Studbolt with 2 heavy hexagon nuts / Studbolt met 2 zware zeskantmoeren / Goujon fileté avec 2 écrous hexagonaux lourds ←

d x L mm (L Inch)	✉	Art.number	d x L mm (L Inch)	✉	Art.number	d x L mm (L Inch)	✉	Art.number
1.1/8X220 (8.3/4)	1	22090.285.222	1.1/4X150 (6)	1	22090.317.152	1.1/4X690 (27.1/8)	1	22090.317.690
1.1/8X225 (8.7/8)	1	22090.285.225	1.1/4X155 (6.1/8)	1	22090.317.155	1.1/4X700 (27.1/2)	1	22090.317.698
1.1/8X230 (9)	1	22090.285.228	1.1/4X160 (6.1/4)	1	22090.317.158			
1.1/8X235 (9.1/4)	1	22090.285.234	1.1/4X165 (6.1/2)	1	22090.317.165	1.3/8X150 (6)	1	22090.349.152
1.1/8X240 (9.1/2)	1	22090.285.241	1.1/4X170 (6.3/4)	1	22090.317.171	1.3/8X155 (6.1/8)	1	22090.349.155
1.1/8X245 (9.5/8)	1	22090.285.245	1.1/4X175 (6.7/8)	1	22090.317.175	1.3/8X160 (6.1/4)	1	22090.349.158
1.1/8X250 (9.3/4)	1	22090.285.247	1.1/4X180 (7)	1	22090.317.177	1.3/8X165 (6.1/2)	1	22090.349.165
1.1/8X255 (10)	1	22090.285.254	1.1/4X185 (7.1/4)	1	22090.317.184	1.3/8X170 (6.3/4)	1	22090.349.171
1.1/8X260 (10.1/4)	1	22090.285.260	1.1/4X190 (7.1/2)	1	22090.317.190	1.3/8X175 (6.7/8)	1	22090.349.175
1.1/8X265 (10.1/2)	1	22090.285.266	1.1/4X195 (7.3/4)	1	22090.317.196	1.3/8X180 (7)	1	22090.349.177
1.1/8X270 (10.5/8)	1	22090.285.270	1.1/4X200 (8)	1	22090.317.203	1.3/8X185 (7.1/4)	1	22090.349.184
1.1/8X275 (10.3/4)	1	22090.285.273	1.1/4X205 (8.1/8)	1	22090.317.205	1.3/8X190 (7.1/2)	1	22090.349.190
1.1/8X280 (11)	1	22090.285.279	1.1/4X210 (8.1/4)	1	22090.317.209	1.3/8X195 (7.3/4)	1	22090.349.196
1.1/8X285 (11.1/4)	1	22090.285.285	1.1/4X215 (8.1/2)	1	22090.317.215	1.3/8X200 (8)	1	22090.349.203
1.1/8X290 (11.3/8)	1	22090.285.290	1.1/4X220 (8.3/4)	1	22090.317.222	1.3/8X205 (8.1/8)	1	22090.349.205
1.1/8X295 (11.1/2)	1	22090.285.292	1.1/4X225 (8.7/8)	1	22090.317.225	1.3/8X210 (8.1/4)	1	22090.349.209
1.1/8X300 (11.3/4)	1	22090.285.298	1.1/4X230 (9)	1	22090.317.228	1.3/8X215 (8.1/2)	1	22090.349.215
1.1/8X305 (12)	1	22090.285.304	1.1/4X235 (9.1/4)	1	22090.317.234	1.3/8X220 (8.3/4)	1	22090.349.222
1.1/8X310 (12.1/4)	1	22090.285.311	1.1/4X240 (9.1/2)	1	22090.317.241	1.3/8X225 (8.7/8)	1	22090.349.225
1.1/8X315 (12.1/2)	1	22090.285.317	1.1/4X245 (9.5/8)	1	22090.317.245	1.3/8X230 (9)	1	22090.349.228
1.1/8X320 (12.5/8)	1	22090.285.320	1.1/4X250 (9.3/4)	1	22090.317.247	1.3/8X235 (9.1/4)	1	22090.349.234
1.1/8X325 (12.3/4)	1	22090.285.323	1.1/4X255 (10)	1	22090.317.254	1.3/8X240 (9.1/2)	1	22090.349.241
1.1/8X330 (13)	1	22090.285.330	1.1/4X260 (10.1/4)	1	22090.317.260	1.3/8X245 (9.5/8)	1	22090.349.245
1.1/8X335 (13.1/4)	1	22090.285.337	1.1/4X265 (10.1/2)	1	22090.317.266	1.3/8X250 (9.3/4)	1	22090.349.247
1.1/8X340 (13.3/8)	1	22090.285.340	1.1/4X270 (10.5/8)	1	22090.317.270	1.3/8X255 (10)	1	22090.349.254
1.1/8X345 (13.1/2)	1	22090.285.342	1.1/4X275 (10.3/4)	1	22090.317.273	1.3/8X260 (10.1/4)	1	22090.349.260
1.1/8X350 (13.3/4)	1	22090.285.349	1.1/4X280 (11)	1	22090.317.279	1.3/8X265 (10.1/2)	1	22090.349.266
1.1/8X355 (14)	1	22090.285.355	1.1/4X285 (11.1/4)	1	22090.317.285	1.3/8X270 (10.5/8)	1	22090.349.270
1.1/8X360 (14.1/4)	1	22090.285.361	1.1/4X290 (11.3/8)	1	22090.317.290	1.3/8X275 (10.3/4)	1	22090.349.273
1.1/8X365 (14.3/8)	1	22090.285.365	1.1/4X295 (11.1/2)	1	22090.317.292	1.3/8X280 (11)	1	22090.349.279
1.1/8X370 (14.1/2)	1	22090.285.368	1.1/4X300 (11.3/4)	1	22090.317.298	1.3/8X285 (11.1/4)	1	22090.349.285
1.1/8X375 (14.3/4)	1	22090.285.374	1.1/4X305 (12)	1	22090.317.304	1.3/8X290 (11.3/8)	1	22090.349.290
1.1/8X380 (15)	1	22090.285.381	1.1/4X310 (12.1/4)	1	22090.317.311	1.3/8X295 (11.1/2)	1	22090.349.292
1.1/8X385 (15.1/4)	1	22090.285.387	1.1/4X315 (12.1/2)	1	22090.317.317	1.3/8X300 (11.3/4)	1	22090.349.298
1.1/8X390 (15.3/8)	1	22090.285.390	1.1/4X320 (12.5/8)	1	22090.317.320	1.3/8X305 (12)	1	22090.349.304
1.1/8X395 (15.1/2)	1	22090.285.393	1.1/4X325 (12.3/4)	1	22090.317.323	1.3/8X310 (12.1/4)	1	22090.349.311
1.1/8X400 (15.3/4)	1	22090.285.400	1.1/4X330 (13)	1	22090.317.330	1.3/8X315 (12.1/2)	1	22090.349.317
1.1/8X405 (16)	1	22090.285.406	1.1/4X335 (13.1/4)	1	22090.317.337	1.3/8X320 (12.5/8)	1	22090.349.320
1.1/8X410 (16.1/8)	1	22090.285.410	1.1/4X340 (13.3/8)	1	22090.317.340	1.3/8X325 (12.3/4)	1	22090.349.323
1.1/8X415 (16.1/4)	1	22090.285.412	1.1/4X345 (13.1/2)	1	22090.317.342	1.3/8X330 (13)	1	22090.349.330
1.1/8X420 (16.1/2)	1	22090.285.419	1.1/4X350 (13.3/4)	1	22090.317.349	1.3/8X335 (13.1/4)	1	22090.349.337
1.1/8X425 (16.3/4)	1	22090.285.425	1.1/4X355 (14)	1	22090.317.355	1.3/8X340 (13.3/8)	1	22090.349.340
1.1/8X430 (17)	1	22090.285.431	1.1/4X360 (14.1/4)	1	22090.317.361	1.3/8X345 (13.1/2)	1	22090.349.342
1.1/8X435 (17.1/8)	1	22090.285.435	1.1/4X365 (14.3/8)	1	22090.317.365	1.3/8X350 (13.3/4)	1	22090.349.349
1.1/8X440 (17.1/4)	1	22090.285.438	1.1/4X370 (14.1/2)	1	22090.317.368	1.3/8X355 (14)	1	22090.349.355
1.1/8X445 (17.1/2)	1	22090.285.444	1.1/4X375 (14.3/4)	1	22090.317.374	1.3/8X360 (14.1/4)	1	22090.349.361
1.1/8X450 (17.3/4)	1	22090.285.450	1.1/4X380 (15)	1	22090.317.381	1.3/8X365 (14.3/8)	1	22090.349.365
1.1/8X455 (18)	1	22090.285.457	1.1/4X385 (15.1/4)	1	22090.317.387	1.3/8X370 (14.1/2)	1	22090.349.368
1.1/8X460 (18.1/8)	1	22090.285.460	1.1/4X390 (15.3/8)	1	22090.317.390	1.3/8X375 (14.3/4)	1	22090.349.374
1.1/8X465 (18.1/4)	1	22090.285.463	1.1/4X395 (15.1/2)	1	22090.317.393	1.3/8X380 (15)	1	22090.349.381
1.1/8X470 (18.1/2)	1	22090.285.469	1.1/4X400 (15.3/4)	1	22090.317.400	1.3/8X385 (15.1/4)	1	22090.349.387
1.1/8X475 (18.3/4)	1	22090.285.476	1.1/4X405 (16)	1	22090.317.406	1.3/8X390 (15.3/8)	1	22090.349.390
1.1/8X480 (18.7/8)	1	22090.285.480	1.1/4X410 (16.1/8)	1	22090.317.410	1.3/8X395 (15.1/2)	1	22090.349.393
1.1/8X485 (19)	1	22090.285.482	1.1/4X415 (16.1/4)	1	22090.317.412	1.3/8X400 (15.3/4)	1	22090.349.400
1.1/8X490 (19.1/4)	1	22090.285.488	1.1/4X420 (16.1/2)	1	22090.317.419	1.3/8X405 (16)	1	22090.349.406
1.1/8X495 (19.1/2)	1	22090.285.495	1.1/4X425 (16.3/4)	1	22090.317.425	1.3/8X410 (16.1/8)	1	22090.349.410
1.1/8X500 (19.3/4)	1	22090.285.501	1.1/4X430 (17)	1	22090.317.431	1.3/8X415 (16.1/4)	1	22090.349.412
1.1/8X505 (19.7/8)	1	22090.285.505	1.1/4X435 (17.1/8)	1	22090.317.435	1.3/8X420 (16.1/2)	1	22090.349.419
1.1/8X510 (20)	1	22090.285.508	1.1/4X440 (17.1/4)	1	22090.317.438	1.3/8X425 (16.3/4)	1	22090.349.425
1.1/8X515 (20.1/4)	1	22090.285.514	1.1/4X445 (17.1/2)	1	22090.317.444	1.3/8X430 (17)	1	22090.349.431
1.1/8X520 (20.1/2)	1	22090.285.520	1.1/4X450 (17.3/4)	1	22090.317.450	1.3/8X435 (17.1/8)	1	22090.349.435
1.1/8X525 (20.3/4)	1	22090.285.527	1.1/4X457 (18)	1	22090.317.457	1.3/8X440 (17.1/4)	1	22090.349.438
1.1/8X530 (20.7/8)	1	22090.285.530	1.1/4X460 (18.1/8)	1	22090.317.460	1.3/8X445 (17.1/2)	1	22090.349.444
1.1/8X540 (21.1/4)	1	22090.285.539	1.1/4X470 (18.1/4)	1	22090.317.463	1.3/8X450 (17.3/4)	1	22090.349.450
1.1/8X560 (22)	1	22090.285.558	1.1/4X470 (18.1/2)	1	22090.317.469	1.3/8X455 (18)	1	22090.349.457
1.1/8X570 (22.1/2)	1	22090.285.571	1.1/4X475 (18.3/4)	1	22090.317.476	1.3/8X460 (18.1/8)	1	22090.349.460
1.1/8X585 (23)	1	22090.285.584	1.1/4X480 (18.7/8)	1	22090.317.480	1.3/8X465 (18.1/4)	1	22090.349.463
1.1/8X590 (23.1/4)	1	22090.285.590	1.1/4X485 (19)	1	22090.317.482	1.3/8X470 (18.1/2)	1	22090.349.469
1.1/8X610 (24)	1	22090.285.609	1.1/4X490 (19.1/4)	1	22090.317.488	1.3/8X475 (18.3/4)	1	22090.349.476
1.1/8X620 (24.1/2)	1	22090.285.622	1.1/4X495 (19.1/2)	1	22090.317.495	1.3/8X480 (18.7/8)	1	22090.349.480
1.1/8X800 (31.1/2)	1	22090.285.800	1.1/4X500 (19.3/4)	1	22090.317.501	1.3/8X485 (19)	1	22090.349.482
			1.1/4X510 (20)	1	22090.317.508	1.3/8X490 (19.1/4)	1	22090.349.488
1.1/4X100 (4)	1	22090.317.101	1.1/4X520 (20.1/2)	1	22090.317.520	1.3/8X495 (19.1/2)	1	22090.349.495
1.1/4X105 (4.1/8)	1	22090.317.105	1.1/4X530 (20.7/8)	1	22090.317.530	1.3/8X500 (19.3/4)	1	22090.349.501
1.1/4X110 (4.1/4)	1	22090.317.107	1.1/4X540 (21.1/4)	1	22090.317.539	1.3/8X520 (20.1/2)	1	22090.349.520
1.1/4X115 (4.1/2)	1	22090.317.114	1.1/4X550 (21.5/8)	1	22090.317.550	1.3/8X530 (20.7/8)	1	22090.349.530
1.1/4X120 (4.3/4)	1	22090.317.120	1.1/4X560 (22)	1	22090.317.558	1.3/8X535 (21)	1	22090.349.533
1.1/4X125 (5)	1	22090.317.127	1.1/4X600 (23.5/8)	1	22090.317.600	1.3/8X545 (21.1/2)	1	22090.349.546
1.1/4X130 (5.1/8)	1	22090.317.130	1.1/4X610 (24)	1	22090.317.609	1.3/8X550 (21.3/4)	1	22090.349.552
1.1/4X135 (5.1/4)	1	22090.317.133	1.1/4X630 (24.3/4)	1	22090.317.628	1.3/8X555 (21.7/8)	1	22090.349.555
1.1/4X140 (5.1/2)	1	22090.317.139	1.1/4X650 (25.5/8)	1	22090.317.650	1.3/8X575 (22.3/4)	1	22090.349.577
1.1/4X145 (5.3/4)	1	22090.317.146	1.1/4X665 (26.1/4)	1	22090.317.666	1.3/8X610 (24)	1	22090.349.609

22090 Studbolt with 2 heavy hexagon nuts / Studbolt met 2 zware zeskantmoeren / Goujon fileté avec 2 écrous hexagonaux lourds ←

d x L mm (L Inch)	✉	Art.number
1.3/8X670 (26.3/8)	1	22090.349.670
1.3/8X685 (27)	1	22090.349.685
1.1/2X140 (5.1/2)	1	22090.381.139
1.1/2X145 (5.3/4)	1	22090.381.146
1.1/2X150 (6)	1	22090.381.152
1.1/2X165 (6.1/2)	1	22090.381.165
1.1/2X170 (6.3/4)	1	22090.381.171
1.1/2X180 (7)	1	22090.381.177
1.1/2X185 (7.1/4)	1	22090.381.184
1.1/2X190 (7.1/2)	1	22090.381.190
1.1/2X195 (7.3/4)	1	22090.381.196
1.1/2X200 (8)	1	22090.381.203
1.1/2X205 (8.1/8)	1	22090.381.205
1.1/2X210 (8.1/4)	1	22090.381.209
1.1/2X215 (8.1/2)	1	22090.381.215
1.1/2X220 (8.3/4)	1	22090.381.222
1.1/2X225 (8.7/8)	1	22090.381.225
1.1/2X230 (9)	1	22090.381.228
1.1/2X235 (9.1/4)	1	22090.381.234
1.1/2X240 (9.1/2)	1	22090.381.241
1.1/2X245 (9.5/8)	1	22090.381.245
1.1/2X250 (9.3/4)	1	22090.381.247
1.1/2X255 (10)	1	22090.381.254
1.1/2X260 (10.1/4)	1	22090.381.260
1.1/2X265 (10.1/2)	1	22090.381.266
1.1/2X270 (10.5/8)	1	22090.381.270
1.1/2X275 (10.3/4)	1	22090.381.273
1.1/2X280 (11)	1	22090.381.279
1.1/2X285 (11.1/4)	1	22090.381.285
1.1/2X290 (11.3/8)	1	22090.381.290
1.1/2X295 (11.1/2)	1	22090.381.292
1.1/2X300 (11.3/4)	1	22090.381.298
1.1/2X305 (12)	1	22090.381.304
1.1/2X310 (12.1/4)	1	22090.381.311
1.1/2X315 (12.1/2)	1	22090.381.317
1.1/2X320 (12.5/8)	1	22090.381.320
1.1/2X325 (12.3/4)	1	22090.381.323
1.1/2X330 (13)	1	22090.381.330
1.1/2X335 (13.1/4)	1	22090.381.337
1.1/2X340 (13.3/8)	1	22090.381.340
1.1/2X345 (13.1/2)	1	22090.381.342
1.1/2X350 (13.3/4)	1	22090.381.349
1.1/2X355 (14)	1	22090.381.355
1.1/2X360 (14.1/4)	1	22090.381.361
1.1/2X365 (14.3/8)	1	22090.381.365
1.1/2X370 (14.1/2)	1	22090.381.368
1.1/2X375 (14.3/4)	1	22090.381.374
1.1/2X380 (15)	1	22090.381.381
1.1/2X385 (15.1/4)	1	22090.381.387
1.1/2X390 (15.3/8)	1	22090.381.390
1.1/2X395 (15.1/2)	1	22090.381.393
1.1/2X400 (15.3/4)	1	22090.381.400
1.1/2X405 (16)	1	22090.381.406
1.1/2X410 (16.1/8)	1	22090.381.410
1.1/2X415 (16.1/4)	1	22090.381.412
1.1/2X420 (16.1/2)	1	22090.381.419
1.1/2X430 (17)	1	22090.381.431
1.1/2X440 (17.1/4)	1	22090.381.438
1.1/2X450 (17.3/4)	1	22090.381.450
1.1/2X455 (18)	1	22090.381.457
1.1/2X460 (18.1/8)	1	22090.381.460
1.1/2X480 (18.7/8)	1	22090.381.480
1.1/2X490 (19.1/4)	1	22090.381.488
1.1/2X500 (19.3/4)	1	22090.381.501
1.1/2X510 (20)	1	22090.381.508
1.1/2X525 (20.3/4)	1	22090.381.527
1.1/2X530 (20.7/8)	1	22090.381.530
1.1/2X545 (21.1/2)	1	22090.381.546
1.1/2X550 (21.3/4)	1	22090.381.552
1.1/2X560 (22)	1	22090.381.558
1.1/2X565 (22.1/4)	1	22090.381.565
1.1/2X600 (23.5/8)	1	22090.381.600
1.1/2X700 (27.1/2)	1	22090.381.698
1.1/2X810 (32)	1	22090.381.812
1.5/8X180 (7)	1	22090.412.177
1.5/8X180 (7.1/2)	1	22090.412.190
1.5/8X255 (10)	1	22090.412.254
1.5/8X260 (10.1/4)	1	22090.412.260
1.5/8X265 (10.1/2)	1	22090.412.266
1.5/8X270 (10.5/8)	1	22090.412.270
1.5/8X275 (10.3/4)	1	22090.412.273
1.5/8X280 (11)	1	22090.412.279
1.5/8X285 (11.1/4)	1	22090.412.285
1.5/8X290 (11.3/8)	1	22090.412.290
1.5/8X295 (11.1/2)	1	22090.412.292
1.5/8X300 (11.3/4)	1	22090.412.298
1.5/8X305 (12)	1	22090.412.304
1.5/8X310 (12.1/4)	1	22090.412.311
1.5/8X315 (12.1/2)	1	22090.412.317
1.5/8X320 (12.5/8)	1	22090.412.320
1.5/8X325 (12.3/4)	1	22090.412.323
1.5/8X330 (13)	1	22090.412.330
1.5/8X335 (13.1/4)	1	22090.412.337
1.5/8X340 (13.3/8)	1	22090.412.340
1.5/8X345 (13.1/2)	1	22090.412.342
1.5/8X350 (13.3/4)	1	22090.412.349
1.5/8X355 (14)	1	22090.412.355
1.5/8X360 (14.1/4)	1	22090.412.361
1.5/8X365 (14.3/8)	1	22090.412.365
1.5/8X370 (14.1/2)	1	22090.412.368
1.5/8X375 (14.3/4)	1	22090.412.374
1.5/8X380 (15)	1	22090.412.381
1.5/8X385 (15.1/4)	1	22090.412.387
1.5/8X390 (15.3/8)	1	22090.412.390
1.5/8X395 (15.1/2)	1	22090.412.393
1.5/8X400 (15.3/4)	1	22090.412.400
1.5/8X405 (16)	1	22090.412.406
1.5/8X410 (16.1/8)	1	22090.412.410
1.5/8X415 (16.1/4)	1	22090.412.412
1.5/8X420 (16.1/2)	1	22090.412.419
1.5/8X425 (16.3/4)	1	22090.412.425
1.5/8X430 (17)	1	22090.412.431
1.5/8X435 (17.1/8)	1	22090.412.435
1.5/8X440 (17.1/4)	1	22090.412.438
1.5/8X445 (17.1/2)	1	22090.412.444
1.5/8X450 (17.3/4)	1	22090.412.450
1.5/8X495 (19.1/2)	1	22090.412.495
1.5/8X500 (19.3/4)	1	22090.412.501
1.5/8X530 (20.7/8)	1	22090.412.530
1.5/8X545 (21.1/2)	1	22090.412.546
1.5/8X685 (27)	1	22090.412.685
1.3/4X155 (6.1/8)	1	22090.444.155
1.3/4X180 (7)	1	22090.444.177
1.3/4X200 (8)	1	22090.444.203
1.3/4X205 (8.1/8)	1	22090.444.205
1.3/4X210 (8.1/4)	1	22090.444.209
1.3/4X215 (8.1/2)	1	22090.444.215
1.3/4X220 (8.3/4)	1	22090.444.222
1.3/4X225 (8.7/8)	1	22090.444.225
1.3/4X230 (9)	1	22090.444.228
1.3/4X235 (9.1/4)	1	22090.444.234
1.3/4X240 (9.1/2)	1	22090.444.241
1.3/4X245 (9.5/8)	1	22090.444.245
1.3/4X250 (9.3/4)	1	22090.444.247
1.3/4X255 (10)	1	22090.444.254
1.3/4X260 (10.1/4)	1	22090.444.260
1.3/4X265 (10.1/2)	1	22090.444.266
1.3/4X270 (10.5/8)	1	22090.444.270
1.3/4X275 (10.3/4)	1	22090.444.273
1.3/4X280 (11)	1	22090.444.279
1.3/4X285 (11.1/4)	1	22090.444.285
1.3/4X290 (11.3/8)	1	22090.444.290
1.3/4X295 (11.1/2)	1	22090.444.292
1.3/4X300 (11.3/4)	1	22090.444.298
1.3/4X305 (12)	1	22090.444.304
1.3/4X310 (12.1/4)	1	22090.444.311
1.3/4X315 (12.1/2)	1	22090.444.317
1.3/4X320 (12.5/8)	1	22090.444.320
1.3/4X325 (12.3/4)	1	22090.444.323
1.3/4X330 (13)	1	22090.444.330
1.3/4X335 (13.1/4)	1	22090.444.337
1.3/4X340 (13.3/8)	1	22090.444.340
1.3/4X345 (13.1/2)	1	22090.444.342
1.3/4X350 (13.3/4)	1	22090.444.349
1.3/4X355 (14)	1	22090.444.355
1.3/4X360 (14.1/4)	1	22090.444.361
1.3/4X365 (14.3/8)	1	22090.444.365
1.3/4X370 (14.1/2)	1	22090.444.368
1.3/4X375 (14.3/4)	1	22090.444.374
1.3/4X380 (15)	1	22090.444.381
1.3/4X385 (15.1/4)	1	22090.444.387
1.3/4X390 (15.3/8)	1	22090.444.390
1.3/4X395 (15.1/2)	1	22090.444.393
1.3/4X400 (15.3/4)	1	22090.444.400
1.3/4X405 (16)	1	22090.444.406
1.3/4X410 (16.1/8)	1	22090.444.410
1.3/4X415 (16.1/4)	1	22090.444.412
1.3/4X420 (16.1/2)	1	22090.444.419
1.3/4X425 (16.3/4)	1	22090.444.425
1.3/4X430 (17)	1	22090.444.431
1.3/4X435 (17.1/8)	1	22090.444.435
1.3/4X440 (17.1/4)	1	22090.444.438
1.3/4X445 (17.1/2)	1	22090.444.444
1.3/4X450 (17.3/4)	1	22090.444.450
1.3/4X455 (18)	1	22090.444.457
1.3/4X460 (18.1/8)	1	22090.444.460
1.3/4X470 (18.1/2)	1	22090.444.469
1.3/4X480 (18.7/8)	1	22090.444.480
1.3/4X485 (19)	1	22090.444.482
1.3/4X490 (19.1/4)	1	22090.444.488
1.3/4X495 (19.1/2)	1	22090.444.495
1.3/4X500 (19.3/4)	1	22090.444.501
1.3/4X520 (20.1/2)	1	22090.444.520
1.3/4X570 (22.1/2)	1	22090.444.571
1.3/4X580 (22.7/8)	1	22090.444.580
1.3/4X595 (23.1/2)	1	22090.444.596
1.3/4X600 (23.5/8)	1	22090.444.600
1.3/4X610 (24)	1	22090.444.609
1.3/4X650 (25.5/8)	1	22090.444.650
1.3/4X685 (27)	1	22090.444.685
1.3/4X710 (28)	1	22090.444.711
1.7/8X255 (10)	1	22090.476.254
1.7/8X280 (11)	1	22090.476.279
1.7/8X305 (12)	1	22090.476.304
1.7/8X310 (12.1/4)	1	22090.476.311
1.7/8X315 (12.1/2)	1	22090.476.317
1.7/8X320 (12.5/8)	1	22090.476.320
1.7/8X325 (12.3/4)	1	22090.476.323
1.7/8X330 (13)	1	22090.476.330
1.7/8X335 (13.1/4)	1	22090.476.337
1.7/8X340 (13.3/8)	1	22090.476.340
1.7/8X345 (13.1/2)	1	22090.476.342
1.7/8X350 (13.3/4)	1	22090.476.349
1.7/8X355 (14)	1	22090.476.355
1.7/8X360 (14.1/4)	1	22090.476.361
1.7/8X365 (14.3/8)	1	22090.476.365
1.7/8X370 (14.1/2)	1	22090.476.368
1.7/8X375 (14.3/4)	1	22090.476.374
1.7/8X380 (15)	1	22090.476.381
1.7/8X385 (15.1/4)	1	22090.476.387
1.7/8X390 (15.3/8)	1	22090.476.390
1.7/8X395 (15.1/2)	1	22090.476.393
1.7/8X400 (15.3/4)	1	22090.476.400
1.7/8X405 (16)	1	22090.476.406
1.7/8X410 (16.1/8)	1	22090.476.410
1.7/8X415 (16.1/4)	1	22090.476.412
1.7/8X420 (16.1/2)	1	22090.476.419
1.7/8X425 (16.3/4)	1	22090.476.425
1.7/8X430 (17)	1	22090.476.431
1.7/8X435 (17.1/8)	1	22090.476.435
1.7/8X440 (17.1/4)	1	22090.476.438
1.7/8X445 (17.1/2)	1	22090.476.444
1.7/8X450 (17.3/4)	1	22090.476.450
1.7/8X455 (18)	1	22090.476.457
1.7/8X460 (18.1/8)	1	22090.476.460
1.7/8X465 (18.1/4)	1	22090.476.463
1.7/8X470 (18.1/2)	1	22090.476.469
1.7/8X475 (18.3/4)	1	22090.476.476
1.7/8X480 (18.7/8)	1	22090.476.480
1.7/8X485 (19)	1	22090.476.482
1.7/8X490 (19.1/4)	1	22090.476.488
1.7/8X495 (19.1/2)	1	22090.476.495
1.7/8X500 (19.3/4)	1	22090.476.501
1.7/8X510 (20)	1	22090.476.508
1.7/8X555 (21.7/8)	1	22090.476.555
1.7/8X560 (22)	1	22090.476.558
1.7/8X565 (22.1/4)	1	22090.476.565
1.7/8X600 (23.5/8)	1	22090.476.600
1.7/8X620 (24.1/2)	1	22090.476.622
1.7/8X675 (26.1/2)	1	22090.476.673
1.7/8X685 (27)	1	22090.476.685

22090 Studbolt with 2 heavy hexagon nuts / Studbolt met 2 zware zeskantmoeren / Goujon fileté avec 2 écrous hexagonaux lourds

d x L mm (L Inch)	✉	Art.number	d x L mm (L Inch)	✉	Art.number	d x L mm (L Inch)	✉	Art.number
2 Inch X205 (8.1/8)	1	22090.508.205	2 Inch X510 (20)	1	22090.508.508	2.1/2X510 (20)	1	22090.635.508
2 Inch X255 (10)	1	22090.508.254	2 Inch X550 (21.3/4)	1	22090.508.552	2.1/2X520 (20.1/2)	1	22090.635.520
2 Inch X305 (12)	1	22090.508.304	2 Inch X565 (22.1/4)	1	22090.508.565	2.1/2X530 (20.7/8)	1	22090.635.530
2 Inch X310 (12.1/4)	1	22090.508.311	2 Inch X600 (23.5/8)	1	22090.508.600	2.1/2X535 (21)	1	22090.635.533
2 Inch X315 (12.1/2)	1	22090.508.317	2 Inch X650 (25.5/8)	1	22090.508.650	2.1/2X545 (21.1/2)	1	22090.635.546
2 Inch X320 (12.5/8)	1	22090.508.320	2 Inch X655 (25.3/4)	1	22090.508.654	2.1/2X560 (22)	1	22090.635.558
2 Inch X325 (12.3/4)	1	22090.508.323	2 Inch X660 (26)	1	22090.508.660	2.1/2X570 (22.1/2)	1	22090.635.571
2 Inch X330 (13)	1	22090.508.330	2 Inch X670 (26.3/8)	1	22090.508.670	2.1/2X585 (23)	1	22090.635.584
2 Inch X335 (13.1/4)	1	22090.508.337	2 Inch X680 (26.3/4)	1	22090.508.679	2.1/2X590 (23.1/4)	1	22090.635.590
2 Inch X340 (13.3/8)	1	22090.508.340	2 Inch X690 (27.1/4)	1	22090.508.692	2.1/2X600 (23.5/8)	1	22090.635.600
2 Inch X345 (13.1/2)	1	22090.508.342	2 Inch X700 (27.1/2)	1	22090.508.698	2.1/2X630 (24.3/4)	1	22090.635.628
2 Inch X350 (13.3/4)	1	22090.508.349	2 Inch X740 (29.1/4)	1	22090.508.742	2.1/2X650 (25.5/8)	1	22090.635.650
2 Inch X355 (14)	1	22090.508.355	2 Inch X750 (29.1/2)	1	22090.508.749	2.1/2X730 (28.3/4)	1	22090.635.730
2 Inch X360 (14.1/4)	1	22090.508.361	2 Inch X755 (29.3/4)	1	22090.508.755	2.1/2X780 (30.3/4)	1	22090.635.781
2 Inch X365 (14.3/8)	1	22090.508.365				2.1/2X805 (31.3/4)	1	22090.635.806
2 Inch X370 (14.1/2)	1	22090.508.368	2.1/4X280 (11)	1	22090.571.279	2.1/2X845 (33.1/4)	1	22090.635.844
2 Inch X375 (14.3/4)	1	22090.508.374	2.1/4X375 (14.3/4)	1	22090.571.374	2.1/2X890 (35)	1	22090.635.889
2 Inch X380 (15)	1	22090.508.381	2.1/4X390 (15.3/8)	1	22090.571.390	2.1/2X950 (37.3/8)	1	22090.635.950
2 Inch X385 (15.1/4)	1	22090.508.387	2.1/4X405 (16)	1	22090.571.406			
2 Inch X390 (15.3/8)	1	22090.508.390	2.1/4X425 (16.3/4)	1	22090.571.425	2.3/4X450 (17.3/4)	1	22090.698.450
2 Inch X395 (15.1/2)	1	22090.508.393	2.1/4X430 (17)	1	22090.571.431	2.3/4X500 (19.3/4)	1	22090.698.501
2 Inch X400 (15.3/4)	1	22090.508.400	2.1/4X470 (18.1/2)	1	22090.571.469	2.3/4X520 (20.1/2)	1	22090.698.520
2 Inch X405 (16)	1	22090.508.406	2.1/4X485 (19)	1	22090.571.482	2.3/4X535 (21)	1	22090.698.533
2 Inch X410 (16.1/8)	1	22090.508.410	2.1/4X510 (20)	1	22090.571.508	2.3/4X600 (23.5/8)	1	22090.698.600
2 Inch X415 (16.1/4)	1	22090.508.412	2.1/4X520 (20.1/2)	1	22090.571.520	2.3/4X630 (24.3/4)	1	22090.698.628
2 Inch X420 (16.1/2)	1	22090.508.419	2.1/4X550 (21.3/4)	1	22090.571.552	2.3/4X660 (26)	1	22090.698.660
2 Inch X425 (16.3/4)	1	22090.508.425	2.1/4X585 (23)	1	22090.571.584	2.3/4X690 (27.1/4)	1	22090.698.692
2 Inch X430 (17)	1	22090.508.431	2.1/4X590 (23.1/4)	1	22090.571.590	2.3/4X710 (28)	1	22090.698.711
2 Inch X435 (17.1/8)	1	22090.508.435	2.1/4X600 (23.5/8)	1	22090.571.600	2.3/4X720 (28.3/8)	1	22090.698.720
2 Inch X440 (17.1/4)	1	22090.508.438	2.1/4X695 (27.3/8)	1	22090.571.695	2.3/4X730 (28.3/4)	1	22090.698.730
2 Inch X445 (17.1/2)	1	22090.508.444	2.1/4X700 (27.1/2)	1	22090.571.698			
2 Inch X450 (17.3/4)	1	22090.508.450	2.1/4X870 (34.1/4)	1	22090.571.869	3 Inch X355 (14)	1	22090.762.355
2 Inch X455 (18)	1	22090.508.457				3 Inch X475 (18.3/4)	1	22090.762.476
2 Inch X460 (18.1/8)	1	22090.508.460	2.1/2X380 (15)	1	22090.635.381	3 Inch X585 (23)	1	22090.762.584
2 Inch X465 (18.1/4)	1	22090.508.463	2.1/2X405 (16)	1	22090.635.406	3 Inch X590 (23.1/4)	1	22090.762.590
2 Inch X470 (18.1/2)	1	22090.508.469	2.1/2X435 (17.1/8)	1	22090.635.435	3 Inch X650 (25.5/8)	1	22090.762.650
2 Inch X475 (18.3/4)	1	22090.508.476	2.1/2X440 (17.1/4)	1	22090.635.438	3 Inch X660 (26)	1	22090.762.660
2 Inch X480 (18.7/8)	1	22090.508.480	2.1/2X445 (17.1/2)	1	22090.635.444	3 Inch X700 (27.1/2)	1	22090.762.698
2 Inch X485 (19)	1	22090.508.482	2.1/2X470 (18.1/2)	1	22090.635.469	3 Inch X710 (28)	1	22090.762.711
2 Inch X490 (19.1/4)	1	22090.508.488	2.1/2X485 (19)	1	22090.635.482	3 Inch X735 (29)	1	22090.762.736
2 Inch X495 (19.1/2)	1	22090.508.495	2.1/2X490 (19.1/4)	1	22090.635.488	3 Inch X800 (31.1/2)	1	22090.762.800
2 Inch X500 (19.3/4)	1	22090.508.501	2.1/2X495 (19.1/2)	1	22090.635.495	3 Inch X850 (33.1/2)	1	22090.762.850

22082 Studbolt with 2 heavy hexagon nuts / Studbolt met 2 zware zeskantmoeren / Goujon fileté avec 2 écrous hexagonaux lourds G09A

Thread Unified National Coarse
Material Steel ASTM A193 - ASTM A194
Class Gr.B7 - Gr.2H
Surface treatment Zinc plated

RoHS

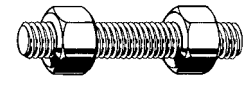

d x L mm (L Inch)	✉	Art.number	d x L mm (L Inch)	✉	Art.number	d x L mm (L Inch)	✉	Art.number
1/2X50 (2)	1	22082.127.050	1/2X195 (7.3/4)	1	22082.127.196	5/8X180 (7)	1	22082.158.177
1/2X55 (2.1/4)	1	22082.127.057	1/2X200 (8)	1	22082.127.203	5/8X185 (7.1/4)	1	22082.158.184
1/2X60 (2.3/8)	1	22082.127.060				5/8X190 (7.1/2)	1	22082.158.190
1/2X65 (2.1/2)	1	22082.127.063	5/8X50 (2)	1	22082.158.050	5/8X195 (7.3/4)	1	22082.158.196
1/2X70 (2.3/4)	1	22082.127.069	5/8X55 (2.1/4)	1	22082.158.057	5/8X200 (8)	1	22082.158.203
1/2X75 (3)	1	22082.127.076	5/8X60 (2.3/8)	1	22082.158.060	5/8X205 (8.1/8)	1	22082.158.205
1/2X80 (3.1/4)	1	22082.127.082	5/8X65 (2.1/2)	1	22082.158.063	5/8X210 (8.1/4)	1	22082.158.209
1/2X85 (3.3/8)	1	22082.127.085	5/8X70 (2.3/4)	1	22082.158.069	5/8X215 (8.1/2)	1	22082.158.215
1/2X90 (3.1/2)	1	22082.127.088	5/8X75 (3)	1	22082.158.076	5/8X220 (8.3/4)	1	22082.158.222
1/2X95 (3.3/4)	1	22082.127.095	5/8X80 (3.1/4)	1	22082.158.082	5/8X225 (8.7/8)	1	22082.158.225
1/2X100 (4)	1	22082.127.101	5/8X85 (3.3/8)	1	22082.158.085	5/8X230 (9)	1	22082.158.228
1/2X105 (4.1/8)	1	22082.127.105	5/8X90 (3.1/2)	1	22082.158.088	5/8X235 (9.1/4)	1	22082.158.234
1/2X110 (4.1/4)	1	22082.127.107	5/8X95 (3.3/4)	1	22082.158.095	5/8X240 (9.1/2)	1	22082.158.241
1/2X115 (4.1/2)	1	22082.127.114	5/8X100 (4)	1	22082.158.101	5/8X245 (9.5/8)	1	22082.158.245
1/2X120 (4.3/4)	1	22082.127.120	5/8X105 (4.1/8)	1	22082.158.105	5/8X250 (9.3/4)	1	22082.158.247
1/2X125 (5)	1	22082.127.127	5/8X110 (4.1/4)	1	22082.158.107			
1/2X130 (5.1/8)	1	22082.127.130	5/8X115 (4.1/2)	1	22082.158.114	3/4X50 (2)	1	22082.191.050
1/2X135 (5.1/4)	1	22082.127.133	5/8X120 (4.3/4)	1	22082.158.120	3/4X55 (2.1/4)	1	22082.191.057
1/2X140 (5.1/2)	1	22082.127.139	5/8X125 (5)	1	22082.158.127	3/4X60 (2.3/8)	1	22082.191.060
1/2X145 (5.3/4)	1	22082.127.146	5/8X130 (5.1/8)	1	22082.158.130	3/4X65 (2.1/2)	1	22082.191.063
1/2X150 (6)	1	22082.127.152	5/8X135 (5.1/4)	1	22082.158.133	3/4X70 (2.3/4)	1	22082.191.069
1/2X155 (6.1/8)	1	22082.127.155	5/8X140 (5.1/2)	1	22082.158.139	3/4X75 (3)	1	22082.191.076
1/2X160 (6.1/4)	1	22082.127.158	5/8X145 (5.3/4)	1	22082.158.146	3/4X80 (3.1/4)	1	22082.191.082
1/2X165 (6.1/2)	1	22082.127.165	5/8X150 (6)	1	22082.158.152	3/4X85 (3.3/8)	1	22082.191.085
1/2X170 (6.3/4)	1	22082.127.171	5/8X155 (6.1/8)	1	22082.158.155	3/4X90 (3.1/2)	1	22082.191.088
1/2X175 (6.7/8)	1	22082.127.175	5/8X160 (6.1/4)	1	22082.158.158	3/4X95 (3.3/4)	1	22082.191.095
1/2X180 (7)	1	22082.127.177	5/8X165 (6.1/2)	1	22082.158.165	3/4X100 (4)	1	22082.191.101
1/2X185 (7.1/4)	1	22082.127.184	5/8X170 (6.3/4)	1	22082.158.171	3/4X105 (4.1/8)	1	22082.191.105
1/2X190 (7.1/2)	1	22082.127.190	5/8X175 (6.7/8)	1	22082.158.175	3/4X110 (4.1/4)	1	22082.191.107

22082 Studbolt with 2 heavy hexagon nuts / Studbolt met 2 zware zeskantmoeren / Goujon fileté avec 2 écrous hexagonaux lourds ←

d x L mm (L Inch)	✉	Art.number	d x L mm (L Inch)	✉	Art.number	d x L mm (L Inch)	✉	Art.number
3/4X115 (4.1/2)	1	22082.191.114	7/8X115 (4.1/2)	1	22082.222.114	1 Inch X120 (4.3/4)	1	22082.254.120
3/4X120 (4.3/4)	1	22082.191.120	7/8X120 (4.3/4)	1	22082.222.120	1 Inch X125 (5)	1	22082.254.127
3/4X125 (5)	1	22082.191.127	7/8X125 (5)	1	22082.222.127	1 Inch X130 (5.1/8)	1	22082.254.130
3/4X130 (5.1/8)	1	22082.191.130	7/8X130 (5.1/8)	1	22082.222.130	1 Inch X135 (5.1/4)	1	22082.254.133
3/4X135 (5.1/4)	1	22082.191.133	7/8X135 (5.1/4)	1	22082.222.133	1 Inch X140 (5.1/2)	1	22082.254.139
3/4X140 (5.1/2)	1	22082.191.139	7/8X140 (5.1/2)	1	22082.222.139	1 Inch X145 (5.3/4)	1	22082.254.146
3/4X145 (5.3/4)	1	22082.191.146	7/8X145 (5.3/4)	1	22082.222.146	1 Inch X150 (6)	1	22082.254.152
3/4X150 (6)	1	22082.191.152	7/8X150 (6)	1	22082.222.152	1 Inch X155 (6.1/8)	1	22082.254.155
3/4X155 (6.1/8)	1	22082.191.155	7/8X155 (6.1/8)	1	22082.222.155	1 Inch X160 (6.1/4)	1	22082.254.158
3/4X160 (6.1/4)	1	22082.191.158	7/8X160 (6.1/4)	1	22082.222.158	1 Inch X165 (6.1/2)	1	22082.254.165
3/4X165 (6.1/2)	1	22082.191.165	7/8X165 (6.1/2)	1	22082.222.165	1 Inch X170 (6.3/4)	1	22082.254.171
3/4X170 (6.3/4)	1	22082.191.171	7/8X170 (6.3/4)	1	22082.222.171	1 Inch X175 (6.7/8)	1	22082.254.175
3/4X175 (6.7/8)	1	22082.191.175	7/8X175 (6.7/8)	1	22082.222.175	1 Inch X180 (7)	1	22082.254.177
3/4X180 (7)	1	22082.191.177	7/8X180 (7)	1	22082.222.177	1 Inch X185 (7.1/4)	1	22082.254.184
3/4X185 (7.1/4)	1	22082.191.184	7/8X185 (7.1/4)	1	22082.222.184	1 Inch X190 (7.1/2)	1	22082.254.190
3/4X190 (7.1/2)	1	22082.191.190	7/8X190 (7.1/2)	1	22082.222.190	1 Inch X195 (7.3/4)	1	22082.254.196
3/4X195 (7.3/4)	1	22082.191.196	7/8X195 (7.3/4)	1	22082.222.196	1 Inch X200 (8)	1	22082.254.203
3/4X200 (8)	1	22082.191.203	7/8X200 (8)	1	22082.222.203	1 Inch X205 (8.1/8)	1	22082.254.205
3/4X205 (8.1/8)	1	22082.191.205	7/8X205 (8.1/8)	1	22082.222.205	1 Inch X210 (8.1/4)	1	22082.254.209
3/4X210 (8.1/4)	1	22082.191.209	7/8X210 (8.1/4)	1	22082.222.209	1 Inch X215 (8.1/2)	1	22082.254.215
3/4X215 (8.1/2)	1	22082.191.215	7/8X215 (8.1/2)	1	22082.222.215	1 Inch X220 (8.3/4)	1	22082.254.222
3/4X220 (8.3/4)	1	22082.191.222	7/8X220 (8.3/4)	1	22082.222.222	1 Inch X225 (8.7/8)	1	22082.254.225
3/4X225 (8.7/8)	1	22082.191.225	7/8X225 (8.7/8)	1	22082.222.225	1 Inch X230 (9)	1	22082.254.228
3/4X230 (9)	1	22082.191.228	7/8X230 (9)	1	22082.222.228	1 Inch X235 (9.1/4)	1	22082.254.234
3/4X235 (9.1/4)	1	22082.191.234	7/8X235 (9.1/4)	1	22082.222.234	1 Inch X240 (9.1/2)	1	22082.254.241
3/4X240 (9.1/2)	1	22082.191.241	7/8X240 (9.1/2)	1	22082.222.241	1 Inch X245 (9.5/8)	1	22082.254.245
3/4X245 (9.5/8)	1	22082.191.245	7/8X245 (9.5/8)	1	22082.222.245	1 Inch X250 (9.3/4)	1	22082.254.247
3/4X250 (9.3/4)	1	22082.191.247	7/8X250 (9.3/4)	1	22082.222.247	1 Inch X255 (10)	1	22082.254.254
			7/8X300 (11.3/4)	1	22082.222.298	1 Inch X260 (10.1/4)	1	22082.254.260
7/8X70 (2.3/4)	1	22082.222.069				1 Inch X265 (10.1/2)	1	22082.254.266
7/8X75 (3)	1	22082.222.076	1 Inch X80 (3.1/4)	1	22082.254.082	1 Inch X270 (10.5/8)	1	22082.254.270
7/8X80 (3.1/4)	1	22082.222.082	1 Inch X85 (3.3/8)	1	22082.254.085	1 Inch X275 (10.3/4)	1	22082.254.273
7/8X85 (3.3/8)	1	22082.222.085	1 Inch X90 (3.1/2)	1	22082.254.088	1 Inch X280 (11)	1	22082.254.279
7/8X90 (3.1/2)	1	22082.222.088	1 Inch X95 (3.3/4)	1	22082.254.095	1 Inch X285 (11.1/4)	1	22082.254.285
7/8X95 (3.3/4)	1	22082.222.095	1 Inch X100 (4)	1	22082.254.101	1 Inch X290 (11.3/8)	1	22082.254.290
7/8X100 (4)	1	22082.222.101	1 Inch X105 (4.1/8)	1	22082.254.105	1 Inch X295 (11.1/2)	1	22082.254.292
7/8X105 (4.1/8)	1	22082.222.105	1 Inch X110 (4.1/4)	1	22082.254.107	1 Inch X300 (11.3/4)	1	22082.254.298
7/8X110 (4.1/4)	1	22082.222.107	1 Inch X115 (4.1/2)	1	22082.254.114			

22092 Studbolt with 2 heavy hexagon nuts / Studbolt met 2 zware zeskantmoeren / Goujon fileté avec 2 écrous hexagonaux lourds G09A

Thread 8 Unified National
Material Steel ASTM A193 - ASTM A194
Class Gr.B7 - Gr.2H
Surface treatment Zinc plated

RoHS

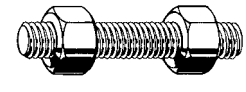

d x L mm (L Inch)	✉	Art.number	d x L mm (L Inch)	✉	Art.number	d x L mm (L Inch)	✉	Art.number
1.1/8X95 (3.3/4)	1	22092.285.095	1.1/8X290 (11.3/8)	1	22092.285.290	1.1/4X180 (7)	1	22092.317.177
1.1/8X100 (4)	1	22092.285.101	1.1/8X300 (11.3/4)	1	22092.285.298	1.1/4X190 (7.1/2)	1	22092.317.190
1.1/8X105 (4.1/8)	1	22092.285.105	1.1/8X305 (12)	1	22092.285.304	1.1/4X205 (8.1/8)	1	22092.317.205
1.1/8X110 (4.1/4)	1	22092.285.107	1.1/8X310 (12.1/4)	1	22092.285.311	1.1/4X210 (8.1/4)	1	22092.317.209
1.1/8X115 (4.1/2)	1	22092.285.114	1.1/8X315 (12.1/2)	1	22092.285.317	1.1/4X215 (8.1/2)	1	22092.317.215
1.1/8X120 (4.3/4)	1	22092.285.120	1.1/8X320 (12.5/8)	1	22092.285.320	1.1/4X220 (8.3/4)	1	22092.317.222
1.1/8X125 (5)	1	22092.285.127	1.1/8X325 (12.3/4)	1	22092.285.323	1.1/4X225 (8.7/8)	1	22092.317.225
1.1/8X130 (5.1/8)	1	22092.285.130	1.1/8X330 (13)	1	22092.285.330	1.1/4X230 (9)	1	22092.317.228
1.1/8X135 (5.1/4)	1	22092.285.133	1.1/8X340 (13.3/8)	1	22092.285.340	1.1/4X240 (9.1/2)	1	22092.317.241
1.1/8X145 (5.3/4)	1	22092.285.146	1.1/8X345 (13.1/2)	1	22092.285.342	1.1/4X245 (9.5/8)	1	22092.317.245
1.1/8X150 (6)	1	22092.285.152	1.1/8X360 (14.1/4)	1	22092.285.361	1.1/4X255 (10)	1	22092.317.254
1.1/8X155 (6.1/8)	1	22092.285.155	1.1/8X365 (14.3/8)	1	22092.285.365	1.1/4X260 (10.1/4)	1	22092.317.260
1.1/8X160 (6.1/4)	1	22092.285.158	1.1/8X370 (14.1/2)	1	22092.285.368	1.1/4X265 (10.1/2)	1	22092.317.266
1.1/8X165 (6.1/2)	1	22092.285.165	1.1/8X385 (15.1/4)	1	22092.285.387	1.1/4X270 (10.5/8)	1	22092.317.270
1.1/8X170 (6.3/4)	1	22092.285.171	1.1/8X390 (15.3/8)	1	22092.285.390	1.1/4X275 (10.3/4)	1	22092.317.273
1.1/8X175 (6.7/8)	1	22092.285.175	1.1/8X395 (15.1/2)	1	22092.285.393	1.1/4X280 (11)	1	22092.317.279
1.1/8X190 (7.1/2)	1	22092.285.190	1.1/8X400 (15.3/4)	1	22092.285.400	1.1/4X290 (11.3/8)	1	22092.317.290
1.1/8X195 (7.3/4)	1	22092.285.196				1.1/4X295 (11.1/2)	1	22092.317.292
1.1/8X205 (8.1/8)	1	22092.285.205	1.1/4X100 (4)	1	22092.317.101	1.1/4X305 (12)	1	22092.317.304
1.1/8X210 (8.1/4)	1	22092.285.209	1.1/4X105 (4.1/8)	1	22092.317.105	1.1/4X310 (12.1/4)	1	22092.317.311
1.1/8X215 (8.1/2)	1	22092.285.215	1.1/4X110 (4.1/4)	1	22092.317.107	1.1/4X315 (12.1/2)	1	22092.317.317
1.1/8X220 (8.3/4)	1	22092.285.222	1.1/4X115 (4.1/2)	1	22092.317.114	1.1/4X320 (12.5/8)	1	22092.317.320
1.1/8X225 (8.7/8)	1	22092.285.225	1.1/4X120 (4.3/4)	1	22092.317.120	1.1/4X325 (12.3/4)	1	22092.317.323
1.1/8X230 (9)	1	22092.285.228	1.1/4X125 (5)	1	22092.317.127	1.1/4X330 (13)	1	22092.317.330
1.1/8X235 (9.1/4)	1	22092.285.234	1.1/4X130 (5.1/8)	1	22092.317.130	1.1/4X335 (13.1/4)	1	22092.317.337
1.1/8X240 (9.1/2)	1	22092.285.241	1.1/4X135 (5.1/4)	1	22092.317.133	1.1/4X340 (13.3/8)	1	22092.317.340
1.1/8X245 (9.5/8)	1	22092.285.245	1.1/4X140 (5.1/2)	1	22092.317.139	1.1/4X345 (13.1/2)	1	22092.317.342
1.1/8X260 (10.1/4)	1	22092.285.260	1.1/4X145 (5.3/4)	1	22092.317.146	1.1/4X350 (13.3/4)	1	22092.317.349
1.1/8X265 (10.1/2)	1	22092.285.266	1.1/4X150 (6)	1	22092.317.152	1.1/4X355 (14)	1	22092.317.355
1.1/8X270 (10.5/8)	1	22092.285.270	1.1/4X155 (6.1/8)	1	22092.317.155	1.1/4X360 (14.1/4)	1	22092.317.361
1.1/8X275 (10.3/4)	1	22092.285.273	1.1/4X160 (6.1/4)	1	22092.317.158	1.1/4X365 (14.3/8)	1	22092.317.365
1.1/8X280 (11)	1	22092.285.279	1.1/4X165 (6.1/2)	1	22092.317.165	1.1/4X370 (14.1/2)	1	22092.317.368
1.1/8X285 (11.1/4)	1	22092.285.285	1.1/4X175 (6.7/8)	1	22092.317.175	1.1/4X375 (14.3/4)	1	22092.317.374

22092 Studbolt with 2 heavy hexagon nuts / Studbolt met 2 zware zeskantmoeren / Goujon fileté avec 2 écrous hexagonaux lourds ←

d x L mm (L Inch)	✉	Art.number	d x L mm (L Inch)	✉	Art.number	d x L mm (L Inch)	✉	Art.number
1.1/4X380 (15)	1	22092.317.381	1.3/8X310 (12.1/4)	1	22092.349.311	1.1/2X260 (10.1/4)	1	22092.381.260
1.1/4X385 (15.1/4)	1	22092.317.387	1.3/8X315 (12.1/2)	1	22092.349.317	1.1/2X270 (10.5/8)	1	22092.381.270
1.1/4X390 (15.3/8)	1	22092.317.390	1.3/8X320 (12.5/8)	1	22092.349.320	1.1/2X275 (10.3/4)	1	22092.381.273
1.1/4X395 (15.1/2)	1	22092.317.393	1.3/8X325 (12.3/4)	1	22092.349.323	1.1/2X285 (11.1/4)	1	22092.381.285
1.1/4X400 (15.3/4)	1	22092.317.400	1.3/8X330 (13)	1	22092.349.330	1.1/2X290 (11.3/8)	1	22092.381.290
			1.3/8X335 (13.1/4)	1	22092.349.337	1.1/2X295 (11.1/2)	1	22092.381.292
1.3/8X150 (6)	1	22092.349.152	1.3/8X340 (13.3/8)	1	22092.349.340	1.1/2X300 (11.3/4)	1	22092.381.298
1.3/8X155 (6.1/8)	1	22092.349.155	1.3/8X345 (13.1/2)	1	22092.349.342	1.1/2X305 (12)	1	22092.381.304
1.3/8X160 (6.1/4)	1	22092.349.158	1.3/8X350 (13.3/4)	1	22092.349.349	1.1/2X310 (12.1/4)	1	22092.381.311
1.3/8X165 (6.1/2)	1	22092.349.165	1.3/8X355 (14)	1	22092.349.355	1.1/2X315 (12.1/2)	1	22092.381.317
1.3/8X170 (6.3/4)	1	22092.349.171	1.3/8X360 (14.1/4)	1	22092.349.361	1.1/2X320 (12.5/8)	1	22092.381.320
1.3/8X175 (6.7/8)	1	22092.349.175	1.3/8X365 (14.3/8)	1	22092.349.365	1.1/2X325 (12.3/4)	1	22092.381.323
1.3/8X180 (7)	1	22092.349.177	1.3/8X370 (14.1/2)	1	22092.349.368	1.1/2X330 (13)	1	22092.381.330
1.3/8X185 (7.1/4)	1	22092.349.184	1.3/8X375 (14.3/4)	1	22092.349.374	1.1/2X340 (13.3/8)	1	22092.381.340
1.3/8X190 (7.1/2)	1	22092.349.190	1.3/8X380 (15)	1	22092.349.381	1.1/2X345 (13.1/2)	1	22092.381.342
1.3/8X195 (7.3/4)	1	22092.349.196	1.3/8X385 (15.1/4)	1	22092.349.387	1.1/2X350 (13.3/4)	1	22092.381.349
1.3/8X200 (8)	1	22092.349.203	1.3/8X390 (15.3/8)	1	22092.349.390	1.1/2X355 (14)	1	22092.381.355
1.3/8X205 (8.1/8)	1	22092.349.205	1.3/8X395 (15.1/2)	1	22092.349.393	1.1/2X360 (14.1/4)	1	22092.381.361
1.3/8X210 (8.1/4)	1	22092.349.209	1.3/8X400 (15.3/4)	1	22092.349.400	1.1/2X365 (14.3/8)	1	22092.381.365
1.3/8X215 (8.1/2)	1	22092.349.215				1.1/2X370 (14.1/2)	1	22092.381.368
1.3/8X220 (8.3/4)	1	22092.349.222	1.1/2X140 (5.1/2)	1	22092.381.139	1.1/2X375 (14.3/4)	1	22092.381.374
1.3/8X225 (8.7/8)	1	22092.349.225	1.1/2X145 (5.3/4)	1	22092.381.146	1.1/2X380 (15)	1	22092.381.381
1.3/8X230 (9)	1	22092.349.228	1.1/2X150 (6)	1	22092.381.152	1.1/2X385 (15.1/4)	1	22092.381.387
1.3/8X240 (9.1/2)	1	22092.349.241	1.1/2X165 (6.1/2)	1	22092.381.165	1.1/2X390 (15.3/8)	1	22092.381.390
1.3/8X245 (9.5/8)	1	22092.349.245	1.1/2X170 (6.3/4)	1	22092.381.171	1.1/2X395 (15.1/2)	1	22092.381.393
1.3/8X250 (9.3/4)	1	22092.349.247	1.1/2X180 (7)	1	22092.381.177	1.1/2X400 (15.3/4)	1	22092.381.400
1.3/8X255 (10)	1	22092.349.254	1.1/2X185 (7.1/4)	1	22092.381.184			
1.3/8X260 (10.1/4)	1	22092.349.260	1.1/2X190 (7.1/2)	1	22092.381.190	1.5/8X295 (11.1/2)	1	22092.412.292
1.3/8X265 (10.1/2)	1	22092.349.266	1.1/2X200 (8)	1	22092.381.203	1.5/8X305 (12)	1	22092.412.304
1.3/8X270 (10.5/8)	1	22092.349.270	1.1/2X205 (8.1/8)	1	22092.381.205			
1.3/8X275 (10.3/4)	1	22092.349.273	1.1/2X210 (8.1/4)	1	22092.381.209	1.3/4X350 (13.3/4)	1	22092.444.349
1.3/8X280 (11)	1	22092.349.279	1.1/2X215 (8.1/2)	1	22092.381.215			
1.3/8X285 (11.1/4)	1	22092.349.285	1.1/2X220 (8.3/4)	1	22092.381.222	1.7/8X330 (13)	1	22092.476.330
1.3/8X290 (11.3/8)	1	22092.349.290	1.1/2X225 (8.7/8)	1	22092.381.225	1.7/8X380 (15)	1	22092.476.381
1.3/8X295 (11.1/2)	1	22092.349.292	1.1/2X240 (9.1/2)	1	22092.381.241	1.7/8X470 (18.1/2)	1	22092.476.469
1.3/8X300 (11.3/4)	1	22092.349.298	1.1/2X245 (9.5/8)	1	22092.381.245			
1.3/8X305 (12)	1	22092.349.304	1.1/2X250 (9.3/4)	1	22092.381.247	2 Inch X400 (15.3/4)	1	22092.508.400

22085 Studbolt with 2 heavy hexagon nuts / Studbolt met 2 zware zeskantmoeren / Goujon fileté avec 2 écrous hexagonaux lourds G09A

Thread Unified National Coarse
Material Steel ASTM A193 - ASTM A194
Class Gr.B7M - Gr.2HM
Surface treatment Plain

RoHS

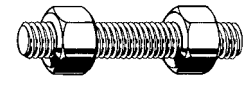

d x L mm (L Inch)	✉	Art.number	d x L mm (L Inch)	✉	Art.number	d x L mm (L Inch)	✉	Art.number
1/2X40 (1.1/2)	1	22085.127.038	1/2X210 (8.1/4)	1	22085.127.209	5/8X185 (7.1/4)	1	22085.158.184
1/2X45 (1.3/4)	1	22085.127.044	1/2X225 (8.7/8)	1	22085.127.225	5/8X190 (7.1/2)	1	22085.158.190
1/2X50 (2)	1	22085.127.050	1/2X250 (9.3/4)	1	22085.127.247	5/8X195 (7.3/4)	1	22085.158.196
1/2X55 (2.1/4)	1	22085.127.057	1/2X280 (11)	1	22085.127.279	5/8X200 (8)	1	22085.158.203
1/2X60 (2.3/8)	1	22085.127.060				5/8X205 (8.1/8)	1	22085.158.205
1/2X65 (2.1/2)	1	22085.127.063	5/8X40 (1.1/2)	1	22085.158.038	5/8X210 (8.1/4)	1	22085.158.209
1/2X70 (2.3/4)	1	22085.127.069	5/8X45 (1.3/4)	1	22085.158.044	5/8X215 (8.1/2)	1	22085.158.215
1/2X75 (3)	1	22085.127.076	5/8X50 (2)	1	22085.158.050	5/8X220 (8.3/4)	1	22085.158.222
1/2X80 (3.1/4)	1	22085.127.082	5/8X55 (2.1/4)	1	22085.158.057	5/8X225 (8.7/8)	1	22085.158.225
1/2X85 (3.3/8)	1	22085.127.085	5/8X60 (2.3/8)	1	22085.158.060	5/8X230 (9)	1	22085.158.228
1/2X90 (3.1/2)	1	22085.127.088	5/8X65 (2.1/2)	1	22085.158.063	5/8X235 (9.1/4)	1	22085.158.234
1/2X95 (3.3/4)	1	22085.127.095	5/8X70 (2.3/4)	1	22085.158.069	5/8X240 (9.1/2)	1	22085.158.241
1/2X100 (4)	1	22085.127.101	5/8X75 (3)	1	22085.158.076	5/8X245 (9.5/8)	1	22085.158.245
1/2X105 (4.1/8)	1	22085.127.105	5/8X80 (3.1/4)	1	22085.158.082	5/8X250 (9.3/4)	1	22085.158.247
1/2X110 (4.1/4)	1	22085.127.107	5/8X85 (3.3/8)	1	22085.158.085	5/8X255 (10)	1	22085.158.254
1/2X115 (4.1/2)	1	22085.127.114	5/8X90 (3.1/2)	1	22085.158.088	5/8X260 (10.1/4)	1	22085.158.260
1/2X120 (4.3/4)	1	22085.127.120	5/8X95 (3.3/4)	1	22085.158.095	5/8X265 (10.1/2)	1	22085.158.266
1/2X125 (5)	1	22085.127.127	5/8X100 (4)	1	22085.158.101	5/8X270 (10.5/8)	1	22085.158.270
1/2X130 (5.1/8)	1	22085.127.130	5/8X105 (4.1/8)	1	22085.158.105	5/8X275 (10.3/4)	1	22085.158.273
1/2X135 (5.1/4)	1	22085.127.133	5/8X110 (4.1/4)	1	22085.158.107	5/8X280 (11)	1	22085.158.279
1/2X140 (5.1/2)	1	22085.127.139	5/8X115 (4.1/2)	1	22085.158.114	5/8X285 (11.1/4)	1	22085.158.285
1/2X145 (5.3/4)	1	22085.127.146	5/8X120 (4.3/4)	1	22085.158.120	5/8X290 (11.3/8)	1	22085.158.290
1/2X150 (6)	1	22085.127.152	5/8X125 (5)	1	22085.158.127	5/8X295 (11.1/2)	1	22085.158.292
1/2X155 (6.1/8)	1	22085.127.155	5/8X130 (5.1/8)	1	22085.158.130	5/8X300 (11.3/4)	1	22085.158.298
1/2X160 (6.1/4)	1	22085.127.158	5/8X135 (5.1/4)	1	22085.158.133	5/8X305 (12)	1	22085.158.304
1/2X165 (6.1/2)	1	22085.127.165	5/8X140 (5.1/2)	1	22085.158.139	5/8X310 (12.1/4)	1	22085.158.311
1/2X170 (6.3/4)	1	22085.127.171	5/8X145 (5.3/4)	1	22085.158.146	5/8X315 (12.1/2)	1	22085.158.317
1/2X175 (6.7/8)	1	22085.127.175	5/8X150 (6)	1	22085.158.152	5/8X320 (12.5/8)	1	22085.158.320
1/2X180 (7)	1	22085.127.177	5/8X155 (6.1/8)	1	22085.158.155	5/8X325 (12.3/4)	1	22085.158.323
1/2X185 (7.1/4)	1	22085.127.184	5/8X160 (6.1/4)	1	22085.158.158	5/8X330 (13)	1	22085.158.330
1/2X190 (7.1/2)	1	22085.127.190	5/8X165 (6.1/2)	1	22085.158.165	5/8X335 (13.1/4)	1	22085.158.336
1/2X195 (7.3/4)	1	22085.127.196	5/8X170 (6.3/4)	1	22085.158.171	5/8X340 (13.3/8)	1	22085.158.340
1/2X200 (8)	1	22085.127.203	5/8X175 (6.7/8)	1	22085.158.175	5/8X370 (14.1/2)	1	22085.158.368
1/2X205 (8.1/8)	1	22085.127.205	5/8X180 (7)	1	22085.158.177	5/8X375 (14.3/4)	1	22085.158.374

22085 Studbolt with 2 heavy hexagon nuts / Studbolt met 2 zware zeskantmoeren / Goujon fileté avec 2 écrous hexagonaux lourds ←

d x L mm (L Inch)	✉	Art.number	d x L mm (L Inch)	✉	Art.number	d x L mm (L Inch)	✉	Art.number
5/8X385 (15.1/4)	1	22085.158.387	3/4X480 (18.7/8)	1	22085.191.480	7/8X485 (19)	1	22085.222.482
			3/4X485 (19)	1	22085.191.482	7/8X495 (19.1/2)	1	22085.222.495
3/4X50 (2)	1	22085.191.050	3/4X580 (22.7/8)	1	22085.191.580	7/8X510 (20)	1	22085.222.508
3/4X55 (2.1/4)	1	22085.191.057	3/4X625 (24.5/8)	1	22085.191.625	7/8X515 (20.1/4)	1	22085.222.514
3/4X60 (2.3/8)	1	22085.191.060				7/8X525 (20.3/4)	1	22085.222.527
3/4X65 (2.1/2)	1	22085.191.063	7/8X70 (2.3/4)	1	22085.222.069			
3/4X70 (2.3/4)	1	22085.191.069	7/8X75 (3)	1	22085.222.076	1 Inch X80 (3.1/4)	1	22085.254.082
3/4X75 (3)	1	22085.191.076	7/8X80 (3.1/4)	1	22085.222.082	1 Inch X85 (3.3/8)	1	22085.254.085
3/4X80 (3.1/4)	1	22085.191.082	7/8X85 (3.3/8)	1	22085.222.085	1 Inch X90 (3.1/2)	1	22085.254.088
3/4X85 (3.3/8)	1	22085.191.085	7/8X90 (3.1/2)	1	22085.222.088	1 Inch X95 (3.3/4)	1	22085.254.095
3/4X90 (3.1/2)	1	22085.191.088	7/8X95 (3.3/4)	1	22085.222.095	1 Inch X100 (4)	1	22085.254.101
3/4X95 (3.3/4)	1	22085.191.095	7/8X100 (4)	1	22085.222.101	1 Inch X105 (4.1/8)	1	22085.254.105
3/4X100 (4)	1	22085.191.101	7/8X105 (4.1/8)	1	22085.222.105	1 Inch X110 (4.1/4)	1	22085.254.107
3/4X105 (4.1/8)	1	22085.191.105	7/8X110 (4.1/4)	1	22085.222.107	1 Inch X115 (4.1/2)	1	22085.254.114
3/4X110 (4.1/4)	1	22085.191.107	7/8X115 (4.1/2)	1	22085.222.114	1 Inch X120 (4.3/4)	1	22085.254.120
3/4X115 (4.1/2)	1	22085.191.114	7/8X120 (4.3/4)	1	22085.222.120	1 Inch X125 (5)	1	22085.254.127
3/4X120 (4.3/4)	1	22085.191.120	7/8X125 (5)	1	22085.222.127	1 Inch X130 (5.1/8)	1	22085.254.130
3/4X125 (5)	1	22085.191.127	7/8X130 (5.1/8)	1	22085.222.130	1 Inch X135 (5.1/4)	1	22085.254.133
3/4X130 (5.1/8)	1	22085.191.130	7/8X135 (5.1/4)	1	22085.222.133	1 Inch X140 (5.1/2)	1	22085.254.139
3/4X135 (5.1/4)	1	22085.191.133	7/8X140 (5.1/2)	1	22085.222.139	1 Inch X145 (5.3/4)	1	22085.254.146
3/4X140 (5.1/2)	1	22085.191.139	7/8X145 (5.3/4)	1	22085.222.146	1 Inch X150 (6)	1	22085.254.152
3/4X145 (5.3/4)	1	22085.191.146	7/8X150 (6)	1	22085.222.152	1 Inch X155 (6.1/8)	1	22085.254.155
3/4X150 (6)	1	22085.191.152	7/8X155 (6.1/8)	1	22085.222.155	1 Inch X160 (6.1/4)	1	22085.254.158
3/4X155 (6.1/8)	1	22085.191.155	7/8X160 (6.1/4)	1	22085.222.158	1 Inch X165 (6.1/2)	1	22085.254.165
3/4X160 (6.1/4)	1	22085.191.158	7/8X165 (6.1/2)	1	22085.222.165	1 Inch X170 (6.3/4)	1	22085.254.171
3/4X165 (6.1/2)	1	22085.191.165	7/8X170 (6.3/4)	1	22085.222.171	1 Inch X175 (6.7/8)	1	22085.254.175
3/4X170 (6.3/4)	1	22085.191.171	7/8X175 (6.7/8)	1	22085.222.175	1 Inch X180 (7)	1	22085.254.177
3/4X175 (6.7/8)	1	22085.191.175	7/8X180 (7)	1	22085.222.177	1 Inch X185 (7.1/4)	1	22085.254.184
3/4X180 (7)	1	22085.191.177	7/8X185 (7.1/4)	1	22085.222.184	1 Inch X190 (7.1/2)	1	22085.254.190
3/4X185 (7.1/4)	1	22085.191.184	7/8X190 (7.1/2)	1	22085.222.190	1 Inch X195 (7.3/4)	1	22085.254.196
3/4X190 (7.1/2)	1	22085.191.190	7/8X195 (7.3/4)	1	22085.222.196	1 Inch X200 (8)	1	22085.254.203
3/4X195 (7.3/4)	1	22085.191.196	7/8X200 (8)	1	22085.222.203	1 Inch X205 (8.1/8)	1	22085.254.205
3/4X200 (8)	1	22085.191.203	7/8X205 (8.1/8)	1	22085.222.205	1 Inch X210 (8.1/4)	1	22085.254.209
3/4X205 (8.1/8)	1	22085.191.205	7/8X210 (8.1/4)	1	22085.222.209	1 Inch X215 (8.1/2)	1	22085.254.215
3/4X210 (8.1/4)	1	22085.191.209	7/8X215 (8.1/2)	1	22085.222.215	1 Inch X220 (8.3/4)	1	22085.254.222
3/4X215 (8.1/2)	1	22085.191.215	7/8X220 (8.3/4)	1	22085.222.222	1 Inch X225 (8.7/8)	1	22085.254.225
3/4X220 (8.3/4)	1	22085.191.222	7/8X225 (8.7/8)	1	22085.222.225	1 Inch X230 (9)	1	22085.254.228
3/4X225 (8.7/8)	1	22085.191.225	7/8X230 (9)	1	22085.222.228	1 Inch X235 (9.1/4)	1	22085.254.234
3/4X230 (9)	1	22085.191.228	7/8X235 (9.1/4)	1	22085.222.234	1 Inch X240 (9.1/2)	1	22085.254.241
3/4X235 (9.1/4)	1	22085.191.234	7/8X240 (9.1/2)	1	22085.222.241	1 Inch X245 (9.5/8)	1	22085.254.245
3/4X240 (9.1/2)	1	22085.191.241	7/8X245 (9.5/8)	1	22085.222.245	1 Inch X250 (9.3/4)	1	22085.254.247
3/4X245 (9.5/8)	1	22085.191.245	7/8X250 (9.3/4)	1	22085.222.247	1 Inch X255 (10)	1	22085.254.254
3/4X250 (9.3/4)	1	22085.191.247	7/8X255 (10)	1	22085.222.254	1 Inch X260 (10.1/4)	1	22085.254.260
3/4X255 (10)	1	22085.191.254	7/8X260 (10.1/4)	1	22085.222.260	1 Inch X265 (10.1/2)	1	22085.254.266
3/4X260 (10.1/4)	1	22085.191.260	7/8X265 (10.1/2)	1	22085.222.266	1 Inch X270 (10.5/8)	1	22085.254.270
3/4X265 (10.1/2)	1	22085.191.266	7/8X270 (10.5/8)	1	22085.222.270	1 Inch X275 (10.3/4)	1	22085.254.273
3/4X270 (10.5/8)	1	22085.191.270	7/8X275 (10.3/4)	1	22085.222.273	1 Inch X280 (11)	1	22085.254.279
3/4X275 (10.3/4)	1	22085.191.273	7/8X280 (11)	1	22085.222.279	1 Inch X285 (11.1/4)	1	22085.254.285
3/4X280 (11)	1	22085.191.279	7/8X285 (11.1/4)	1	22085.222.285	1 Inch X290 (11.3/8)	1	22085.254.290
3/4X285 (11.1/4)	1	22085.191.285	7/8X290 (11.3/8)	1	22085.222.290	1 Inch X295 (11.1/2)	1	22085.254.292
3/4X290 (11.3/8)	1	22085.191.290	7/8X295 (11.1/2)	1	22085.222.292	1 Inch X300 (11.3/4)	1	22085.254.298
3/4X295 (11.1/2)	1	22085.191.292	7/8X300 (11.3/4)	1	22085.222.298	1 Inch X305 (12)	1	22085.254.304
3/4X300 (11.3/4)	1	22085.191.298	7/8X305 (12)	1	22085.222.304	1 Inch X310 (12.1/4)	1	22085.254.311
3/4X305 (12)	1	22085.191.304	7/8X310 (12.1/4)	1	22085.222.311	1 Inch X315 (12.1/2)	1	22085.254.317
3/4X310 (12.1/4)	1	22085.191.311	7/8X315 (12.1/2)	1	22085.222.317	1 Inch X320 (12.5/8)	1	22085.254.320
3/4X315 (12.1/2)	1	22085.191.317	7/8X320 (12.5/8)	1	22085.222.320	1 Inch X325 (12.3/4)	1	22085.254.323
3/4X320 (12.5/8)	1	22085.191.320	7/8X325 (12.3/4)	1	22085.222.323	1 Inch X330 (13)	1	22085.254.330
3/4X325 (12.3/4)	1	22085.191.323	7/8X330 (13)	1	22085.222.330	1 Inch X335 (13.1/4)	1	22085.254.336
3/4X330 (13)	1	22085.191.330	7/8X335 (13.1/4)	1	22085.222.336	1 Inch X340 (13.3/8)	1	22085.254.340
3/4X335 (13.1/4)	1	22085.191.336	7/8X340 (13.3/8)	1	22085.222.340	1 Inch X345 (13.1/2)	1	22085.254.342
3/4X340 (13.3/8)	1	22085.191.340	7/8X345 (13.1/2)	1	22085.222.342	1 Inch X350 (13.3/4)	1	22085.254.349
3/4X345 (13.1/2)	1	22085.191.342	7/8X350 (13.3/4)	1	22085.222.349	1 Inch X355 (14)	1	22085.254.355
3/4X350 (13.3/4)	1	22085.191.349	7/8X355 (14)	1	22085.222.355	1 Inch X360 (14.1/4)	1	22085.254.361
3/4X355 (14)	1	22085.191.355	7/8X360 (14.1/4)	1	22085.222.361	1 Inch X365 (14.3/8)	1	22085.254.365
3/4X360 (14.1/4)	1	22085.191.361	7/8X365 (14.3/8)	1	22085.222.365	1 Inch X370 (14.1/2)	1	22085.254.368
3/4X365 (14.3/8)	1	22085.191.365	7/8X370 (14.1/2)	1	22085.222.368	1 Inch X375 (14.3/4)	1	22085.254.374
3/4X370 (14.1/2)	1	22085.191.368	7/8X375 (14.3/4)	1	22085.222.375	1 Inch X380 (15)	1	22085.254.381
3/4X375 (14.3/4)	1	22085.191.374	7/8X380 (15)	1	22085.222.381	1 Inch X385 (15.1/4)	1	22085.254.387
3/4X380 (15)	1	22085.191.381	7/8X385 (15.1/4)	1	22085.222.382	1 Inch X390 (15.3/8)	1	22085.254.390
3/4X385 (15.1/4)	1	22085.191.387	7/8X390 (15.3/8)	1	22085.222.390	1 Inch X395 (15.1/2)	1	22085.254.393
3/4X390 (15.3/8)	1	22085.191.390	7/8X395 (15.1/2)	1	22085.222.393	1 Inch X400 (15.3/4)	1	22085.254.400
3/4X395 (15.1/2)	1	22085.191.393	7/8X400 (15.3/4)	1	22085.222.400	1 Inch X405 (16)	1	22085.254.406
3/4X400 (15.3/4)	1	22085.191.400	7/8X405 (16)	1	22085.222.406	1 Inch X410 (16.1/8)	1	22085.254.410
3/4X405 (16)	1	22085.191.406	7/8X410 (16.1/8)	1	22085.222.410	1 Inch X415 (16.1/4)	1	22085.254.412
3/4X410 (16.1/8)	1	22085.191.410	7/8X415 (16.1/4)	1	22085.222.412	1 Inch X420 (16.1/2)	1	22085.254.419
3/4X415 (16.1/4)	1	22085.191.412	7/8X420 (16.1/2)	1	22085.222.419	1 Inch X425 (16.3/4)	1	22085.254.425
3/4X420 (16.1/2)	1	22085.191.419	7/8X425 (16.3/4)	1	22085.222.425	1 Inch X430 (17)	1	22085.254.431
3/4X430 (17)	1	22085.191.431	7/8X430 (17)	1	22085.222.431	1 Inch X435 (17.1/8)	1	22085.254.435
3/4X440 (17.1/4)	1	22085.191.438	7/8X440 (17.1/4)	1	22085.222.438	1 Inch X440 (17.1/4)	1	22085.254.438
3/4X450 (17.3/4)	1	22085.191.450	7/8X450 (17.3/4)	1	22085.222.450	1 Inch X445 (17.1/2)	1	22085.254.444
3/4X455 (18)	1	22085.191.457	7/8X455 (18)	1	22085.222.457	1 Inch X450 (17.3/4)	1	22085.254.450
3/4X470 (18.1/2)	1	22085.191.469	7/8X470 (18.1/2)	1	22085.222.469	1 Inch X455 (18)	1	22085.254.457

FABORY

22085 Studbolt with 2 heavy hexagon nuts / Studbolt met 2 zware zeskantmoeren / Goujon fileté avec 2 écrous hexagonaux lourds ←

d x L mm (L Inch)	✉	Art.number	d x L mm (L Inch)	✉	Art.number	d x L mm (L Inch)	✉	Art.number
1 Inch X460 (18.1/8)	1	22085.254.460	1 Inch X505 (19.7/8)	1	22085.254.505	1 Inch X595 (23.1/2)	1	22085.254.596
1 Inch X470 (18.1/2)	1	22085.254.469	1 Inch X515 (20.1/4)	1	22085.254.514	1 Inch X730 (28.3/4)	1	22085.254.730
1 Inch X485 (19)	1	22085.254.482	1 Inch X520 (20.1/2)	1	22085.254.520			

22086 Studbolt with 2 heavy hexagon nuts / Studbolt met 2 zware zeskantmoeren / Goujon fileté avec 2 écrous hexagonaux lourds G09A

Thread 8 Unified National
Material Steel ASTM A193 - ASTM A194
Class Gr.B7M - Gr.2HM
Surface treatment Plain

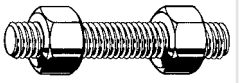

4

d x L mm (L Inch)	✉	Art.number	d x L mm (L Inch)	✉	Art.number	d x L mm (L Inch)	✉	Art.number
1.1/8X100 (4)	1	22086.285.101	1.1/8X440 (17.1/4)	1	22086.285.438	1.1/4X300 (11.3/4)	1	22086.317.298
1.1/8X105 (4.1/8)	1	22086.285.105	1.1/8X445 (17.1/2)	1	22086.285.444	1.1/4X305 (12)	1	22086.317.304
1.1/8X110 (4.1/4)	1	22086.285.107	1.1/8X450 (17.3/4)	1	22086.285.450	1.1/4X310 (12.1/4)	1	22086.317.311
1.1/8X115 (4.1/2)	1	22086.285.114	1.1/8X455 (18)	1	22086.285.457	1.1/4X315 (12.1/2)	1	22086.317.317
1.1/8X120 (4.3/4)	1	22086.285.120	1.1/8X460 (18.1/8)	1	22086.285.460	1.1/4X320 (12.5/8)	1	22086.317.320
1.1/8X125 (5)	1	22086.285.127	1.1/8X465 (18.1/4)	1	22086.285.463	1.1/4X325 (12.3/4)	1	22086.317.323
1.1/8X130 (5.1/8)	1	22086.285.130	1.1/8X470 (18.1/2)	1	22086.285.469	1.1/4X330 (13)	1	22086.317.330
1.1/8X135 (5.1/4)	1	22086.285.133	1.1/8X475 (18.3/4)	1	22086.285.476	1.1/4X335 (13.1/4)	1	22086.317.336
1.1/8X140 (5.1/2)	1	22086.285.139	1.1/8X480 (18.7/8)	1	22086.285.480	1.1/4X340 (13.3/8)	1	22086.317.340
1.1/8X145 (5.3/4)	1	22086.285.146	1.1/8X485 (19)	1	22086.285.482	1.1/4X345 (13.1/2)	1	22086.317.342
1.1/8X150 (6)	1	22086.285.152	1.1/8X490 (19.1/4)	1	22086.285.488	1.1/4X350 (13.3/4)	1	22086.317.349
1.1/8X155 (6.1/8)	1	22086.285.155	1.1/8X495 (19.1/2)	1	22086.285.495	1.1/4X355 (14)	1	22086.317.355
1.1/8X160 (6.1/4)	1	22086.285.158	1.1/8X500 (19.3/4)	1	22086.285.501	1.1/4X360 (14.1/4)	1	22086.317.361
1.1/8X165 (6.1/2)	1	22086.285.165	1.1/8X505 (19.7/8)	1	22086.285.505	1.1/4X365 (14.3/8)	1	22086.317.365
1.1/8X170 (6.3/4)	1	22086.285.171	1.1/8X510 (20)	1	22086.285.508	1.1/4X370 (14.1/2)	1	22086.317.368
1.1/8X175 (6.7/8)	1	22086.285.175	1.1/8X515 (20.1/4)	1	22086.285.514	1.1/4X375 (14.3/4)	1	22086.317.374
1.1/8X180 (7)	1	22086.285.177	1.1/8X520 (20.1/2)	1	22086.285.520	1.1/4X380 (15)	1	22086.317.381
1.1/8X185 (7.1/4)	1	22086.285.184	1.1/8X525 (20.3/4)	1	22086.285.527	1.1/4X385 (15.1/4)	1	22086.317.387
1.1/8X190 (7.1/2)	1	22086.285.190	1.1/8X530 (20.7/8)	1	22086.285.530	1.1/4X390 (15.3/8)	1	22086.317.390
1.1/8X195 (7.3/4)	1	22086.285.196	1.1/8X540 (21.1/4)	1	22086.285.539	1.1/4X395 (15.1/2)	1	22086.317.393
1.1/8X200 (8)	1	22086.285.203	1.1/8X560 (22)	1	22086.285.558	1.1/4X400 (15.3/4)	1	22086.317.400
1.1/8X205 (8.1/8)	1	22086.285.205	1.1/8X570 (22.1/2)	1	22086.285.571	1.1/4X405 (16)	1	22086.317.406
1.1/8X210 (8.1/4)	1	22086.285.209	1.1/8X585 (23)	1	22086.285.584	1.1/4X410 (16.1/8)	1	22086.317.410
1.1/8X215 (8.1/2)	1	22086.285.215	1.1/8X590 (23.1/4)	1	22086.285.590	1.1/4X415 (16.1/4)	1	22086.317.412
1.1/8X220 (8.3/4)	1	22086.285.222	1.1/8X610 (24)	1	22086.285.609	1.1/4X420 (16.1/2)	1	22086.317.419
1.1/8X225 (8.7/8)	1	22086.285.225	1.1/8X620 (24.1/2)	1	22086.285.622	1.1/4X425 (16.3/4)	1	22086.317.425
1.1/8X230 (9)	1	22086.285.228	1.1/8X800 (31.1/2)	1	22086.285.800	1.1/4X430 (17)	1	22086.317.431
1.1/8X235 (9.1/4)	1	22086.285.234				1.1/4X435 (17.1/8)	1	22086.317.435
1.1/8X240 (9.1/2)	1	22086.285.241	1.1/4X100 (4)	1	22086.317.101	1.1/4X440 (17.1/4)	1	22086.317.438
1.1/8X245 (9.5/8)	1	22086.285.245	1.1/4X105 (4.1/8)	1	22086.317.105	1.1/4X445 (17.1/2)	1	22086.317.444
1.1/8X250 (9.3/4)	1	22086.285.247	1.1/4X110 (4.1/4)	1	22086.317.107	1.1/4X450 (17.3/4)	1	22086.317.450
1.1/8X255 (10)	1	22086.285.254	1.1/4X115 (4.1/2)	1	22086.317.114	1.1/4X450 (18)	1	22086.317.457
1.1/8X260 (10.1/4)	1	22086.285.260	1.1/4X120 (4.3/4)	1	22086.317.120	1.1/4X460 (18.1/4)	1	22086.317.460
1.1/8X265 (10.1/2)	1	22086.285.266	1.1/4X125 (5)	1	22086.317.127	1.1/4X470 (18.1/4)	1	22086.317.463
1.1/8X270 (10.5/8)	1	22086.285.270	1.1/4X130 (5.1/8)	1	22086.317.130	1.1/4X470 (18.1/2)	1	22086.317.469
1.1/8X275 (10.3/4)	1	22086.285.273	1.1/4X135 (5.1/4)	1	22086.317.133	1.1/4X475 (18.3/4)	1	22086.317.476
1.1/8X280 (11)	1	22086.285.279	1.1/4X140 (5.1/2)	1	22086.317.139	1.1/4X480 (18.7/8)	1	22086.317.480
1.1/8X285 (11.1/4)	1	22086.285.285	1.1/4X145 (5.3/4)	1	22086.317.146	1.1/4X485 (19)	1	22086.317.482
1.1/8X290 (11.3/8)	1	22086.285.290	1.1/4X150 (6)	1	22086.317.152	1.1/4X490 (19.1/4)	1	22086.317.488
1.1/8X295 (11.1/2)	1	22086.285.292	1.1/4X155 (6.1/8)	1	22086.317.155	1.1/4X495 (19.1/2)	1	22086.317.495
1.1/8X300 (11.3/4)	1	22086.285.298	1.1/4X160 (6.1/4)	1	22086.317.158	1.1/4X500 (19.3/4)	1	22086.317.501
1.1/8X305 (12)	1	22086.285.304	1.1/4X165 (6.1/2)	1	22086.317.165	1.1/4X510 (20)	1	22086.317.508
1.1/8X310 (12.1/4)	1	22086.285.311	1.1/4X170 (6.3/4)	1	22086.317.171	1.1/4X520 (20.1/2)	1	22086.317.520
1.1/8X315 (12.1/2)	1	22086.285.317	1.1/4X175 (6.7/8)	1	22086.317.175	1.1/4X530 (20.7/8)	1	22086.317.530
1.1/8X320 (12.5/8)	1	22086.285.320	1.1/4X180 (7)	1	22086.317.177	1.1/4X540 (21.1/4)	1	22086.317.539
1.1/8X325 (12.3/4)	1	22086.285.323	1.1/4X185 (7.1/4)	1	22086.317.184	1.1/4X550 (21.3/4)	1	22086.317.550
1.1/8X330 (13)	1	22086.285.330	1.1/4X190 (7.1/2)	1	22086.317.190	1.1/4X560 (22)	1	22086.317.558
1.1/8X335 (13.1/4)	1	22086.285.336	1.1/4X195 (7.3/4)	1	22086.317.196	1.1/4X600 (23.5/8)	1	22086.317.600
1.1/8X340 (13.3/8)	1	22086.285.340	1.1/4X200 (8)	1	22086.317.203	1.1/4X610 (24)	1	22086.317.609
1.1/8X345 (13.1/2)	1	22086.285.342	1.1/4X205 (8.1/8)	1	22086.317.205	1.1/4X630 (24.3/4)	1	22086.317.628
1.1/8X350 (13.3/4)	1	22086.285.349	1.1/4X210 (8.1/4)	1	22086.317.209	1.1/4X650 (25.5/8)	1	22086.317.650
1.1/8X355 (14)	1	22086.285.355	1.1/4X215 (8.1/2)	1	22086.317.215	1.1/4X665 (26.1/4)	1	22086.317.666
1.1/8X360 (14.1/4)	1	22086.285.361	1.1/4X220 (8.3/4)	1	22086.317.222	1.1/4X690 (27.1/8)	1	22086.317.690
1.1/8X365 (14.3/8)	1	22086.285.365	1.1/4X225 (8.7/8)	1	22086.317.225	1.1/4X700 (27.1/2)	1	22086.317.698
1.1/8X370 (14.1/2)	1	22086.285.368	1.1/4X230 (9)	1	22086.317.228			
1.1/8X375 (14.3/4)	1	22086.285.374	1.1/4X235 (9.1/4)	1	22086.317.234	1.3/8X150 (6)	1	22086.349.152
1.1/8X380 (15)	1	22086.285.381	1.1/4X240 (9.1/2)	1	22086.317.241	1.3/8X155 (6.1/8)	1	22086.349.155
1.1/8X385 (15.1/4)	1	22086.285.387	1.1/4X245 (9.5/8)	1	22086.317.245	1.3/8X160 (6.1/4)	1	22086.349.158
1.1/8X390 (15.3/8)	1	22086.285.390	1.1/4X250 (9.3/4)	1	22086.317.247	1.3/8X165 (6.1/2)	1	22086.349.165
1.1/8X395 (15.1/2)	1	22086.285.393	1.1/4X255 (10)	1	22086.317.254	1.3/8X170 (6.3/4)	1	22086.349.171
1.1/8X400 (15.3/4)	1	22086.285.400	1.1/4X260 (10.1/4)	1	22086.317.260	1.3/8X175 (6.7/8)	1	22086.349.175
1.1/8X405 (16)	1	22086.285.406	1.1/4X265 (10.1/2)	1	22086.317.266	1.3/8X180 (7)	1	22086.349.177
1.1/8X410 (16.1/8)	1	22086.285.410	1.1/4X270 (10.5/8)	1	22086.317.270	1.3/8X185 (7.1/4)	1	22086.349.184
1.1/8X415 (16.1/4)	1	22086.285.412	1.1/4X275 (10.3/4)	1	22086.317.273	1.3/8X190 (7.1/2)	1	22086.349.190
1.1/8X420 (16.1/2)	1	22086.285.419	1.1/4X280 (11)	1	22086.317.279	1.3/8X195 (7.3/4)	1	22086.349.196
1.1/8X425 (16.3/4)	1	22086.285.425	1.1/4X285 (11.1/4)	1	22086.317.285	1.3/8X200 (8)	1	22086.349.203
1.1/8X430 (17)	1	22086.285.431	1.1/4X290 (11.3/8)	1	22086.317.290	1.3/8X205 (8.1/8)	1	22086.349.205
1.1/8X435 (17.1/8)	1	22086.285.435	1.1/4X295 (11.1/2)	1	22086.317.292	1.3/8X210 (8.1/4)	1	22086.349.209

22086 Studbolt with 2 heavy hexagon nuts / Studbolt met 2 zware zeskantmoeren / Goujon fileté avec 2 écrous hexagonaux lourds ←

d x L mm (L Inch)	✉	Art.number	d x L mm (L Inch)	✉	Art.number	d x L mm (L Inch)	✉	Art.number
1.3/8X215 (8.1/2)	1	22086.349.215	1.1/2X220 (8.3/4)	1	22086.381.222	1.5/8X355 (14)	1	22086.412.355
1.3/8X220 (8.3/4)	1	22086.349.222	1.1/2X225 (8.7/8)	1	22086.381.225	1.5/8X360 (14.1/4)	1	22086.412.361
1.3/8X225 (8.7/8)	1	22086.349.225	1.1/2X230 (9)	1	22086.381.228	1.5/8X365 (14.3/8)	1	22086.412.365
1.3/8X230 (9)	1	22086.349.228	1.1/2X235 (9.1/4)	1	22086.381.234	1.5/8X370 (14.1/2)	1	22086.412.368
1.3/8X235 (9.1/4)	1	22086.349.234	1.1/2X240 (9.1/2)	1	22086.381.241	1.5/8X375 (14.3/4)	1	22086.412.374
1.3/8X240 (9.1/2)	1	22086.349.241	1.1/2X245 (9.5/8)	1	22086.381.245	1.5/8X380 (15)	1	22086.412.381
1.3/8X245 (9.5/8)	1	22086.349.245	1.1/2X250 (9.3/4)	1	22086.381.247	1.5/8X385 (15.1/4)	1	22086.412.387
1.3/8X250 (9.3/4)	1	22086.349.247	1.1/2X255 (10)	1	22086.381.254	1.5/8X390 (15.3/8)	1	22086.412.390
1.3/8X255 (10)	1	22086.349.254	1.1/2X260 (10.1/4)	1	22086.381.260	1.5/8X395 (15.1/2)	1	22086.412.393
1.3/8X260 (10.1/4)	1	22086.349.260	1.1/2X265 (10.1/2)	1	22086.381.266	1.5/8X400 (15.3/4)	1	22086.412.400
1.3/8X265 (10.1/2)	1	22086.349.266	1.1/2X270 (10.5/8)	1	22086.381.270	1.5/8X405 (16)	1	22086.412.406
1.3/8X270 (10.5/8)	1	22086.349.270	1.1/2X275 (10.3/4)	1	22086.381.273	1.5/8X410 (16.1/8)	1	22086.412.410
1.3/8X275 (10.3/4)	1	22086.349.273	1.1/2X280 (11)	1	22086.381.279	1.5/8X415 (16.1/4)	1	22086.412.412
1.3/8X280 (11)	1	22086.349.279	1.1/2X285 (11.1/4)	1	22086.381.285	1.5/8X420 (16.1/2)	1	22086.412.419
1.3/8X285 (11.1/4)	1	22086.349.285	1.1/2X290 (11.3/8)	1	22086.381.290	1.5/8X425 (16.3/4)	1	22086.412.425
1.3/8X290 (11.3/8)	1	22086.349.290	1.1/2X295 (11.1/2)	1	22086.381.292	1.5/8X430 (17)	1	22086.412.431
1.3/8X295 (11.1/2)	1	22086.349.292	1.1/2X300 (11.3/4)	1	22086.381.298	1.5/8X435 (17.1/8)	1	22086.412.435
1.3/8X300 (11.3/4)	1	22086.349.298	1.1/2X305 (12)	1	22086.381.304	1.5/8X440 (17.1/4)	1	22086.412.438
1.3/8X305 (12)	1	22086.349.304	1.1/2X310 (12.1/4)	1	22086.381.311	1.5/8X445 (17.1/2)	1	22086.412.444
1.3/8X310 (12.1/4)	1	22086.349.311	1.1/2X315 (12.1/2)	1	22086.381.317	1.5/8X450 (17.3/4)	1	22086.412.450
1.3/8X315 (12.1/2)	1	22086.349.317	1.1/2X320 (12.5/8)	1	22086.381.320	1.5/8X495 (19.1/2)	1	22086.412.495
1.3/8X320 (12.5/8)	1	22086.349.320	1.1/2X325 (12.3/4)	1	22086.381.323	1.5/8X500 (19.3/4)	1	22086.412.501
1.3/8X325 (12.3/4)	1	22086.349.323	1.1/2X330 (13)	1	22086.381.330	1.5/8X530 (20.7/8)	1	22086.412.530
1.3/8X330 (13)	1	22086.349.330	1.1/2X335 (13.1/4)	1	22086.381.336	1.5/8X545 (21.1/2)	1	22086.412.546
1.3/8X335 (13.1/4)	1	22086.349.336	1.1/2X340 (13.3/8)	1	22086.381.340	1.5/8X685 (27)	1	22086.412.685
1.3/8X340 (13.3/8)	1	22086.349.340	1.1/2X345 (13.1/2)	1	22086.381.342			
1.3/8X345 (13.1/2)	1	22086.349.342	1.1/2X350 (13.3/4)	1	22086.381.349	1.3/4X155 (6.1/8)	1	22086.444.155
1.3/8X350 (13.3/4)	1	22086.349.349	1.1/2X355 (14)	1	22086.381.355	1.3/4X180 (7)	1	22086.444.177
1.3/8X355 (14)	1	22086.349.355	1.1/2X360 (14.1/4)	1	22086.381.361	1.3/4X200 (8)	1	22086.444.203
1.3/8X360 (14.1/4)	1	22086.349.361	1.1/2X365 (14.3/8)	1	22086.381.365	1.3/4X205 (8.1/8)	1	22086.444.205
1.3/8X365 (14.3/8)	1	22086.349.365	1.1/2X370 (14.1/2)	1	22086.381.368	1.3/4X210 (8.1/4)	1	22086.444.209
1.3/8X370 (14.1/2)	1	22086.349.368	1.1/2X375 (14.3/4)	1	22086.381.374	1.3/4X215 (8.1/2)	1	22086.444.215
1.3/8X375 (14.3/4)	1	22086.349.374	1.1/2X380 (15)	1	22086.381.381	1.3/4X220 (8.3/4)	1	22086.444.222
1.3/8X380 (15)	1	22086.349.381	1.1/2X385 (15.1/4)	1	22086.381.387	1.3/4X225 (8.7/8)	1	22086.444.225
1.3/8X385 (15.1/4)	1	22086.349.387	1.1/2X390 (15.3/8)	1	22086.381.390	1.3/4X230 (9)	1	22086.444.228
1.3/8X390 (15.3/8)	1	22086.349.390	1.1/2X395 (15.1/2)	1	22086.381.393	1.3/4X235 (9.1/4)	1	22086.444.234
1.3/8X395 (15.1/2)	1	22086.349.393	1.1/2X400 (15.3/4)	1	22086.381.400	1.3/4X240 (9.1/2)	1	22086.444.241
1.3/8X400 (15.3/4)	1	22086.349.400	1.1/2X405 (16)	1	22086.381.406	1.3/4X245 (9.5/8)	1	22086.444.245
1.3/8X405 (16)	1	22086.349.406	1.1/2X410 (16.1/8)	1	22086.381.410	1.3/4X250 (9.3/4)	1	22086.444.247
1.3/8X410 (16.1/8)	1	22086.349.410	1.1/2X415 (16.1/4)	1	22086.381.412	1.3/4X255 (10)	1	22086.444.254
1.3/8X415 (16.1/4)	1	22086.349.412	1.1/2X420 (16.1/2)	1	22086.381.419	1.3/4X260 (10.1/4)	1	22086.444.260
1.3/8X420 (16.1/2)	1	22086.349.419	1.1/2X430 (17)	1	22086.381.431	1.3/4X265 (10.1/2)	1	22086.444.266
1.3/8X425 (16.3/4)	1	22086.349.425	1.1/2X440 (17.1/4)	1	22086.381.438	1.3/4X270 (10.5/8)	1	22086.444.270
1.3/8X430 (17)	1	22086.349.431	1.1/2X450 (17.3/4)	1	22086.381.450	1.3/4X275 (10.3/4)	1	22086.444.273
1.3/8X435 (17.1/8)	1	22086.349.435	1.1/2X455 (18)	1	22086.381.457	1.3/4X280 (11)	1	22086.444.279
1.3/8X440 (17.1/4)	1	22086.349.438	1.1/2X460 (18.1/8)	1	22086.381.460	1.3/4X285 (11.1/4)	1	22086.444.285
1.3/8X445 (17.1/2)	1	22086.349.444	1.1/2X480 (18.7/8)	1	22086.381.480	1.3/4X290 (11.3/8)	1	22086.444.290
1.3/8X450 (17.3/4)	1	22086.349.450	1.1/2X490 (19.1/4)	1	22086.381.488	1.3/4X295 (11.1/2)	1	22086.444.292
1.3/8X455 (18)	1	22086.349.457	1.1/2X500 (19.3/4)	1	22086.381.501	1.3/4X300 (11.3/4)	1	22086.444.298
1.3/8X460 (18.1/8)	1	22086.349.460	1.1/2X510 (20)	1	22086.381.508	1.3/4X305 (12)	1	22086.444.304
1.3/8X465 (18.1/4)	1	22086.349.463	1.1/2X525 (20.3/4)	1	22086.381.527	1.3/4X310 (12.1/4)	1	22086.444.311
1.3/8X470 (18.1/2)	1	22086.349.469	1.1/2X530 (20.7/8)	1	22086.381.530	1.3/4X315 (12.1/2)	1	22086.444.317
1.3/8X475 (18.3/4)	1	22086.349.476	1.1/2X545 (21.1/2)	1	22086.381.546	1.3/4X320 (12.5/8)	1	22086.444.320
1.3/8X480 (18.7/8)	1	22086.349.480	1.1/2X550 (21.3/4)	1	22086.381.552	1.3/4X325 (12.3/4)	1	22086.444.323
1.3/8X485 (19)	1	22086.349.482	1.1/2X560 (22)	1	22086.381.558	1.3/4X330 (13)	1	22086.444.330
1.3/8X490 (19.1/4)	1	22086.349.488	1.1/2X565 (22.1/4)	1	22086.381.565	1.3/4X335 (13.1/4)	1	22086.444.336
1.3/8X495 (19.1/2)	1	22086.349.495	1.1/2X600 (23.5/8)	1	22086.381.600	1.3/4X340 (13.3/8)	1	22086.444.340
1.3/8X500 (19.3/4)	1	22086.349.501	1.1/2X700 (27.1/2)	1	22086.381.698	1.3/4X345 (13.1/2)	1	22086.444.342
1.3/8X520 (20.1/2)	1	22086.349.520	1.1/2X810 (32)	1	22086.381.812	1.3/4X350 (13.3/4)	1	22086.444.349
1.3/8X530 (20.7/8)	1	22086.349.530				1.3/4X355 (14)	1	22086.444.355
1.3/8X535 (21)	1	22086.349.533	1.5/8X180 (7)	1	22086.412.177	1.3/4X360 (14.1/4)	1	22086.444.361
1.3/8X545 (21.1/2)	1	22086.349.546	1.5/8X180 (7.1/2)	1	22086.412.190	1.3/4X365 (14.3/8)	1	22086.444.365
1.3/8X550 (21.3/4)	1	22086.349.552	1.5/8X255 (10)	1	22086.412.254	1.3/4X370 (14.1/2)	1	22086.444.368
1.3/8X555 (21.7/8)	1	22086.349.555	1.5/8X260 (10.1/4)	1	22086.412.260	1.3/4X375 (14.3/4)	1	22086.444.374
1.3/8X575 (22.3/4)	1	22086.349.577	1.5/8X265 (10.1/2)	1	22086.412.266	1.3/4X380 (15)	1	22086.444.381
1.3/8X610 (24)	1	22086.349.609	1.5/8X270 (10.5/8)	1	22086.412.270	1.3/4X385 (15.1/4)	1	22086.444.387
1.3/8X670 (26.3/8)	1	22086.349.670	1.5/8X275 (10.3/4)	1	22086.412.273	1.3/4X390 (15.3/8)	1	22086.444.390
1.3/8X685 (27)	1	22086.349.685	1.5/8X280 (11)	1	22086.412.279	1.3/4X395 (15.1/2)	1	22086.444.393
			1.5/8X285 (11.1/4)	1	22086.412.285	1.3/4X400 (15.3/4)	1	22086.444.400
1.1/2X140 (5.1/2)	1	22086.381.139	1.5/8X290 (11.3/8)	1	22086.412.290	1.3/4X405 (16)	1	22086.444.406
1.1/2X145 (5.3/4)	1	22086.381.146	1.5/8X295 (11.1/2)	1	22086.412.292	1.3/4X410 (16.1/8)	1	22086.444.410
1.1/2X150 (6)	1	22086.381.152	1.5/8X300 (11.3/4)	1	22086.412.298	1.3/4X415 (16.1/4)	1	22086.444.412
1.1/2X165 (6.1/2)	1	22086.381.165	1.5/8X305 (12)	1	22086.412.304	1.3/4X420 (16.1/2)	1	22086.444.419
1.1/2X170 (6.3/4)	1	22086.381.171	1.5/8X310 (12.1/4)	1	22086.412.311	1.3/4X425 (16.3/4)	1	22086.444.425
1.1/2X180 (7)	1	22086.381.177	1.5/8X315 (12.1/2)	1	22086.412.317	1.3/4X430 (17)	1	22086.444.431
1.1/2X185 (7.1/4)	1	22086.381.184	1.5/8X320 (12.5/8)	1	22086.412.320	1.3/4X435 (17.1/8)	1	22086.444.435
1.1/2X190 (7.1/2)	1	22086.381.190	1.5/8X325 (12.3/4)	1	22086.412.323	1.3/4X440 (17.1/4)	1	22086.444.438
1.1/2X195 (7.3/4)	1	22086.381.196	1.5/8X330 (13)	1	22086.412.330	1.3/4X445 (17.1/2)	1	22086.444.444
1.1/2X200 (8)	1	22086.381.203	1.5/8X335 (13.1/4)	1	22086.412.336	1.3/4X450 (17.3/4)	1	22086.444.450
1.1/2X205 (8.1/8)	1	22086.381.205	1.5/8X340 (13.3/8)	1	22086.412.340	1.3/4X455 (18)	1	22086.444.457
1.1/2X210 (8.1/4)	1	22086.381.209	1.5/8X345 (13.1/2)	1	22086.412.342	1.3/4X460 (18.1/8)	1	22086.444.460
1.1/2X215 (8.1/2)	1	22086.381.215	1.5/8X350 (13.3/4)	1	22086.412.349	1.3/4X470 (18.1/2)	1	22086.444.469

22086 Studbolt with 2 heavy hexagon nuts / Studbolt met 2 zware zeskantmoeren / Goujon fileté avec 2 écrous hexagonaux lourds

d x L mm (L Inch)	✉	Art.number	d x L mm (L Inch)	✉	Art.number	d x L mm (L Inch)	✉	Art.number
1.3/4X480 (18.7/8)	1	22086.444.480				2.1/4X465 (18.1/4)	1	22086.571.463
1.3/4X485 (19)	1	22086.444.482	2 Inch X205 (8.1/8)	1	22086.508.205	2.1/4X470 (18.1/2)	1	22086.571.469
1.3/4X490 (19.1/4)	1	22086.444.488	2 Inch X255 (10)	1	22086.508.254	2.1/4X485 (19)	1	22086.571.482
1.3/4X495 (19.1/2)	1	22086.444.495	2 Inch X270 (10.5/8)	1	22086.508.270	2.1/4X510 (20)	1	22086.571.508
1.3/4X500 (19.3/4)	1	22086.444.501	2 Inch X305 (12)	1	22086.508.304	2.1/4X520 (20.1/2)	1	22086.571.520
1.3/4X520 (20.1/2)	1	22086.444.520	2 Inch X310 (12.1/4)	1	22086.508.311	2.1/4X550 (21.3/4)	1	22086.571.552
1.3/4X570 (22.1/2)	1	22086.444.571	2 Inch X315 (12.1/2)	1	22086.508.317	2.1/4X580 (22.7/8)	1	22086.571.580
1.3/4X580 (22.7/8)	1	22086.444.580	2 Inch X320 (12.5/8)	1	22086.508.320	2.1/4X585 (23)	1	22086.571.584
1.3/4X595 (23.1/2)	1	22086.444.596	2 Inch X325 (12.3/4)	1	22086.508.323	2.1/4X590 (23.1/4)	1	22086.571.590
1.3/4X600 (23.5/8)	1	22086.444.600	2 Inch X330 (13)	1	22086.508.330	2.1/4X600 (23.5/8)	1	22086.571.600
1.3/4X610 (24)	1	22086.444.609	2 Inch X335 (13.1/4)	1	22086.508.336	2.1/4X695 (27.3/8)	1	22086.571.695
1.3/4X650 (25.5/8)	1	22086.444.650	2 Inch X340 (13.3/8)	1	22086.508.340	2.1/4X700 (27.1/2)	1	22086.571.698
1.3/4X685 (27)	1	22086.444.685	2 Inch X345 (13.1/2)	1	22086.508.342	2.1/4X870 (34.1/4)	1	22086.571.869
1.3/4X710 (28)	1	22086.444.711	2 Inch X350 (13.3/4)	1	22086.508.349			
			2 Inch X355 (14)	1	22086.508.355	2.1/2X380 (15)	1	22086.635.381
1.7/8X255 (10)	1	22086.476.254	2 Inch X360 (14.1/4)	1	22086.508.361	2.1/2X405 (16)	1	22086.635.406
1.7/8X280 (11)	1	22086.476.279	2 Inch X365 (14.3/8)	1	22086.508.365	2.1/2X435 (17.1/8)	1	22086.635.435
1.7/8X305 (12)	1	22086.476.304	2 Inch X370 (14.1/2)	1	22086.508.368	2.1/2X440 (17.1/4)	1	22086.635.438
1.7/8X310 (12.1/4)	1	22086.476.311	2 Inch X375 (14.3/4)	1	22086.508.374	2.1/2X445 (17.1/2)	1	22086.635.444
1.7/8X315 (12.1/2)	1	22086.476.317	2 Inch X380 (15)	1	22086.508.381	2.1/2X470 (18.1/2)	1	22086.635.469
1.7/8X320 (12.5/8)	1	22086.476.320	2 Inch X385 (15.1/4)	1	22086.508.387	2.1/2X485 (19)	1	22086.635.482
1.7/8X325 (12.3/4)	1	22086.476.323	2 Inch X390 (15.3/8)	1	22086.508.390	2.1/2X490 (19.1/4)	1	22086.635.488
1.7/8X330 (13)	1	22086.476.330	2 Inch X395 (15.1/2)	1	22086.508.393	2.1/2X495 (19.1/2)	1	22086.635.495
1.7/8X335 (13.1/4)	1	22086.476.336	2 Inch X400 (15.3/4)	1	22086.508.400	2.1/2X510 (20)	1	22086.635.508
1.7/8X340 (13.3/8)	1	22086.476.340	2 Inch X405 (16)	1	22086.508.406	2.1/2X520 (20.1/2)	1	22086.635.520
1.7/8X345 (13.1/2)	1	22086.476.342	2 Inch X410 (16.1/8)	1	22086.508.410	2.1/2X530 (20.7/8)	1	22086.635.530
1.7/8X350 (13.3/4)	1	22086.476.349	2 Inch X415 (16.1/4)	1	22086.508.412	2.1/2X535 (21)	1	22086.635.533
1.7/8X355 (14)	1	22086.476.355	2 Inch X420 (16.1/2)	1	22086.508.419	2.1/2X545 (21.1/2)	1	22086.635.546
1.7/8X360 (14.1/4)	1	22086.476.361	2 Inch X425 (16.3/4)	1	22086.508.425	2.1/2X560 (22)	1	22086.635.558
1.7/8X365 (14.3/8)	1	22086.476.365	2 Inch X430 (17)	1	22086.508.431	2.1/2X570 (22.1/2)	1	22086.635.571
1.7/8X370 (14.1/2)	1	22086.476.368	2 Inch X435 (17.1/8)	1	22086.508.435	2.1/2X585 (23)	1	22086.635.584
1.7/8X375 (14.3/4)	1	22086.476.374	2 Inch X440 (17.1/4)	1	22086.508.438	2.1/2X590 (23.1/4)	1	22086.635.590
1.7/8X380 (15)	1	22086.476.381	2 Inch X445 (17.1/2)	1	22086.508.444	2.1/2X600 (23.5/8)	1	22086.635.600
1.7/8X385 (15.1/4)	1	22086.476.387	2 Inch X450 (17.3/4)	1	22086.508.450	2.1/2X630 (24.3/4)	1	22086.635.628
1.7/8X390 (15.3/8)	1	22086.476.390	2 Inch X455 (18)	1	22086.508.457	2.1/2X650 (25.5/8)	1	22086.635.650
1.7/8X395 (15.1/2)	1	22086.476.393	2 Inch X460 (18.1/8)	1	22086.508.460	2.1/2X730 (28.3/4)	1	22086.635.730
1.7/8X400 (15.3/4)	1	22086.476.400	2 Inch X465 (18.1/4)	1	22086.508.463	2.1/2X780 (30.3/4)	1	22086.635.781
1.7/8X405 (16)	1	22086.476.406	2 Inch X470 (18.1/2)	1	22086.508.469	2.1/2X805 (31.3/4)	1	22086.635.806
1.7/8X410 (16.1/8)	1	22086.476.410	2 Inch X475 (18.3/4)	1	22086.508.476	2.1/2X845 (33.1/4)	1	22086.635.844
1.7/8X415 (16.1/4)	1	22086.476.412	2 Inch X480 (18.7/8)	1	22086.508.480	2.1/2X890 (35)	1	22086.635.889
1.7/8X420 (16.1/2)	1	22086.476.419	2 Inch X485 (19)	1	22086.508.482	2.1/2X950 (37.3/8)	1	22086.635.950
1.7/8X425 (16.3/4)	1	22086.476.425	2 Inch X490 (19.1/4)	1	22086.508.488			
1.7/8X430 (17)	1	22086.476.431	2 Inch X495 (19.1/2)	1	22086.508.495	2.3/4X450 (17.3/4)	1	22086.698.450
1.7/8X435 (17.1/8)	1	22086.476.435	2 Inch X500 (19.3/4)	1	22086.508.501	2.3/4X500 (19.3/4)	1	22086.698.501
1.7/8X440 (17.1/4)	1	22086.476.438	2 Inch X510 (20)	1	22086.508.508	2.3/4X520 (20.1/2)	1	22086.698.520
1.7/8X445 (17.1/2)	1	22086.476.444	2 Inch X550 (21.3/4)	1	22086.508.552	2.3/4X535 (21)	1	22086.698.533
1.7/8X450 (17.3/4)	1	22086.476.450	2 Inch X565 (22.1/4)	1	22086.508.565	2.3/4X600 (23.5/8)	1	22086.698.600
1.7/8X455 (18)	1	22086.476.457	2 Inch X600 (23.5/8)	1	22086.508.600	2.3/4X630 (24.3/4)	1	22086.698.628
1.7/8X460 (18.1/8)	1	22086.476.460	2 Inch X650 (25.5/8)	1	22086.508.650	2.3/4X660 (26)	1	22086.698.660
1.7/8X465 (18.1/4)	1	22086.476.463	2 Inch X655 (25.3/4)	1	22086.508.654	2.3/4X690 (27.1/4)	1	22086.698.692
1.7/8X470 (18.1/2)	1	22086.476.469	2 Inch X660 (26)	1	22086.508.660	2.3/4X710 (28)	1	22086.698.711
1.7/8X475 (18.3/4)	1	22086.476.476	2 Inch X670 (26.3/8)	1	22086.508.670	2.3/4X720 (28.3/8)	1	22086.698.720
1.7/8X480 (18.7/8)	1	22086.476.480	2 Inch X680 (26.3/4)	1	22086.508.679	2.3/4X730 (28.3/4)	1	22086.698.730
1.7/8X485 (19)	1	22086.476.482	2 Inch X690 (27.1/4)	1	22086.508.692			
1.7/8X490 (19.1/4)	1	22086.476.488	2 Inch X700 (27.1/2)	1	22086.508.698	3 Inch X355 (14)	1	22086.762.355
1.7/8X495 (19.1/2)	1	22086.476.495	2 Inch X740 (29.1/4)	1	22086.508.742	3 Inch X475 (18.3/4)	1	22086.762.476
1.7/8X500 (19.3/4)	1	22086.476.501	2 Inch X750 (29.1/2)	1	22086.508.749	3 Inch X585 (23)	1	22086.762.584
1.7/8X510 (20)	1	22086.476.508	2 Inch X755 (29.3/4)	1	22086.508.755	3 Inch X590 (23.1/4)	1	22086.762.590
1.7/8X555 (21.7/8)	1	22086.476.555				3 Inch X650 (25.5/8)	1	22086.762.650
1.7/8X560 (22)	1	22086.476.558	2.1/4X280 (11)	1	22086.571.279	3 Inch X660 (26)	1	22086.762.660
1.7/8X565 (22.1/4)	1	22086.476.565	2.1/4X375 (14.3/4)	1	22086.571.374	3 Inch X700 (27.1/2)	1	22086.762.698
1.7/8X600 (23.5/8)	1	22086.476.600	2.1/4X390 (15.3/8)	1	22086.571.390	3 Inch X710 (28)	1	22086.762.711
1.7/8X620 (24.1/2)	1	22086.476.622	2.1/4X405 (16)	1	22086.571.406	3 Inch X735 (29)	1	22086.762.736
1.7/8X675 (26.1/2)	1	22086.476.673	2.1/4X425 (16.3/4)	1	22086.571.425	3 Inch X800 (31.1/2)	1	22086.762.800
1.7/8X685 (27)	1	22086.476.685	2.1/4X430 (17)	1	22086.571.431	3 Inch X850 (33.1/2)	1	22086.762.850

22325 Studbolt with 2 heavy hexagon nuts / Studbolt met 2 zware zeskantmoeren / Goujon fileté avec 2 écrous hexagonaux lourds G10A

Thread Unified National Coarse
Material Steel ASTM A320 - ASTM A194
Class Gr.L7 - Gr.7
Surface treatment Plain

RoHS

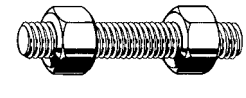

d x L mm (L Inch)	✉	Art.number	d x L mm (L Inch)	✉	Art.number	d x L mm (L Inch)	✉	Art.number
3/8X100 (4)	1	22325.096.101	1/2X50 (2)	1	22325.127.050	1/2X80 (3.1/4)	1	22325.127.082
3/8X175 (6.7/8)	1	22325.096.175	1/2X55 (2.1/4)	1	22325.127.057	1/2X85 (3.3/8)	1	22325.127.085
3/8X185 (7.1/4)	1	22325.096.184	1/2X60 (2.3/8)	1	22325.127.060	1/2X90 (3.1/2)	1	22325.127.088
			1/2X65 (2.1/2)	1	22325.127.063	1/2X95 (3.3/4)	1	22325.127.095
1/2X40 (1.1/2)	1	22325.127.038	1/2X70 (2.3/4)	1	22325.127.069	1/2X100 (4)	1	22325.127.101
1/2X45 (1.3/4)	1	22325.127.044	1/2X75 (3)	1	22325.127.076	1/2X105 (4.1/8)	1	22325.127.105

22325 Studbolt with 2 heavy hexagon nuts / Studbolt met 2 zware zeskantmoeren / Goujon fileté avec 2 écrous hexagonaux lourds ←

d x L mm (L Inch)	✉	Art.number	d x L mm (L Inch)	✉	Art.number	d x L mm (L Inch)	✉	Art.number
1/2X110 (4.1/4)	1	22325.127.107	5/8X325 (12.3/4)	1	22325.158.323	3/4X420 (16.1/2)	1	22325.191.419
1/2X115 (4.1/2)	1	22325.127.114	5/8X330 (13)	1	22325.158.330	3/4X430 (17)	1	22325.191.431
1/2X120 (4.3/4)	1	22325.127.120	5/8X335 (13.1/4)	1	22325.158.336	3/4X440 (17.1/4)	1	22325.191.438
1/2X125 (5)	1	22325.127.127	5/8X340 (13.3/8)	1	22325.158.340	3/4X450 (17.3/4)	1	22325.191.450
1/2X130 (5.1/8)	1	22325.127.130	5/8X370 (14.1/2)	1	22325.158.368	3/4X455 (18)	1	22325.191.457
1/2X135 (5.1/4)	1	22325.127.133	5/8X375 (14.3/4)	1	22325.158.374	3/4X470 (18.1/2)	1	22325.191.469
1/2X140 (5.1/2)	1	22325.127.139	5/8X385 (15.1/4)	1	22325.158.387	3/4X480 (18.7/8)	1	22325.191.480
1/2X145 (5.3/4)	1	22325.127.146				3/4X485 (19)	1	22325.191.482
1/2X150 (6)	1	22325.127.152	3/4X50 (2)	1	22325.191.050	3/4X580 (22.7/8)	1	22325.191.580
1/2X155 (6.1/8)	1	22325.127.155	3/4X55 (2.1/4)	1	22325.191.057	3/4X625 (24.5/8)	1	22325.191.625
1/2X160 (6.1/4)	1	22325.127.158	3/4X60 (2.3/8)	1	22325.191.060			
1/2X165 (6.1/2)	1	22325.127.165	3/4X65 (2.1/2)	1	22325.191.063	7/8X70 (2.3/4)	1	22325.222.069
1/2X170 (6.3/4)	1	22325.127.171	3/4X70 (2.3/4)	1	22325.191.069	7/8X75 (3)	1	22325.222.076
1/2X175 (6.7/8)	1	22325.127.175	3/4X75 (3)	1	22325.191.076	7/8X80 (3.1/4)	1	22325.222.082
1/2X180 (7)	1	22325.127.177	3/4X80 (3.1/4)	1	22325.191.082	7/8X85 (3.3/8)	1	22325.222.085
1/2X185 (7.1/4)	1	22325.127.184	3/4X85 (3.3/8)	1	22325.191.085	7/8X90 (3.1/2)	1	22325.222.088
1/2X190 (7.1/2)	1	22325.127.190	3/4X90 (3.1/2)	1	22325.191.088	7/8X95 (3.3/4)	1	22325.222.095
1/2X195 (7.3/4)	1	22325.127.196	3/4X95 (3.3/4)	1	22325.191.095	7/8X100 (4)	1	22325.222.101
1/2X200 (8)	1	22325.127.203	3/4X100 (4)	1	22325.191.101	7/8X105 (4.1/8)	1	22325.222.105
1/2X205 (8.1/8)	1	22325.127.205	3/4X105 (4.1/8)	1	22325.191.105	7/8X110 (4.1/4)	1	22325.222.107
1/2X210 (8.1/4)	1	22325.127.209	3/4X110 (4.1/4)	1	22325.191.107	7/8X115 (4.1/2)	1	22325.222.114
1/2X225 (8.7/8)	1	22325.127.225	3/4X115 (4.1/2)	1	22325.191.114	7/8X120 (4.3/4)	1	22325.222.120
1/2X250 (9.3/4)	1	22325.127.247	3/4X120 (4.3/4)	1	22325.191.120	7/8X125 (5)	1	22325.222.127
1/2X280 (11)	1	22325.127.279	3/4X125 (5)	1	22325.191.127	7/8X130 (5.1/8)	1	22325.222.130
			3/4X130 (5.1/8)	1	22325.191.130	7/8X135 (5.1/4)	1	22325.222.133
5/8X40 (1.1/2)	1	22325.158.038	3/4X135 (5.1/4)	1	22325.191.133	7/8X140 (5.1/2)	1	22325.222.139
5/8X45 (1.3/4)	1	22325.158.044	3/4X140 (5.1/2)	1	22325.191.139	7/8X145 (5.3/4)	1	22325.222.146
5/8X50 (2)	1	22325.158.050	3/4X145 (5.3/4)	1	22325.191.146	7/8X150 (6)	1	22325.222.152
5/8X55 (2.1/4)	1	22325.158.057	3/4X150 (6)	1	22325.191.152	7/8X155 (6.1/8)	1	22325.222.155
5/8X60 (2.3/8)	1	22325.158.060	3/4X155 (6.1/8)	1	22325.191.155	7/8X160 (6.1/4)	1	22325.222.158
5/8X65 (2.1/2)	1	22325.158.063	3/4X160 (6.1/4)	1	22325.191.158	7/8X165 (6.1/2)	1	22325.222.165
5/8X70 (2.3/4)	1	22325.158.069	3/4X165 (6.1/2)	1	22325.191.165	7/8X170 (6.3/4)	1	22325.222.171
5/8X75 (3)	1	22325.158.076	3/4X170 (6.3/4)	1	22325.191.171	7/8X175 (6.7/8)	1	22325.222.175
5/8X80 (3.1/4)	1	22325.158.082	3/4X175 (6.7/8)	1	22325.191.175	7/8X180 (7)	1	22325.222.177
5/8X85 (3.3/8)	1	22325.158.085	3/4X180 (7)	1	22325.191.177	7/8X185 (7.1/4)	1	22325.222.184
5/8X90 (3.1/2)	1	22325.158.088	3/4X185 (7.1/4)	1	22325.191.184	7/8X190 (7.1/2)	1	22325.222.190
5/8X95 (3.3/4)	1	22325.158.095	3/4X190 (7.1/2)	1	22325.191.190	7/8X195 (7.3/4)	1	22325.222.196
5/8X100 (4)	1	22325.158.101	3/4X195 (7.3/4)	1	22325.191.196	7/8X200 (8)	1	22325.222.203
5/8X105 (4.1/8)	1	22325.158.105	3/4X200 (8)	1	22325.191.203	7/8X205 (8.1/8)	1	22325.222.205
5/8X110 (4.1/4)	1	22325.158.107	3/4X205 (8.1/8)	1	22325.191.205	7/8X210 (8.1/4)	1	22325.222.209
5/8X115 (4.1/2)	1	22325.158.114	3/4X210 (8.1/4)	1	22325.191.209	7/8X215 (8.1/2)	1	22325.222.215
5/8X120 (4.3/4)	1	22325.158.120	3/4X215 (8.1/2)	1	22325.191.215	7/8X220 (8.3/4)	1	22325.222.222
5/8X125 (5)	1	22325.158.127	3/4X220 (8.3/4)	1	22325.191.222	7/8X225 (8.7/8)	1	22325.222.225
5/8X130 (5.1/8)	1	22325.158.130	3/4X225 (8.7/8)	1	22325.191.225	7/8X230 (9)	1	22325.222.228
5/8X135 (5.1/4)	1	22325.158.133	3/4X230 (9)	1	22325.191.228	7/8X235 (9.1/4)	1	22325.222.234
5/8X140 (5.1/2)	1	22325.158.139	3/4X235 (9.1/4)	1	22325.191.234	7/8X240 (9.1/2)	1	22325.222.241
5/8X145 (5.3/4)	1	22325.158.146	3/4X240 (9.1/2)	1	22325.191.241	7/8X245 (9.5/8)	1	22325.222.245
5/8X150 (6)	1	22325.158.152	3/4X245 (9.5/8)	1	22325.191.245	7/8X250 (9.3/4)	1	22325.222.247
5/8X155 (6.1/8)	1	22325.158.155	3/4X250 (9.3/4)	1	22325.191.247	7/8X255 (10)	1	22325.222.254
5/8X160 (6.1/4)	1	22325.158.158	3/4X255 (10)	1	22325.191.254	7/8X260 (10.1/4)	1	22325.222.260
5/8X165 (6.1/2)	1	22325.158.165	3/4X260 (10.1/4)	1	22325.191.260	7/8X265 (10.1/2)	1	22325.222.266
5/8X170 (6.3/4)	1	22325.158.171	3/4X265 (10.1/2)	1	22325.191.266	7/8X270 (10.5/8)	1	22325.222.270
5/8X175 (6.7/8)	1	22325.158.175	3/4X270 (10.5/8)	1	22325.191.270	7/8X275 (10.3/4)	1	22325.222.273
5/8X180 (7)	1	22325.158.177	3/4X275 (10.3/4)	1	22325.191.273	7/8X280 (11)	1	22325.222.279
5/8X185 (7.1/4)	1	22325.158.184	3/4X280 (11)	1	22325.191.279	7/8X285 (11.1/4)	1	22325.222.285
5/8X190 (7.1/2)	1	22325.158.190	3/4X285 (11.1/4)	1	22325.191.285	7/8X290 (11.3/8)	1	22325.222.290
5/8X195 (7.3/4)	1	22325.158.196	3/4X290 (11.3/8)	1	22325.191.290	7/8X295 (11.1/2)	1	22325.222.292
5/8X200 (8)	1	22325.158.203	3/4X295 (11.1/2)	1	22325.191.292	7/8X300 (11.3/4)	1	22325.222.298
5/8X205 (8.1/8)	1	22325.158.205	3/4X300 (11.3/4)	1	22325.191.298	7/8X305 (12)	1	22325.222.304
5/8X210 (8.1/4)	1	22325.158.209	3/4X305 (12)	1	22325.191.304	7/8X310 (12.1/4)	1	22325.222.311
5/8X215 (8.1/2)	1	22325.158.215	3/4X310 (12.1/4)	1	22325.191.311	7/8X315 (12.1/2)	1	22325.222.317
5/8X220 (8.3/4)	1	22325.158.222	3/4X315 (12.1/2)	1	22325.191.317	7/8X320 (12.5/8)	1	22325.222.320
5/8X225 (8.7/8)	1	22325.158.225	3/4X320 (12.3/8)	1	22325.191.320	7/8X325 (12.3/4)	1	22325.222.323
5/8X230 (9)	1	22325.158.228	3/4X325 (12.3/4)	1	22325.191.323	7/8X330 (13)	1	22325.222.330
5/8X235 (9.1/4)	1	22325.158.234	3/4X330 (13)	1	22325.191.330	7/8X335 (13.1/4)	1	22325.222.336
5/8X240 (9.1/2)	1	22325.158.241	3/4X335 (13.1/4)	1	22325.191.336	7/8X340 (13.3/8)	1	22325.222.340
5/8X245 (9.5/8)	1	22325.158.245	3/4X340 (13.3/8)	1	22325.191.340	7/8X345 (13.1/2)	1	22325.222.342
5/8X250 (9.3/4)	1	22325.158.247	3/4X345 (13.1/2)	1	22325.191.342	7/8X350 (13.3/4)	1	22325.222.349
5/8X255 (10)	1	22325.158.254	3/4X350 (13.3/4)	1	22325.191.349	7/8X355 (14)	1	22325.222.355
5/8X260 (10.1/4)	1	22325.158.260	3/4X355 (14)	1	22325.191.355	7/8X360 (14.1/4)	1	22325.222.361
5/8X265 (10.1/2)	1	22325.158.266	3/4X360 (14.1/4)	1	22325.191.361	7/8X365 (14.3/8)	1	22325.222.365
5/8X270 (10.5/8)	1	22325.158.270	3/4X365 (14.3/8)	1	22325.191.365	7/8X370 (14.1/2)	1	22325.222.368
5/8X275 (10.3/4)	1	22325.158.273	3/4X370 (14.1/2)	1	22325.191.368	7/8X375 (14.3/4)	1	22325.222.375
5/8X280 (11)	1	22325.158.279	3/4X375 (14.3/4)	1	22325.191.374	7/8X380 (15)	1	22325.222.381
5/8X285 (11.1/4)	1	22325.158.285	3/4X380 (15)	1	22325.191.381	7/8X385 (15.1/4)	1	22325.222.382
5/8X290 (11.3/8)	1	22325.158.290	3/4X385 (15.1/4)	1	22325.191.387	7/8X390 (15.3/8)	1	22325.222.390
5/8X295 (11.1/2)	1	22325.158.292	3/4X390 (15.3/8)	1	22325.191.390	7/8X395 (15.1/2)	1	22325.222.393
5/8X300 (11.3/4)	1	22325.158.298	3/4X395 (15.1/2)	1	22325.191.393	7/8X400 (15.3/4)	1	22325.222.400
5/8X305 (12)	1	22325.158.304	3/4X400 (15.3/4)	1	22325.191.400	7/8X405 (16)	1	22325.222.406
5/8X310 (12.1/4)	1	22325.158.311	3/4X405 (16)	1	22325.191.406	7/8X410 (16.1/8)	1	22325.222.410
5/8X315 (12.1/2)	1	22325.158.317	3/4X410 (16.1/8)	1	22325.191.410	7/8X415 (16.1/4)	1	22325.222.412
5/8X320 (12.5/8)	1	22325.158.320	3/4X415 (16.1/4)	1	22325.191.412	7/8X420 (16.1/2)	1	22325.222.419

22325 Studbolt with 2 heavy hexagon nuts / Studbolt met 2 zware zeskantmoeren / Goujon fileté avec 2 écrous hexagonaux lourds

d x L mm (L Inch)	✉	Art.number	d x L mm (L Inch)	✉	Art.number	d x L mm (L Inch)	✉	Art.number
7/8X425 (16.3/4)	1	22325.222.425	1 Inch X180 (7)	1	22325.254.177	1 Inch X340 (13.3/8)	1	22325.254.340
7/8X430 (17)	1	22325.222.431	1 Inch X185 (7.1/4)	1	22325.254.184	1 Inch X345 (13.1/2)	1	22325.254.342
7/8X440 (17.1/4)	1	22325.222.438	1 Inch X190 (7.1/2)	1	22325.254.190	1 Inch X350 (13.3/4)	1	22325.254.349
7/8X450 (17.3/4)	1	22325.222.450	1 Inch X195 (7.3/4)	1	22325.254.196	1 Inch X355 (14)	1	22325.254.355
7/8X455 (18)	1	22325.222.457	1 Inch X200 (8)	1	22325.254.203	1 Inch X360 (14.1/4)	1	22325.254.361
7/8X470 (18.1/2)	1	22325.222.469	1 Inch X205 (8.1/8)	1	22325.254.205	1 Inch X365 (14.3/8)	1	22325.254.365
7/8X485 (19)	1	22325.222.482	1 Inch X210 (8.1/4)	1	22325.254.209	1 Inch X370 (14.1/2)	1	22325.254.368
7/8X495 (19.1/2)	1	22325.222.495	1 Inch X215 (8.1/2)	1	22325.254.215	1 Inch X375 (14.3/4)	1	22325.254.374
7/8X510 (20)	1	22325.222.508	1 Inch X220 (8.3/4)	1	22325.254.222	1 Inch X380 (15)	1	22325.254.381
7/8X515 (20.1/4)	1	22325.222.514	1 Inch X225 (8.7/8)	1	22325.254.225	1 Inch X385 (15.1/4)	1	22325.254.387
7/8X525 (20.3/4)	1	22325.222.527	1 Inch X230 (9)	1	22325.254.228	1 Inch X390 (15.3/8)	1	22325.254.390
			1 Inch X235 (9.1/4)	1	22325.254.234	1 Inch X395 (15.1/2)	1	22325.254.393
1 Inch X80 (3.1/4)	1	22325.254.082	1 Inch X240 (9.1/2)	1	22325.254.241	1 Inch X400 (15.3/4)	1	22325.254.400
1 Inch X85 (3.3/8)	1	22325.254.085	1 Inch X245 (9.5/8)	1	22325.254.245	1 Inch X405 (16)	1	22325.254.406
1 Inch X90 (3.1/2)	1	22325.254.088	1 Inch X250 (9.3/4)	1	22325.254.247	1 Inch X410 (16.1/8)	1	22325.254.410
1 Inch X95 (3.3/4)	1	22325.254.095	1 Inch X255 (10)	1	22325.254.254	1 Inch X415 (16.1/4)	1	22325.254.412
1 Inch X100 (4)	1	22325.254.101	1 Inch X260 (10.1/4)	1	22325.254.260	1 Inch X420 (16.1/2)	1	22325.254.419
1 Inch X105 (4.1/8)	1	22325.254.105	1 Inch X265 (10.1/2)	1	22325.254.266	1 Inch X425 (16.3/4)	1	22325.254.425
1 Inch X110 (4.1/4)	1	22325.254.107	1 Inch X270 (10.5/8)	1	22325.254.270	1 Inch X430 (17)	1	22325.254.431
1 Inch X115 (4.1/2)	1	22325.254.114	1 Inch X275 (10.3/4)	1	22325.254.273	1 Inch X435 (17.1/8)	1	22325.254.435
1 Inch X120 (4.3/4)	1	22325.254.120	1 Inch X280 (11)	1	22325.254.279	1 Inch X440 (17.1/4)	1	22325.254.438
1 Inch X125 (5)	1	22325.254.127	1 Inch X285 (11.1/4)	1	22325.254.285	1 Inch X445 (17.1/2)	1	22325.254.444
1 Inch X130 (5.1/8)	1	22325.254.130	1 Inch X290 (11.3/8)	1	22325.254.290	1 Inch X450 (17.3/4)	1	22325.254.450
1 Inch X135 (5.1/4)	1	22325.254.133	1 Inch X295 (11.1/2)	1	22325.254.292	1 Inch X455 (18)	1	22325.254.457
1 Inch X140 (5.1/2)	1	22325.254.139	1 Inch X300 (11.3/4)	1	22325.254.298	1 Inch X460 (18.1/8)	1	22325.254.460
1 Inch X145 (5.3/4)	1	22325.254.146	1 Inch X305 (12)	1	22325.254.304	1 Inch X470 (18.1/2)	1	22325.254.469
1 Inch X150 (6)	1	22325.254.152	1 Inch X310 (12.1/4)	1	22325.254.311	1 Inch X485 (19)	1	22325.254.482
1 Inch X155 (6.1/8)	1	22325.254.155	1 Inch X315 (12.1/2)	1	22325.254.317	1 Inch X505 (19.7/8)	1	22325.254.505
1 Inch X160 (6.1/4)	1	22325.254.158	1 Inch X320 (12.5/8)	1	22325.254.320	1 Inch X515 (20.1/4)	1	22325.254.514
1 Inch X165 (6.1/2)	1	22325.254.165	1 Inch X325 (12.3/4)	1	22325.254.323	1 Inch X520 (20.1/2)	1	22325.254.520
1 Inch X170 (6.3/4)	1	22325.254.171	1 Inch X330 (13)	1	22325.254.330	1 Inch X595 (23.1/2)	1	22325.254.596
1 Inch X175 (6.7/8)	1	22325.254.175	1 Inch X335 (13.1/4)	1	22325.254.336	1 Inch X730 (28.3/4)	1	22325.254.730

22326 Studbolt with 2 heavy hexagon nuts / Studbolt met 2 zware zeskantmoeren / Goujon fileté avec 2 écrous hexagonaux lourds G10A

Thread 8 Unified National
Material Steel ASTM A320 - ASTM A194
Class Gr.L7 - Gr.7
Surface treatment Plain

RoHS

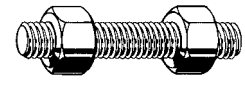

d x L mm (L Inch)	✉	Art.number	d x L mm (L Inch)	✉	Art.number	d x L mm (L Inch)	✉	Art.number
1.1/8X100 (4)	1	22326.285.101	1.1/8X295 (11.1/2)	1	22326.285.292	1.1/8X490 (19.1/4)	1	22326.285.488
1.1/8X105 (4.1/8)	1	22326.285.105	1.1/8X300 (11.3/4)	1	22326.285.298	1.1/8X495 (19.1/2)	1	22326.285.495
1.1/8X110 (4.1/4)	1	22326.285.107	1.1/8X305 (12)	1	22326.285.304	1.1/8X500 (19.3/4)	1	22326.285.501
1.1/8X115 (4.1/2)	1	22326.285.114	1.1/8X310 (12.1/4)	1	22326.285.311	1.1/8X505 (19.7/8)	1	22326.285.505
1.1/8X120 (4.3/4)	1	22326.285.120	1.1/8X315 (12.1/2)	1	22326.285.317	1.1/8X510 (20)	1	22326.285.508
1.1/8X125 (5)	1	22326.285.127	1.1/8X320 (12.5/8)	1	22326.285.320	1.1/8X515 (20.1/4)	1	22326.285.514
1.1/8X130 (5.1/8)	1	22326.285.130	1.1/8X325 (12.3/4)	1	22326.285.323	1.1/8X520 (20.1/2)	1	22326.285.520
1.1/8X135 (5.1/4)	1	22326.285.133	1.1/8X330 (13)	1	22326.285.330	1.1/8X525 (20.3/4)	1	22326.285.527
1.1/8X140 (5.1/2)	1	22326.285.139	1.1/8X335 (13.1/4)	1	22326.285.337	1.1/8X530 (20.7/8)	1	22326.285.530
1.1/8X145 (5.3/4)	1	22326.285.146	1.1/8X340 (13.3/8)	1	22326.285.340	1.1/8X540 (21.1/4)	1	22326.285.539
1.1/8X150 (6)	1	22326.285.152	1.1/8X345 (13.1/2)	1	22326.285.342	1.1/8X560 (22)	1	22326.285.558
1.1/8X155 (6.1/8)	1	22326.285.155	1.1/8X350 (13.3/4)	1	22326.285.349	1.1/8X570 (22.1/2)	1	22326.285.571
1.1/8X160 (6.1/4)	1	22326.285.158	1.1/8X355 (14)	1	22326.285.355	1.1/8X585 (23)	1	22326.285.584
1.1/8X165 (6.1/2)	1	22326.285.165	1.1/8X360 (14.1/4)	1	22326.285.361	1.1/8X590 (23.1/4)	1	22326.285.590
1.1/8X170 (6.3/4)	1	22326.285.171	1.1/8X365 (14.3/8)	1	22326.285.365	1.1/8X610 (24)	1	22326.285.609
1.1/8X175 (6.7/8)	1	22326.285.175	1.1/8X370 (14.1/2)	1	22326.285.368	1.1/8X620 (24.1/2)	1	22326.285.622
1.1/8X180 (7)	1	22326.285.177	1.1/8X375 (14.3/4)	1	22326.285.374	1.1/8X655 (25.3/4)	1	22326.285.654
1.1/8X185 (7.1/4)	1	22326.285.184	1.1/8X380 (15)	1	22326.285.381	1.1/8X800 (31.1/2)	1	22326.285.800
1.1/8X190 (7.1/2)	1	22326.285.190	1.1/8X385 (15.1/4)	1	22326.285.387			
1.1/8X195 (7.3/4)	1	22326.285.196	1.1/8X390 (15.3/8)	1	22326.285.390	1.1/4X105 (4.1/8)	1	22326.317.105
1.1/8X200 (8)	1	22326.285.203	1.1/8X395 (15.1/2)	1	22326.285.393	1.1/4X110 (4.1/4)	1	22326.317.107
1.1/8X205 (8.1/8)	1	22326.285.205	1.1/8X400 (15.3/4)	1	22326.285.400	1.1/4X115 (4.1/2)	1	22326.317.114
1.1/8X210 (8.1/4)	1	22326.285.209	1.1/8X405 (16)	1	22326.285.406	1.1/4X120 (4.3/4)	1	22326.317.120
1.1/8X215 (8.1/2)	1	22326.285.215	1.1/8X410 (16.1/8)	1	22326.285.410	1.1/4X125 (5)	1	22326.317.127
1.1/8X220 (8.3/4)	1	22326.285.222	1.1/8X415 (16.1/4)	1	22326.285.412	1.1/4X130 (5.1/8)	1	22326.317.130
1.1/8X225 (8.7/8)	1	22326.285.225	1.1/8X420 (16.1/2)	1	22326.285.419	1.1/4X135 (5.1/4)	1	22326.317.133
1.1/8X230 (9)	1	22326.285.228	1.1/8X425 (16.3/4)	1	22326.285.425	1.1/4X140 (5.1/2)	1	22326.317.139
1.1/8X235 (9.1/4)	1	22326.285.234	1.1/8X430 (17)	1	22326.285.431	1.1/4X145 (5.3/4)	1	22326.317.146
1.1/8X240 (9.1/2)	1	22326.285.241	1.1/8X435 (17.1/8)	1	22326.285.435	1.1/4X150 (6)	1	22326.317.152
1.1/8X245 (9.5/8)	1	22326.285.245	1.1/8X440 (17.1/4)	1	22326.285.438	1.1/4X155 (6.1/8)	1	22326.317.155
1.1/8X250 (9.3/4)	1	22326.285.247	1.1/8X445 (17.1/2)	1	22326.285.444	1.1/4X160 (6.1/4)	1	22326.317.158
1.1/8X255 (10)	1	22326.285.254	1.1/8X450 (17.3/4)	1	22326.285.450	1.1/4X165 (6.1/2)	1	22326.317.165
1.1/8X260 (10.1/4)	1	22326.285.260	1.1/8X455 (18)	1	22326.285.457	1.1/4X170 (6.3/4)	1	22326.317.171
1.1/8X265 (10.1/2)	1	22326.285.266	1.1/8X460 (18.1/8)	1	22326.285.460	1.1/4X175 (6.7/8)	1	22326.317.175
1.1/8X270 (10.5/8)	1	22326.285.270	1.1/8X465 (18.1/4)	1	22326.285.463	1.1/4X180 (7)	1	22326.317.177
1.1/8X275 (10.3/4)	1	22326.285.273	1.1/8X470 (18.1/2)	1	22326.285.469	1.1/4X185 (7.1/4)	1	22326.317.184
1.1/8X280 (11)	1	22326.285.279	1.1/8X475 (18.3/4)	1	22326.285.476	1.1/4X190 (7.1/2)	1	22326.317.190
1.1/8X285 (11.1/4)	1	22326.285.285	1.1/8X480 (18.7/8)	1	22326.285.480	1.1/4X195 (7.3/4)	1	22326.317.196
1.1/8X290 (11.3/8)	1	22326.285.290	1.1/8X485 (19)	1	22326.285.482	1.1/4X200 (8)	1	22326.317.203

22326 Studbolt with 2 heavy hexagon nuts / Studbolt met 2 zware zeskantmoeren / Goujon fileté avec 2 écrous hexagonaux lourds ←

d x L mm (L Inch)	✉	Art.number	d x L mm (L Inch)	✉	Art.number	d x L mm (L Inch)	✉	Art.number
1.1/4X205 (8.1/8)	1	22326.317.205	1.3/8X190 (7.1/2)	1	22326.349.190	1.1/2X195 (7.3/4)	1	22326.381.196
1.1/4X210 (8.1/4)	1	22326.317.209	1.3/8X195 (7.3/4)	1	22326.349.196	1.1/2X200 (8)	1	22326.381.203
1.1/4X215 (8.1/2)	1	22326.317.215	1.3/8X200 (8)	1	22326.349.203	1.1/2X205 (8.1/8)	1	22326.381.205
1.1/4X220 (8.3/4)	1	22326.317.222	1.3/8X205 (8.1/8)	1	22326.349.205	1.1/2X210 (8.1/4)	1	22326.381.209
1.1/4X225 (8.7/8)	1	22326.317.225	1.3/8X210 (8.1/4)	1	22326.349.209	1.1/2X215 (8.1/2)	1	22326.381.215
1.1/4X230 (9)	1	22326.317.228	1.3/8X215 (8.1/2)	1	22326.349.215	1.1/2X220 (8.3/4)	1	22326.381.222
1.1/4X235 (9.1/4)	1	22326.317.234	1.3/8X220 (8.3/4)	1	22326.349.222	1.1/2X225 (8.7/8)	1	22326.381.225
1.1/4X240 (9.1/2)	1	22326.317.241	1.3/8X225 (8.7/8)	1	22326.349.225	1.1/2X230 (9)	1	22326.381.228
1.1/4X245 (9.5/8)	1	22326.317.245	1.3/8X230 (9)	1	22326.349.228	1.1/2X235 (9.1/4)	1	22326.381.234
1.1/4X250 (9.3/4)	1	22326.317.247	1.3/8X235 (9.1/4)	1	22326.349.234	1.1/2X240 (9.1/2)	1	22326.381.241
1.1/4X255 (10)	1	22326.317.254	1.3/8X240 (9.1/2)	1	22326.349.241	1.1/2X245 (9.5/8)	1	22326.381.245
1.1/4X260 (10.1/4)	1	22326.317.260	1.3/8X245 (9.5/8)	1	22326.349.245	1.1/2X250 (9.3/4)	1	22326.381.247
1.1/4X265 (10.1/2)	1	22326.317.266	1.3/8X250 (9.3/4)	1	22326.349.247	1.1/2X260 (10.1/4)	1	22326.381.260
1.1/4X270 (10.5/8)	1	22326.317.270	1.3/8X255 (10)	1	22326.349.254	1.1/2X265 (10.1/2)	1	22326.381.266
1.1/4X275 (10.3/4)	1	22326.317.273	1.3/8X260 (10.1/4)	1	22326.349.260	1.1/2X270 (10.5/8)	1	22326.381.270
1.1/4X280 (11)	1	22326.317.279	1.3/8X265 (10.1/2)	1	22326.349.266	1.1/2X275 (10.3/4)	1	22326.381.273
1.1/4X285 (11.1/4)	1	22326.317.285	1.3/8X270 (10.5/8)	1	22326.349.270	1.1/2X280 (11)	1	22326.381.279
1.1/4X290 (11.3/8)	1	22326.317.290	1.3/8X275 (10.3/4)	1	22326.349.273	1.1/2X285 (11.1/4)	1	22326.381.285
1.1/4X295 (11.1/2)	1	22326.317.292	1.3/8X280 (11)	1	22326.349.279	1.1/2X290 (11.3/8)	1	22326.381.290
1.1/4X300 (11.3/4)	1	22326.317.298	1.3/8X285 (11.1/4)	1	22326.349.285	1.1/2X295 (11.1/2)	1	22326.381.292
1.1/4X305 (12)	1	22326.317.304	1.3/8X290 (11.3/8)	1	22326.349.290	1.1/2X300 (11.3/4)	1	22326.381.298
1.1/4X310 (12.1/4)	1	22326.317.311	1.3/8X295 (11.1/2)	1	22326.349.292	1.1/2X305 (12)	1	22326.381.304
1.1/4X315 (12.1/2)	1	22326.317.317	1.3/8X300 (11.3/4)	1	22326.349.298	1.1/2X310 (12.1/4)	1	22326.381.311
1.1/4X320 (12.5/8)	1	22326.317.320	1.3/8X305 (12)	1	22326.349.304	1.1/2X315 (12.1/2)	1	22326.381.317
1.1/4X325 (12.3/4)	1	22326.317.323	1.3/8X310 (12.1/4)	1	22326.349.311	1.1/2X320 (12.5/8)	1	22326.381.320
1.1/4X330 (13)	1	22326.317.330	1.3/8X315 (12.1/2)	1	22326.349.317	1.1/2X325 (12.3/4)	1	22326.381.323
1.1/4X335 (13.1/4)	1	22326.317.337	1.3/8X320 (12.5/8)	1	22326.349.320	1.1/2X330 (13)	1	22326.381.330
1.1/4X340 (13.3/8)	1	22326.317.340	1.3/8X325 (12.3/4)	1	22326.349.323	1.1/2X335 (13.1/4)	1	22326.381.337
1.1/4X345 (13.1/2)	1	22326.317.342	1.3/8X330 (13)	1	22326.349.330	1.1/2X340 (13.3/8)	1	22326.381.340
1.1/4X350 (13.3/4)	1	22326.317.349	1.3/8X335 (13.1/4)	1	22326.349.337	1.1/2X345 (13.1/2)	1	22326.381.342
1.1/4X355 (14)	1	22326.317.355	1.3/8X340 (13.3/8)	1	22326.349.340	1.1/2X350 (13.3/4)	1	22326.381.349
1.1/4X360 (14.1/4)	1	22326.317.361	1.3/8X345 (13.1/2)	1	22326.349.342	1.1/2X355 (14)	1	22326.381.355
1.1/4X365 (14.3/8)	1	22326.317.365	1.3/8X350 (13.3/4)	1	22326.349.349	1.1/2X360 (14.1/4)	1	22326.381.361
1.1/4X370 (14.1/2)	1	22326.317.368	1.3/8X355 (14)	1	22326.349.355	1.1/2X365 (14.3/8)	1	22326.381.365
1.1/4X375 (14.3/4)	1	22326.317.374	1.3/8X360 (14.1/4)	1	22326.349.361	1.1/2X370 (14.1/2)	1	22326.381.368
1.1/4X380 (15)	1	22326.317.381	1.3/8X365 (14.3/8)	1	22326.349.365	1.1/2X375 (14.3/4)	1	22326.381.374
1.1/4X385 (15.1/4)	1	22326.317.387	1.3/8X370 (14.1/2)	1	22326.349.368	1.1/2X380 (15)	1	22326.381.381
1.1/4X390 (15.3/8)	1	22326.317.390	1.3/8X375 (14.3/4)	1	22326.349.374	1.1/2X385 (15.1/4)	1	22326.381.387
1.1/4X395 (15.1/2)	1	22326.317.393	1.3/8X380 (15)	1	22326.349.381	1.1/2X390 (15.3/8)	1	22326.381.390
1.1/4X400 (15.3/4)	1	22326.317.400	1.3/8X385 (15.1/4)	1	22326.349.387	1.1/2X395 (15.1/2)	1	22326.381.393
1.1/4X405 (16)	1	22326.317.406	1.3/8X390 (15.3/8)	1	22326.349.390	1.1/2X400 (15.3/4)	1	22326.381.400
1.1/4X410 (16.1/8)	1	22326.317.410	1.3/8X395 (15.1/2)	1	22326.349.393	1.1/2X405 (16)	1	22326.381.406
1.1/4X415 (16.1/4)	1	22326.317.412	1.3/8X400 (15.3/4)	1	22326.349.400	1.1/2X410 (16.1/8)	1	22326.381.410
1.1/4X420 (16.1/2)	1	22326.317.419	1.3/8X405 (16)	1	22326.349.406	1.1/2X415 (16.1/4)	1	22326.381.412
1.1/4X425 (16.3/4)	1	22326.317.425	1.3/8X410 (16.1/8)	1	22326.349.410	1.1/2X420 (16.1/2)	1	22326.381.419
1.1/4X430 (17)	1	22326.317.431	1.3/8X415 (16.1/4)	1	22326.349.412	1.1/2X430 (17)	1	22326.381.431
1.1/4X435 (17.1/8)	1	22326.317.435	1.3/8X420 (16.1/2)	1	22326.349.419	1.1/2X440 (17.1/4)	1	22326.381.438
1.1/4X440 (17.1/4)	1	22326.317.438	1.3/8X425 (16.3/4)	1	22326.349.425	1.1/2X450 (17.3/4)	1	22326.381.450
1.1/4X445 (17.1/2)	1	22326.317.444	1.3/8X430 (17)	1	22326.349.431	1.1/2X455 (18)	1	22326.381.457
1.1/4X450 (17.3/4)	1	22326.317.450	1.3/8X435 (17.1/8)	1	22326.349.435	1.1/2X460 (18.1/8)	1	22326.381.460
1.1/4X450 (18)	1	22326.317.457	1.3/8X440 (17.1/4)	1	22326.349.438	1.1/2X480 (18.7/8)	1	22326.381.480
1.1/4X460 (18.1/4)	1	22326.317.460	1.3/8X445 (17.1/2)	1	22326.349.444	1.1/2X490 (19.1/4)	1	22326.381.488
1.1/4X470 (18.1/4)	1	22326.317.463	1.3/8X450 (17.3/4)	1	22326.349.450	1.1/2X500 (19.3/4)	1	22326.381.501
1.1/4X470 (18.1/2)	1	22326.317.469	1.3/8X455 (18)	1	22326.349.457	1.1/2X510 (20)	1	22326.381.508
1.1/4X475 (18.3/4)	1	22326.317.476	1.3/8X460 (18.1/8)	1	22326.349.460	1.1/2X525 (20.3/4)	1	22326.381.527
1.1/4X480 (18.7/8)	1	22326.317.480	1.3/8X465 (18.1/4)	1	22326.349.463	1.1/2X530 (20.7/8)	1	22326.381.530
1.1/4X485 (19)	1	22326.317.482	1.3/8X470 (18.1/2)	1	22326.349.469	1.1/2X545 (21.1/2)	1	22326.381.546
1.1/4X490 (19.1/4)	1	22326.317.488	1.3/8X475 (18.3/4)	1	22326.349.476	1.1/2X550 (21.3/4)	1	22326.381.552
1.1/4X495 (19.1/2)	1	22326.317.495	1.3/8X480 (18.7/8)	1	22326.349.480	1.1/2X560 (22)	1	22326.381.558
1.1/4X500 (19.3/4)	1	22326.317.501	1.3/8X485 (19)	1	22326.349.482	1.1/2X565 (22.1/4)	1	22326.381.565
1.1/4X510 (20)	1	22326.317.508	1.3/8X490 (19.1/4)	1	22326.349.488	1.1/2X600 (23.5/8)	1	22326.381.600
1.1/4X520 (20.1/2)	1	22326.317.520	1.3/8X495 (19.1/2)	1	22326.349.495	1.1/2X700 (27.1/2)	1	22326.381.698
1.1/4X530 (20.7/8)	1	22326.317.530	1.3/8X500 (19.3/4)	1	22326.349.501	1.1/2X810 (32)	1	22326.381.812
1.1/4X540 (21.1/4)	1	22326.317.539	1.3/8X520 (20.1/2)	1	22326.349.520			
1.1/4X550 (21.3/4)	1	22326.317.550	1.3/8X530 (20.7/8)	1	22326.349.530	1.5/8X180 (7)	1	22326.412.177
1.1/4X560 (22)	1	22326.317.558	1.3/8X535 (21)	1	22326.349.533	1.5/8X180 (7.1/2)	1	22326.412.190
1.1/4X600 (23.5/8)	1	22326.317.600	1.3/8X545 (21.1/2)	1	22326.349.546	1.5/8X255 (10)	1	22326.412.254
1.1/4X610 (24)	1	22326.317.609	1.3/8X550 (21.3/4)	1	22326.349.552	1.5/8X260 (10.1/4)	1	22326.412.260
1.1/4X630 (24.3/4)	1	22326.317.628	1.3/8X555 (21.7/8)	1	22326.349.555	1.5/8X265 (10.1/2)	1	22326.412.266
1.1/4X650 (25.5/8)	1	22326.317.650	1.3/8X575 (22.3/4)	1	22326.349.577	1.5/8X270 (10.5/8)	1	22326.412.270
1.1/4X665 (26.1/4)	1	22326.317.666	1.3/8X610 (24)	1	22326.349.609	1.5/8X275 (10.3/4)	1	22326.412.273
1.1/4X690 (27.1/8)	1	22326.317.690	1.3/8X670 (26.3/8)	1	22326.349.670	1.5/8X280 (11)	1	22326.412.279
1.1/4X700 (27.1/2)	1	22326.317.698	1.3/8X685 (27)	1	22326.349.685	1.5/8X285 (11.1/4)	1	22326.412.285
						1.5/8X290 (11.3/8)	1	22326.412.290
1.3/8X150 (6)	1	22326.349.152	1.1/2X140 (5.1/2)	1	22326.381.139	1.5/8X295 (11.1/2)	1	22326.412.292
1.3/8X155 (6.1/8)	1	22326.349.155	1.1/2X145 (5.3/4)	1	22326.381.146	1.5/8X300 (11.3/4)	1	22326.412.298
1.3/8X160 (6.1/4)	1	22326.349.158	1.1/2X150 (6)	1	22326.381.152	1.5/8X305 (12)	1	22326.412.304
1.3/8X165 (6.1/2)	1	22326.349.165	1.1/2X165 (6.1/2)	1	22326.381.165	1.5/8X310 (12.1/4)	1	22326.412.311
1.3/8X170 (6.3/4)	1	22326.349.171	1.1/2X170 (6.3/4)	1	22326.381.171	1.5/8X315 (12.1/2)	1	22326.412.317
1.3/8X175 (6.7/8)	1	22326.349.175	1.1/2X180 (7)	1	22326.381.177	1.5/8X320 (12.5/8)	1	22326.412.320
1.3/8X180 (7)	1	22326.349.177	1.1/2X185 (7.1/4)	1	22326.381.184	1.5/8X325 (12.3/4)	1	22326.412.323
1.3/8X185 (7.1/4)	1	22326.349.184	1.1/2X190 (7.1/2)	1	22326.381.190	1.5/8X330 (13)	1	22326.412.330

22326 Studbolt with 2 heavy hexagon nuts / Studbolt met 2 zware zeskantmoeren / Goujon fileté avec 2 écrous hexagonaux lourds

d x L mm (L Inch)	✉	Art.number	d x L mm (L Inch)	✉	Art.number	d x L mm (L Inch)	✉	Art.number
1.5/8X335 (13.1/4)	1	22326.412.337	1.3/4X450 (17.3/4)	1	22326.444.450	2 Inch X355 (14)	1	22326.508.355
1.5/8X340 (13.3/8)	1	22326.412.340	1.3/4X455 (18)	1	22326.444.457	2 Inch X360 (14.1/4)	1	22326.508.361
1.5/8X345 (13.1/2)	1	22326.412.342	1.3/4X460 (18.1/8)	1	22326.444.460	2 Inch X365 (14.3/8)	1	22326.508.365
1.5/8X350 (13.3/4)	1	22326.412.349	1.3/4X470 (18.1/2)	1	22326.444.469	2 Inch X370 (14.1/2)	1	22326.508.368
1.5/8X355 (14)	1	22326.412.355	1.3/4X480 (18.7/8)	1	22326.444.480	2 Inch X375 (14.3/4)	1	22326.508.374
1.5/8X360 (14.1/4)	1	22326.412.361	1.3/4X485 (19)	1	22326.444.482	2 Inch X380 (15)	1	22326.508.381
1.5/8X365 (14.3/8)	1	22326.412.365	1.3/4X490 (19.1/4)	1	22326.444.488	2 Inch X385 (15.1/4)	1	22326.508.387
1.5/8X370 (14.1/2)	1	22326.412.368	1.3/4X495 (19.1/2)	1	22326.444.495	2 Inch X390 (15.3/8)	1	22326.508.390
1.5/8X375 (14.3/4)	1	22326.412.374	1.3/4X500 (19.3/4)	1	22326.444.501	2 Inch X395 (15.1/2)	1	22326.508.393
1.5/8X380 (15)	1	22326.412.381	1.3/4X520 (20.1/2)	1	22326.444.520	2 Inch X400 (15.3/4)	1	22326.508.400
1.5/8X385 (15.1/4)	1	22326.412.387	1.3/4X570 (22.1/2)	1	22326.444.571	2 Inch X405 (16)	1	22326.508.406
1.5/8X390 (15.3/8)	1	22326.412.390	1.3/4X580 (22.7/8)	1	22326.444.580	2 Inch X410 (16.1/8)	1	22326.508.410
1.5/8X395 (15.1/2)	1	22326.412.393	1.3/4X595 (23.1/2)	1	22326.444.596	2 Inch X415 (16.1/4)	1	22326.508.412
1.5/8X400 (15.3/4)	1	22326.412.400	1.3/4X600 (23.5/8)	1	22326.444.600	2 Inch X420 (16.1/2)	1	22326.508.419
1.5/8X405 (16)	1	22326.412.406	1.3/4X610 (24)	1	22326.444.609	2 Inch X425 (16.3/4)	1	22326.508.425
1.5/8X410 (16.1/8)	1	22326.412.410	1.3/4X650 (25.5/8)	1	22326.444.650	2 Inch X430 (17)	1	22326.508.431
1.5/8X415 (16.1/4)	1	22326.412.412	1.3/4X685 (27)	1	22326.444.685	2 Inch X435 (17.1/8)	1	22326.508.435
1.5/8X420 (16.1/2)	1	22326.412.419	1.3/4X710 (28)	1	22326.444.711	2 Inch X440 (17.1/4)	1	22326.508.438
1.5/8X425 (16.3/4)	1	22326.412.425				2 Inch X445 (17.1/2)	1	22326.508.444
1.5/8X430 (17)	1	22326.412.431	1.7/8X255 (10)	1	22326.476.254	2 Inch X450 (17.3/4)	1	22326.508.450
1.5/8X435 (17.1/8)	1	22326.412.435	1.7/8X280 (11)	1	22326.476.279	2 Inch X455 (18)	1	22326.508.457
1.5/8X440 (17.1/4)	1	22326.412.438	1.7/8X305 (12)	1	22326.476.304	2 Inch X460 (18.1/8)	1	22326.508.460
1.5/8X445 (17.1/2)	1	22326.412.444	1.7/8X310 (12.1/4)	1	22326.476.311	2 Inch X465 (18.1/4)	1	22326.508.463
1.5/8X450 (17.3/4)	1	22326.412.450	1.7/8X315 (12.1/2)	1	22326.476.317	2 Inch X470 (18.1/2)	1	22326.508.469
1.5/8X495 (19.1/2)	1	22326.412.495	1.7/8X320 (12.5/8)	1	22326.476.320	2 Inch X475 (18.3/4)	1	22326.508.476
1.5/8X500 (19.3/4)	1	22326.412.501	1.7/8X325 (12.3/4)	1	22326.476.323	2 Inch X480 (18.7/8)	1	22326.508.480
1.5/8X530 (20.7/8)	1	22326.412.530	1.7/8X330 (13)	1	22326.476.330	2 Inch X485 (19)	1	22326.508.482
1.5/8X545 (21.1/2)	1	22326.412.546	1.7/8X335 (13.1/4)	1	22326.476.337	2 Inch X490 (19.1/4)	1	22326.508.488
1.5/8X685 (27)	1	22326.412.685	1.7/8X340 (13.3/8)	1	22326.476.340	2 Inch X495 (19.1/2)	1	22326.508.495
			1.7/8X345 (13.1/2)	1	22326.476.342	2 Inch X500 (19.3/4)	1	22326.508.501
1.3/4X155 (6.1/8)	1	22326.444.155	1.7/8X350 (13.3/4)	1	22326.476.349	2 Inch X510 (20)	1	22326.508.508
1.3/4X180 (7)	1	22326.444.177	1.7/8X355 (14)	1	22326.476.355	2 Inch X550 (21.3/4)	1	22326.508.552
1.3/4X200 (8)	1	22326.444.203	1.7/8X360 (14.1/4)	1	22326.476.361	2 Inch X565 (22.1/4)	1	22326.508.565
1.3/4X205 (8.1/8)	1	22326.444.205	1.7/8X365 (14.3/8)	1	22326.476.365	2 Inch X600 (23.5/8)	1	22326.508.600
1.3/4X210 (8.1/4)	1	22326.444.209	1.7/8X370 (14.1/2)	1	22326.476.368	2 Inch X650 (25.5/8)	1	22326.508.650
1.3/4X215 (8.1/2)	1	22326.444.215	1.7/8X375 (14.3/4)	1	22326.476.374	2 Inch X655 (25.3/4)	1	22326.508.654
1.3/4X220 (8.3/4)	1	22326.444.222	1.7/8X380 (15)	1	22326.476.381	2 Inch X660 (26)	1	22326.508.660
1.3/4X225 (8.7/8)	1	22326.444.225	1.7/8X385 (15.1/4)	1	22326.476.387	2 Inch X670 (26.3/8)	1	22326.508.670
1.3/4X230 (9)	1	22326.444.228	1.7/8X390 (15.3/8)	1	22326.476.390	2 Inch X680 (26.3/4)	1	22326.508.679
1.3/4X235 (9.1/4)	1	22326.444.234	1.7/8X395 (15.1/2)	1	22326.476.393	2 Inch X690 (27.1/4)	1	22326.508.692
1.3/4X240 (9.1/2)	1	22326.444.241	1.7/8X400 (15.3/4)	1	22326.476.400	2 Inch X700 (27.1/2)	1	22326.508.698
1.3/4X245 (9.5/8)	1	22326.444.245	1.7/8X405 (16)	1	22326.476.406	2 Inch X740 (29.1/4)	1	22326.508.742
1.3/4X250 (9.3/4)	1	22326.444.247	1.7/8X410 (16.1/8)	1	22326.476.410	2 Inch X750 (29.1/2)	1	22326.508.749
1.3/4X255 (10)	1	22326.444.254	1.7/8X415 (16.1/4)	1	22326.476.412	2 Inch X755 (29.3/4)	1	22326.508.755
1.3/4X260 (10.1/4)	1	22326.444.260	1.7/8X420 (16.1/2)	1	22326.476.419			
1.3/4X265 (10.1/2)	1	22326.444.266	1.7/8X425 (16.3/4)	1	22326.476.425	2.1/4X280 (11)	1	22326.571.279
1.3/4X270 (10.5/8)	1	22326.444.270	1.7/8X430 (17)	1	22326.476.431	2.1/4X375 (14.3/4)	1	22326.571.374
1.3/4X275 (10.3/4)	1	22326.444.273	1.7/8X435 (17.1/8)	1	22326.476.435	2.1/4X390 (15.3/8)	1	22326.571.390
1.3/4X280 (11)	1	22326.444.279	1.7/8X440 (17.1/4)	1	22326.476.438	2.1/4X405 (16)	1	22326.571.406
1.3/4X285 (11.1/4)	1	22326.444.285	1.7/8X445 (17.1/2)	1	22326.476.444	2.1/4X425 (16.3/4)	1	22326.571.425
1.3/4X290 (11.3/8)	1	22326.444.290	1.7/8X450 (17.3/4)	1	22326.476.450	2.1/4X430 (17)	1	22326.571.431
1.3/4X295 (11.1/2)	1	22326.444.292	1.7/8X455 (18)	1	22326.476.457	2.1/4X470 (18.1/2)	1	22326.571.469
1.3/4X300 (11.3/4)	1	22326.444.298	1.7/8X460 (18.1/8)	1	22326.476.460	2.1/4X485 (19)	1	22326.571.482
1.3/4X305 (12)	1	22326.444.304	1.7/8X465 (18.1/4)	1	22326.476.463	2.1/4X510 (20)	1	22326.571.508
1.3/4X310 (12.1/4)	1	22326.444.311	1.7/8X470 (18.1/2)	1	22326.476.469	2.1/4X520 (20.1/2)	1	22326.571.520
1.3/4X315 (12.1/2)	1	22326.444.317	1.7/8X475 (18.3/4)	1	22326.476.476	2.1/4X550 (21.3/4)	1	22326.571.552
1.3/4X320 (12.5/8)	1	22326.444.320	1.7/8X480 (18.7/8)	1	22326.476.480	2.1/4X585 (23)	1	22326.571.584
1.3/4X325 (12.3/4)	1	22326.444.323	1.7/8X485 (19)	1	22326.476.482	2.1/4X590 (23.1/4)	1	22326.571.590
1.3/4X330 (13)	1	22326.444.330	1.7/8X490 (19.1/4)	1	22326.476.488	2.1/4X600 (23.5/8)	1	22326.571.600
1.3/4X335 (13.1/4)	1	22326.444.337	1.7/8X495 (19.1/2)	1	22326.476.495	2.1/4X695 (27.3/8)	1	22326.571.695
1.3/4X340 (13.3/8)	1	22326.444.340	1.7/8X500 (19.3/4)	1	22326.476.501	2.1/4X700 (27.1/2)	1	22326.571.698
1.3/4X345 (13.1/2)	1	22326.444.342	1.7/8X510 (20)	1	22326.476.508	2.1/4X870 (34.1/4)	1	22326.571.869
1.3/4X350 (13.3/4)	1	22326.444.349	1.7/8X555 (21.7/8)	1	22326.476.555			
1.3/4X355 (14)	1	22326.444.355	1.7/8X560 (22)	1	22326.476.558	2.1/2X380 (15)	1	22326.635.381
1.3/4X360 (14.1/4)	1	22326.444.361	1.7/8X565 (22.1/4)	1	22326.476.565	2.1/2X405 (16)	1	22326.635.406
1.3/4X365 (14.3/8)	1	22326.444.365	1.7/8X600 (23.5/8)	1	22326.476.600	2.1/2X435 (17.1/8)	1	22326.635.435
1.3/4X370 (14.1/2)	1	22326.444.368	1.7/8X620 (24.1/2)	1	22326.476.622	2.1/2X440 (17.1/4)	1	22326.635.438
1.3/4X375 (14.3/4)	1	22326.444.374	1.7/8X675 (26.1/2)	1	22326.476.673	2.1/2X445 (17.1/2)	1	22326.635.444
1.3/4X380 (15)	1	22326.444.381	1.7/8X685 (27)	1	22326.476.685	2.1/2X470 (18.1/2)	1	22326.635.469
1.3/4X385 (15.1/4)	1	22326.444.387				2.1/2X485 (19)	1	22326.635.482
1.3/4X390 (15.3/8)	1	22326.444.390	2 Inch X205 (8.1/8)	1	22326.508.205	2.1/2X490 (19.1/4)	1	22326.635.488
1.3/4X395 (15.1/2)	1	22326.444.393	2 Inch X255 (10)	1	22326.508.254	2.1/2X495 (19.1/2)	1	22326.635.495
1.3/4X400 (15.3/4)	1	22326.444.400	2 Inch X305 (12)	1	22326.508.304	2.1/2X510 (20)	1	22326.635.508
1.3/4X405 (16)	1	22326.444.406	2 Inch X310 (12.1/4)	1	22326.508.311	2.1/2X520 (20.1/2)	1	22326.635.520
1.3/4X410 (16.1/8)	1	22326.444.410	2 Inch X315 (12.1/2)	1	22326.508.317	2.1/2X530 (20.7/8)	1	22326.635.530
1.3/4X415 (16.1/4)	1	22326.444.412	2 Inch X320 (12.5/8)	1	22326.508.320	2.1/2X535 (21)	1	22326.635.533
1.3/4X420 (16.1/2)	1	22326.444.419	2 Inch X325 (12.3/4)	1	22326.508.323	2.1/2X545 (21.1/2)	1	22326.635.546
1.3/4X425 (16.3/4)	1	22326.444.425	2 Inch X330 (13)	1	22326.508.330	2.1/2X560 (22)	1	22326.635.558
1.3/4X430 (17)	1	22326.444.431	2 Inch X335 (13.1/4)	1	22326.508.337	2.1/2X570 (22.1/2)	1	22326.635.571
1.3/4X435 (17.1/8)	1	22326.444.435	2 Inch X340 (13.3/8)	1	22326.508.340	2.1/2X585 (23)	1	22326.635.584
1.3/4X440 (17.1/4)	1	22326.444.438	2 Inch X345 (13.1/2)	1	22326.508.342	2.1/2X590 (23.1/4)	1	22326.635.590
1.3/4X445 (17.1/2)	1	22326.444.444	2 Inch X350 (13.3/4)	1	22326.508.349	2.1/2X600 (23.5/8)	1	22326.635.600

22326 Studbolt with 2 heavy hexagon nuts / Studbolt met 2 zware zeskantmoeren / Goujon fileté avec 2 écrous hexagonaux lourds ←

d x L mm (L Inch)	✉	Art.number	d x L mm (L Inch)	✉	Art.number	d x L mm (L Inch)	✉	Art.number
2.1/2X630 (24.3/4)	1	22326.635.628	2.3/4X520 (20.1/2)	1	22326.698.520	3 Inch X475 (18.3/4)	1	22326.762.476
2.1/2X650 (25.5/8)	1	22326.635.650	2.3/4X535 (21)	1	22326.698.533	3 Inch X585 (23)	1	22326.762.584
2.1/2X730 (28.3/4)	1	22326.635.730	2.3/4X600 (23.5/8)	1	22326.698.600	3 Inch X590 (23.1/4)	1	22326.762.590
2.1/2X780 (30.3/4)	1	22326.635.781	2.3/4X630 (24.3/4)	1	22326.698.628	3 Inch X650 (25.5/8)	1	22326.762.650
2.1/2X805 (31.3/4)	1	22326.635.806	2.3/4X660 (26)	1	22326.698.660	3 Inch X660 (26)	1	22326.762.660
2.1/2X845 (33.1/4)	1	22326.635.844	2.3/4X690 (27.1/4)	1	22326.698.692	3 Inch X700 (27.1/2)	1	22326.762.698
2.1/2X890 (35)	1	22326.635.889	2.3/4X710 (28)	1	22326.698.711	3 Inch X710 (28)	1	22326.762.711
2.1/2X950 (37.3/8)	1	22326.635.950	2.3/4X720 (28.3/8)	1	22326.698.720	3 Inch X735 (29)	1	22326.762.736
			2.3/4X730 (28.3/4)	1	22326.698.730	3 Inch X800 (31.1/2)	1	22326.762.800
2.3/4X450 (17.3/4)	1	22326.698.450				3 Inch X850 (33.1/2)	1	22326.762.850
2.3/4X500 (19.3/4)	1	22326.698.501	3 Inch X355 (14)	1	22326.762.355			

22551 Studbolt with 2 heavy hexagon nuts / Studbolt met 2 zware zeskantmoeren / Goujon fileté avec 2 écrous hexagonaux lourds G11A

4

Thread Unified National Coarse
Material Steel ASTM A193 - ASTM A194
Class Gr.B16 - Gr.2H
Surface treatment Plain

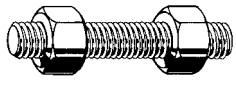

d x L mm (L Inch)	✉	Art.number	d x L mm (L Inch)	✉	Art.number	d x L mm (L Inch)	✉	Art.number
1/2X65 (2.1/2)	1	22551.127.063	5/8X90 (3.1/2)	1	22551.158.088	3/4X120 (4.3/4)	1	22551.191.120
1/2X70 (2.3/4)	1	22551.127.069	5/8X95 (3.3/4)	1	22551.158.095	3/4X125 (5)	1	22551.191.127
1/2X75 (3)	1	22551.127.076	5/8X100 (4)	1	22551.158.101			
1/2X80 (3.1/4)	1	22551.127.082	5/8X110 (4.1/4)	1	22551.158.107	7/8X115 (4.1/2)	1	22551.222.114
1/2X90 (3.1/2)	1	22551.127.088	5/8X115 (4.1/2)	1	22551.158.114	7/8X120 (4.3/4)	1	22551.222.120
1/2X95 (3.3/4)	1	22551.127.095	5/8X120 (4.3/4)	1	22551.158.120	7/8X125 (5)	1	22551.222.127
1/2X100 (4)	1	22551.127.101	5/8X125 (5)	1	22551.158.127	7/8X135 (5.1/4)	1	22551.222.133
						7/8X140 (5.1/2)	1	22551.222.139
5/8X65 (2.1/2)	1	22551.158.063	3/4X95 (3.3/4)	1	22551.191.095	7/8X145 (5.3/4)	1	22551.222.146
5/8X70 (2.3/4)	1	22551.158.069	3/4X100 (4)	1	22551.191.101	7/8X150 (6)	1	22551.222.152
5/8X75 (3)	1	22551.158.076	3/4X110 (4.1/4)	1	22551.191.107			
5/8X80 (3.1/4)	1	22551.158.082	3/4X115 (4.1/2)	1	22551.191.114	1 Inch X165 (6.1/2)	1	22551.254.165

22534 Studbolt with 2 heavy hexagon nuts / Studbolt met 2 zware zeskantmoeren / Goujon fileté avec 2 écrous hexagonaux lourds G12A

Thread Unified National Coarse
Material Stainless steel ASTM A193 - ASTM A194
Class Gr.B8 - Gr.8

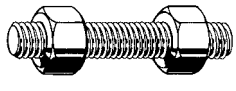

d x L mm (L Inch)	✉	Art.number	d x L mm (L Inch)	✉	Art.number	d x L mm (L Inch)	✉	Art.number
1/2X40 (1.1/2)	1	22534.127.038	1/2X230 (9)	1	22534.127.228	5/8X200 (8)	1	22534.158.203
1/2X45 (1.3/4)	1	22534.127.044	1/2X250 (9.3/4)	1	22534.127.247	5/8X205 (8.1/8)	1	22534.158.205
1/2X50 (2)	1	22534.127.050	1/2X280 (11)	1	22534.127.279	5/8X210 (8.1/4)	1	22534.158.209
1/2X55 (2.1/4)	1	22534.127.057				5/8X215 (8.1/2)	1	22534.158.215
1/2X60 (2.3/8)	1	22534.127.060	5/8X40 (1.1/2)	1	22534.158.038	5/8X220 (8.3/4)	1	22534.158.222
1/2X65 (2.1/2)	1	22534.127.063	5/8X45 (1.3/4)	1	22534.158.044	5/8X225 (8.7/8)	1	22534.158.225
1/2X70 (2.3/4)	1	22534.127.069	5/8X50 (2)	1	22534.158.050	5/8X230 (9)	1	22534.158.228
1/2X75 (3)	1	22534.127.076	5/8X55 (2.1/4)	1	22534.158.057	5/8X235 (9.1/4)	1	22534.158.234
1/2X80 (3.1/4)	1	22534.127.082	5/8X60 (2.3/8)	1	22534.158.060	5/8X240 (9.1/2)	1	22534.158.241
1/2X85 (3.3/8)	1	22534.127.085	5/8X65 (2.1/2)	1	22534.158.063	5/8X245 (9.5/8)	1	22534.158.245
1/2X90 (3.1/2)	1	22534.127.088	5/8X70 (2.3/4)	1	22534.158.069	5/8X250 (9.3/4)	1	22534.158.247
1/2X95 (3.3/4)	1	22534.127.095	5/8X75 (3)	1	22534.158.076	5/8X255 (10)	1	22534.158.254
1/2X100 (4)	1	22534.127.101	5/8X80 (3.1/4)	1	22534.158.082	5/8X260 (10.1/4)	1	22534.158.260
1/2X105 (4.1/8)	1	22534.127.105	5/8X85 (3.3/8)	1	22534.158.085	5/8X265 (10.1/2)	1	22534.158.266
1/2X110 (4.1/4)	1	22534.127.107	5/8X90 (3.1/2)	1	22534.158.088	5/8X270 (10.5/8)	1	22534.158.270
1/2X115 (4.1/2)	1	22534.127.114	5/8X95 (3.3/4)	1	22534.158.095	5/8X275 (10.3/4)	1	22534.158.273
1/2X120 (4.3/4)	1	22534.127.120	5/8X100 (4)	1	22534.158.101	5/8X280 (11)	1	22534.158.279
1/2X125 (5)	1	22534.127.127	5/8X105 (4.1/8)	1	22534.158.105	5/8X285 (11.1/4)	1	22534.158.285
1/2X130 (5.1/8)	1	22534.127.130	5/8X110 (4.1/4)	1	22534.158.107	5/8X290 (11.3/8)	1	22534.158.290
1/2X135 (5.1/4)	1	22534.127.133	5/8X115 (4.1/2)	1	22534.158.114	5/8X295 (11.1/2)	1	22534.158.292
1/2X140 (5.1/2)	1	22534.127.139	5/8X120 (4.3/4)	1	22534.158.120	5/8X300 (11.3/4)	1	22534.158.298
1/2X145 (5.3/4)	1	22534.127.146	5/8X125 (5)	1	22534.158.127	5/8X305 (12)	1	22534.158.304
1/2X150 (6)	1	22534.127.152	5/8X130 (5.1/8)	1	22534.158.130	5/8X310 (12.1/4)	1	22534.158.311
1/2X155 (6.1/8)	1	22534.127.155	5/8X135 (5.1/4)	1	22534.158.133	5/8X315 (12.1/2)	1	22534.158.317
1/2X160 (6.1/4)	1	22534.127.158	5/8X140 (5.1/2)	1	22534.158.139	5/8X320 (12.5/8)	1	22534.158.320
1/2X165 (6.1/2)	1	22534.127.165	5/8X145 (5.3/4)	1	22534.158.146	5/8X325 (12.3/4)	1	22534.158.323
1/2X170 (6.3/4)	1	22534.127.171	5/8X150 (6)	1	22534.158.152	5/8X330 (13)	1	22534.158.330
1/2X175 (6.7/8)	1	22534.127.175	5/8X155 (6.1/8)	1	22534.158.155	5/8X335 (13.1/4)	1	22534.158.336
1/2X180 (7)	1	22534.127.177	5/8X160 (6.1/4)	1	22534.158.158	5/8X340 (13.3/8)	1	22534.158.340
1/2X185 (7.1/4)	1	22534.127.184	5/8X165 (6.1/2)	1	22534.158.165	5/8X370 (14.1/2)	1	22534.158.368
1/2X190 (7.1/2)	1	22534.127.190	5/8X170 (6.3/4)	1	22534.158.171	5/8X375 (14.3/4)	1	22534.158.374
1/2X195 (7.3/4)	1	22534.127.196	5/8X175 (6.7/8)	1	22534.158.175	5/8X385 (15.1/4)	1	22534.158.387
1/2X200 (8)	1	22534.127.203	5/8X180 (7)	1	22534.158.177			
1/2X205 (8.1/8)	1	22534.127.205	5/8X185 (7.1/4)	1	22534.158.184	3/4X50 (2)	1	22534.191.050
1/2X210 (8.1/4)	1	22534.127.209	5/8X190 (7.1/2)	1	22534.158.190	3/4X55 (2.1/4)	1	22534.191.057
1/2X225 (8.7/8)	1	22534.127.225	5/8X195 (7.3/4)	1	22534.158.196	3/4X60 (2.3/8)	1	22534.191.060

22534 Studbolt with 2 heavy hexagon nuts / Studbolt met 2 zware zeskantmoeren / Goujon fileté avec 2 écrous hexagonaux lourds ←

d x L mm (L Inch)	✉	Art.number	d x L mm (L Inch)	✉	Art.number	d x L mm (L Inch)	✉	Art.number
3/4X65 (2.1/2)	1	22534.191.063				7/8X515 (20.1/4)	1	22534.222.514
3/4X70 (2.3/4)	1	22534.191.069	7/8X70 (2.3/4)	1	22534.222.069	7/8X525 (20.3/4)	1	22534.222.527
3/4X75 (3)	1	22534.191.076	7/8X75 (3)	1	22534.222.076			
3/4X80 (3.1/4)	1	22534.191.082	7/8X80 (3.1/4)	1	22534.222.082	1 Inch X80 (3.1/4)	1	22534.254.082
3/4X85 (3.3/8)	1	22534.191.085	7/8X85 (3.3/8)	1	22534.222.085	1 Inch X85 (3.3/8)	1	22534.254.085
3/4X90 (3.1/2)	1	22534.191.088	7/8X90 (3.1/2)	1	22534.222.088	1 Inch X90 (3.1/2)	1	22534.254.088
3/4X95 (3.3/4)	1	22534.191.095	7/8X95 (3.3/4)	1	22534.222.095	1 Inch X95 (3.3/4)	1	22534.254.095
3/4X100 (4)	1	22534.191.101	7/8X100 (4)	1	22534.222.101	1 Inch X105 (4.1/8)	1	22534.254.105
3/4X105 (4.1/8)	1	22534.191.105	7/8X105 (4.1/8)	1	22534.222.105	1 Inch X120 (4.3/4)	1	22534.254.120
3/4X110 (4.1/4)	1	22534.191.107	7/8X110 (4.1/4)	1	22534.222.107	1 Inch X125 (5)	1	22534.254.127
3/4X115 (4.1/2)	1	22534.191.114	7/8X115 (4.1/2)	1	22534.222.114	1 Inch X130 (5.1/8)	1	22534.254.130
3/4X120 (4.3/4)	1	22534.191.120	7/8X120 (4.3/4)	1	22534.222.120	1 Inch X135 (5.1/4)	1	22534.254.133
3/4X125 (5)	1	22534.191.127	7/8X125 (5)	1	22534.222.127	1 Inch X140 (5.1/2)	1	22534.254.139
3/4X130 (5.1/8)	1	22534.191.130	7/8X130 (5.1/8)	1	22534.222.130	1 Inch X145 (5.3/4)	1	22534.254.146
3/4X135 (5.1/4)	1	22534.191.133	7/8X135 (5.1/4)	1	22534.222.133	1 Inch X150 (6)	1	22534.254.152
3/4X140 (5.1/2)	1	22534.191.139	7/8X140 (5.1/2)	1	22534.222.139	1 Inch X155 (6.1/8)	1	22534.254.155
3/4X145 (5.3/4)	1	22534.191.146	7/8X145 (5.3/4)	1	22534.222.146	1 Inch X160 (6.1/4)	1	22534.254.158
3/4X150 (6)	1	22534.191.152	7/8X150 (6)	1	22534.222.152	1 Inch X165 (6.1/2)	1	22534.254.165
3/4X155 (6.1/8)	1	22534.191.155	7/8X155 (6.1/8)	1	22534.222.155	1 Inch X170 (6.3/4)	1	22534.254.171
3/4X160 (6.1/4)	1	22534.191.158	7/8X160 (6.1/4)	1	22534.222.158	1 Inch X175 (6.7/8)	1	22534.254.175
3/4X165 (6.1/2)	1	22534.191.165	7/8X165 (6.1/2)	1	22534.222.165	1 Inch X180 (7)	1	22534.254.177
3/4X170 (6.3/4)	1	22534.191.171	7/8X170 (6.3/4)	1	22534.222.171	1 Inch X205 (8.1/8)	1	22534.254.205
3/4X175 (6.7/8)	1	22534.191.175	7/8X175 (6.7/8)	1	22534.222.175	1 Inch X210 (8.1/4)	1	22534.254.209
3/4X180 (7)	1	22534.191.177	7/8X180 (7)	1	22534.222.177	1 Inch X215 (8.1/2)	1	22534.254.215
3/4X185 (7.1/4)	1	22534.191.184	7/8X185 (7.1/4)	1	22534.222.184	1 Inch X220 (8.3/4)	1	22534.254.222
3/4X190 (7.1/2)	1	22534.191.190	7/8X190 (7.1/2)	1	22534.222.190	1 Inch X225 (8.7/8)	1	22534.254.225
3/4X195 (7.3/4)	1	22534.191.196	7/8X195 (7.3/4)	1	22534.222.196	1 Inch X230 (9)	1	22534.254.228
3/4X200 (8)	1	22534.191.203	7/8X200 (8)	1	22534.222.203	1 Inch X235 (9.1/4)	1	22534.254.234
3/4X205 (8.1/8)	1	22534.191.205	7/8X205 (8.1/8)	1	22534.222.205	1 Inch X240 (9.1/2)	1	22534.254.241
3/4X210 (8.1/4)	1	22534.191.209	7/8X210 (8.1/4)	1	22534.222.209	1 Inch X245 (9.5/8)	1	22534.254.245
3/4X215 (8.1/2)	1	22534.191.215	7/8X215 (8.1/2)	1	22534.222.215	1 Inch X250 (9.3/4)	1	22534.254.247
3/4X220 (8.3/4)	1	22534.191.222	7/8X220 (8.3/4)	1	22534.222.222	1 Inch X255 (10)	1	22534.254.254
3/4X225 (8.7/8)	1	22534.191.225	7/8X225 (8.7/8)	1	22534.222.225	1 Inch X260 (10.1/4)	1	22534.254.260
3/4X230 (9)	1	22534.191.228	7/8X230 (9)	1	22534.222.228	1 Inch X265 (10.1/2)	1	22534.254.266
3/4X235 (9.1/4)	1	22534.191.234	7/8X235 (9.1/4)	1	22534.222.234	1 Inch X270 (10.5/8)	1	22534.254.270
3/4X240 (9.1/2)	1	22534.191.241	7/8X240 (9.1/2)	1	22534.222.241	1 Inch X275 (10.3/4)	1	22534.254.273
3/4X245 (9.5/8)	1	22534.191.245	7/8X245 (9.5/8)	1	22534.222.245	1 Inch X280 (11)	1	22534.254.279
3/4X250 (9.3/4)	1	22534.191.247	7/8X250 (9.3/4)	1	22534.222.247	1 Inch X285 (11.1/4)	1	22534.254.285
3/4X255 (10)	1	22534.191.254	7/8X255 (10)	1	22534.222.254	1 Inch X290 (11.3/8)	1	22534.254.290
3/4X260 (10.1/4)	1	22534.191.260	7/8X260 (10.1/4)	1	22534.222.260	1 Inch X295 (11.1/2)	1	22534.254.292
3/4X265 (10.1/2)	1	22534.191.266	7/8X265 (10.1/2)	1	22534.222.266	1 Inch X300 (11.3/4)	1	22534.254.298
3/4X270 (10.5/8)	1	22534.191.270	7/8X270 (10.5/8)	1	22534.222.270	1 Inch X305 (12)	1	22534.254.304
3/4X275 (10.3/4)	1	22534.191.273	7/8X275 (10.3/4)	1	22534.222.273	1 Inch X310 (12.1/4)	1	22534.254.311
3/4X280 (11)	1	22534.191.279	7/8X280 (11)	1	22534.222.279	1 Inch X315 (12.1/2)	1	22534.254.317
3/4X285 (11.1/4)	1	22534.191.285	7/8X285 (11.1/4)	1	22534.222.285	1 Inch X320 (12.5/8)	1	22534.254.320
3/4X290 (11.3/8)	1	22534.191.290	7/8X290 (11.3/8)	1	22534.222.290	1 Inch X325 (12.3/4)	1	22534.254.323
3/4X295 (11.1/2)	1	22534.191.292	7/8X295 (11.1/2)	1	22534.222.292	1 Inch X330 (13)	1	22534.254.330
3/4X300 (11.3/4)	1	22534.191.298	7/8X300 (11.3/4)	1	22534.222.298	1 Inch X335 (13.1/4)	1	22534.254.336
3/4X305 (12)	1	22534.191.304	7/8X305 (12)	1	22534.222.304	1 Inch X340 (13.3/8)	1	22534.254.340
3/4X310 (12.1/4)	1	22534.191.311	7/8X310 (12.1/4)	1	22534.222.311	1 Inch X345 (13.1/2)	1	22534.254.342
3/4X315 (12.1/2)	1	22534.191.317	7/8X315 (12.1/2)	1	22534.222.317	1 Inch X350 (13.3/4)	1	22534.254.349
3/4X320 (12.3/8)	1	22534.191.320	7/8X320 (12.5/8)	1	22534.222.320	1 Inch X355 (14)	1	22534.254.355
3/4X325 (12.3/4)	1	22534.191.323	7/8X325 (12.3/4)	1	22534.222.323	1 Inch X360 (14.1/4)	1	22534.254.361
3/4X330 (13)	1	22534.191.330	7/8X330 (13)	1	22534.222.330	1 Inch X365 (14.3/8)	1	22534.254.365
3/4X335 (13.1/4)	1	22534.191.336	7/8X335 (13.1/4)	1	22534.222.336	1 Inch X370 (14.1/2)	1	22534.254.368
3/4X340 (13.3/8)	1	22534.191.340	7/8X340 (13.3/8)	1	22534.222.340	1 Inch X375 (14.3/4)	1	22534.254.374
3/4X345 (13.1/2)	1	22534.191.342	7/8X345 (13.1/2)	1	22534.222.342	1 Inch X380 (15)	1	22534.254.381
3/4X350 (13.3/4)	1	22534.191.349	7/8X350 (13.3/4)	1	22534.222.349	1 Inch X385 (15.1/4)	1	22534.254.387
3/4X355 (14)	1	22534.191.355	7/8X355 (14)	1	22534.222.355	1 Inch X390 (15.3/8)	1	22534.254.390
3/4X360 (14.1/4)	1	22534.191.361	7/8X360 (14.1/4)	1	22534.222.361	1 Inch X395 (15.1/2)	1	22534.254.393
3/4X365 (14.3/8)	1	22534.191.365	7/8X365 (14.3/8)	1	22534.222.365	1 Inch X400 (15.3/4)	1	22534.254.400
3/4X370 (14.1/2)	1	22534.191.368	7/8X370 (14.1/2)	1	22534.222.368	1 Inch X405 (16)	1	22534.254.406
3/4X375 (14.3/4)	1	22534.191.374	7/8X375 (14.3/4)	1	22534.222.375	1 Inch X410 (16.1/8)	1	22534.254.410
3/4X380 (15)	1	22534.191.381	7/8X380 (15)	1	22534.222.381	1 Inch X415 (16.1/4)	1	22534.254.412
3/4X385 (15.1/4)	1	22534.191.387	7/8X385 (15.1/4)	1	22534.222.382	1 Inch X420 (16.1/2)	1	22534.254.419
3/4X390 (15.3/8)	1	22534.191.390	7/8X390 (15.3/8)	1	22534.222.390	1 Inch X425 (16.3/4)	1	22534.254.425
3/4X395 (15.1/2)	1	22534.191.393	7/8X395 (15.1/2)	1	22534.222.393	1 Inch X430 (17)	1	22534.254.431
3/4X400 (15.3/4)	1	22534.191.400	7/8X400 (15.3/4)	1	22534.222.400	1 Inch X435 (17.1/8)	1	22534.254.435
3/4X405 (16)	1	22534.191.406	7/8X405 (16)	1	22534.222.406	1 Inch X440 (17.1/4)	1	22534.254.438
3/4X410 (16.1/8)	1	22534.191.410	7/8X410 (16.1/8)	1	22534.222.410	1 Inch X445 (17.1/2)	1	22534.254.444
3/4X415 (16.1/4)	1	22534.191.412	7/8X415 (16.1/4)	1	22534.222.412	1 Inch X450 (17.3/4)	1	22534.254.450
3/4X420 (16.1/2)	1	22534.191.419	7/8X420 (16.1/2)	1	22534.222.419	1 Inch X455 (18)	1	22534.254.457
3/4X430 (17)	1	22534.191.431	7/8X425 (16.3/4)	1	22534.222.425	1 Inch X460 (18.1/8)	1	22534.254.460
3/4X440 (17.1/4)	1	22534.191.438	7/8X430 (17)	1	22534.222.431	1 Inch X470 (18.1/2)	1	22534.254.469
3/4X450 (17.3/4)	1	22534.191.450	7/8X440 (17.1/4)	1	22534.222.438	1 Inch X485 (19)	1	22534.254.482
3/4X455 (18)	1	22534.191.457	7/8X450 (17.3/4)	1	22534.222.450	1 Inch X505 (19.7/8)	1	22534.254.505
3/4X470 (18.1/2)	1	22534.191.469	7/8X455 (18)	1	22534.222.457	1 Inch X515 (20.1/4)	1	22534.254.514
3/4X480 (18.7/8)	1	22534.191.480	7/8X470 (18.1/2)	1	22534.222.469	1 Inch X520 (20.1/2)	1	22534.254.520
3/4X485 (19)	1	22534.191.482	7/8X485 (19)	1	22534.222.482	1 Inch X595 (23.1/2)	1	22534.254.596
3/4X580 (22.7/8)	1	22534.191.580	7/8X495 (19.1/2)	1	22534.222.495	1 Inch X730 (28.3/4)	1	22534.254.730
3/4X625 (24.5/8)	1	22534.191.625	7/8X510 (20)	1	22534.222.508			

22544 Studbolt with 2 heavy hexagon nuts / Studbolt met 2 zware zeskantmoeren / Goujon fileté avec 2 écrous hexagonaux lourds G12A

Thread 8 Unified National
Material Stainless steel ASTM A193 - ASTM A194
Class Gr.B8 - Gr.8

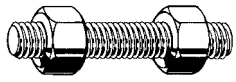

d x L mm (L Inch)	✉	Art.number	d x L mm (L Inch)	✉	Art.number	d x L mm (L Inch)	✉	Art.number
1.1/8X150 (6)	1	22544.285.152				1.1/4X260 (10.1/4)	1	22544.317.260
1.1/8X170 (6.3/4)	1	22544.285.171	1.1/4X190 (7.1/2)	1	22544.317.190			
1.1/8X195 (7.3/4)	1	22544.285.196	1.1/4X200 (8)	1	22544.317.203	1.1/2X285 (11.1/4)	1	22544.381.285
1.1/8X280 (11)	1	22544.285.279	1.1/4X235 (9.1/4)	1	22544.317.234			

22529 Studbolt with 2 heavy hexagon nuts / Studbolt met 2 zware zeskantmoeren / Goujon fileté avec 2 écrous hexagonaux lourds G12A

Thread Unified National Coarse
Material Stainless steel ASTM A193 - ASTM A194
Class Gr.B8 Cl.2 - Gr.8

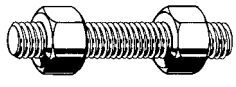

d x L mm (L Inch)	✉	Art.number	d x L mm (L Inch)	✉	Art.number	d x L mm (L Inch)	✉	Art.number
1/2X40 (1.1/2)	1	22529.127.038	1/2X345 (13.1/2)	1	22529.127.342	5/8X275 (10.3/4)	1	22529.158.273
1/2X45 (1.3/4)	1	22529.127.044	1/2X350 (13.3/4)	1	22529.127.349	5/8X280 (11)	1	22529.158.279
1/2X50 (2)	1	22529.127.050	1/2X355 (14)	1	22529.127.355	5/8X285 (11.1/4)	1	22529.158.285
1/2X55 (2.1/4)	1	22529.127.057	1/2X360 (14.1/4)	1	22529.127.361	5/8X290 (11.3/8)	1	22529.158.290
1/2X60 (2.3/8)	1	22529.127.060	1/2X365 (14.3/8)	1	22529.127.365	5/8X295 (11.1/2)	1	22529.158.292
1/2X65 (2.1/2)	1	22529.127.063	1/2X370 (14.1/2)	1	22529.127.368	5/8X300 (11.3/4)	1	22529.158.298
1/2X70 (2.3/4)	1	22529.127.069	1/2X375 (14.3/4)	1	22529.127.374	5/8X305 (12)	1	22529.158.304
1/2X75 (3)	1	22529.127.076	1/2X380 (15)	1	22529.127.381	5/8X310 (12.1/4)	1	22529.158.311
1/2X80 (3.1/4)	1	22529.127.082	1/2X385 (15.1/4)	1	22529.127.387	5/8X315 (12.1/2)	1	22529.158.317
1/2X85 (3.3/8)	1	22529.127.085	1/2X390 (15.3/8)	1	22529.127.390	5/8X320 (12.5/8)	1	22529.158.320
1/2X90 (3.1/2)	1	22529.127.088	1/2X395 (15.1/2)	1	22529.127.393	5/8X325 (12.3/4)	1	22529.158.323
1/2X95 (3.3/4)	1	22529.127.095	1/2X400 (15.3/4)	1	22529.127.400	5/8X330 (13)	1	22529.158.330
1/2X100 (4)	1	22529.127.101				5/8X335 (13.1/4)	1	22529.158.337
1/2X105 (4.1/8)	1	22529.127.105	5/8X40 (1.1/2)	1	22529.158.038	5/8X340 (13.3/8)	1	22529.158.340
1/2X110 (4.1/4)	1	22529.127.107	5/8X45 (1.3/4)	1	22529.158.044	5/8X345 (13.1/2)	1	22529.158.342
1/2X115 (4.1/2)	1	22529.127.114	5/8X50 (2)	1	22529.158.050	5/8X350 (13.3/4)	1	22529.158.349
1/2X120 (4.3/4)	1	22529.127.120	5/8X55 (2.1/4)	1	22529.158.057	5/8X355 (14)	1	22529.158.355
1/2X125 (5)	1	22529.127.127	5/8X60 (2.3/8)	1	22529.158.060	5/8X360 (14.1/4)	1	22529.158.361
1/2X130 (5.1/8)	1	22529.127.130	5/8X65 (2.1/2)	1	22529.158.063	5/8X365 (14.3/8)	1	22529.158.365
1/2X135 (5.1/4)	1	22529.127.133	5/8X70 (2.3/4)	1	22529.158.069	5/8X370 (14.1/2)	1	22529.158.368
1/2X140 (5.1/2)	1	22529.127.139	5/8X75 (3)	1	22529.158.076	5/8X375 (14.3/4)	1	22529.158.374
1/2X145 (5.3/4)	1	22529.127.146	5/8X80 (3.1/4)	1	22529.158.082	5/8X380 (15)	1	22529.158.381
1/2X150 (6)	1	22529.127.152	5/8X85 (3.3/8)	1	22529.158.085	5/8X385 (15.1/4)	1	22529.158.387
1/2X155 (6.1/8)	1	22529.127.155	5/8X90 (3.1/2)	1	22529.158.088	5/8X390 (15.3/8)	1	22529.158.390
1/2X160 (6.1/4)	1	22529.127.158	5/8X95 (3.3/4)	1	22529.158.095	5/8X395 (15.1/2)	1	22529.158.393
1/2X165 (6.1/2)	1	22529.127.165	5/8X100 (4)	1	22529.158.101	5/8X400 (15.3/4)	1	22529.158.400
1/2X170 (6.3/4)	1	22529.127.171	5/8X105 (4.1/8)	1	22529.158.105			
1/2X175 (6.7/8)	1	22529.127.175	5/8X110 (4.1/4)	1	22529.158.107	3/4X50 (2)	1	22529.191.050
1/2X180 (7)	1	22529.127.177	5/8X115 (4.1/2)	1	22529.158.114	3/4X55 (2.1/4)	1	22529.191.057
1/2X185 (7.1/4)	1	22529.127.184	5/8X120 (4.3/4)	1	22529.158.120	3/4X60 (2.3/8)	1	22529.191.060
1/2X190 (7.1/2)	1	22529.127.190	5/8X125 (5)	1	22529.158.127	3/4X65 (2.1/2)	1	22529.191.063
1/2X195 (7.3/4)	1	22529.127.196	5/8X130 (5.1/8)	1	22529.158.130	3/4X70 (2.3/4)	1	22529.191.069
1/2X200 (8)	1	22529.127.203	5/8X135 (5.1/4)	1	22529.158.133	3/4X75 (3)	1	22529.191.076
1/2X205 (8.1/8)	1	22529.127.205	5/8X140 (5.1/2)	1	22529.158.139	3/4X80 (3.1/4)	1	22529.191.082
1/2X210 (8.1/4)	1	22529.127.209	5/8X145 (5.3/4)	1	22529.158.146	3/4X85 (3.3/8)	1	22529.191.085
1/2X215 (8.1/2)	1	22529.127.215	5/8X150 (6)	1	22529.158.152	3/4X90 (3.1/2)	1	22529.191.088
1/2X220 (8.3/4)	1	22529.127.222	5/8X155 (6.1/8)	1	22529.158.155	3/4X95 (3.3/4)	1	22529.191.095
1/2X225 (8.7/8)	1	22529.127.225	5/8X160 (6.1/4)	1	22529.158.158	3/4X100 (4)	1	22529.191.101
1/2X230 (9)	1	22529.127.228	5/8X165 (6.1/2)	1	22529.158.165	3/4X105 (4.1/8)	1	22529.191.105
1/2X235 (9.1/4)	1	22529.127.234	5/8X170 (6.3/4)	1	22529.158.171	3/4X110 (4.1/4)	1	22529.191.107
1/2X240 (9.1/2)	1	22529.127.241	5/8X175 (6.7/8)	1	22529.158.175	3/4X115 (4.1/2)	1	22529.191.114
1/2X245 (9.5/8)	1	22529.127.245	5/8X180 (7)	1	22529.158.177	3/4X120 (4.3/4)	1	22529.191.120
1/2X250 (9.3/4)	1	22529.127.247	5/8X185 (7.1/4)	1	22529.158.184	3/4X125 (5)	1	22529.191.127
1/2X255 (10)	1	22529.127.254	5/8X190 (7.1/2)	1	22529.158.190	3/4X130 (5.1/8)	1	22529.191.130
1/2X260 (10.1/4)	1	22529.127.260	5/8X195 (7.3/4)	1	22529.158.196	3/4X135 (5.1/4)	1	22529.191.133
1/2X265 (10.1/2)	1	22529.127.266	5/8X200 (8)	1	22529.158.203	3/4X140 (5.1/2)	1	22529.191.139
1/2X270 (10.5/8)	1	22529.127.270	5/8X205 (8.1/8)	1	22529.158.205	3/4X145 (5.3/4)	1	22529.191.146
1/2X275 (10.3/4)	1	22529.127.273	5/8X210 (8.1/4)	1	22529.158.209	3/4X150 (6)	1	22529.191.152
1/2X280 (11)	1	22529.127.279	5/8X215 (8.1/2)	1	22529.158.215	3/4X155 (6.1/8)	1	22529.191.155
1/2X285 (11.1/4)	1	22529.127.285	5/8X220 (8.3/4)	1	22529.158.222	3/4X160 (6.1/4)	1	22529.191.158
1/2X290 (11.3/8)	1	22529.127.290	5/8X225 (8.7/8)	1	22529.158.225	3/4X165 (6.1/2)	1	22529.191.165
1/2X295 (11.1/2)	1	22529.127.292	5/8X230 (9)	1	22529.158.228	3/4X170 (6.3/4)	1	22529.191.171
1/2X300 (11.3/4)	1	22529.127.298	5/8X235 (9.1/4)	1	22529.158.234	3/4X175 (6.7/8)	1	22529.191.175
1/2X305 (12)	1	22529.127.304	5/8X240 (9.1/2)	1	22529.158.241	3/4X180 (7)	1	22529.191.177
1/2X310 (12.1/4)	1	22529.127.311	5/8X245 (9.5/8)	1	22529.158.245	3/4X185 (7.1/4)	1	22529.191.184
1/2X315 (12.1/2)	1	22529.127.317	5/8X250 (9.3/4)	1	22529.158.247	3/4X190 (7.1/2)	1	22529.191.190
1/2X320 (12.5/8)	1	22529.127.320	5/8X255 (10)	1	22529.158.254	3/4X195 (7.3/4)	1	22529.191.196
1/2X325 (12.3/4)	1	22529.127.326	5/8X260 (10.1/4)	1	22529.158.260	3/4X200 (8)	1	22529.191.203
1/2X330 (13)	1	22529.127.330	5/8X265 (10.1/2)	1	22529.158.266	3/4X205 (8.1/8)	1	22529.191.205
1/2X335 (13.1/4)	1	22529.127.336	5/8X270 (10.5/8)	1	22529.158.270	3/4X210 (8.1/4)	1	22529.191.209
1/2X340 (13.3/8)	1	22529.127.340						

22529 Studbolt with 2 heavy hexagon nuts / Studbolt met 2 zware zeskantmoeren / Goujon fileté avec 2 écrous hexagonaux lourds

d x L mm (L Inch)	✉	Art.number
3/4X215 (8.1/2)	1	22529.191.215
3/4X220 (8.3/4)	1	22529.191.222
3/4X225 (8.7/8)	1	22529.191.225
3/4X230 (9)	1	22529.191.228
3/4X235 (9.1/4)	1	22529.191.234
3/4X240 (9.1/2)	1	22529.191.241
3/4X245 (9.5/8)	1	22529.191.245
3/4X250 (9.3/4)	1	22529.191.247
3/4X255 (10)	1	22529.191.254
3/4X260 (10.1/4)	1	22529.191.260
3/4X265 (10.1/2)	1	22529.191.266
3/4X270 (10.5/8)	1	22529.191.270
3/4X275 (10.3/4)	1	22529.191.273
3/4X280 (11)	1	22529.191.279
3/4X285 (11.1/4)	1	22529.191.285
3/4X290 (11.3/8)	1	22529.191.290
3/4X295 (11.1/2)	1	22529.191.292
3/4X300 (11.3/4)	1	22529.191.298
3/4X305 (12)	1	22529.191.304
3/4X310 (12.1/4)	1	22529.191.311
3/4X315 (12.1/2)	1	22529.191.317
3/4X320 (12.3/8)	1	22529.191.320
3/4X325 (12.3/4)	1	22529.191.323
3/4X330 (13)	1	22529.191.330
3/4X335 (13.1/4)	1	22529.191.337
3/4X340 (13.3/8)	1	22529.191.340
3/4X345 (13.1/2)	1	22529.191.342
3/4X350 (13.3/4)	1	22529.191.349
3/4X355 (14)	1	22529.191.355
3/4X360 (14.1/4)	1	22529.191.361
3/4X365 (14.3/8)	1	22529.191.365
3/4X370 (14.1/2)	1	22529.191.368
3/4X375 (14.3/4)	1	22529.191.374
3/4X380 (15)	1	22529.191.381
3/4X385 (15.1/4)	1	22529.191.387
3/4X390 (15.3/8)	1	22529.191.390
3/4X395 (15.1/2)	1	22529.191.393
3/4X400 (15.3/4)	1	22529.191.400
3/4X405 (16)	1	22529.191.406
3/4X410 (16.1/8)	1	22529.191.410
3/4X415 (16.1/4)	1	22529.191.412
3/4X420 (16.1/2)	1	22529.191.419
3/4X430 (17)	1	22529.191.431
3/4X440 (17.1/4)	1	22529.191.438
3/4X450 (17.3/4)	1	22529.191.450
3/4X455 (18)	1	22529.191.457
3/4X470 (18.1/2)	1	22529.191.469
3/4X480 (18.7/8)	1	22529.191.480
3/4X485 (19)	1	22529.191.482
3/4X580 (22.7/8)	1	22529.191.580
3/4X625 (24.5/8)	1	22529.191.625
7/8X70 (2.3/4)	1	22529.222.069
7/8X75 (3)	1	22529.222.076
7/8X80 (3.1/4)	1	22529.222.082
7/8X85 (3.3/8)	1	22529.222.085
7/8X90 (3.1/2)	1	22529.222.088
7/8X95 (3.3/4)	1	22529.222.095
7/8X100 (4)	1	22529.222.101
7/8X105 (4.1/8)	1	22529.222.105
7/8X110 (4.1/4)	1	22529.222.107
7/8X115 (4.1/2)	1	22529.222.114
7/8X120 (4.3/4)	1	22529.222.120
7/8X125 (5)	1	22529.222.127
7/8X130 (5.1/8)	1	22529.222.130
7/8X135 (5.1/4)	1	22529.222.133
7/8X140 (5.1/2)	1	22529.222.139
7/8X145 (5.3/4)	1	22529.222.146
7/8X150 (6)	1	22529.222.152
7/8X155 (6.1/8)	1	22529.222.155
7/8X160 (6.1/4)	1	22529.222.158
7/8X165 (6.1/2)	1	22529.222.165
7/8X170 (6.3/4)	1	22529.222.171
7/8X175 (6.7/8)	1	22529.222.175
7/8X180 (7)	1	22529.222.177
7/8X185 (7.1/4)	1	22529.222.184
7/8X190 (7.1/2)	1	22529.222.190
7/8X195 (7.3/4)	1	22529.222.196
7/8X200 (8)	1	22529.222.203
7/8X205 (8.1/8)	1	22529.222.205
7/8X210 (8.1/4)	1	22529.222.209
7/8X215 (8.1/2)	1	22529.222.215
7/8X220 (8.3/4)	1	22529.222.222
7/8X225 (8.7/8)	1	22529.222.225
7/8X230 (9)	1	22529.222.228
7/8X235 (9.1/4)	1	22529.222.234
7/8X240 (9.1/2)	1	22529.222.241
7/8X245 (9.5/8)	1	22529.222.245
7/8X250 (9.3/4)	1	22529.222.247
7/8X255 (10)	1	22529.222.254
7/8X260 (10.1/4)	1	22529.222.260
7/8X265 (10.1/2)	1	22529.222.266
7/8X270 (10.5/8)	1	22529.222.270
7/8X275 (10.3/4)	1	22529.222.273
7/8X280 (11)	1	22529.222.279
7/8X285 (11.1/4)	1	22529.222.285
7/8X290 (11.3/8)	1	22529.222.290
7/8X295 (11.1/2)	1	22529.222.292
7/8X300 (11.3/4)	1	22529.222.298
7/8X305 (12)	1	22529.222.304
7/8X310 (12.1/4)	1	22529.222.311
7/8X315 (12.1/2)	1	22529.222.317
7/8X320 (12.5/8)	1	22529.222.320
7/8X325 (12.3/4)	1	22529.222.323
7/8X330 (13)	1	22529.222.330
7/8X335 (13.1/4)	1	22529.222.337
7/8X340 (13.3/8)	1	22529.222.340
7/8X345 (13.1/2)	1	22529.222.342
7/8X350 (13.3/4)	1	22529.222.349
7/8X355 (14)	1	22529.222.355
7/8X360 (14.1/4)	1	22529.222.361
7/8X365 (14.3/8)	1	22529.222.365
7/8X370 (14.1/2)	1	22529.222.368
7/8X375 (14.3/4)	1	22529.222.375
7/8X380 (15)	1	22529.222.381
7/8X385 (15.1/4)	1	22529.222.382
7/8X390 (15.3/8)	1	22529.222.390
7/8X395 (15.1/2)	1	22529.222.393
7/8X400 (15.3/4)	1	22529.222.400
7/8X405 (16)	1	22529.222.406
7/8X410 (16.1/8)	1	22529.222.410
7/8X415 (16.1/4)	1	22529.222.412
7/8X420 (16.1/2)	1	22529.222.419
7/8X425 (16.3/4)	1	22529.222.425
7/8X430 (17)	1	22529.222.431
7/8X435 (17.1/8)	1	22529.222.435
7/8X440 (17.1/4)	1	22529.222.438
7/8X445 (17.1/2)	1	22529.222.444
7/8X450 (17.3/4)	1	22529.222.450
7/8X455 (18)	1	22529.222.457
7/8X460 (18.1/8)	1	22529.222.460
7/8X465 (18.1/4)	1	22529.222.463
7/8X470 (18.1/2)	1	22529.222.469
7/8X475 (18.3/4)	1	22529.222.476
7/8X480 (18.7/8)	1	22529.222.480
7/8X485 (19)	1	22529.222.482
7/8X490 (19.1/4)	1	22529.222.488
7/8X495 (19.1/2)	1	22529.222.495
7/8X500 (19.3/4)	1	22529.222.501
7/8X510 (20)	1	22529.222.508
7/8X515 (20.1/4)	1	22529.222.514
7/8X525 (20.3/4)	1	22529.222.527
1 Inch X80 (3.1/4)	1	22529.254.082
1 Inch X85 (3.3/8)	1	22529.254.085
1 Inch X90 (3.1/2)	1	22529.254.088
1 Inch X95 (3.3/4)	1	22529.254.095
1 Inch X100 (4)	1	22529.254.101
1 Inch X105 (4.1/8)	1	22529.254.105
1 Inch X110 (4.1/4)	1	22529.254.107
1 Inch X115 (4.1/2)	1	22529.254.114
1 Inch X120 (4.3/4)	1	22529.254.120
1 Inch X125 (5)	1	22529.254.127
1 Inch X130 (5.1/8)	1	22529.254.130
1 Inch X135 (5.1/4)	1	22529.254.133
1 Inch X140 (5.1/2)	1	22529.254.139
1 Inch X145 (5.3/4)	1	22529.254.146
1 Inch X150 (6)	1	22529.254.152
1 Inch X155 (6.1/8)	1	22529.254.155
1 Inch X160 (6.1/4)	1	22529.254.158
1 Inch X165 (6.1/2)	1	22529.254.165
1 Inch X170 (6.3/4)	1	22529.254.171
1 Inch X175 (6.7/8)	1	22529.254.175
1 Inch X180 (7)	1	22529.254.177
1 Inch X185 (7.1/4)	1	22529.254.184
1 Inch X190 (7.1/2)	1	22529.254.190
1 Inch X195 (7.3/4)	1	22529.254.196
1 Inch X200 (8)	1	22529.254.203
1 Inch X205 (8.1/8)	1	22529.254.205
1 Inch X210 (8.1/4)	1	22529.254.209
1 Inch X215 (8.1/2)	1	22529.254.215
1 Inch X220 (8.3/4)	1	22529.254.222
1 Inch X225 (8.7/8)	1	22529.254.225
1 Inch X230 (9)	1	22529.254.228
1 Inch X235 (9.1/4)	1	22529.254.234
1 Inch X240 (9.1/2)	1	22529.254.241
1 Inch X245 (9.5/8)	1	22529.254.245
1 Inch X250 (9.3/4)	1	22529.254.247
1 Inch X255 (10)	1	22529.254.254
1 Inch X260 (10.1/4)	1	22529.254.260
1 Inch X265 (10.1/2)	1	22529.254.266
1 Inch X270 (10.5/8)	1	22529.254.270
1 Inch X275 (10.3/4)	1	22529.254.273
1 Inch X280 (11)	1	22529.254.279
1 Inch X285 (11.1/4)	1	22529.254.285
1 Inch X290 (11.3/8)	1	22529.254.290
1 Inch X295 (11.1/2)	1	22529.254.292
1 Inch X300 (11.3/4)	1	22529.254.298
1 Inch X305 (12)	1	22529.254.304
1 Inch X310 (12.1/4)	1	22529.254.311
1 Inch X315 (12.1/2)	1	22529.254.317
1 Inch X320 (12.5/8)	1	22529.254.320
1 Inch X325 (12.3/4)	1	22529.254.323
1 Inch X330 (13)	1	22529.254.330
1 Inch X335 (13.1/4)	1	22529.254.337
1 Inch X340 (13.3/8)	1	22529.254.340
1 Inch X345 (13.1/2)	1	22529.254.342
1 Inch X350 (13.3/4)	1	22529.254.349
1 Inch X355 (14)	1	22529.254.355
1 Inch X360 (14.1/4)	1	22529.254.361
1 Inch X365 (14.3/8)	1	22529.254.365
1 Inch X370 (14.1/2)	1	22529.254.368
1 Inch X375 (14.3/4)	1	22529.254.374
1 Inch X380 (15)	1	22529.254.381
1 Inch X385 (15.1/4)	1	22529.254.387
1 Inch X390 (15.3/8)	1	22529.254.390
1 Inch X395 (15.1/2)	1	22529.254.393
1 Inch X400 (15.3/4)	1	22529.254.400
1 Inch X405 (16)	1	22529.254.406
1 Inch X410 (16.1/8)	1	22529.254.410
1 Inch X415 (16.1/4)	1	22529.254.412
1 Inch X420 (16.1/2)	1	22529.254.419
1 Inch X425 (16.3/4)	1	22529.254.425
1 Inch X430 (17)	1	22529.254.431
1 Inch X435 (17.1/8)	1	22529.254.435
1 Inch X440 (17.1/4)	1	22529.254.438
1 Inch X445 (17.1/2)	1	22529.254.444
1 Inch X450 (17.3/4)	1	22529.254.450
1 Inch X455 (18)	1	22529.254.457
1 Inch X460 (18.1/8)	1	22529.254.460
1 Inch X465 (18.1/4)	1	22529.254.463
1 Inch X470 (18.1/2)	1	22529.254.469
1 Inch X475 (18.3/4)	1	22529.254.476
1 Inch X480 (18.7/8)	1	22529.254.480
1 Inch X485 (19)	1	22529.254.482
1 Inch X490 (19.1/4)	1	22529.254.488
1 Inch X495 (19.1/2)	1	22529.254.495
1 Inch X500 (19.3/4)	1	22529.254.501
1 Inch X505 (19.7/8)	1	22529.254.505
1 Inch X515 (20.1/4)	1	22529.254.514
1 Inch X520 (20.1/2)	1	22529.254.520
1 Inch X595 (23.1/2)	1	22529.254.596
1 Inch X730 (28.3/4)	1	22529.254.730

22530 Studbolt with 2 heavy hexagon nuts / Studbolt met 2 zware zeskantmoeren / Goujon fileté avec 2 écrous hexagonaux lourds G12A

Thread 8 Unified National
Material Stainless steel ASTM A193 - ASTM A194
Class Gr.B8 Cl.2 - Gr.8

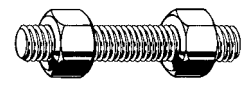

d x L mm (L Inch)	✉	Art.number	d x L mm (L Inch)	✉	Art.number	d x L mm (L Inch)	✉	Art.number
1.1/8X155 (6.1/8)	1	22530.285.155	1.1/8X230 (9)	1	22530.285.228	1.1/4X240 (9.1/2)	1	22530.317.241
1.1/8X160 (6.1/4)	1	22530.285.158	1.1/8X275 (10.3/4)	1	22530.285.273	1.1/4X260 (10.1/4)	1	22530.317.260
1.1/8X170 (6.3/4)	1	22530.285.171	1.1/8X355 (14)	1	22530.285.355	1.1/4X270 (10.5/8)	1	22530.317.270
1.1/8X180 (7)	1	22530.285.177				1.1/4X280 (11)	1	22530.317.279
1.1/8X190 (7.1/2)	1	22530.285.190	1.1/4X160 (6.1/4)	1	22530.317.158			
1.1/8X200 (8)	1	22530.285.203	1.1/4X190 (7.1/2)	1	22530.317.190	1.3/8X260 (10.1/4)	1	22530.349.260
1.1/8X205 (8.1/8)	1	22530.285.205	1.1/4X200 (8)	1	22530.317.203	1.3/8X275 (10.3/4)	1	22530.349.273
1.1/8X210 (8.1/4)	1	22530.285.209	1.1/4X220 (8.3/4)	1	22530.317.222	1.3/8X290 (11.3/8)	1	22530.349.290
1.1/8X220 (8.3/4)	1	22530.285.222	1.1/4X230 (9)	1	22530.317.228			

22531 Studbolt with 2 heavy hexagon nuts / Studbolt met 2 zware zeskantmoeren / Goujon fileté avec 2 écrous hexagonaux lourds G10A

Thread Unified National Coarse
Material Stainless steel ASTM A320 - ASTM A194
Class Gr.B8 Cl.2 - Gr.8

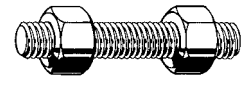

d x L mm (L Inch)	✉	Art.number	d x L mm (L Inch)	✉	Art.number	d x L mm (L Inch)	✉	Art.number
1/2X40 (1.1/2)	1	22531.127.038	5/8X115 (4.1/2)	1	22531.158.114	3/4X145 (5.3/4)	1	22531.191.146
1/2X65 (2.1/2)	1	22531.127.063	5/8X135 (5.1/4)	1	22531.158.133	3/4X150 (6)	1	22531.191.152
1/2X70 (2.3/4)	1	22531.127.069	5/8X140 (5.1/2)	1	22531.158.139			
1/2X75 (3)	1	22531.127.076	5/8X200 (8)	1	22531.158.203	7/8X115 (4.1/2)	1	22531.222.114
1/2X90 (3.1/2)	1	22531.127.088				7/8X150 (6)	1	22531.222.152
			3/4X90 (3.1/2)	1	22531.191.088	7/8X155 (6.1/8)	1	22531.222.155
5/8X40 (1.1/2)	1	22531.158.038	3/4X100 (4)	1	22531.191.101	7/8X160 (6.1/4)	1	22531.222.158
5/8X80 (3.1/4)	1	22531.158.082	3/4X110 (4.1/4)	1	22531.191.107	7/8X170 (6.3/4)	1	22531.222.171
5/8X85 (3.3/8)	1	22531.158.085	3/4X115 (4.1/2)	1	22531.191.114	7/8X400 (15.3/4)	1	22531.222.400
5/8X90 (3.1/2)	1	22531.158.088	3/4X120 (4.3/4)	1	22531.191.120			
5/8X95 (3.3/4)	1	22531.158.095	3/4X125 (5)	1	22531.191.127	1 Inch X140 (5.1/2)	1	22531.254.139
5/8X100 (4)	1	22531.158.101	3/4X130 (5.1/8)	1	22531.191.130	1 Inch X155 (6.1/8)	1	22531.254.155
5/8X105 (4.1/8)	1	22531.158.105	3/4X135 (5.1/4)	1	22531.191.133	1 Inch X180 (7)	1	22531.254.177
5/8X110 (4.1/4)	1	22531.158.107	3/4X140 (5.1/2)	1	22531.191.139	1 Inch X190 (7.1/2)	1	22531.254.190

22532 Studbolt with 2 heavy hexagon nuts / Studbolt met 2 zware zeskantmoeren / Goujon fileté avec 2 écrous hexagonaux lourds G12A

Thread 8 Unified National
Material Stainless steel ASTM A320 - ASTM A194
Class Gr.B8 Cl.2 - Gr.8

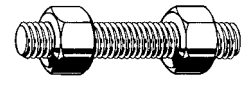

d x L mm (L Inch)	✉	Art.number	d x L mm (L Inch)	✉	Art.number	d x L mm (L Inch)	✉	Art.number
1.1/8X150 (6)	1	22532.285.152	1.1/8X180 (7)	1	22532.285.177	1.1/4X190 (7.1/2)	1	22532.317.190
1.1/8X170 (6.3/4)	1	22532.285.171				1.1/4X200 (8)	1	22532.317.203

22538 Studbolt with 2 heavy hexagon nuts / Studbolt met 2 zware zeskantmoeren / Goujon fileté avec 2 écrous hexagonaux lourds G12A

Thread Unified National Coarse
Material Stainless steel ASTM A193 - ASTM A194
Class Gr.B8M Cl.2 - Gr.8M

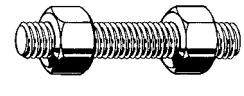

d x L mm (L Inch)	✉	Art.number	d x L mm (L Inch)	✉	Art.number	d x L mm (L Inch)	✉	Art.number
1/2X30 (1.1/4)	1	22538.127.031	1/2X125 (5)	1	22538.127.127	1/2X215 (8.1/2)	1	22538.127.215
1/2X45 (1.3/4)	1	22538.127.044	1/2X130 (5.1/8)	1	22538.127.130	1/2X220 (8.3/4)	1	22538.127.222
1/2X50 (2)	1	22538.127.050	1/2X140 (5.1/2)	1	22538.127.139	1/2X225 (8.7/8)	1	22538.127.225
1/2X55 (2.1/4)	1	22538.127.057	1/2X145 (5.3/4)	1	22538.127.146	1/2X230 (9)	1	22538.127.228
1/2X60 (2.3/8)	1	22538.127.060	1/2X150 (6)	1	22538.127.152	1/2X235 (9.1/4)	1	22538.127.234
1/2X65 (2.1/2)	1	22538.127.063	1/2X155 (6.1/8)	1	22538.127.155	1/2X240 (9.1/2)	1	22538.127.241
1/2X70 (2.3/4)	1	22538.127.069	1/2X160 (6.1/4)	1	22538.127.158	1/2X245 (9.5/8)	1	22538.127.245
1/2X75 (3)	1	22538.127.076	1/2X165 (6.1/2)	1	22538.127.165	1/2X250 (9.3/4)	1	22538.127.247
1/2X80 (3.1/4)	1	22538.127.082	1/2X170 (6.3/4)	1	22538.127.171	1/2X255 (10)	1	22538.127.254
1/2X85 (3.3/8)	1	22538.127.085	1/2X175 (6.7/8)	1	22538.127.175	1/2X260 (10.1/4)	1	22538.127.260
1/2X90 (3.1/2)	1	22538.127.088	1/2X180 (7)	1	22538.127.177	1/2X265 (10.1/2)	1	22538.127.266
1/2X95 (3.3/4)	1	22538.127.095	1/2X185 (7.1/4)	1	22538.127.184	1/2X270 (10.5/8)	1	22538.127.270
1/2X100 (4)	1	22538.127.101	1/2X190 (7.1/2)	1	22538.127.190	1/2X275 (10.3/4)	1	22538.127.273
1/2X105 (4.1/8)	1	22538.127.105	1/2X195 (7.3/4)	1	22538.127.196	1/2X280 (11)	1	22538.127.279
1/2X110 (4.1/4)	1	22538.127.107	1/2X200 (8)	1	22538.127.203	1/2X285 (11.1/4)	1	22538.127.285
1/2X115 (4.1/2)	1	22538.127.114	1/2X205 (8.1/8)	1	22538.127.205	1/2X290 (11.3/8)	1	22538.127.290
1/2X120 (4.3/4)	1	22538.127.120	1/2X210 (8.1/4)	1	22538.127.209	1/2X295 (11.1/2)	1	22538.127.292

22538 Studbolt with 2 heavy hexagon nuts / Studbolt met 2 zware zeskantmoeren / Goujon fileté avec 2 écrous hexagonaux lourds

d x L mm (L Inch)	✉	Art.number	d x L mm (L Inch)	✉	Art.number	d x L mm (L Inch)	✉	Art.number
1/2X300 (11.3/4)	1	22538.127.298	5/8X340 (13.3/8)	1	22538.158.340	3/4X390 (15.3/8)	1	22538.191.390
1/2X305 (12)	1	22538.127.304	5/8X345 (13.1/2)	1	22538.158.342	3/4X395 (15.1/2)	1	22538.191.393
1/2X310 (12.1/4)	1	22538.127.311	5/8X350 (13.3/4)	1	22538.158.349	3/4X400 (15.3/4)	1	22538.191.400
1/2X315 (12.1/2)	1	22538.127.317	5/8X355 (14)	1	22538.158.355	3/4X405 (16)	1	22538.191.406
1/2X320 (12.5/8)	1	22538.127.320	5/8X360 (14.1/4)	1	22538.158.361	3/4X410 (16.1/8)	1	22538.191.410
1/2X325 (12.3/4)	1	22538.127.326	5/8X365 (14.3/8)	1	22538.158.365	3/4X415 (16.1/4)	1	22538.191.412
1/2X330 (13)	1	22538.127.330	5/8X370 (14.1/2)	1	22538.158.368	3/4X420 (16.1/2)	1	22538.191.419
1/2X335 (13.1/4)	1	22538.127.336	5/8X375 (14.3/4)	1	22538.158.374	3/4X430 (17)	1	22538.191.431
1/2X340 (13.3/8)	1	22538.127.340	5/8X380 (15)	1	22538.158.381	3/4X440 (17.1/4)	1	22538.191.438
1/2X345 (13.1/2)	1	22538.127.342	5/8X385 (15.1/4)	1	22538.158.387	3/4X450 (17.3/4)	1	22538.191.450
1/2X350 (13.3/4)	1	22538.127.349	5/8X390 (15.3/8)	1	22538.158.390	3/4X455 (18)	1	22538.191.457
1/2X355 (14)	1	22538.127.355	5/8X395 (15.1/2)	1	22538.158.393	3/4X470 (18.1/2)	1	22538.191.469
1/2X360 (14.1/4)	1	22538.127.361	5/8X400 (15.3/4)	1	22538.158.400	3/4X480 (18.7/8)	1	22538.191.480
1/2X365 (14.3/8)	1	22538.127.365				3/4X485 (19)	1	22538.191.482
1/2X370 (14.1/2)	1	22538.127.368	3/4X50 (2)	1	22538.191.050	3/4X580 (22.7/8)	1	22538.191.580
1/2X375 (14.3/4)	1	22538.127.374	3/4X55 (2.1/4)	1	22538.191.057	3/4X625 (24.5/8)	1	22538.191.625
1/2X380 (15)	1	22538.127.381	3/4X60 (2.3/8)	1	22538.191.060			
1/2X385 (15.1/4)	1	22538.127.387	3/4X65 (2.1/2)	1	22538.191.063	7/8X70 (2.3/4)	1	22538.222.069
1/2X390 (15.3/8)	1	22538.127.390	3/4X70 (2.3/4)	1	22538.191.069	7/8X75 (3)	1	22538.222.076
1/2X395 (15.1/2)	1	22538.127.393	3/4X75 (3)	1	22538.191.076	7/8X80 (3.1/4)	1	22538.222.082
1/2X400 (15.3/4)	1	22538.127.400	3/4X80 (3.1/4)	1	22538.191.082	7/8X85 (3.3/8)	1	22538.222.085
			3/4X85 (3.3/8)	1	22538.191.085	7/8X90 (3.1/2)	1	22538.222.088
5/8X40 (1.1/2)	1	22538.158.038	3/4X90 (3.1/2)	1	22538.191.088	7/8X95 (3.3/4)	1	22538.222.095
5/8X45 (1.3/4)	1	22538.158.044	3/4X95 (3.3/4)	1	22538.191.095	7/8X100 (4)	1	22538.222.101
5/8X50 (2)	1	22538.158.050	3/4X100 (4)	1	22538.191.101	7/8X105 (4.1/8)	1	22538.222.105
5/8X55 (2.1/4)	1	22538.158.057	3/4X105 (4.1/8)	1	22538.191.105	7/8X110 (4.1/4)	1	22538.222.107
5/8X60 (2.3/8)	1	22538.158.060	3/4X110 (4.1/4)	1	22538.191.107	7/8X115 (4.1/2)	1	22538.222.114
5/8X65 (2.1/2)	1	22538.158.063	3/4X115 (4.1/2)	1	22538.191.114	7/8X120 (4.3/4)	1	22538.222.120
5/8X70 (2.3/4)	1	22538.158.069	3/4X120 (4.3/4)	1	22538.191.120	7/8X125 (5)	1	22538.222.127
5/8X75 (3)	1	22538.158.076	3/4X125 (5)	1	22538.191.127	7/8X130 (5.1/8)	1	22538.222.130
5/8X80 (3.1/4)	1	22538.158.082	3/4X130 (5.1/8)	1	22538.191.130	7/8X135 (5.1/4)	1	22538.222.133
5/8X85 (3.3/8)	1	22538.158.085	3/4X135 (5.1/4)	1	22538.191.133	7/8X140 (5.1/2)	1	22538.222.139
5/8X90 (3.1/2)	1	22538.158.088	3/4X140 (5.1/2)	1	22538.191.139	7/8X145 (5.3/4)	1	22538.222.146
5/8X95 (3.3/4)	1	22538.158.095	3/4X145 (5.3/4)	1	22538.191.146	7/8X150 (6)	1	22538.222.152
5/8X100 (4)	1	22538.158.101	3/4X150 (6)	1	22538.191.152	7/8X155 (6.1/8)	1	22538.222.155
5/8X105 (4.1/8)	1	22538.158.105	3/4X155 (6.1/8)	1	22538.191.155	7/8X160 (6.1/4)	1	22538.222.158
5/8X110 (4.1/4)	1	22538.158.107	3/4X160 (6.1/4)	1	22538.191.158	7/8X165 (6.1/2)	1	22538.222.165
5/8X115 (4.1/2)	1	22538.158.114	3/4X165 (6.1/2)	1	22538.191.165	7/8X170 (6.3/4)	1	22538.222.171
5/8X120 (4.3/4)	1	22538.158.120	3/4X170 (6.3/4)	1	22538.191.171	7/8X175 (6.7/8)	1	22538.222.175
5/8X125 (5)	1	22538.158.127	3/4X175 (6.7/8)	1	22538.191.175	7/8X180 (7)	1	22538.222.177
5/8X130 (5.1/8)	1	22538.158.130	3/4X180 (7)	1	22538.191.177	7/8X185 (7.1/4)	1	22538.222.184
5/8X135 (5.1/4)	1	22538.158.133	3/4X185 (7.1/4)	1	22538.191.184	7/8X190 (7.1/2)	1	22538.222.190
5/8X140 (5.1/2)	1	22538.158.139	3/4X190 (7.1/2)	1	22538.191.190	7/8X195 (7.3/4)	1	22538.222.196
5/8X145 (5.3/4)	1	22538.158.146	3/4X195 (7.3/4)	1	22538.191.196	7/8X200 (8)	1	22538.222.203
5/8X150 (6)	1	22538.158.152	3/4X200 (8)	1	22538.191.203	7/8X205 (8.1/8)	1	22538.222.205
5/8X155 (6.1/8)	1	22538.158.155	3/4X205 (8.1/8)	1	22538.191.205	7/8X210 (8.1/4)	1	22538.222.209
5/8X160 (6.1/4)	1	22538.158.158	3/4X210 (8.1/4)	1	22538.191.209	7/8X215 (8.1/2)	1	22538.222.215
5/8X165 (6.1/2)	1	22538.158.165	3/4X215 (8.1/2)	1	22538.191.215	7/8X220 (8.3/4)	1	22538.222.222
5/8X170 (6.3/4)	1	22538.158.171	3/4X220 (8.3/4)	1	22538.191.222	7/8X225 (8.7/8)	1	22538.222.225
5/8X175 (6.7/8)	1	22538.158.175	3/4X225 (8.7/8)	1	22538.191.225	7/8X230 (9)	1	22538.222.228
5/8X180 (7)	1	22538.158.177	3/4X230 (9)	1	22538.191.228	7/8X235 (9.1/4)	1	22538.222.234
5/8X185 (7.1/4)	1	22538.158.184	3/4X235 (9.1/4)	1	22538.191.234	7/8X240 (9.1/2)	1	22538.222.241
5/8X190 (7.1/2)	1	22538.158.190	3/4X240 (9.1/2)	1	22538.191.241	7/8X245 (9.5/8)	1	22538.222.245
5/8X195 (7.3/4)	1	22538.158.196	3/4X245 (9.5/8)	1	22538.191.245	7/8X250 (9.3/4)	1	22538.222.247
5/8X200 (8)	1	22538.158.203	3/4X250 (9.3/4)	1	22538.191.247	7/8X255 (10)	1	22538.222.254
5/8X205 (8.1/8)	1	22538.158.205	3/4X255 (10)	1	22538.191.254	7/8X260 (10.1/4)	1	22538.222.260
5/8X210 (8.1/4)	1	22538.158.209	3/4X260 (10.1/4)	1	22538.191.260	7/8X265 (10.1/2)	1	22538.222.266
5/8X215 (8.1/2)	1	22538.158.215	3/4X265 (10.1/2)	1	22538.191.266	7/8X270 (10.5/8)	1	22538.222.270
5/8X220 (8.3/4)	1	22538.158.222	3/4X270 (10.5/8)	1	22538.191.270	7/8X275 (10.3/4)	1	22538.222.273
5/8X225 (8.7/8)	1	22538.158.225	3/4X275 (10.3/4)	1	22538.191.273	7/8X280 (11)	1	22538.222.279
5/8X230 (9)	1	22538.158.228	3/4X280 (11)	1	22538.191.279	7/8X285 (11.1/4)	1	22538.222.285
5/8X235 (9.1/4)	1	22538.158.234	3/4X285 (11.1/4)	1	22538.191.285	7/8X290 (11.3/8)	1	22538.222.290
5/8X240 (9.1/2)	1	22538.158.241	3/4X290 (11.3/8)	1	22538.191.290	7/8X295 (11.1/2)	1	22538.222.292
5/8X245 (9.5/8)	1	22538.158.245	3/4X295 (11.1/2)	1	22538.191.292	7/8X300 (11.3/4)	1	22538.222.298
5/8X250 (9.3/4)	1	22538.158.247	3/4X300 (11.3/4)	1	22538.191.298	7/8X305 (12)	1	22538.222.304
5/8X255 (10)	1	22538.158.254	3/4X305 (12)	1	22538.191.304	7/8X310 (12.1/4)	1	22538.222.311
5/8X260 (10.1/4)	1	22538.158.260	3/4X310 (12.1/4)	1	22538.191.311	7/8X315 (12.1/2)	1	22538.222.317
5/8X265 (10.1/2)	1	22538.158.266	3/4X315 (12.1/2)	1	22538.191.317	7/8X320 (12.5/8)	1	22538.222.320
5/8X270 (10.5/8)	1	22538.158.270	3/4X320 (12.3/8)	1	22538.191.320	7/8X325 (12.3/4)	1	22538.222.323
5/8X275 (10.3/4)	1	22538.158.273	3/4X325 (12.3/4)	1	22538.191.323	7/8X330 (13)	1	22538.222.330
5/8X280 (11)	1	22538.158.279	3/4X330 (13)	1	22538.191.330	7/8X335 (13.1/4)	1	22538.222.337
5/8X285 (11.1/4)	1	22538.158.285	3/4X335 (13.1/4)	1	22538.191.337	7/8X340 (13.3/8)	1	22538.222.340
5/8X290 (11.3/8)	1	22538.158.290	3/4X340 (13.3/8)	1	22538.191.340	7/8X345 (13.1/2)	1	22538.222.342
5/8X295 (11.1/2)	1	22538.158.292	3/4X345 (13.1/2)	1	22538.191.342	7/8X350 (13.3/4)	1	22538.222.349
5/8X300 (11.3/4)	1	22538.158.298	3/4X350 (13.3/4)	1	22538.191.349	7/8X355 (14)	1	22538.222.355
5/8X305 (12)	1	22538.158.304	3/4X355 (14)	1	22538.191.355	7/8X360 (14.1/4)	1	22538.222.361
5/8X310 (12.1/4)	1	22538.158.311	3/4X360 (14.1/4)	1	22538.191.361	7/8X365 (14.3/8)	1	22538.222.365
5/8X315 (12.1/2)	1	22538.158.317	3/4X365 (14.3/8)	1	22538.191.365	7/8X370 (14.1/2)	1	22538.222.368
5/8X320 (12.5/8)	1	22538.158.320	3/4X370 (14.1/2)	1	22538.191.368	7/8X375 (14.3/4)	1	22538.222.374
5/8X325 (12.3/4)	1	22538.158.323	3/4X375 (14.3/4)	1	22538.191.374	7/8X380 (15)	1	22538.222.381
5/8X330 (13)	1	22538.158.330	3/4X380 (15)	1	22538.191.381	7/8X385 (15.1/4)	1	22538.222.387
5/8X335 (13.1/4)	1	22538.158.337	3/4X385 (15.1/4)	1	22538.191.387	7/8X390 (15.3/8)	1	22538.222.390

22538 Studbolt with 2 heavy hexagon nuts / Studbolt met 2 zware zeskantmoeren / Goujon fileté avec 2 écrous hexagonaux lourds ←

d x L mm (L Inch)	✉	Art.number	d x L mm (L Inch)	✉	Art.number	d x L mm (L Inch)	✉	Art.number
7/8X395 (15.1/2)	1	22538.222.393	1 Inch X145 (5.3/4)	1	22538.254.146	1 Inch X340 (13.3/8)	1	22538.254.340
7/8X400 (15.3/4)	1	22538.222.400	1 Inch X150 (6)	1	22538.254.152	1 Inch X345 (13.1/2)	1	22538.254.342
7/8X405 (16)	1	22538.222.406	1 Inch X155 (6.1/8)	1	22538.254.155	1 Inch X350 (13.3/4)	1	22538.254.349
7/8X410 (16.1/8)	1	22538.222.410	1 Inch X160 (6.1/4)	1	22538.254.158	1 Inch X355 (14)	1	22538.254.355
7/8X415 (16.1/4)	1	22538.222.412	1 Inch X165 (6.1/2)	1	22538.254.165	1 Inch X360 (14.1/4)	1	22538.254.361
7/8X420 (16.1/2)	1	22538.222.419	1 Inch X170 (6.3/4)	1	22538.254.171	1 Inch X365 (14.3/8)	1	22538.254.365
7/8X425 (16.3/4)	1	22538.222.425	1 Inch X175 (6.7/8)	1	22538.254.175	1 Inch X370 (14.1/2)	1	22538.254.368
7/8X430 (17)	1	22538.222.431	1 Inch X180 (7)	1	22538.254.177	1 Inch X375 (14.3/4)	1	22538.254.374
7/8X435 (17.1/8)	1	22538.222.435	1 Inch X185 (7.1/4)	1	22538.254.184	1 Inch X380 (15)	1	22538.254.381
7/8X440 (17.1/4)	1	22538.222.438	1 Inch X190 (7.1/2)	1	22538.254.190	1 Inch X385 (15.1/4)	1	22538.254.387
7/8X445 (17.1/2)	1	22538.222.444	1 Inch X195 (7.3/4)	1	22538.254.196	1 Inch X390 (15.3/8)	1	22538.254.390
7/8X450 (17.3/4)	1	22538.222.450	1 Inch X200 (8)	1	22538.254.203	1 Inch X395 (15.1/2)	1	22538.254.393
7/8X455 (18)	1	22538.222.457	1 Inch X205 (8.1/8)	1	22538.254.205	1 Inch X400 (15.3/4)	1	22538.254.400
7/8X460 (18.1/8)	1	22538.222.460	1 Inch X210 (8.1/4)	1	22538.254.209	1 Inch X405 (16)	1	22538.254.406
7/8X465 (18.1/4)	1	22538.222.463	1 Inch X215 (8.1/2)	1	22538.254.215	1 Inch X410 (16.1/8)	1	22538.254.410
7/8X470 (18.1/2)	1	22538.222.469	1 Inch X220 (8.3/4)	1	22538.254.222	1 Inch X415 (16.1/4)	1	22538.254.412
7/8X475 (18.3/4)	1	22538.222.476	1 Inch X225 (8.7/8)	1	22538.254.225	1 Inch X420 (16.1/2)	1	22538.254.419
7/8X480 (18.7/8)	1	22538.222.480	1 Inch X230 (9)	1	22538.254.228	1 Inch X425 (16.3/4)	1	22538.254.425
7/8X485 (19)	1	22538.222.482	1 Inch X235 (9.1/4)	1	22538.254.234	1 Inch X430 (17)	1	22538.254.431
7/8X490 (19.1/4)	1	22538.222.488	1 Inch X240 (9.1/2)	1	22538.254.241	1 Inch X435 (17.1/8)	1	22538.254.435
7/8X495 (19.1/2)	1	22538.222.495	1 Inch X245 (9.5/8)	1	22538.254.245	1 Inch X440 (17.1/4)	1	22538.254.438
7/8X500 (19.3/4)	1	22538.222.501	1 Inch X250 (9.3/4)	1	22538.254.247	1 Inch X445 (17.1/2)	1	22538.254.444
7/8X510 (20)	1	22538.222.508	1 Inch X255 (10)	1	22538.254.254	1 Inch X450 (17.3/4)	1	22538.254.450
7/8X515 (20.1/4)	1	22538.222.514	1 Inch X260 (10.1/4)	1	22538.254.260	1 Inch X455 (18)	1	22538.254.457
7/8X525 (20.3/4)	1	22538.222.527	1 Inch X265 (10.1/2)	1	22538.254.266	1 Inch X460 (18.1/8)	1	22538.254.460
			1 Inch X270 (10.5/8)	1	22538.254.270	1 Inch X465 (18.1/4)	1	22538.254.463
1 Inch X80 (3.1/4)	1	22538.254.082	1 Inch X275 (10.3/4)	1	22538.254.273	1 Inch X470 (18.1/2)	1	22538.254.469
1 Inch X85 (3.3/8)	1	22538.254.085	1 Inch X280 (11)	1	22538.254.279	1 Inch X475 (18.3/4)	1	22538.254.476
1 Inch X90 (3.1/2)	1	22538.254.088	1 Inch X285 (11.1/4)	1	22538.254.285	1 Inch X480 (18.7/8)	1	22538.254.480
1 Inch X95 (3.3/4)	1	22538.254.095	1 Inch X290 (11.3/8)	1	22538.254.290	1 Inch X485 (19)	1	22538.254.482
1 Inch X100 (4)	1	22538.254.101	1 Inch X295 (11.1/2)	1	22538.254.292	1 Inch X490 (19.1/4)	1	22538.254.488
1 Inch X105 (4.1/8)	1	22538.254.105	1 Inch X300 (11.3/4)	1	22538.254.298	1 Inch X495 (19.1/2)	1	22538.254.495
1 Inch X110 (4.1/4)	1	22538.254.107	1 Inch X305 (12)	1	22538.254.304	1 Inch X500 (19.3/4)	1	22538.254.501
1 Inch X115 (4.1/2)	1	22538.254.114	1 Inch X310 (12.1/4)	1	22538.254.311	1 Inch X505 (19.7/8)	1	22538.254.505
1 Inch X120 (4.3/4)	1	22538.254.120	1 Inch X315 (12.1/2)	1	22538.254.317	1 Inch X515 (20.1/4)	1	22538.254.514
1 Inch X125 (5)	1	22538.254.127	1 Inch X320 (12.5/8)	1	22538.254.320	1 Inch X520 (20.1/2)	1	22538.254.520
1 Inch X130 (5.1/8)	1	22538.254.130	1 Inch X325 (12.3/4)	1	22538.254.323	1 Inch X595 (23.1/2)	1	22538.254.596
1 Inch X135 (5.1/4)	1	22538.254.133	1 Inch X330 (13)	1	22538.254.330	1 Inch X730 (28.3/4)	1	22538.254.730
1 Inch X140 (5.1/2)	1	22538.254.139	1 Inch X335 (13.1/4)	1	22538.254.337			

22539 Studbolt with 2 heavy hexagon nuts / Studbolt met 2 zware zeskantmoeren / Goujon fileté avec 2 écrous hexagonaux lourds G12A

Thread 8 Unified National
Material Stainless steel ASTM A193 - ASTM A194
Class Gr.B8M Cl.2 - Gr.8M

RoHS

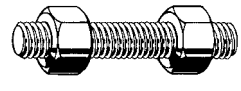

d x L mm (L Inch)	✉	Art.number	d x L mm (L Inch)	✉	Art.number	d x L mm (L Inch)	✉	Art.number
1.1/8X125 (5)	1	22539.285.127				1.1/4X230 (9)	1	22539.317.228
1.1/8X160 (6.1/4)	1	22539.285.158	1.1/4X145 (5.3/4)	1	22539.317.146			
1.1/8X170 (6.3/4)	1	22539.285.171	1.1/4X160 (6.1/4)	1	22539.317.158	1.3/8X280 (11)	1	22539.349.279
1.1/8X180 (7)	1	22539.285.177	1.1/4X185 (7.1/4)	1	22539.317.184			
1.1/8X190 (7.1/2)	1	22539.285.190	1.1/4X190 (7.1/2)	1	22539.317.190	1.1/2X255 (10)	1	22539.381.254
1.1/8X220 (8.3/4)	1	22539.285.222	1.1/4X195 (7.3/4)	1	22539.317.196			
1.1/8X230 (9)	1	22539.285.228	1.1/4X200 (8)	1	22539.317.203	1.5/8X295 (11.1/2)	1	22539.412.292

4

FABORY

Heavy hexagon nut UNC/8UN

Zware zeskantmoer UNC/8UN / Écrou hexagonal lourd UNC/8UN

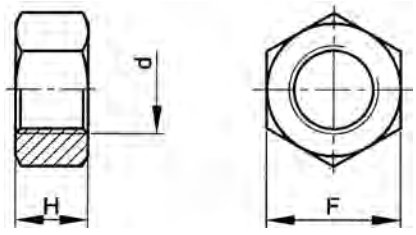

ASME **B18.2.2**
ASTM A194



4

Technical Data

d	F	H	Threads per inch
1/4	1/2	16/64	20
5/16	9/16	19/64	18
3/8	11/16	23/64	16
7/16	3/4	27/64	14
1/2	7/8	31/64	13
9/16	15/16	35/64	12
5/8	1.1/16	39/64	11
3/4	1.1/4	47/64	10
7/8	1.7/16	55/64	9
1 Inch	1.5/8	63/64	8
1.1/8	1.13/16	1.7/64	8
1.1/4	2 Inch	1.7/32	8
1.3/8	2.3/16	1.11/32	8

d	F	H	Threads per inch
1.1/2	2.3/8	1.15/32	8
1.5/8	2.9/16	1.19/32	8
1.3/4	2.3/4	1.23/32	8
1.7/8	2.15/16	1.27/32	8
2 Inch	3.1/8	1.31/32	8
2.1/4	3.1/2	2.13/64	8
2.1/2	3.7/8	2.29/64	8
2.3/4	4.1/4	2.45/64	8
3 Inch	4.5/8	2.61/64	8
3.1/4	5 Inch	3.13/16	8
3.1/2	5.3/8	3.7/16	8
3.3/4	5.3/4	3.11/16	8

Article groups

Thread	Material	Class	Surface treatment		Code	Page
UNC	St. ASTM A194	Gr.2H	Plain		22280	4-63
8UN	St. ASTM A194	Gr.2H	Plain		22290	4-63
UNC	St. ASTM A194	Gr.2H	HDG	oversized	22480	4-63
8UN	St. ASTM A194	Gr.2H	HDG	oversized	22490	4-63
UNC	St. ASTM A194	Gr.2HM	Plain		22284	4-63
8UN	St. ASTM A194	Gr.2HM	Plain		22294	4-64
UNC	St. ASTM A194	Gr.2HM	HDG	oversized	22482	4-64
8UN	St. ASTM A194	Gr.2HM	HDG	oversized	22492	4-64
UNC	St. ASTM A194	Gr.3	Plain		22288	4-64
8UN	St. ASTM A194	Gr.3	Plain		22298	4-64
UNC	St. ASTM A194	Gr.7	Plain		22382	4-64
8UN	St. ASTM A194	Gr.7	Plain		22392	4-65
UNC	St. ASTM A194	Gr.7	HDG	oversized	22486	4-65
8UN	St. ASTM A194	Gr.7	HDG	oversized	22496	4-65
UNC	St. ASTM A194	Gr.7M	Plain		22387	4-65
8UN	St. ASTM A194	Gr.7M	Plain		22397	4-65
UNC	St. ASTM A194	Gr.7M	HDG	oversized	22488	4-66
8UN	St. ASTM A194	Gr.7M	HDG	oversized	22498	4-66
UNC	St.st. ASTM A194	Gr.8			22383	4-66
8UN	St.st. ASTM A194	Gr.8			22393	4-66
UNC	St.st. ASTM A194	Gr.8A			22385	4-66
8UN	St.st. ASTM A194	Gr.8A			22398	4-66
UNC	St.st. ASTM A194	Gr.8M			22384	4-67
8UN	St.st. ASTM A194	Gr.8M			22394	4-67
UNC	St.st. ASTM A194	Gr.8MA			22388	4-67
8UN	St.st. ASTM A194	Gr.8MA			22399	4-67
UNC	St.st. ASTM A194	Gr.8T			22386	4-67
8UN	St.st. ASTM A194	Gr.8T			22396	4-67

22280 Heavy hexagon nut UNC / Zware zeskantmoer UNC / Écrou hexagonal lourd, UNC — G09A

Thread Unified National Coarse
Material Steel ASTM A194
Class Gr.2H
Surface treatment Plain



d	✉	Art.number	d	✉	Art.number	d	✉	Art.number
1/4	1	22280.063.001	9/16	1	22280.142.001	1.1/8	1	22280.285.001
5/16	1	22280.079.001	5/8	1	22280.158.001	1.1/4	1	22280.317.001
3/8	1	22280.096.001	3/4	1	22280.191.001	1.3/8	1	22280.349.001
7/16	1	22280.111.001	7/8	1	22280.222.001	1.1/2	1	22280.381.001
1/2	1	22280.127.001	1 Inch	1	22280.254.001			

22290 Heavy hexagon nut 8UN / Zware zeskantmoer 8UN / Écrou hexagonal lourd, 8UN — G09A

Thread 8 Unified National
Material Steel ASTM A194
Class Gr.2H
Surface treatment Plain



d	✉	Art.number	d	✉	Art.number	d	✉	Art.number
1.1/8	1	22290.285.001	1.7/8	1	22290.476.001	3 Inch	1	22290.762.001
1.1/4	1	22290.317.001	2 Inch	1	22290.508.001	3.1/4	1	22290.825.001
1.3/8	1	22290.349.001	2.1/4	1	22290.571.001	3.1/2	1	22290.889.001
1.1/2	1	22290.381.001	2.1/2	1	22290.635.001	3.3/4	1	22290.952.001
1.5/8	1	22290.412.001	2.3/4	1	22290.698.001			

22480 Heavy hexagon nut UNC oversized / Zware zeskantmoer UNC overmaats / Écrou hexagonal lourd, filetage UNC en surcote — G09A

Thread Unified National Coarse
Material Steel ASTM A194
Class Gr.2H
Surface treatment Hot dip galvanized



d	✉	Art.number	d	✉	Art.number	d	✉	Art.number
3/8	1	22480.096.001	3/4	1	22480.191.001	1.1/8	1	22480.285.001
1/2	1	22480.127.001	7/8	1	22480.222.001	1.1/4	1	22480.317.001
5/8	1	22480.158.001	1 Inch	1	22480.254.001	1.3/8	1	22480.349.001

22490 Heavy hexagon nut 8UN oversized / Zware zeskantmoer 8UN overmaats / Écrou hexagonal lourd, filetage 8UN en surcote — G09A

Thread 8 Unified National
Material Steel ASTM A194
Class Gr.2H
Surface treatment Hot dip galvanized



d	✉	Art.number	d	✉	Art.number	d	✉	Art.number
1.1/8	1	22490.285.001	1.5/8	1	22490.412.001	2.1/4	1	22490.571.001
1.1/4	1	22490.317.001	1.3/4	1	22490.444.001	2.1/2	1	22490.635.001
1.3/8	1	22490.349.001	1.7/8	1	22490.476.001	3 Inch	1	22490.762.001
1.1/2	1	22490.381.001	2 Inch	1	22490.508.001			

22284 Heavy hexagon nut UNC / Zware zeskantmoer UNC / Écrou hexagonal lourd, UNC — G09A

Thread Unified National Coarse
Material Steel ASTM A194
Class Gr.2HM
Surface treatment Plain



d	✉	Art.number	d	✉	Art.number	d	✉	Art.number
1/2	1	22284.127.001	3/4	1	22284.191.001	1 Inch	1	22284.254.001
5/8	1	22284.158.001	7/8	1	22284.222.001			

22294 Heavy hexagon nut 8UN / Zware zeskantmoer 8UN / Écrou hexagonal lourd, 8UN — G09A

Thread 8 Unified National
Material Steel ASTM A194
Class Gr.2HM
Surface treatment Plain



d	✉	Art.number	d	✉	Art.number	d	✉	Art.number
1.1/8	1	22294.285.001	1.5/8	1	22294.412.001	2.1/4	1	22294.571.001
1.1/4	1	22294.317.001	1.3/4	1	22294.444.001	2.1/2	1	22294.635.001
1.3/8	1	22294.349.001	1.7/8	1	22294.476.001	2.3/4	1	22294.698.001
1.1/2	1	22294.381.001	2 Inch	1	22294.508.001	3 Inch	1	22294.762.001

22482 Heavy hexagon nut UNC oversized / Zware zeskantmoer UNC overmaats / Écrou hexagonal lourd, filetage UNC en surcote — G09A

Thread Unified National Coarse
Material Steel ASTM A194
Class Gr.2HM
Surface treatment Hot dip galvanized



d	✉	Art.number	d	✉	Art.number	d	✉	Art.number
1/2	1	22482.127.001	3/4	1	22482.191.001	1 Inch	1	22482.254.001
5/8	1	22482.158.001	7/8	1	22482.222.001			

22492 Heavy hexagon nut 8UN oversized / Zware zeskantmoer 8UN overmaats / Écrou hexagonal lourd, filetage 8UN en surcote — G09A

Thread 8 Unified National
Material Steel ASTM A194
Class Gr.2HM
Surface treatment Hot dip galvanized



d	✉	Art.number	d	✉	Art.number
1.1/8	1	22492.285.001	1.1/4	1	22492.317.001

22288 Heavy hexagon nut UNC / Zware zeskantmoer UNC / Écrou hexagonal lourd, UNC — G09A

Thread Unified National Coarse
Material Steel ASTM A194
Class Gr.3
Surface treatment Plain



d	✉	Art.number	d	✉	Art.number	d	✉	Art.number
1/2	1	22288.127.001	3/4	1	22288.191.001	1 Inch	1	22288.254.001
5/8	1	22288.158.001	7/8	1	22288.222.001			

22298 Heavy hexagon nut 8UN / Zware zeskantmoer 8UN / Écrou hexagonal lourd, 8UN — G09A

Thread 8 Unified National
Material Steel ASTM A194
Class Gr.3
Surface treatment Plain



d	✉	Art.number	d	✉	Art.number	d	✉	Art.number
1.1/8	1	22298.285.001	1.3/8	1	22298.349.001	1.5/8	1	22298.412.001
1.1/4	1	22298.317.001	1.1/2	1	22298.381.001	1.7/8	1	22298.476.001

22382 Heavy hexagon nut UNC / Zware zeskantmoer UNC / Écrou hexagonal lourd, UNC — G10A

Thread Unified National Coarse
Material Steel ASTM A194
Class Gr.7
Surface treatment Plain



d	✉	Art.number	d	✉	Art.number	d	✉	Art.number
5/16	1	22382.079.001	5/8	1	22382.158.001	1 Inch	1	22382.254.001
3/8	1	22382.096.001	3/4	1	22382.191.001	1.1/8	1	22382.285.001
1/2	1	22382.127.001	7/8	1	22382.222.001	1.1/4	1	22382.317.001

22392 Heavy hexagon nut 8UN / Zware zeskantmoer 8UN / Écrou hexagonal lourd, 8UN — G10A

Thread 8 Unified National
Material Steel ASTM A194
Class Gr.7
Surface treatment Plain



d	✉	Art.number	d	✉	Art.number	d	✉	Art.number
1.1/8	1	22392.285.001	1.3/4	1	22392.444.001	2.3/4	1	22392.698.001
1.1/4	1	22392.317.001	1.7/8	1	22392.476.001	3 Inch	1	22392.762.001
1.3/8	1	22392.349.001	2 Inch	1	22392.508.001	3.1/4	1	22392.825.001
1.1/2	1	22392.381.001	2.1/4	1	22392.571.001	3.1/2	1	22392.889.001
1.5/8	1	22392.412.001	2.1/2	1	22392.635.001	3.3/4	1	22392.952.001

22486 Heavy hexagon nut UNC oversized / Zware zeskantmoer UNC overmaats / Écrou hexagonal lourd, filetage UNC en surcote — G10A

Thread Unified National Coarse
Material Steel ASTM A194
Class Gr.7
Surface treatment Hot dip galvanized



d	✉	Art.number	d	✉	Art.number	d	✉	Art.number
1/2	1	22486.127.001	3/4	1	22486.191.001	1 Inch	1	22486.254.001
5/8	1	22486.158.001	7/8	1	22486.222.001			

22496 Heavy hexagon nut 8UN oversized / Zware zeskantmoer 8UN overmaats / Écrou hexagonal lourd, filetage 8UN en surcote — G10A

Thread 8 Unified National
Material Steel ASTM A194
Class Gr.7
Surface treatment Hot dip galvanized



d	✉	Art.number	d	✉	Art.number	d	✉	Art.number
1.1/8	1	22496.285.001	1.3/4	1	22496.444.001	2.3/4	1	22496.698.001
1.1/4	1	22496.317.001	1.7/8	1	22496.476.001	3 Inch	1	22496.762.001
1.3/8	1	22496.349.001	2 Inch	1	22496.508.001	3.1/4	1	22496.825.001
1.1/2	1	22496.381.001	2.1/4	1	22496.571.001	3.1/2	1	22496.889.001
1.5/8	1	22496.412.001	2.1/2	1	22496.635.001			

22387 Heavy hexagon nut UNC / Zware zeskantmoer UNC / Écrou hexagonal lourd, UNC — G10A

Thread Unified National Coarse
Material Steel ASTM A194
Class Gr.7M
Surface treatment Plain



d	✉	Art.number	d	✉	Art.number	d	✉	Art.number
1/2	1	22387.127.001	3/4	1	22387.191.001	1 Inch	1	22387.254.001
5/8	1	22387.158.001	7/8	1	22387.222.001			

22397 Heavy hexagon nut 8UN / Zware zeskantmoer 8UN / Écrou hexagonal lourd, 8UN — G10A

Thread 8 Unified National
Material Steel ASTM A194
Class Gr.7M
Surface treatment Plain



d	✉	Art.number	d	✉	Art.number	d	✉	Art.number
1.1/8	1	22397.285.001	1.5/8	1	22397.412.001	2 Inch	1	22397.508.001
1.1/4	1	22397.317.001	1.3/4	1	22397.444.001	2.1/4	1	22397.571.001
1.3/8	1	22397.349.001	1.7/8	1	22397.476.001	2.1/2	1	22397.635.001
1.1/2	1	22397.381.001						

22488 Heavy hexagon nut UNC oversized / Zware zeskantmoer UNC overmaats / Écrou hexagonal lourd, filetage UNC en surcote — G10A

Thread Unified National Coarse
Material Steel ASTM A194
Class Gr.7M
Surface treatment Hot dip galvanized



d	✉	Art.number	d	✉	Art.number	d	✉	Art.number
1/2	1	22488.127.001	3/4	1	22488.191.001	1 Inch	1	22488.254.001
5/8	1	22488.158.001	7/8	1	22488.222.001			

22498 Heavy hexagon nut 8UN oversized / Zware zeskantmoer 8UN overmaats / Écrou hexagonal lourd, filetage 8UN en surcote — G10A

Thread 8 Unified National
Material Steel ASTM A194
Class Gr.7M
Surface treatment Hot dip galvanized



d	✉	Art.number	d	✉	Art.number
1.1/8	1	22498.285.001	1.1/4	1	22498.317.001

22383 Heavy hexagon nut UNC / Zware zeskantmoer UNC / Écrou hexagonal lourd, UNC — G12A

Thread Unified National Coarse
Material Stainless steel ASTM A194
Class Gr.8



d	✉	Art.number	d	✉	Art.number	d	✉	Art.number
3/8	1	22383.096.001	3/4	1	22383.191.001	1 Inch	1	22383.254.001
1/2	1	22383.127.001	7/8	1	22383.222.001	1.1/8	1	22383.285.001
5/8	1	22383.158.001						

22393 Heavy hexagon nut 8UN / Zware zeskantmoer 8UN / Écrou hexagonal lourd, 8UN — G12A

Thread 8 Unified National
Material Stainless steel ASTM A194
Class Gr.8



d	✉	Art.number	d	✉	Art.number	d	✉	Art.number
1.1/8	1	22393.285.001	1.3/8	1	22393.349.001	1.1/2	1	22393.381.001
1.1/4	1	22393.317.001						

22385 Heavy hexagon nut UNC / Zware zeskantmoer UNC / Écrou hexagonal lourd, UNC — G12A

Thread Unified National Coarse
Material Stainless steel ASTM A194
Class Gr.8A



d	✉	Art.number	d	✉	Art.number	d	✉	Art.number
1/2	1	22385.127.001	3/4	1	22385.191.001	1 Inch	1	22385.254.001
5/8	1	22385.158.001	7/8	1	22385.222.001			

22398 Heavy hexagon nut 8UN / Zware zeskantmoer 8UN / Écrou hexagonal lourd, 8UN — G12A

Thread 8 Unified National
Material Stainless steel ASTM A194
Class Gr.8A



d	✉	Art.number	d	✉	Art.number
1.1/8	1	22398.285.001	1.1/4	1	22398.317.001

22384 Heavy hexagon nut UNC / Zware zeskantmoer UNC / Écrou hexagonal lourd, UNC — G12A

Thread Unified National Coarse
Material Stainless steel ASTM A194
Class Gr.8M



d	✉	Art.number	d	✉	Art.number	d	✉	Art.number
5/16	1	22384.079.001	5/8	1	22384.158.001	7/8	1	22384.222.001
3/8	1	22384.096.001	3/4	1	22384.191.001	1 Inch	1	22384.254.001
1/2	1	22384.127.001						

22394 Heavy hexagon nut 8UN / Zware zeskantmoer 8UN / Écrou hexagonal lourd, 8UN — G12A

Thread 8 Unified National
Material Stainless steel ASTM A194
Class Gr.8M



d	✉	Art.number	d	✉	Art.number	d	✉	Art.number
1.1/8	1	22394.285.001	1.3/8	1	22394.349.001	2 Inch	1	22394.508.001
1.1/4	1	22394.317.001	1.1/2	1	22394.381.001			

22388 Heavy hexagon nut UNC / Zware zeskantmoer UNC / Écrou hexagonal lourd, UNC — G12A

Thread Unified National Coarse
Material Stainless steel ASTM A194
Class Gr.8MA



d	✉	Art.number	d	✉	Art.number	d	✉	Art.number
1/2	1	22388.127.001	3/4	1	22388.191.001	1 Inch	1	22388.254.001
5/8	1	22388.158.001	7/8	1	22388.222.001			

22399 Heavy hexagon nut 8UN / Zware zeskantmoer 8UN / Écrou hexagonal lourd, 8UN — G12A

Thread 8 Unified National
Material Stainless steel ASTM A194
Class Gr.8MA



d	✉	Art.number	d	✉	Art.number	d	✉	Art.number
1.1/8	1	22399.285.001	1.3/8	1	22399.349.001	1.1/2	1	22399.381.001
1.1/4	1	22399.317.001						

22386 Heavy hexagon nut UNC / Zware zeskantmoer UNC / Écrou hexagonal lourd, UNC — G12A

Thread Unified National Coarse
Material Stainless steel ASTM A194
Class Gr.8T



d	✉	Art.number	d	✉	Art.number	d	✉	Art.number
3/8	1	22386.096.001	3/4	1	22386.191.001	1.3/8	1	22386.349.001
1/2	1	22386.127.001	7/8	1	22386.222.001	1.1/2	1	22386.381.001
5/8	1	22386.158.001	1 Inch	1	22386.254.001			

22396 Heavy hexagon nut 8UN / Zware zeskantmoer 8UN / Écrou hexagonal lourd, 8UN — G12A

Thread 8 Unified National
Material Stainless steel ASTM A194
Class Gr.8T



d	✉	Art.number	d	✉	Art.number	d	✉	Art.number
1.1/8	1	22396.285.001	1.3/8	1	22396.349.001	1.1/2	1	22396.381.001
1.1/4	1	22396.317.001						

FABORY

Double end stud with reduced shank with 2 hexagon nuts

Rekbout met gereduceerde schacht met 2 zeskantmoeren / Goujon à corps allégé avec 2 écrous

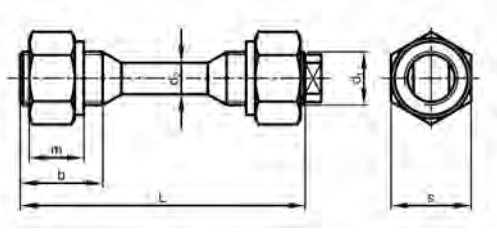

DIN **2510 L/NF**



4

Technical Data

d_1	b	d_2	m	P	s
M12	20	8.5	12	1.75	22
M16	23	12	16	2.00	27
M20	28	15	20	2.50	32
M22	30	16.5	22	2.50	34
M24	32	18	24	3.00	36
M27	35	20.5	27	3.00	41
M30	39	23	30	3.50	46
M33	42	25.5	33	3.50	50
M39	48	30.5	39	4.00	60

- External thread with large clearance according to DIN 2510-2.

Article groups

Thread	Material	Surface treatment	Code	Page
M	St. C35E+QT/C35E+QT	Plain	23550	4-68
M	St. 25CrMo4+QT/C35E+QT	Plain	23510	4-68
M	St. 21CrMoV5-7+QT/25CrMo4+QT	Plain	23530	4-69

23550 Double end stud with reduced shank with 2 hexagon nuts / Rekbout met gereduceerde schacht met 2 zeskantmoeren / Goujon à corps allégé avec 2 écrous — G90A

Thread Metric thread
Material Steel C35E+QT (1.1181)/C35E+QT (1.1181)
Surface treatment Plain



d_1 x L	✉	Art.number	d_1 x L	✉	Art.number	d_1 x L	✉	Art.number
M12X75	10	23550.120.075	M16X105	10	23550.160.105	M24X125	5	23550.240.125
M12X80	10	23550.120.080				M24X130	5	23550.240.130
			M20X95	5	23550.200.095	M24X140	5	23550.240.140
M16X80	10	23550.160.080	M20X100	5	23550.200.100	M24X150	5	23550.240.150
M16X85	10	23550.160.085	M20X110	5	23550.200.110			
M16X90	10	23550.160.090				M30X140	2	23550.300.140
M16X100	10	23550.160.100						

23510 Double end stud with reduced shank with 2 hexagon nuts / Rekbout met gereduceerde schacht met 2 zeskantmoeren / Goujon à corps allégé avec 2 écrous — G90A

Thread Metric thread
Material Steel 25CrMo4+QT (1.7218)/C35E+QT (1.1181)
Surface treatment Plain



d_1 x L	✉	Art.number	d_1 x L	✉	Art.number	d_1 x L	✉	Art.number
M12X65	10	23510.120.065	M16X95	10	23510.160.095	M24X110	5	23510.240.110
M12X75	10	23510.120.075	M16X110	10	23510.160.110	M24X115	5	23510.240.115
M12X80	10	23510.120.080				M24X120	5	23510.240.120
			M20X100	5	23510.200.100	M24X130	5	23510.240.130
M16X75	10	23510.160.075	M20X105	5	23510.200.105	M24X150	5	23510.240.150
M16X80	10	23510.160.080	M20X110	5	23510.200.110			
M16X85	10	23510.160.085				M27X140	2	23510.270.140
M16X90	10	23510.160.090						

23530	Double end stud with reduced shank with 2 hexagon nuts / Rekbout met gereduceerde schacht met 2 zeskantmoeren / Goujon à corps allégé avec 2 écrous	G90A

Thread Metric thread
Material Steel 21CrMoV5-7+QT (1.7709)/25CrMo4+QT (1.7218)
Surface treatment Plain

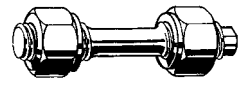

d_1 x L	✉	Art.number	d_1 x L	✉	Art.number	d_1 x L	✉	Art.number
M12X65	10	23530.120.065	M20X120	5	23530.200.120	M27X130	2	23530.270.130
M12X70*	25	23530.120.070	M20X130	10	23530.200.130	M27X140	2	23530.270.140
M12X75	10	23530.120.075	M20X140	5	23530.200.140	M27X150*	1	23530.270.150
M12X80*	25	23530.120.080	M20X150*	25	23530.200.150	M27X160*	10	23530.270.160
M12X85*	25	23530.120.085	M20X160*	10	23530.200.160	M27X190*	10	23530.270.190
M12X90*	100	23530.120.090	M20X170*	10	23530.200.170	M27X205*	10	23530.270.205
M12X100*	100	23530.120.100	M20X180*	10	23530.200.180	M27X210*	10	23530.270.210
M12X110*	100	23530.120.110				M27X220*	10	23530.270.220
			M22X140*	25	23530.220.140			
M16X75*	10	23530.160.075				M30X140*	10	23530.300.140
M16X80*	50	23530.160.080	M24X95*	10	23530.240.095	M30X150*	10	23530.300.150
M16X85	10	23530.160.085	M24X100*	25	23530.240.100	M30X160	2	23530.300.160
M16X90	10	23530.160.090	M24X110	5	23530.240.110	M30X170*	10	23530.300.170
M16X95*	50	23530.160.095	M24X115*	25	23530.240.115	M30X180	2	23530.300.180
M16X100	10	23530.160.100	M24X120	5	23530.240.120	M30X200*	10	23530.300.200
M16X110*	50	23530.160.110	M24X125	5	23530.240.125	M30X220*	10	23530.300.220
M16X120*	20	23530.160.120	M24X130	5	23530.240.130	M30X235*	5	23530.300.235
M16X130*	10	23530.160.130	M24X140	5	23530.240.140			
M16X140*	10	23530.160.140	M24X145*	10	23530.240.145	M33X160*	5	23530.330.160
M16X150*	50	23530.160.150	M24X150	5	23530.240.150	M33X180*	5	23530.330.180
			M24X160*	10	23530.240.160	M33X200*	5	23530.330.200
M20X80*	25	23530.200.080	M24X170*	10	23530.240.170	M33X235	5	23530.330.235
M20X85*	10	23530.200.085	M24X180*	10	23530.240.180	M33X240	5	23530.330.240
M20X95*	25	23530.200.095	M24X200*	10	23530.240.200	M33X260*	5	23530.330.260
M20X105*	10	23530.200.105						
M20X110	5	23530.200.110	M27X110*	10	23530.270.110	M39X220*	5	23530.390.220
M20X115*	10	23530.200.115	M27X120*	10	23530.270.120	M39X240*	3	23530.390.240

4

Hexagon nut for double end stud with reduced shank

Zeskantmoer voor rekbout / Écrou hexagonal pour goujon à corps allégé

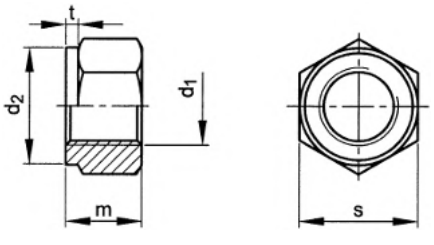

DIN **2510 NF**



Technical Data

d_1	d_2	m	P	s	t
M12	21	12	1.75	22	2
M14	23	14	2.00	24	2
M16	26	16	2.00	27	2
M18	29	18	2.50	30	2
M20	31	20	2.50	32	2
M22	31	22	2.50	32	2
M24	35	24	3.00	36	3
M27	40	27	3.00	41	3
M30	45	30	3.50	46	3
M33	49	33	3.50	50	3
M36	53.5	36	4.00	55	3
M39	58.5	39	4.00	60	3
M42	63.5	42	4.50	65	3
M45	68.5	45	4.50	70	3
M48	73.5	48	5.00	75	4

Article groups

Thread	Driving features	Material	Surface treatment	Code	Page
M	Hexagon	St. C35E+QT	Plain	23660	4-70
M	Hexagon	St. 25CrMo4+QT	Plain	23620	4-70
M	Hexagon	St. 21CrMoV5-7+QT	Plain	23640	4-70

23660 **Hexagon nut for double end stud with reduced shank / Zeskantmoer voor rekbout / Écrou hexagonal pour goujon à corps allégé** **G90A**

Thread Metric thread
Material Steel C35E+QT (1.1181)
Surface treatment Plain



d_1	✉	Art.number	d_1	✉	Art.number	d_1	✉	Art.number
M12	50	23660.120.001	M20	25	23660.200.001	M27	10	23660.270.001
M16	50	23660.160.001	M24	25	23660.240.001	M30	10	23660.300.001

23620 **Hexagon nut for double end stud with reduced shank / Zeskantmoer voor rekbout / Écrou hexagonal pour goujon à corps allégé** **G90A**

Thread Metric thread
Material Steel 25CrMo4+QT (1.7218)
Surface treatment Plain



d_1	✉	Art.number	d_1	✉	Art.number	d_1	✉	Art.number
M12	50	23620.120.001	M27	10	23620.270.001	M42*	10	23620.420.001
M16	50	23620.160.001	M30	10	23620.300.001	M45*	10	23620.450.001
M20	25	23620.200.001	M33	5	23620.330.001	M48*	10	23620.480.001
M24	25	23620.240.001	M36	5	23620.360.001			

23640 **Hexagon nut for double end stud with reduced shank / Zeskantmoer voor rekbout / Écrou hexagonal pour goujon à corps allégé** **G90A**

Thread Metric thread
Material Steel 21CrMoV5-7+QT (1.7709)
Surface treatment Plain



d_1	✉	Art.number	d_1	✉	Art.number	d_1	✉	Art.number
M12	1	23640.120.001	M20	1	23640.200.001	M30	1	23640.300.001
M14	1	23640.140.001	M22	1	23640.220.001	M33	1	23640.330.001
M16	1	23640.160.001	M24	1	23640.240.001	M36	1	23640.360.001
M18	1	23640.180.001	M27	1	23640.270.001	M39	1	23640.390.001

Stud metal end ≈ 1d

Tapeind inschroeflengte ≈ 1d / Goujon longueur d'implantation ≈ 1d

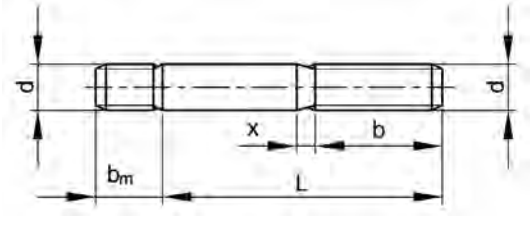

DIN **938**
NF E25-135



Technical Data

d	b	b =L-(x+3) up to L≤	b_m≈1d	P	x
M5	16	20	5	0.80	2
M6	18	22	6	1.00	2.5
M8	22	28	8	1.25	3.2
M10	26	30	10	1.50	3.8
M12	30	35	12	1.75	4.3
M14	34	40	14	2.00	5
M16	38	45	16	2.00	5
M20	46	55	20	2.50	6.3
M24	54	65	24	3.00	7.5
M27	60	74	27	3.00	8
M30	66	80	30	3.50	9

- ATTENTION: when ordering studs according to this DIN standard the proper designation is d x L,e.g. stud M10X70 - DIN 938, where the working length L = 70 mm and the thread length on the metal end b_m = 10 mm. The overall length of the stud is 70 + 10 = 80 mm. The thread length on the nut end b= 26 mm.
- The thread tolerance class on the metal end is 6k according to DIN 13-51, meaning "transition fit", which prevents loosening of the metal end of the studs during disassembly.
- In case this transition fit is not wanted, add "Fo" in the designation. These studs have thread tolerance class 6g on both ends and can be supplied as specials.
- Studs according to DIN 938 with a metal end ≈1d have many applications, but are mainly intended for use in steel counterparts.

Article groups

Thread	Material	Class	Surface treatment		Code	Page
M	St.	5.6 (AD-W7)	Plain	for pressure vessels	21545	4-71
M	St.	5.6 (AD-W7)	ZPL	for pressure vessels	21546	4-71
M	St.	5.8	Plain		21550	4-71
M	St.	5.8	ZPL		21551	4-72
M	St.	8.8	Plain		21560	4-72
M	St.	8.8	ZPL		21530	4-73
M	St.st. A2				51280	4-73
M	St.st. A4				55280	4-74

21545 Stud metal end ≈ 1d / Tapeind inschroeflengte ≈ 1d / Goujon longueur d'implantation ≈ 1d G07A

Thread Metric thread
Material Steel
Class 5.6 (AD-W7)
Surface treatment Plain



d x L	✉	Art.number	d x L	✉	Art.number	d x L	✉	Art.number
M8X20*	100	21545.080.020	M12X50*	50	21545.120.050	M16X100*	25	21545.160.100
M8X25*	100	21545.080.025	M12X55*	50	21545.120.055	M16X110*	25	21545.160.110
M8X30*	100	21545.080.030	M12X60*	50	21545.120.060	M16X120*	25	21545.160.120
M8X40*	100	21545.080.040	M12X65*	50	21545.120.065	M16X140*	25	21545.160.140
			M12X70*	50	21545.120.070			
M10X25*	100	21545.100.025	M12X80*	50	21545.120.080	M20X40*	25	21545.200.040
M10X30*	100	21545.100.030				M20X45*	25	21545.200.045
M10X35*	100	21545.100.035	M16X30*	50	21545.160.030	M20X50*	25	21545.200.050
M10X40*	100	21545.100.040	M16X35*	50	21545.160.035	M20X60*	25	21545.200.060
M10X45*	100	21545.100.045	M16X40*	50	21545.160.040	M20X70*	25	21545.200.070
M10X50*	100	21545.100.050	M16X45*	50	21545.160.045	M20X80*	10	21545.200.080
M10X60*	100	21545.100.060	M16X50*	50	21545.160.050	M20X90*	10	21545.200.090
			M16X55*	50	21545.160.055			
M12X25*	100	21545.120.025	M16X60*	25	21545.160.060	M24X50*	10	21545.240.050
M12X30*	100	21545.120.030	M16X65*	25	21545.160.065	M24X55*	10	21545.240.055
M12X35*	100	21545.120.035	M16X70*	25	21545.160.070	M24X60*	10	21545.240.060
M12X40*	100	21545.120.040	M16X80*	25	21545.160.080	M24X65*	10	21545.240.065
M12X45*	50	21545.120.045	M16X90*	25	21545.160.090	M24X80*	10	21545.240.080

21546 Stud metal end ≈ 1d / Tapeind inschroeflengte ≈ 1d / Goujon longueur d'implantation ≈ 1d G07A

Thread Metric thread
Material Steel
Class 5.6 (AD-W7)
Surface treatment Zinc plated



d x L	✉	Art.number	d x L	✉	Art.number	d x L	✉	Art.number
M10X20*	100	21546.100.020	M12X60*	50	21546.120.060	M16X120*	25	21546.160.120
M10X25*	100	21546.100.025	M12X65*	50	21546.120.065			
M10X30*	100	21546.100.030	M12X70*	50	21546.120.070	M20X40*	25	21546.200.040
M10X35*	100	21546.100.035				M20X50*	25	21546.200.050
M10X40*	100	21546.100.040	M16X35*	50	21546.160.035	M20X60*	25	21546.200.060
M10X45*	100	21546.100.045	M16X45*	50	21546.160.045	M20X70*	25	21546.200.070
M10X50*	100	21546.100.050	M16X50*	50	21546.160.050	M20X80*	10	21546.200.080
M10X60*	100	21546.100.060	M16X60*	25	21546.160.060	M20X90*	10	21546.200.090
			M16X65*	25	21546.160.065			
M12X25*	100	21546.120.025	M16X70*	25	21546.160.070	M24X50*	10	21546.240.050
M12X30*	100	21546.120.030	M16X75*	25	21546.160.075	M24X55*	10	21546.240.055
M12X35*	100	21546.120.035	M16X80*	25	21546.160.080	M24X60*	10	21546.240.060
M12X40*	100	21546.120.040	M16X90*	25	21546.160.090	M24X65*	10	21546.240.065
M12X45*	50	21546.120.045	M16X100*	25	21546.160.100	M24X70*	10	21546.240.070
M12X50*	50	21546.120.050	M16X110*	25	21546.160.110	M24X80*	10	21546.240.080

21550 Stud metal end ≈ 1d / Tapeind inschroeflengte ≈ 1d / Goujon longueur d'implantation ≈ 1d G07A

Thread Metric thread
Material Steel
Class 5.8
Surface treatment Plain



d x L	✉	Art.number	d x L	✉	Art.number	d x L	✉	Art.number
M5X16*	100	21550.050.016	M6X16*	100	21550.060.016	M6X40*	100	21550.060.040
M5X20*	100	21550.050.020	M6X18*	100	21550.060.018	M6X45*	100	21550.060.045
M5X30*	100	21550.050.030	M6X20*	100	21550.060.020	M6X50*	100	21550.060.050
M5X35*	100	21550.050.035	M6X25*	100	21550.060.025	M6X60*	100	21550.060.060
M5X50*	100	21550.050.050	M6X30*	100	21550.060.030	M6X70*	100	21550.060.070
			M6X35*	100	21550.060.035			

21550 Stud metal end ≈ 1d / Tapeind inschroeflengte ≈ 1d / Goujon longueur d'implantation ≈ 1d

d x L	✉	Art.number	d x L	✉	Art.number	d x L	✉	Art.number
M8X16*	100	21550.080.016	M12X55*	50	21550.120.055	M20X40*	25	21550.200.040
M8X20*	100	21550.080.020	M12X60*	50	21550.120.060	M20X45*	25	21550.200.045
M8X22*	100	21550.080.022	M12X65*	50	21550.120.065	M20X50*	25	21550.200.050
M8X25*	100	21550.080.025	M12X70*	50	21550.120.070	M20X55*	25	21550.200.055
M8X30*	100	21550.080.030	M12X75*	50	21550.120.075	M20X60*	25	21550.200.060
M8X35*	100	21550.080.035	M12X80*	50	21550.120.080	M20X65*	25	21550.200.065
M8X40*	100	21550.080.040	M12X85*	50	21550.120.085	M20X70*	25	21550.200.070
M8X45*	100	21550.080.045	M12X90*	50	21550.120.090	M20X75*	25	21550.200.075
M8X50*	100	21550.080.050	M12X100*	25	21550.120.100	M20X80*	10	21550.200.080
M8X55*	100	21550.080.055	M12X110*	25	21550.120.110	M20X85*	10	21550.200.085
M8X60*	100	21550.080.060	M12X120*	25	21550.120.120	M20X90*	10	21550.200.090
M8X80*	100	21550.080.080				M20X100*	10	21550.200.100
M8X90*	100	21550.080.090	M14X30*	50	21550.140.030	M20X110*	10	21550.200.110
M8X100*	100	21550.080.100	M14X45*	50	21550.140.045	M20X120*	10	21550.200.120
			M14X60*	25	21550.140.060	M20X130*	10	21550.200.130
M10X20*	100	21550.100.020				M20X140*	10	21550.200.140
M10X25*	100	21550.100.025	M16X25*	50	21550.160.025	M20X150*	10	21550.200.150
M10X30*	100	21550.100.030	M16X30*	50	21550.160.030	M20X180*	10	21550.200.180
M10X35*	100	21550.100.035	M16X35*	50	21550.160.035			
M10X40*	100	21550.100.040	M16X40*	50	21550.160.040	M24X50*	10	21550.240.050
M10X45*	100	21550.100.045	M16X45*	50	21550.160.045	M24X55*	10	21550.240.055
M10X50*	100	21550.100.050	M16X50*	50	21550.160.050	M24X60*	10	21550.240.060
M10X55*	100	21550.100.055	M16X55*	50	21550.160.055	M24X70*	10	21550.240.070
M10X60*	100	21550.100.060	M16X60*	25	21550.160.060	M24X75*	10	21550.240.075
M10X65*	50	21550.100.065	M16X65*	25	21550.160.065	M24X80*	10	21550.240.080
M10X70*	50	21550.100.070	M16X70*	25	21550.160.070	M24X90*	10	21550.240.090
M10X80*	50	21550.100.080	M16X75*	25	21550.160.075	M24X100*	10	21550.240.100
M10X90*	50	21550.100.090	M16X80*	25	21550.160.080	M24X120*	10	21550.240.120
M10X110*	50	21550.100.110	M16X90*	25	21550.160.090	M24X180*	10	21550.240.180
			M16X100*	25	21550.160.100			
M12X20*	100	21550.120.020	M16X110*	25	21550.160.110	M30X65*	10	21550.300.065
M12X25*	100	21550.120.025	M16X120*	25	21550.160.120	M30X70*	10	21550.300.070
M12X30*	100	21550.120.030	M16X130*	25	21550.160.130	M30X80*	5	21550.300.080
M12X35*	100	21550.120.035	M16X140*	25	21550.160.140	M30X90*	5	21550.300.090
M12X40*	100	21550.120.040	M16X160*	10	21550.160.160	M30X100*	5	21550.300.100
M12X45*	50	21550.120.045				M30X110*	5	21550.300.110
M12X50*	50	21550.120.050	M20X35*	25	21550.200.035			

21551 Stud metal end ≈ 1d / Tapeind inschroeflengte ≈ 1d / Goujon longueur d'implantation ≈ 1d — G07A

Thread	Metric thread
Material	Steel
Class	5.8
Surface treatment	Zinc plated



d x L	✉	Art.number	d x L	✉	Art.number	d x L	✉	Art.number
M8X20*	100	21551.080.020	M12X30*	100	21551.120.030	M16X55*	50	21551.160.055
M8X25*	100	21551.080.025	M12X35*	100	21551.120.035	M16X60*	25	21551.160.060
M8X30*	100	21551.080.030	M12X40*	100	21551.120.040			
			M12X50*	50	21551.120.050	M20X50*	25	21551.200.050
M10X20*	100	21551.100.020				M20X55*	25	21551.200.055
M10X30*	100	21551.100.030	M16X35*	50	21551.160.035	M20X60*	25	21551.200.060
M10X35*	100	21551.100.035	M16X40*	50	21551.160.040	M20X65*	25	21551.200.065
M10X50*	100	21551.100.050	M16X45*	50	21551.160.045	M20X70*	25	21551.200.070
			M16X50*	50	21551.160.050	M20X80*	10	21551.200.080
M12X25*	100	21551.120.025						

21560 Stud metal end ≈ 1d / Tapeind inschroeflengte ≈ 1d / Goujon longueur d'implantation ≈ 1d — G07A

Thread	Metric thread
Material	Steel
Class	8.8
Surface treatment	Plain



d x L	✉	Art.number	d x L	✉	Art.number	d x L	✉	Art.number
M6X20	200	21560.060.020	M8X55*	50	21560.080.055	M10X55	100	21560.100.055
M6X25	200	21560.060.025	M8X60	100	21560.080.060	M10X60	100	21560.100.060
M6X30	200	21560.060.030	M8X65*	50	21560.080.065	M10X65*	50	21560.100.065
M6X40	200	21560.060.040	M8X70	100	21560.080.070	M10X70	100	21560.100.070
M6X50	200	21560.060.050	M8X80*	50	21560.080.080	M10X75*	50	21560.100.075
						M10X80*	25	21560.100.080
M8X20	100	21560.080.020	M10X20	100	21560.100.020	M10X100*	25	21560.100.100
M8X25	100	21560.080.025	M10X25	100	21560.100.025			
M8X30	100	21560.080.030	M10X30	100	21560.100.030	M12X25	100	21560.120.025
M8X35	100	21560.080.035	M10X35	100	21560.100.035	M12X30	100	21560.120.030
M8X40	100	21560.080.040	M10X40	100	21560.100.040	M12X35	100	21560.120.035
M8X45*	50	21560.080.045	M10X45	100	21560.100.045	M12X40	100	21560.120.040
M8X50	100	21560.080.050	M10X50	100	21560.100.050	M12X45	100	21560.120.045

21560 Stud metal end ≈ 1d / Tapeind inschroeflengte ≈ 1d / Goujon longueur d'implantation ≈ 1d ←

d x L	✉	Art.number	d x L	✉	Art.number	d x L	✉	Art.number
M12X50	50	21560.120.050	M16X75*	10	21560.160.075	M20X100	10	21560.200.100
M12X55*	25	21560.120.055	M16X80	25	21560.160.080	M20X110*	10	21560.200.110
M12X60	50	21560.120.060	M16X85	10	21560.160.085	M20X120	10	21560.200.120
M12X65*	25	21560.120.065	M16X90	25	21560.160.090	M20X130*	10	21560.200.130
M12X70	50	21560.120.070	M16X100	25	21560.160.100	M20X140*	10	21560.200.140
M12X75*	25	21560.120.075	M16X120*	10	21560.160.120			
M12X80	50	21560.120.080	M16X140*	10	21560.160.140	M24X50*	10	21560.240.050
M12X85*	25	21560.120.085				M24X55*	10	21560.240.055
M12X90	50	21560.120.090	M20X35	10	21560.200.035	M24X60	10	21560.240.060
M12X100	50	21560.120.100	M20X40	25	21560.200.040	M24X65*	10	21560.240.065
			M20X45	25	21560.200.045	M24X70*	10	21560.240.070
M16X30*	25	21560.160.030	M20X50	25	21560.200.050	M24X75*	10	21560.240.075
M16X35	50	21560.160.035	M20X55	25	21560.200.055	M24X80	10	21560.240.080
M16X40	50	21560.160.040	M20X60	25	21560.200.060	M24X85*	10	21560.240.085
M16X45	50	21560.160.045	M20X65*	10	21560.200.065	M24X90*	10	21560.240.090
M16X50	50	21560.160.050	M20X70	25	21560.200.070	M24X100*	5	21560.240.100
M16X55	25	21560.160.055	M20X75*	10	21560.200.075	M24X110*	5	21560.240.110
M16X60	50	21560.160.060	M20X80	25	21560.200.080	M24X120*	5	21560.240.120
M16X65*	10	21560.160.065	M20X85*	10	21560.200.085	M24X130*	5	21560.240.130
M16X70	25	21560.160.070	M20X90*	10	21560.200.090	M24X150*	5	21560.240.150

21530 Stud metal end ≈ 1d / Tapeind inschroeflengte ≈ 1d / Goujon longueur d'implantation ≈ 1d G07A

Thread Metric thread
Material Steel
Class 8.8
Surface treatment Zinc plated

RoHS



d x L	✉	Art.number	d x L	✉	Art.number	d x L	✉	Art.number
M8X25	1	21530.080.025	M12X55*	25	21530.120.055	M20X80*	10	21530.200.080
M8X30*	50	21530.080.030	M12X60*	25	21530.120.060	M20X90*	10	21530.200.090
M8X40*	50	21530.080.040				M20X100*	10	21530.200.100
			M16X30*	25	21530.160.030			
M10X20*	50	21530.100.020	M16X35*	25	21530.160.035	M24X60*	10	21530.240.060
M10X25*	50	21530.100.025	M16X40*	25	21530.160.040	M24X65*	10	21530.240.065
M10X35*	50	21530.100.035	M16X45*	25	21530.160.045	M24X70*	10	21530.240.070
M10X40*	50	21530.100.040	M16X50	50	21530.160.050	M24X75*	15	21530.240.075
M10X45*	50	21530.100.045	M16X55*	25	21530.160.055	M24X80*	15	21530.240.080
M10X50*	50	21530.100.050	M16X60*	10	21530.160.060	M24X90*	15	21530.240.090
M10X60*	50	21530.100.060	M16X65*	10	21530.160.065	M24X100*	10	21530.240.100
M10X70*	50	21530.100.070				M24X110*	10	21530.240.110
			M20X40*	10	21530.200.040	M24X120*	25	21530.240.120
M12X25*	50	21530.120.025	M20X45*	10	21530.200.045	M24X130*	25	21530.240.130
M12X30*	50	21530.120.030	M20X50*	10	21530.200.050	M24X140*	25	21530.240.140
M12X35*	50	21530.120.035	M20X60*	10	21530.200.060	M24X150*	25	21530.240.150
M12X40*	50	21530.120.040	M20X65*	10	21530.200.065			
M12X50*	50	21530.120.050	M20X70*	10	21530.200.070			

51280 Stud metal end ≈ 1d / Tapeind inschroeflengte ≈ 1d / Goujon longueur d'implantation ≈ 1d R09A

Thread Metric thread
Material Stainless steel A2

RoHS



d x L	✉	Art.number	d x L	✉	Art.number	d x L	✉	Art.number
M5X16*	200	51280.050.016				M8X140*	100	51280.080.140
M5X20*	200	51280.050.020	M8X12*	200	51280.080.012	M8X160*	100	51280.080.160
M5X25*	200	51280.050.025	M8X16*	200	51280.080.016			
M5X30*	200	51280.050.030	M8X20	50	51280.080.020	M10X16*	100	51280.100.016
M5X35*	200	51280.050.035	M8X25	50	51280.080.025	M10X20	25	51280.100.020
M5X40*	200	51280.050.040	M8X30	50	51280.080.030	M10X25	25	51280.100.025
M5X70*	200	51280.050.070	M8X35	50	51280.080.035	M10X30	25	51280.100.030
			M8X40	50	51280.080.040	M10X35	25	51280.100.035
M6X16*	200	51280.060.016	M8X45*	200	51280.080.045	M10X40	25	51280.100.040
M6X20	100	51280.060.020	M8X50	50	51280.080.050	M10X45*	100	51280.100.045
M6X25*	200	51280.060.025	M8X55*	200	51280.080.055	M10X50	25	51280.100.050
M6X30	100	51280.060.030	M8X60*	200	51280.080.060	M10X55	25	51280.100.055
M6X35*	100	51280.060.035	M8X65*	200	51280.080.065	M10X60	25	51280.100.060
M6X40	100	51280.060.040	M8X70	50	51280.080.070	M10X65*	100	51280.100.065
M6X45*	200	51280.060.045	M8X75*	100	51280.080.075	M10X70	25	51280.100.070
M6X50*	200	51280.060.050	M8X80*	100	51280.080.080	M10X80*	100	51280.100.080
M6X55*	200	51280.060.055	M8X90*	100	51280.080.090	M10X85*	100	51280.100.085
M6X60*	200	51280.060.060	M8X95*	100	51280.080.095	M10X90*	100	51280.100.090
M6X65*	200	51280.060.065	M8X100*	100	51280.080.100	M10X95*	100	51280.100.095
M6X70*	200	51280.060.070	M8X110*	100	51280.080.110	M10X100*	100	51280.100.100
M6X85*	100	51280.060.085	M8X120*	100	51280.080.120	M10X110*	100	51280.100.110
M6X90*	100	51280.060.090						

51280 Stud metal end ≈ 1d / Tapeind inschroeflengte ≈ 1d / Goujon longueur d'implantation ≈ 1d

d x L	✉	Art.number	d x L	✉	Art.number	d x L	✉	Art.number
			M16X35	10	51280.160.035	M20X70*	50	51280.200.070
M12X20*	100	51280.120.020	M16X40	10	51280.160.040	M20X75	5	51280.200.075
M12X25	100	51280.120.025	M16X45	10	51280.160.045	M20X80	5	51280.200.080
M12X30	10	51280.120.030	M16X50	10	51280.160.050	M20X85*	50	51280.200.085
M12X35	10	51280.120.035	M16X55	10	51280.160.055	M20X90*	50	51280.200.090
M12X40	10	51280.120.040	M16X60*	10	51280.160.060	M20X100*	50	51280.200.100
M12X45	10	51280.120.045	M16X65	10	51280.160.065	M20X110*	25	51280.200.110
M12X50	10	51280.120.050	M16X70*	50	51280.160.070	M20X120*	25	51280.200.120
M12X55	10	51280.120.055	M16X75*	50	51280.160.075			
M12X60*	100	51280.120.060	M16X80	10	51280.160.080	M24X50*	50	51280.240.050
M12X65*	100	51280.120.065	M16X85*	50	51280.160.085	M24X55*	25	51280.240.055
M12X70*	10	51280.120.070	M16X90*	50	51280.160.090	M24X60*	50	51280.240.060
M12X75*	100	51280.120.075	M16X100*	50	51280.160.100	M24X65*	50	51280.240.065
M12X80	10	51280.120.080	M16X110*	50	51280.160.110	M24X70*	50	51280.240.070
M12X85*	100	51280.120.085	M16X120*	25	51280.160.120	M24X75*	50	51280.240.075
M12X90*	100	51280.120.090	M16X130*	25	51280.160.130	M24X80*	50	51280.240.080
M12X100*	100	51280.120.100				M24X85*	25	51280.240.085
M12X110*	100	51280.120.110	M20X35*	50	51280.200.035	M24X90*	25	51280.240.090
M12X120*	50	51280.120.120	M20X40*	50	51280.200.040	M24X100*	10	51280.240.100
M12X130*	50	51280.120.130	M20X45	5	51280.200.045			
			M20X50	5	51280.200.050	M27X85*	25	51280.270.085
M14X30*	50	51280.140.030	M20X55	5	51280.200.055			
			M20X60	5	51280.200.060	M30X80*	25	51280.300.080
M16X30*	50	51280.160.030	M20X65*	50	51280.200.065	M30X90*	25	51280.300.090

55280 Stud metal end ≈ 1d / Tapeind inschroeflengte ≈ 1d / Goujon longueur d'implantation ≈ 1d R49A

Thread Metric thread
Material Stainless steel A4

RoHS



d x L	✉	Art.number	d x L	✉	Art.number	d x L	✉	Art.number
M5X20*	200	55280.050.020	M10X60*	100	55280.100.060	M16X70*	50	55280.160.070
			M10X65*	100	55280.100.065	M16X75*	50	55280.160.075
M6X16*	200	55280.060.016	M10X70*	100	55280.100.070	M16X80*	50	55280.160.080
M6X20*	200	55280.060.020	M10X75*	100	55280.100.075	M16X85*	50	55280.160.085
M6X25*	200	55280.060.025	M10X80*	100	55280.100.080	M16X90*	50	55280.160.090
M6X30*	200	55280.060.030	M10X85*	100	55280.100.085	M16X100*	50	55280.160.100
M6X35*	200	55280.060.035	M10X90*	100	55280.100.090	M16X110*	50	55280.160.110
M6X40*	200	55280.060.040	M10X100*	100	55280.100.100	M16X120*	25	55280.160.120
M6X45*	200	55280.060.045	M10X110*	50	55280.100.110	M16X130*	25	55280.160.130
M6X50*	200	55280.060.050	M10X120*	50	55280.100.120	M16X140*	25	55280.160.140
M6X55*	200	55280.060.055						
M6X60*	200	55280.060.060	M12X20*	100	55280.120.020	M20X35*	50	55280.200.035
M6X65*	200	55280.060.065	M12X25*	100	55280.120.025	M20X40*	50	55280.200.040
M6X70*	200	55280.060.070	M12X30	100	55280.120.030	M20X45*	50	55280.200.045
M6X80*	200	55280.060.080	M12X35	100	55280.120.035	M20X50*	50	55280.200.050
M6X90*	200	55280.060.090	M12X40	100	55280.120.040	M20X55*	50	55280.200.055
			M12X45*	100	55280.120.045	M20X60	50	55280.200.060
M8X16*	200	55280.080.016	M12X50	100	55280.120.050	M20X65*	50	55280.200.065
M8X20*	200	55280.080.020	M12X55	100	55280.120.055	M20X70*	50	55280.200.070
M8X25*	200	55280.080.025	M12X60*	100	55280.120.060	M20X75*	50	55280.200.075
M8X30*	200	55280.080.030	M12X65*	100	55280.120.065	M20X80*	50	55280.200.080
M8X35*	200	55280.080.035	M12X70	100	55280.120.070	M20X85*	25	55280.200.085
M8X40*	200	55280.080.040	M12X75*	100	55280.120.075	M20X90*	50	55280.200.090
M8X45*	200	55280.080.045	M12X80*	100	55280.120.080	M20X100*	50	55280.200.100
M8X50*	200	55280.080.050	M12X85*	100	55280.120.085	M20X110*	25	55280.200.110
M8X55*	200	55280.080.055	M12X90*	100	55280.120.090	M20X120*	50	55280.200.120
M8X60*	200	55280.080.060	M12X95*	100	55280.120.095	M20X130*	25	55280.200.130
M8X65*	200	55280.080.065	M12X100*	100	55280.120.100	M20X140*	25	55280.200.140
M8X70*	100	55280.080.070	M12X110*	50	55280.120.110	M20X150*	25	55280.200.150
M8X75*	200	55280.080.075	M12X120*	50	55280.120.120			
M8X80*	100	55280.080.080	M12X130*	50	55280.120.130	M24X50*	25	55280.240.050
M8X90*	200	55280.080.090				M24X60*	25	55280.240.060
M8X95*	200	55280.080.095	M14X80*	50	55280.140.080	M24X65*	25	55280.240.065
M8X100*	100	55280.080.100				M24X70*	25	55280.240.070
			M16X30	50	55280.160.030	M24X75*	25	55280.240.075
M10X20*	100	55280.100.020	M16X35	50	55280.160.035	M24X80*	25	55280.240.080
M10X25	100	55280.100.025	M16X40*	50	55280.160.040	M24X85*	25	55280.240.085
M10X30*	100	55280.100.030	M16X45	50	55280.160.045	M24X90*	25	55280.240.090
M10X35	100	55280.100.035	M16X50	50	55280.160.050	M24X100*	10	55280.240.100
M10X40*	100	55280.100.040	M16X55*	50	55280.160.055	M24X110*	10	55280.240.110
M10X45*	100	55280.100.045	M16X60	50	55280.160.060	M24X120*	10	55280.240.120
M10X50*	100	55280.100.050	M16X65*	50	55280.160.065	M24X130*	10	55280.240.130
M10X55*	100	55280.100.055						

Stud metal end ≈ 1,25d

Tapeind inschroeflengte ≈ 1,25d / Goujon longueur d'implantation ≈ 1,25d

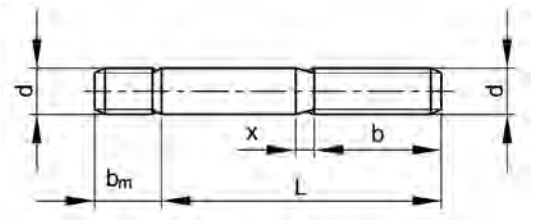

DIN **939**
NF E25-135



Technical Data

d	b =L-(x+3) up to L≤	b:L≤125mm	b:125mm<L≤200mm	b_m ≈ 1,25d	P	x
M5	-	16	22	6.5	0.80	2
M6	20	18	24	7.5	1.00	2.5
M8	25	22	28	10	1.25	3.2
M10	30	26	32	12	1.50	3.8
M12	35	30	36	15	1.75	4.3
M14	40	34	40	18	2.00	5
M16	45	38	44	20	2.00	5
M18	50	42	48	22	2.50	6.3
M20	55	46	52	25	2.50	6.3
M22	60	50	56	28	2.50	6.3
M24	65	54	60	30	3.00	7.5
M27	70	60	66	35	3.00	7.5
M30	80	66	72	38	3.50	9

- ATTENTION: when ordering studs according to this DIN standard the proper designation is d x L,e.g. stud M10X70 - DIN 938, where the working length L = 70 mm and the thread length on the metal end b_m = 12 mm. The overall length of the stud is 70 + 12 = 82 mm. The thread length on the nut end b= 26 mm.
- The thread tolerance class on the metal end is Sk6 according to DIN 13-51, meaning "transition fit", which prevents loosening of the metal end of the studs during disassembly.
- In case this transition fit is not wanted, add "Fo" in the designation. These studs have thread tolerance class 6g on both ends and can be supplied as specials.
- Studs according to DIN 939 with a metal end ≈1,25d have many applications, but are mainly intended for use in cast iron counterparts.

Article groups

Thread	Material	Class	Surface treatment		Code	Page
M	St.	5.6 (AD-W7)	Plain	for pressure vessels	21527	4-75
M	St.	5.8	Plain		21500	4-75
M	St.	5.8	ZPL		21510	4-76
M	St.	8.8	Plain		21520	4-77
M	St.	8.8	ZPL		21521	4-77
M	St.	10.9	Plain		21525	4-78
M	St.st. A2				51270	4-78
M	St.st. A4				55270	4-79

21527 Stud metal end ≈ 1,25d / Tapeind inschroeflengte ≈ 1,25d / Goujon longueur d'implantation ≈ 1,25d G07A

Thread Metric thread
Material Steel
Class 5.6 (AD-W7)
Surface treatment Plain



d x L	✉	Art.number	d x L	✉	Art.number	d x L	✉	Art.number
M12X30*	100	21527.120.030				M16X60*	25	21527.160.060
M12X35*	100	21527.120.035	M16X35*	50	21527.160.035	M16X70*	25	21527.160.070
M12X40*	100	21527.120.040	M16X40*	50	21527.160.040			
M12X50*	50	21527.120.050	M16X50*	50	21527.160.050	M20X45*	25	21527.200.045

21500 Stud metal end ≈ 1,25d / Tapeind inschroeflengte ≈ 1,25d / Goujon longueur d'implantation ≈ 1,25d G07A

Thread Metric thread
Material Steel
Class 5.8
Surface treatment Plain



d x L	✉	Art.number	d x L	✉	Art.number	d x L	✉	Art.number
M5X16*	100	21500.050.016	M6X18*	100	21500.060.018	M6X35	200	21500.060.035
M5X20*	100	21500.050.020	M6X20	200	21500.060.020	M6X40	200	21500.060.040
M5X40*	100	21500.050.040	M6X25	200	21500.060.025	M6X45*	200	21500.060.045
			M6X28*	100	21500.060.028	M6X50	200	21500.060.050
M6X16*	100	21500.060.016	M6X30	200	21500.060.030	M6X55	200	21500.060.055

21500 Stud metal end ≈ 1,25d / Tapeind inschroeflengte ≈ 1,25d / Goujon longueur d'implantation ≈ 1,25d ←

d x L	✉	Art.number	d x L	✉	Art.number	d x L	✉	Art.number
M6X60*	100	21500.060.060	M12X65	50	21500.120.065	M20X65	25	21500.200.065
M6X80*	100	21500.060.080	M12X70	50	21500.120.070	M20X70	25	21500.200.070
			M12X75	50	21500.120.075	M20X75*	25	21500.200.075
M8X16*	100	21500.080.016	M12X80	50	21500.120.080	M20X80	25	21500.200.080
M8X18*	100	21500.080.018	M12X85*	50	21500.120.085	M20X85*	10	21500.200.085
M8X20	100	21500.080.020	M12X90	50	21500.120.090	M20X90	10	21500.200.090
M8X22*	100	21500.080.022	M12X95*	50	21500.120.095	M20X95*	10	21500.200.095
M8X25	100	21500.080.025	M12X100	50	21500.120.100	M20X100	10	21500.200.100
M8X30	100	21500.080.030	M12X105*	25	21500.120.105	M20X110*	10	21500.200.110
M8X35	100	21500.080.035	M12X110*	25	21500.120.110	M20X120*	10	21500.200.120
M8X40	100	21500.080.040	M12X120*	25	21500.120.120	M20X130*	10	21500.200.130
M8X45	100	21500.080.045	M12X130*	25	21500.120.130	M20X140*	10	21500.200.140
M8X50	100	21500.080.050	M12X140*	25	21500.120.140	M20X150*	10	21500.200.150
M8X55*	100	21500.080.055	M12X150*	25	21500.120.150	M20X160*	10	21500.200.160
M8X60	100	21500.080.060	M12X200*	25	21500.120.200	M20X180*	10	21500.200.180
M8X65	100	21500.080.065						
M8X70	100	21500.080.070	M14X30*	50	21500.140.030	M22X60	10	21500.220.060
M8X80*	100	21500.080.080	M14X35*	50	21500.140.035			
M8X90*	100	21500.080.090	M14X40	50	21500.140.040	M24X50	10	21500.240.050
M8X100*	100	21500.080.100	M14X50	50	21500.140.050	M24X55*	10	21500.240.055
			M14X60	50	21500.140.060	M24X60	10	21500.240.060
M10X20*	100	21500.100.020				M24X65*	10	21500.240.065
M10X22*	100	21500.100.022	M16X25*	50	21500.160.025	M24X70	10	21500.240.070
M10X25	100	21500.100.025	M16X30	50	21500.160.030	M24X75*	10	21500.240.075
M10X30	100	21500.100.030	M16X35	50	21500.160.035	M24X80	10	21500.240.080
M10X35	100	21500.100.035	M16X40	50	21500.160.040	M24X85*	10	21500.240.085
M10X40	100	21500.100.040	M16X45	50	21500.160.045	M24X90	10	21500.240.090
M10X45	100	21500.100.045	M16X50	50	21500.160.050	M24X100	10	21500.240.100
M10X50	100	21500.100.050	M16X55	50	21500.160.055	M24X110	10	21500.240.110
M10X55*	100	21500.100.055	M16X60	50	21500.160.060	M24X120	10	21500.240.120
M10X60	100	21500.100.060	M16X65*	25	21500.160.065	M24X130*	10	21500.240.130
M10X65*	50	21500.100.065	M16X70	25	21500.160.070	M24X160*	10	21500.240.160
M10X70*	100	21500.100.070	M16X75*	25	21500.160.075	M24X170*	10	21500.240.170
M10X75*	50	21500.100.075	M16X80	25	21500.160.080	M24X180*	10	21500.240.180
M10X80*	50	21500.100.080	M16X85*	25	21500.160.085	M24X200*	10	21500.240.200
M10X90*	50	21500.100.090	M16X90	25	21500.160.090			
M10X100*	50	21500.100.100	M16X100	25	21500.160.100	M27X65*	10	21500.270.065
M10X110*	50	21500.100.110	M16X105*	25	21500.160.105	M27X70*	10	21500.270.070
M10X120*	50	21500.100.120	M16X110*	25	21500.160.110	M27X80*	10	21500.270.080
M10X130*	50	21500.100.130	M16X120*	25	21500.160.120	M27X100*	10	21500.270.100
M10X140*	50	21500.100.140	M16X130*	25	21500.160.130	M27X110*	10	21500.270.110
M10X160*	50	21500.100.160	M16X140*	25	21500.160.140			
M10X190*	50	21500.100.190	M16X150*	25	21500.160.150	M30X65*	10	21500.300.065
			M16X160*	10	21500.160.160	M30X70*	10	21500.300.070
M12X20*	100	21500.120.020	M16X180*	10	21500.160.180	M30X80*	5	21500.300.080
M12X25	100	21500.120.025	M16X190*	10	21500.160.190	M30X90*	5	21500.300.090
M12X28*	100	21500.120.028	M16X200*	10	21500.160.200	M30X100*	5	21500.300.100
M12X30	100	21500.120.030				M30X120*	5	21500.300.120
M12X35	100	21500.120.035	M20X30*	25	21500.200.030	M30X130*	5	21500.300.130
M12X40	100	21500.120.040	M20X40	25	21500.200.040	M30X140*	5	21500.300.140
M12X45	100	21500.120.045	M20X45	25	21500.200.045	M30X150*	5	21500.300.150
M12X50	50	21500.120.050	M20X50	25	21500.200.050	M30X180*	5	21500.300.180
M12X55	50	21500.120.055	M20X55	25	21500.200.055	M30X200*	5	21500.300.200
M12X60	50	21500.120.060	M20X60	25	21500.200.060			

21510 Stud metal end ≈ 1,25d / Tapeind inschroeflengte ≈ 1,25d / Goujon longueur d'implantation ≈ 1,25d G07A

Thread Metric thread
Material Steel
Class 5.8
Surface treatment Zinc plated

RoHS



d x L	✉	Art.number	d x L	✉	Art.number	d x L	✉	Art.number
M6X20	200	21510.060.020	M10X20	100	21510.100.020			
M6X30	200	21510.060.030	M10X25	100	21510.100.025	M16X35	50	21510.160.035
M6X35	200	21510.060.035	M10X30	100	21510.100.030	M16X40	50	21510.160.040
M6X40	200	21510.060.040	M10X35	100	21510.100.035	M16X45	50	21510.160.045
M6X45	200	21510.060.045	M10X40	100	21510.100.040	M16X50	50	21510.160.050
M6X50	200	21510.060.050	M10X50	100	21510.100.050	M16X55	50	21510.160.055
			M10X60	100	21510.100.060	M16X60	50	21510.160.060
M8X20	100	21510.080.020				M16X90*	25	21510.160.090
M8X25	100	21510.080.025	M12X25	100	21510.120.025			
M8X30	100	21510.080.030	M12X30	100	21510.120.030	M20X45*	25	21510.200.045
M8X35	100	21510.080.035	M12X35	100	21510.120.035	M20X50*	25	21510.200.050
M8X40	100	21510.080.040	M12X40	100	21510.120.040	M20X60*	25	21510.200.060
M8X50	100	21510.080.050	M12X45*	50	21510.120.045	M20X70*	25	21510.200.070
M8X60	100	21510.080.060	M12X50	50	21510.120.050	M20X80*	25	21510.200.080
			M12X60	50	21510.120.060			

21520 Stud metal end ≈ 1,25d / Tapeind inschroeflengte ≈ 1,25d / Goujon longueur d'implantation ≈ 1,25d — G07A

Thread Metric thread
Material Steel
Class 8.8
Surface treatment Plain



d x L	✉	Art.number	d x L	✉	Art.number	d x L	✉	Art.number
M6X16*	100	21520.060.016	M12X25	100	21520.120.025	M16X120*	10	21520.160.120
M6X20	200	21520.060.020	M12X30	100	21520.120.030	M16X130	10	21520.160.130
M6X25	200	21520.060.025	M12X35	100	21520.120.035	M16X140*	10	21520.160.140
M6X30	200	21520.060.030	M12X40	100	21520.120.040			
M6X35	200	21520.060.035	M12X45	100	21520.120.045	M20X40	25	21520.200.040
M6X40	200	21520.060.040	M12X50	50	21520.120.050	M20X45	25	21520.200.045
M6X45	200	21520.060.045	M12X55	50	21520.120.055	M20X50	25	21520.200.050
M6X50	200	21520.060.050	M12X60	50	21520.120.060	M20X55	25	21520.200.055
M6X55	200	21520.060.055	M12X65	50	21520.120.065	M20X60	25	21520.200.060
			M12X70	50	21520.120.070	M20X65	25	21520.200.065
M8X20	100	21520.080.020	M12X75	50	21520.120.075	M20X70	25	21520.200.070
M8X25	100	21520.080.025	M12X80	50	21520.120.080	M20X75	25	21520.200.075
M8X30	100	21520.080.030	M12X85*	25	21520.120.085	M20X80	25	21520.200.080
M8X35	100	21520.080.035	M12X90	50	21520.120.090	M20X85*	10	21520.200.085
M8X40	100	21520.080.040	M12X100	50	21520.120.100	M20X90	10	21520.200.090
M8X45	100	21520.080.045	M12X110*	25	21520.120.110	M20X100	10	21520.200.100
M8X50	100	21520.080.050	M12X120*	25	21520.120.120	M20X110	10	21520.200.110
M8X55*	50	21520.080.055	M12X130	25	21520.120.130	M20X120	10	21520.200.120
M8X60	100	21520.080.060	M12X140*	25	21520.120.140	M20X130*	10	21520.200.130
M8X65	100	21520.080.065				M20X140	10	21520.200.140
M8X70	100	21520.080.070	M14X30	50	21520.140.030	M20X150*	10	21520.200.150
M8X80*	50	21520.080.080	M14X35	50	21520.140.035			
M8X90*	50	21520.080.090	M14X40	50	21520.140.040	M22X60	10	21520.220.060
			M14X50	50	21520.140.050	M22X70	10	21520.220.070
M10X20	100	21520.100.020	M14X60	50	21520.140.060			
M10X25	100	21520.100.025				M24X50	10	21520.240.050
M10X30	100	21520.100.030	M16X30*	25	21520.160.030	M24X55*	10	21520.240.055
M10X35	100	21520.100.035	M16X35	50	21520.160.035	M24X60	10	21520.240.060
M10X40	100	21520.100.040	M16X40	50	21520.160.040	M24X65*	10	21520.240.065
M10X45	100	21520.100.045	M16X45	50	21520.160.045	M24X70	10	21520.240.070
M10X50	100	21520.100.050	M16X50	50	21520.160.050	M24X75*	10	21520.240.075
M10X55	100	21520.100.055	M16X55	50	21520.160.055	M24X80	10	21520.240.080
M10X60	100	21520.100.060	M16X60	50	21520.160.060	M24X90	10	21520.240.090
M10X65	100	21520.100.065	M16X65	25	21520.160.065	M24X100*	10	21520.240.100
M10X70	100	21520.100.070	M16X70	25	21520.160.070	M24X110	10	21520.240.110
M10X75*	50	21520.100.075	M16X75	25	21520.160.075	M24X120	10	21520.240.120
M10X80	25	21520.100.080	M16X80	25	21520.160.080	M24X130*	5	21520.240.130
M10X90	25	21520.100.090	M16X85*	10	21520.160.085	M24X140*	5	21520.240.140
M10X100	25	21520.100.100	M16X90	25	21520.160.090	M24X150*	5	21520.240.150
M10X110*	25	21520.100.110	M16X95*	10	21520.160.095			
M10X120*	25	21520.100.120	M16X100	25	21520.160.100	M27X100	10	21520.270.100
			M16X110*	10	21520.160.110			

21521 Stud metal end ≈ 1,25d / Tapeind inschroeflengte ≈ 1,25d / Goujon longueur d'implantation ≈ 1,25d — G07A

Thread Metric thread
Material Steel
Class 8.8
Surface treatment Zinc plated



d x L	✉	Art.number	d x L	✉	Art.number	d x L	✉	Art.number
M6X16*	100	21521.060.016	M10X40*	50	21521.100.040	M12X90*	25	21521.120.090
M6X20*	100	21521.060.020	M10X45*	50	21521.100.045	M12X100*	10	21521.120.100
M6X25*	100	21521.060.025	M10X50*	50	21521.100.050	M12X110*	25	21521.120.110
M6X30*	100	21521.060.030	M10X55*	50	21521.100.055	M12X120*	25	21521.120.120
			M10X60*	50	21521.100.060			
M8X16*	50	21521.080.016	M10X65*	50	21521.100.065	M16X30*	25	21521.160.030
M8X20*	50	21521.080.020	M10X80*	25	21521.100.080	M16X35*	25	21521.160.035
M8X25*	50	21521.080.025	M10X90*	25	21521.100.090	M16X40	25	21521.160.040
M8X30*	50	21521.080.030	M10X100*	25	21521.100.100	M16X45	25	21521.160.045
M8X35*	50	21521.080.035	M10X110*	25	21521.100.110	M16X50	25	21521.160.050
M8X40*	50	21521.080.040	M10X120*	25	21521.100.120	M16X55	25	21521.160.055
M8X45	50	21521.080.045				M16X60	10	21521.160.060
M8X50*	50	21521.080.050	M12X25*	50	21521.120.025	M16X70	10	21521.160.070
M8X55*	50	21521.080.055	M12X30	50	21521.120.030	M16X80	10	21521.160.080
M8X60*	50	21521.080.060	M12X35	50	21521.120.035	M16X100*	10	21521.160.100
M8X70*	50	21521.080.070	M12X40	50	21521.120.040	M16X110	10	21521.160.110
M8X80*	50	21521.080.080	M12X45*	50	21521.120.045	M16X120	10	21521.160.120
M8X90*	50	21521.080.090	M12X50	50	21521.120.050			
			M12X60*	25	21521.120.060	M20X40*	10	21521.200.040
M10X20*	50	21521.100.020	M12X70*	25	21521.120.070	M20X45*	10	21521.200.045
M10X25	50	21521.100.025	M12X75*	25	21521.120.075	M20X50	10	21521.200.050
M10X30*	50	21521.100.030	M12X80*	25	21521.120.080	M20X55*	10	21521.200.055
M10X35*	50	21521.100.035						

4

21521 Stud metal end ≈ 1,25d / Tapeind inschroeflengte ≈ 1,25d / Goujon longueur d'implantation ≈ 1,25d

d x L	✉	Art.number	d x L	✉	Art.number	d x L	✉	Art.number
M20X60	10	21521.200.060				M24X120*	25	21521.240.120
M20X70*	10	21521.200.070	M24X50*	10	21521.240.050	M24X130*	25	21521.240.130
M20X80	10	21521.200.080	M24X60*	10	21521.240.060	M24X140*	25	21521.240.140
M20X90*	10	21521.200.090	M24X70*	25	21521.240.070	M24X150	25	21521.240.150
M20X100*	10	21521.200.100	M24X80*	25	21521.240.080			
M20X110*	10	21521.200.110	M24X90*	25	21521.240.090	M30X90*	10	21521.300.090
M20X120*	10	21521.200.120	M24X100*	25	21521.240.100	M30X100*	10	21521.300.100
M20X130	10	21521.200.130	M24X110*	25	21521.240.110			

21525 Stud metal end ≈ 1,25d / Tapeind inschroeflengte ≈ 1,25d / Goujon longueur d'implantation ≈ 1,25d G07A

Thread Metric thread
Material Steel
Class 10.9
Surface treatment Plain



d x L	✉	Art.number	d x L	✉	Art.number	d x L	✉	Art.number
M10X25*	50	21525.100.025	M12X80*	25	21525.120.080	M16X200*	10	21525.160.200
M10X30*	50	21525.100.030						
M10X35*	50	21525.100.035	M16X35*	25	21525.160.035	M20X50*	10	21525.200.050
M10X40*	50	21525.100.040	M16X40*	25	21525.160.040	M20X55*	10	21525.200.055
M10X45*	50	21525.100.045	M16X45*	25	21525.160.045	M20X60*	10	21525.200.060
M10X50*	50	21525.100.050	M16X50*	25	21525.160.050	M20X65*	10	21525.200.065
M10X55*	100	21525.100.055	M16X60*	10	21525.160.060	M20X80*	10	21525.200.080
M10X65*	50	21525.100.065	M16X65*	10	21525.160.065	M20X90*	10	21525.200.090
M10X70*	50	21525.100.070	M16X70*	10	21525.160.070	M20X100*	10	21525.200.100
M10X80*	50	21525.100.080	M16X80*	10	21525.160.080	M20X110*	10	21525.200.110
M10X100*	25	21525.100.100	M16X90*	10	21525.160.090	M20X120*	10	21525.200.120
			M16X100*	10	21525.160.100	M20X140*	10	21525.200.140
M12X25*	50	21525.120.025	M16X110*	10	21525.160.110	M20X150*	25	21525.200.150
M12X30*	50	21525.120.030	M16X120*	10	21525.160.120	M20X160*	25	21525.200.160
M12X35*	50	21525.120.035	M16X125*	10	21525.160.125	M20X200*	25	21525.200.200
M12X40*	50	21525.120.040	M16X130*	10	21525.160.130	M20X220*	25	21525.200.220
M12X45*	50	21525.120.045	M16X140*	10	21525.160.140	M20X250*	10	21525.200.250
M12X50*	50	21525.120.050	M16X150*	10	21525.160.150	M20X270*	10	21525.200.270
M12X60*	25	21525.120.060	M16X160*	10	21525.160.160	M20X280*	10	21525.200.280
M12X65*	25	21525.120.065	M16X180*	50	21525.160.180	M20X290*	10	21525.200.290
M12X70*	25	21525.120.070	M16X190*	10	21525.160.190			

51270 Stud metal end ≈ 1,25d / Tapeind inschroeflengte ≈ 1,25d / Goujon longueur d'implantation ≈ 1,25d R09A

Thread Metric thread
Material Stainless steel A2



d x L	✉	Art.number	d x L	✉	Art.number	d x L	✉	Art.number
M5X25*	200	51270.050.025	M8X55*	200	51270.080.055	M10X120*	100	51270.100.120
M5X30*	200	51270.050.030	M8X60	50	51270.080.060			
M5X45*	200	51270.050.045	M8X65*	200	51270.080.065	M12X20	10	51270.120.020
			M8X70	50	51270.080.070	M12X25	10	51270.120.025
M6X16	200	51270.060.016	M8X75*	200	51270.080.075	M12X30	10	51270.120.030
M6X20	100	51270.060.020	M8X80*	200	51270.080.080	M12X35	10	51270.120.035
M6X25	100	51270.060.025	M8X85*	200	51270.080.085	M12X40	10	51270.120.040
M6X30	100	51270.060.030	M8X90	25	51270.080.090	M12X45	10	51270.120.045
M6X35	100	51270.060.035	M8X95*	200	51270.080.095	M12X50	10	51270.120.050
M6X40	100	51270.060.040	M8X100	25	51270.080.100	M12X55	10	51270.120.055
M6X45	100	51270.060.045	M8X110*	200	51270.080.110	M12X60	10	51270.120.060
M6X50	100	51270.060.050	M8X120*	200	51270.080.120	M12X65	10	51270.120.065
M6X55*	200	51270.060.055	M8X130*	200	51270.080.130	M12X70	10	51270.120.070
M6X60	100	51270.060.060				M12X75	10	51270.120.075
M6X65*	200	51270.060.065	M10X20	25	51270.100.020	M12X80	10	51270.120.080
M6X70	100	51270.060.070	M10X25	25	51270.100.025	M12X85*	100	51270.120.085
M6X80*	200	51270.060.080	M10X30	25	51270.100.030	M12X90*	100	51270.120.090
M6X90	100	51270.060.090	M10X35	25	51270.100.035	M12X100	10	51270.120.100
M6X100	100	51270.060.100	M10X40	25	51270.100.040	M12X110*	100	51270.120.110
M6X120*	200	51270.060.120	M10X45	25	51270.100.045	M12X120*	100	51270.120.120
			M10X50	25	51270.100.050	M12X130*	100	51270.120.130
M8X16	200	51270.080.016	M10X55*	100	51270.100.055			
M8X18*	200	51270.080.018	M10X60	25	51270.100.060	M14X70*	50	51270.140.070
M8X20	50	51270.080.020	M10X65	25	51270.100.065			
M8X22*	200	51270.080.022	M10X70	25	51270.100.070	M16X25*	50	51270.160.025
M8X25	50	51270.080.025	M10X75	25	51270.100.075	M16X30	10	51270.160.030
M8X30	50	51270.080.030	M10X80*	100	51270.100.080	M16X35	10	51270.160.035
M8X35	50	51270.080.035	M10X90	10	51270.100.090	M16X40	10	51270.160.040
M8X40	50	51270.080.040	M10X100	10	51270.100.100	M16X45	10	51270.160.045
M8X45	50	51270.080.045	M10X105*	100	51270.100.105	M16X50	10	51270.160.050
M8X50	50	51270.080.050						

51270 Stud metal end ≈ 1,25d / Tapeind inschroeflengte ≈ 1,25d / Goujon longueur d'implantation ≈ 1,25d ←

d x L	✉	Art.number	d x L	✉	Art.number	d x L	✉	Art.number
M16X55	10	51270.160.055				M20X90	5	51270.200.090
M16X60	10	51270.160.060	M20X35*	50	51270.200.035	M20X100	5	51270.200.100
M16X65	10	51270.160.065	M20X40	5	51270.200.040	M20X110*	50	51270.200.110
M16X70	10	51270.160.070	M20X45	5	51270.200.045	M20X120	5	51270.200.120
M16X75	10	51270.160.075	M20X50	5	51270.200.050	M20X130*	25	51270.200.130
M16X80	10	51270.160.080	M20X55	5	51270.200.055			
M16X85*	50	51270.160.085	M20X60	5	51270.200.060	M24X50*	50	51270.240.050
M16X90	10	51270.160.090	M20X65	5	51270.200.065	M24X60*	25	51270.240.060
M16X100	10	51270.160.100	M20X70	5	51270.200.070	M24X70	50	51270.240.070
M16X110*	50	51270.160.110	M20X75	5	51270.200.075	M24X80*	50	51270.240.080
M16X120*	50	51270.160.120	M20X80	5	51270.200.080	M24X90	50	51270.240.090
M16X130*	50	51270.160.130	M20X85*	50	51270.200.085	M24X100*	50	51270.240.100

4

55270 Stud metal end ≈ 1,25d / Tapeind inschroeflengte ≈ 1,25d / Goujon longueur d'implantation ≈ 1,25d R49A

Thread Metric thread
Material Stainless steel A4



d x L	✉	Art.number	d x L	✉	Art.number	d x L	✉	Art.number
M5X16*	200	55270.050.016	M10X55	25	55270.100.055	M16X90	50	55270.160.090
M5X20*	200	55270.050.020	M10X60	25	55270.100.060	M16X100	10	55270.160.100
M5X25*	200	55270.050.025	M10X65	25	55270.100.065	M16X110*	50	55270.160.110
M5X30*	200	55270.050.030	M10X70*	100	55270.100.070	M16X120*	50	55270.160.120
			M10X75*	100	55270.100.075	M16X130*	50	55270.160.130
M6X16*	200	55270.060.016	M10X80	25	55270.100.080			
M6X20	100	55270.060.020	M10X90*	10	55270.100.090	M18X45*	50	55270.180.045
M6X25	100	55270.060.025	M10X100*	100	55270.100.100	M18X80*	50	55270.180.080
M6X30	100	55270.060.030	M10X110*	100	55270.100.110			
M6X35	100	55270.060.035				M20X35*	50	55270.200.035
M6X40*	200	55270.060.040	M12X25	10	55270.120.025	M20X40	5	55270.200.040
M6X45*	200	55270.060.045	M12X30	10	55270.120.030	M20X45	5	55270.200.045
M6X50	100	55270.060.050	M12X35	10	55270.120.035	M20X50	5	55270.200.050
M6X55*	200	55270.060.055	M12X40	10	55270.120.040	M20X55	5	55270.200.055
M6X60	100	55270.060.060	M12X45	10	55270.120.045	M20X60	5	55270.200.060
M6X70	100	55270.060.070	M12X50	10	55270.120.050	M20X65	5	55270.200.065
M6X80*	200	55270.060.080	M12X55	10	55270.120.055	M20X70	5	55270.200.070
M6X100	100	55270.060.100	M12X60*	100	55270.120.060	M20X75	5	55270.200.075
			M12X65	10	55270.120.065	M20X80	5	55270.200.080
M8X16*	200	55270.080.016	M12X70	10	55270.120.070	M20X85*	50	55270.200.085
M8X20	50	55270.080.020	M12X75	10	55270.120.075	M20X90	5	55270.200.090
M8X25	50	55270.080.025	M12X80*	100	55270.120.080	M20X95*	25	55270.200.095
M8X30	50	55270.080.030	M12X90	10	55270.120.090	M20X100	5	55270.200.100
M8X35	50	55270.080.035	M12X95*	100	55270.120.095	M20X110*	50	55270.200.110
M8X40	50	55270.080.040	M12X100	10	55270.120.100	M20X120	5	55270.200.120
M8X45*	200	55270.080.045	M12X120*	100	55270.120.120	M20X130*	25	55270.200.130
M8X50	50	55270.080.050	M12X130*	100	55270.120.130	M20X140*	25	55270.200.140
M8X55*	200	55270.080.055				M20X150*	25	55270.200.150
M8X60	50	55270.080.060	M14X25*	50	55270.140.025			
M8X65*	200	55270.080.065	M14X30*	50	55270.140.030	M24X50*	50	55270.240.050
M8X70	50	55270.080.070	M14X35*	50	55270.140.035	M24X55*	50	55270.240.055
M8X75*	200	55270.080.075				M24X60	5	55270.240.060
M8X80	50	55270.080.080	M16X25*	50	55270.160.025	M24X65*	25	55270.240.065
M8X85*	200	55270.080.085	M16X30	10	55270.160.030	M24X70	5	55270.240.070
M8X90*	200	55270.080.090	M16X35*	50	55270.160.035	M24X75*	25	55270.240.075
M8X100	25	55270.080.100	M16X40	10	55270.160.040	M24X80	5	55270.240.080
M8X120*	200	55270.080.120	M16X45	10	55270.160.045	M24X90	5	55270.240.090
			M16X50	10	55270.160.050	M24X100*	50	55270.240.100
M10X20	25	55270.100.020	M16X55	10	55270.160.055	M24X120*	25	55270.240.120
M10X25	25	55270.100.025	M16X60	10	55270.160.060	M24X130*	25	55270.240.130
M10X30	25	55270.100.030	M16X65*	50	55270.160.065	M24X140*	25	55270.240.140
M10X35	25	55270.100.035	M16X70	10	55270.160.070	M24X150*	10	55270.240.150
M10X40	25	55270.100.040	M16X75	10	55270.160.075			
M10X45	25	55270.100.045	M16X80	10	55270.160.080	M30X65*	25	55270.300.065
M10X50	25	55270.100.050	M16X85*	50	55270.160.085			

FABORY

Stud metal end ≈ 2d

Tapeind inschroeflengte ≈ 2d / Goujon longueur d'implantation ≈ 2d

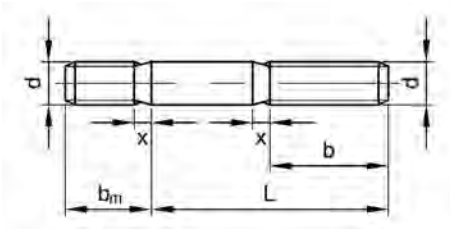

DIN 835



4

Technical Data

d	b =L-(x+3) up to L≤	b:L≤125mm	b:125mm<L≤200mm	b:L≥200mm	b_m	P	x
M5	20	16	22	-	10	0.80	2
M6	20	18	24	-	12	1.00	2.5
M8	25	22	28	-	16	1.25	3.2
M10	28	26	32	45	20	1.50	3.8
M12	35	30	36	49	24	1.75	4.3
M16	45	38	44	57	32	2.00	5

- ATTENTION: when ordering studs according to this DIN standard the proper designation is d x L,e.g. stud M10X70 - DIN 835, where the working length L = 70 mm and the thread length on the metal end b_m = 20 mm. The overall length of the stud is 70 + 20 = 90 mm. The thread length on the nut end b= 26 mm.
- The thread tolerance class on the metal end is Sk6 according to DIN 13-51, meaning "transition fit", which prevents loosening of the metal end of the studs during disassembly.
- In case this transition fit is not wanted, add "Fo"in the designation. These studs have thread tolerance class 6g on both ends and can be supplied as specials.
- Studs according to DIN 835 with a metal end ≈2d have many applications, but are mainly intended for use in aluminium alloy counterparts.

Article groups

Thread	Material	Class	Surface treatment	Code	Page
M	St.	5.8	Plain	21570	4-80
M	St.	8.8	Plain	21571	4-80
M	St.st. A2			51285	4-81
M	St.st. A4			55285	4-81

21570 Stud metal end ≈ 2d / Tapeind inschroeflengte ≈ 2d / Goujon longueur d'implantation ≈ 2d — G07A

Thread Metric thread
Material Steel
Class 5.8
Surface treatment Plain



d x L	✉	Art.number	d x L	✉	Art.number	d x L	✉	Art.number
M6X16*	100	21570.060.016	M8X60*	100	21570.080.060	M12X30*	50	21570.120.030
M6X18*	100	21570.060.018	M8X65*	100	21570.080.065	M12X35*	50	21570.120.035
M6X20*	100	21570.060.020	M8X70*	100	21570.080.070	M12X40*	50	21570.120.040
M6X25*	100	21570.060.025	M8X80*	100	21570.080.080	M12X45*	50	21570.120.045
M6X30*	100	21570.060.030	M8X90*	100	21570.080.090	M12X50*	50	21570.120.050
M6X35*	100	21570.060.035				M12X55*	50	21570.120.055
M6X40*	100	21570.060.040	M10X20*	100	21570.100.020	M12X60*	50	21570.120.060
M6X45*	100	21570.060.045	M10X25*	100	21570.100.025	M12X80*	25	21570.120.080
M6X70*	100	21570.060.070	M10X30*	100	21570.100.030			
M6X100*	100	21570.060.100	M10X35*	100	21570.100.035	M16X35*	25	21570.160.035
			M10X40*	100	21570.100.040	M16X40*	25	21570.160.040
M8X18*	100	21570.080.018	M10X45*	100	21570.100.045	M16X50*	25	21570.160.050
M8X20*	100	21570.080.020	M10X50*	100	21570.100.050	M16X55*	25	21570.160.055
M8X30*	100	21570.080.030	M10X60*	50	21570.100.060	M16X60*	25	21570.160.060
M8X35*	100	21570.080.035	M10X70*	50	21570.100.070	M16X65*	25	21570.160.065
M8X40*	100	21570.080.040	M10X100*	50	21570.100.100	M16X80*	25	21570.160.080
M8X45*	100	21570.080.045				M16X100*	25	21570.160.100
M8X50*	100	21570.080.050	M12X25*	50	21570.120.025			

21571 Stud metal end ≈ 2d / Tapeind inschroeflengte ≈ 2d / Goujon longueur d'implantation ≈ 2d — G07A

Thread Metric thread
Material Steel
Class 8.8
Surface treatment Plain



d x L	✉	Art.number	d x L	✉	Art.number	d x L	✉	Art.number
M8X18*	100	21571.080.018	M8X35	100	21571.080.035	M10X30*	100	21571.100.030
M8X20*	100	21571.080.020	M8X40*	100	21571.080.040	M10X35*	100	21571.100.035
M8X25	100	21571.080.025				M10X40*	50	21571.100.040
M8X30	100	21571.080.030	M10X25*	100	21571.100.025	M10X50*	50	21571.100.050

21571 Stud metal end ≈ 2d / Tapeind inschroeflengte ≈ 2d / Goujon longueur d'implantation ≈ 2d ←

d x L	✉	Art.number	d x L	✉	Art.number	d x L	✉	Art.number
M10X55*	50	21571.100.055				M12X40*	50	21571.120.040
M10X60*	50	21571.100.060	M12X35*	50	21571.120.035	M12X45*	50	21571.120.045

51285 Stud metal end ≈ 2d / Tapeind inschroeflengte ≈ 2d / Goujon longueur d'implantation ≈ 2d R09A

Thread Metric thread
Material Stainless steel A2



d x L	✉	Art.number	d x L	✉	Art.number	d x L	✉	Art.number
M6X20*	200	51285.060.020	M8X45*	200	51285.080.045	M10X60*	100	51285.100.060
M6X50*	200	51285.060.050	M8X50*	200	51285.080.050			
			M8X90*	200	51285.080.090	M12X70*	100	51285.120.070
M8X20*	200	51285.080.020				M12X80*	100	51285.120.080
M8X25*	200	51285.080.025	M10X30*	100	51285.100.030			
M8X30*	200	51285.080.030	M10X35	100	51285.100.035	M16X35*	50	51285.160.035
M8X35*	200	51285.080.035	M10X40*	100	51285.100.040	M16X45*	50	51285.160.045
M8X40*	200	51285.080.040	M10X45	100	51285.100.045	M16X60*	50	51285.160.060

55285 Stud metal end ≈ 2d / Tapeind inschroeflengte ≈ 2d / Goujon longueur d'implantation ≈ 2d R49A

Thread Metric thread
Material Stainless steel A4



d x L	✉	Art.number	d x L	✉	Art.number	d x L	✉	Art.number
M5X16*	200	55285.050.016	M8X50*	100	55285.080.050	M12X35*	50	55285.120.035
			M8X55*	100	55285.080.055	M12X40*	100	55285.120.040
M6X20*	100	55285.060.020	M8X60*	100	55285.080.060	M12X45*	50	55285.120.045
M6X25*	100	55285.060.025	M8X70*	100	55285.080.070	M12X50*	50	55285.120.050
M6X30*	100	55285.060.030	M8X80*	100	55285.080.080	M12X55*	50	55285.120.055
M6X35*	100	55285.060.035	M8X90*	50	55285.080.090	M12X60*	50	55285.120.060
M6X40*	100	55285.060.040	M8X150*	25	55285.080.150	M12X65*	50	55285.120.065
M6X45*	100	55285.060.045				M12X95*	50	55285.120.095
M6X50*	100	55285.060.050	M10X30*	50	55285.100.030	M12X120*	50	55285.120.120
M6X60*	100	55285.060.060	M10X35*	100	55285.100.035			
			M10X40*	50	55285.100.040	M16X35*	50	55285.160.035
M8X18*	100	55285.080.018	M10X45*	50	55285.100.045	M16X40*	50	55285.160.040
M8X20*	100	55285.080.020	M10X50*	50	55285.100.050	M16X50*	50	55285.160.050
M8X25*	100	55285.080.025	M10X55*	50	55285.100.055	M16X60*	50	55285.160.060
M8X30*	100	55285.080.030	M10X60*	50	55285.100.060	M16X70*	50	55285.160.070
M8X40*	100	55285.080.040				M16X80*	50	55285.160.080
M8X45*	100	55285.080.045	M12X30*	50	55285.120.030			

FABORY

Stud metal end ≈ 1,25d BSW

Tapeind inschroeflengte ≈ 1,25d BSW / Goujon longueur d'implantation ≈ 1,25d BSW

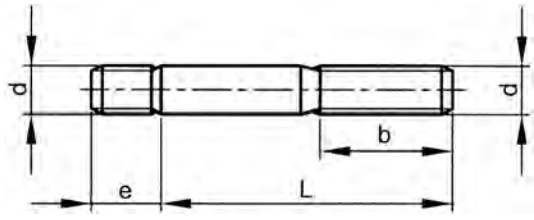

DIN ≈939



4

Technical Data

d	b	e ≈ 1,25d	Threads per inch	d	b	e ≈ 1,25d	Threads per inch
5/16	18	10	18	5/8	28	20	11
3/8	20	12	16	3/4	32	25	10
1/2	25-30	16	12	1 Inch	40-55	35	8

- Whitworth thread (BSW) is not internationally recommended. It is advised to use metric (M) thread instead.
- ATTENTION: when ordering these studs the proper designation is d x L, e.g. stud 5/16X25, where the working length L = 25 mm and the thread length on the metal end e = 10 mm. The overall length of the stud is 25 + 10 = 35 mm. The thread length on the nut end b = 18 mm.
- The thread on the metal end is made with a "transition fit", which prevents loosening of the metal end of the studs during disassembly.
- These studs, with a metal end ≈1,25d, have many applications, but are mainly intended for use in cast iron counterparts.

21540 Stud metal end ≈ 1,25d BSW / Tapeind inschroeflengte ≈ 1,25d BSW / Goujon longueur d'implantation ≈ 1,25d BSW X08A

Thread	British Standard Whitworth
Material	Steel
Class	5.6
Surface treatment	Plain



d x L	✉	Art.number	d x L	✉	Art.number	d x L	✉	Art.number
5/16X25MM	100	21540.079.025				5/8X50MM	25	21540.158.050
5/16X30MM	100	21540.079.030	1/2X30MM	100	21540.127.030	5/8X60MM	25	21540.158.060
5/16X35MM	100	21540.079.035	1/2X35MM	100	21540.127.035	5/8X70MM	25	21540.158.070
			1/2X40MM	50	21540.127.040	5/8X80MM	25	21540.158.080
3/8X25MM	100	21540.096.025	1/2X50MM	100	21540.127.050			
3/8X30MM	100	21540.096.030	1/2X60MM	100	21540.127.060	3/4X50MM	25	21540.191.050
3/8X35MM	100	21540.096.035	1/2X80MM	100	21540.127.080	3/4X60MM	25	21540.191.060
3/8X40MM	100	21540.096.040				3/4X70MM	25	21540.191.070
3/8X50MM	100	21540.096.050	5/8X45MM	25	21540.158.045			

- Depending on availability, class 5.8 can be supplied instead of class 5.6.

Stud for welding with hexagon nut

Aanlaseind met zeskantmoer / Tige à souder avec écrou

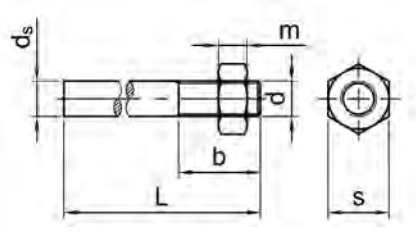

DIN 525



Technical Data

d	b	d_s (max.)	m	P	s
M6	35	6	4	1.00	10
M8	40	8	6.5	1.25	13
M10	45	10	8	1.50	17
M12	55	12	10	1.75	19
M14 (≠DIN)	60	14	11	2.00	22
M16	65	16	13	2.00	24
M20	75	20	16	2.50	30
M22 (≠DIN)	80	22	18	2.50	32
M24	85	24	19	3.00	36
M30	105	30	24	3.50	46
M36	125	36	29	4.00	55

16221 Stud for welding with hexagon nut / Aanlaseind met zeskantmoer / Tige à souder avec écrou F11A

Thread Metric thread
Material Steel
Class 4.6 weldable
Surface treatment Plain

RoHS



d x L	✉	Art.number	d x L	✉	Art.number	d x L	✉	Art.number
M6X130*	100	16221.060.130	M14X180*	50	16221.140.180	M24X230*	10	16221.240.230
M8X140*	100	16221.080.140	M16X190*	25	16221.160.190	M30X270*	10	16221.300.270
M10X150*	100	16221.100.150	M20X210*	25	16221.200.210	M36X310*	5	16221.360.310
M12X170*	50	16221.120.170	M22X220*	25	16221.220.220			

4

Hook and eye products 5

 Page 5-3 DIN 186 B **Metric**	 Page 5-4 DIN 261/555 **Metric**	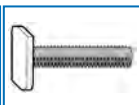 Page 5-5 **Metric**	 Page 5-6 DIN 444 B **Metric**	 Page 5-9 DIN 444 LB **Fully threaded Metric**
 Page 5-10 DIN 580 **Metric CE**	 Page 5-12 DIN 582 **Metric CE**	 Page 5-14 DIN 1478 **Made from tube Metric**	 Page 5-15 DIN 1479 **Hexagon Metric**	 Page 5-16 DIN 1480 **Metric**
 Page 5-17 DIN 1480 **With 2 welding studs Metric**	 Page 5-18 DIN ≈1480 **With hook and eye**	 Page 5-19 DIN ≈1480 **With hook and eye Stainless steel**	 Page 5-19 DIN ≈1480 **With two eyes**	 Page 5-20 DIN ≈1480 **With two hooks**
 Page 5-21 DIN ≈1480 **With two hooks Stainless steel**	 Page 5-21 DIN ≈1480 **With two flat eyes**	 Page 5-22 **Steel**	 Page 5-23 DIN 82101 A **Steel**	 Page 5-24 **Stainless steel**
 Page 5-25 **Steel**	 Page 5-26 **Stainless steel**	 Page 5-27 DIN 741/555 **Steel**	 Page 5-28 **Stainless steel**	 Page 5-29 **Steel**
 Page 5-30 **Steel/Stainless steel**	 Page 5-31 **Metric**	 Page 5-32 **Wood screw thread**	 Page 5-33 **Wood screw thread, heavy type**	 Page 5-33 **Wood screw thread, long type**
 Page 5-34 **Metric**	 Page 5-34 **Wood screw thread**	 Page 5-36 **Wood screw thread, small hook**	 Page 5-36 **Metric**	 Page 5-37 **Wood screw thread**
 Page 5-38 **Wood screw thread, heavy type with cross recess**	 Page 5-38 **Wood screw thread, slotted**	 Page 5-39 **Wood screw thread, heavy model, hexalobular socket**	 Page 5-39 **With point**	 Page 5-40 **Dowel screw Steel**
Page 5-41 **Dowel screw Stainless steel**	Page 5-42 **Dowel screw with hexagon and hexalobular socket**	Page 5-43 **Dowel screw with hexagon Stainless steel**	Page 5-44 **Metric**	Page 5-45 **Metric, with 3 nuts**
Page 5-45 **Wood screw thread**	Page 5-46 **For swing hooks**	Page 5-46 **Wood screw thread**	Page 5-47 **Steel**	Page 5-47 **U-bolt type A**

FABORY

Hook and eye products 5

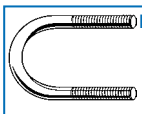

Page 5-50

U-bolt type B



Page 5-51
ASME B18.31.5

Round, UNC, with 2 nuts



Page 5-53
ASME B18.31.5

Round, long, UNC, with 4 nuts



Page 5-55
ASME B18.31.5

Square, UNC, with 2 nuts and 2 washers



Page 5-56
DIN ≈580

BSW



Page 5-57
DIN ≈582

BSW

5

T-head bolt with square neck

Hamerkopbout met vierkante nek / Vis à tête rectangulaire à collet carré

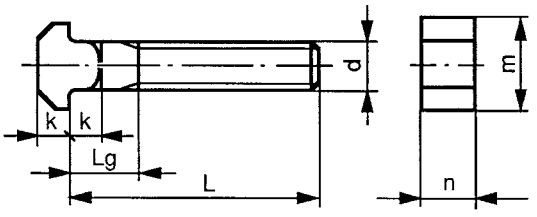

DIN 186 B



Technical Data

d	k	Lg (max.)	m	n	P
M6	4.5	10	16	6	1.00
M8	5.5	13	18	8	1.25
M10	7	16	21	10	1.50
M12	8	19	26	12	1.75
M16	10.5	25	30	16	2.00
M20	13	31	36	20	2.50
M24	15	37	43	24	3.00
M30	19	43	54	30	3.50

- For sizes of T-slots, see DIN 649.

Article groups

Thread	Material	Class	Surface treatment	Code	Page
M	St.	4.6	Plain	16190	5-3
M	St.st. A4			55782	5-4

16190 **T-head bolt with square neck / Hamerkopbout met vierkante nek / Vis à tête rectangulaire à collet carré** **F11D**

Thread Metric thread
Material Steel
Class 4.6
Surface treatment Plain

RoHS



d x L	✉	Art.number	d x L	✉	Art.number	d x L	✉	Art.number
M6X25	50	16190.060.025	M12X30	10	16190.120.030	M16X160	10	16190.160.160
M6X30*	50	16190.060.030	M12X35*	25	16190.120.035	M16X180	10	16190.160.180
M6X45*	50	16190.060.045	M12X40	10	16190.120.040	M16X200	10	16190.160.200
M6X50*	50	16190.060.050	M12X45*	10	16190.120.045			
M6X60	25	16190.060.060	M12X50	10	16190.120.050	M20X50	5	16190.200.050
			M12X55*	10	16190.120.055	M20X60	5	16190.200.060
M8X25	25	16190.080.025	M12X60	10	16190.120.060	M20X70	5	16190.200.070
M8X30	25	16190.080.030	M12X65*	10	16190.120.065	M20X80	5	16190.200.080
M8X35*	25	16190.080.035	M12X70	10	16190.120.070	M20X90	5	16190.200.090
M8X40	25	16190.080.040	M12X80	10	16190.120.080	M20X100	5	16190.200.100
M8X45*	25	16190.080.045	M12X90	10	16190.120.090	M20X120*	10	16190.200.120
M8X50	25	16190.080.050	M12X100	10	16190.120.100	M20X140	5	16190.200.140
M8X60	25	16190.080.060	M12X110	10	16190.120.110	M20X160	5	16190.200.160
M8X80*	25	16190.080.080	M12X120	10	16190.120.120	M20X200	5	16190.200.200
			M12X140	10	16190.120.140			
M10X25*	25	16190.100.025				M24X70	5	16190.240.070
M10X30	25	16190.100.030	M16X40	10	16190.160.040	M24X80	5	16190.240.080
M10X35*	25	16190.100.035	M16X45*	10	16190.160.045	M24X90	5	16190.240.090
M10X40	25	16190.100.040	M16X50	10	16190.160.050	M24X100	5	16190.240.100
M10X45*	25	16190.100.045	M16X60	10	16190.160.060	M24X110*	1	16190.240.110
M10X50	25	16190.100.050	M16X65*	10	16190.160.065	M24X140	5	16190.240.140
M10X55*	25	16190.100.055	M16X70	10	16190.160.070	M24X160	5	16190.240.160
M10X60	25	16190.100.060	M16X75*	10	16190.160.075	M24X180	5	16190.240.180
M10X65*	25	16190.100.065	M16X80	10	16190.160.080	M24X200	5	16190.240.200
M10X70	25	16190.100.070	M16X90	10	16190.160.090			
M10X80*	10	16190.100.080	M16X100	10	16190.160.100	M30X90	3	16190.300.090
M10X90*	10	16190.100.090	M16X110	10	16190.160.110	M30X120	3	16190.300.120
M10X100*	10	16190.100.100	M16X120	10	16190.160.120	M30X130	3	16190.300.130
M10X110*	10	16190.100.110	M16X130*	10	16190.160.130	M30X160	3	16190.300.160
			M16X140	10	16190.160.140	M30X200	3	16190.300.200

FABORY

55782 **T-head bolt with square neck / Hamerkopbout met vierkante nek / Vis à tête rectangulaire à collet carré** **R49A**

Thread Metric thread
Material Stainless steel A4



d x L	✉	Art.number	d x L	✉	Art.number	d x L	✉	Art.number
M8X30	10	55782.080.030	M10X80*	25	55782.100.080			
M8X35*	50	55782.080.035				M16X50	5	55782.160.050
M8X40	10	55782.080.040	M12X30*	25	55782.120.030	M16X70*	5	55782.160.070
M8X50	10	55782.080.050	M12X40	5	55782.120.040	M16X90*	25	55782.160.090
M8X60	10	55782.080.060	M12X50*	25	55782.120.050	M16X100	5	55782.160.100
			M12X55*	25	55782.120.055			
M10X30	10	55782.100.030	M12X60	5	55782.120.060	M20X60*	10	55782.200.060
M10X40*	25	55782.100.040	M12X70*	25	55782.120.070	M20X70	3	55782.200.070
M10X45*	25	55782.100.045	M12X75*	25	55782.120.075	M20X80*	10	55782.200.080
M10X50	10	55782.100.050	M12X90*	25	55782.120.090	M20X100	3	55782.200.100
M10X70	10	55782.100.070	M12X100	5	55782.120.100			

5

T-head bolt with nut

Hamerkopbout met moer / Vis à tête rectangulaire à angles abattus, avec écrou

DIN **261/555**

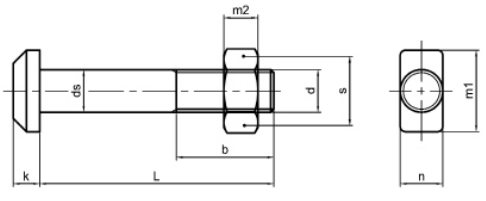

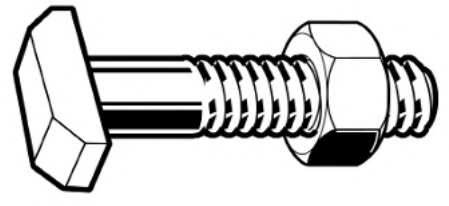

Technical Data

d	b	d_s (max.)	k (nom.)	m_1	m_2	n	P	s
M8	22	8.58	5.5	18	6.5	8	1.25	13
M10	26	10.58	7	21	8	10	1.50	17
M12	30	12.7	8	26	10	12	1.75	19
M16	38	16.7	10.5	30	13	16	2.00	24
M20	46	20.84	13	36	16	20	2.50	30
M24	54	24.84	15	43	19	24	3.00	36

16191 **T-head bolt with nut / Hamerkopbout met moer / Vis à tête rectangulaire à angles abattus, avec écrou** **F11A**

Thread Metric thread
Material Steel
Class 4.6
Surface treatment Plain



d x L	✉	Art.number	d x L	✉	Art.number	d x L	✉	Art.number
M8X30*	25	16191.080.030	M12X40*	10	16191.120.040	M16X120*	10	16191.160.120
			M12X50*	10	16191.120.050			
M10X30*	25	16191.100.030	M12X60*	10	16191.120.060	M20X60*	10	16191.200.060
M10X40*	25	16191.100.040				M20X80*	10	16191.200.080
M10X50*	25	16191.100.050	M16X60*	10	16191.160.060	M20X90*	10	16191.200.090
M10X60*	25	16191.100.060	M16X70*	10	16191.160.070			
			M16X80*	10	16191.160.080	M24X90*	10	16191.240.090

T-head bolt type 28/15

Hamerkopbout type 28/15 / Vis à tête marteau type 28/15

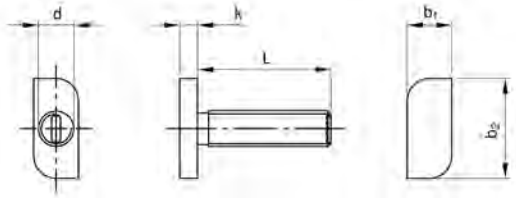



Technical Data

d	b_1	b_2	k
M8	10	22.5	4
M10	10	22.5	4.5

Article groups

Thread	Material	Code	Page
M	St.st. A2	51740	5-5
M	St.st. A4	55740	5-5

51740 **T-head bolt type 28/15 / Hamerkopbout type 28/15 / Vis à tête marteau type 28/15** **R09A**

Thread Metric thread
Material Stainless steel A2

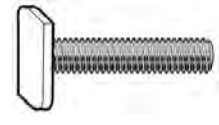

d x L	✉	Art.number	d x L	✉	Art.number	d x L	✉	Art.number
M8X16	100	51740.080.016	M8X53*	100	51740.080.053	M10X35*	100	51740.100.035
M8X20	100	51740.080.020	M8X60*	100	51740.080.060	M10X40	100	51740.100.040
M8X25	100	51740.080.025	M8X65*	100	51740.080.065	M10X50*	100	51740.100.050
M8X30*	100	51740.080.030	M8X70*	100	51740.080.070	M10X60*	100	51740.100.060
M8X35	100	51740.080.035	M10X20*	100	51740.100.020	M10X70*	100	51740.100.070
M8X40*	100	51740.080.040	M10X25*	100	51740.100.025	M10X80*	100	51740.100.080
M8X45*	100	51740.080.045	M10X30*	100	51740.100.030	M10X50*	25	51740.100.100
M8X50*	100	51740.080.050						

55740 **T-head bolt type 28/15 / Hamerkopbout type 28/15 / Vis à tête marteau type 28/15** **R09A**

Thread Metric thread
Material Stainless steel A4

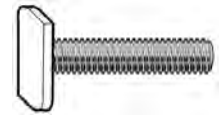

d x L	✉	Art.number	d x L	✉	Art.number	d x L	✉	Art.number
M8X30*	100	55740.080.030	M10X25*	100	55740.100.025	M10X30*	100	55740.100.030
M10X20*	100	55740.100.020						

FABORY

Eye bolt

Knevelschroef / Corps de boulon à oeil

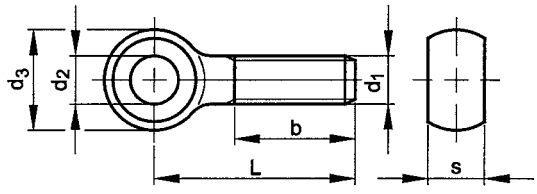

DIN 444 B



Technical Data

d_1	b (min.): L≤125mm	b (min.): 125mm<L≤200mm	b (min.): L>200mm	d_2 (H9)	d_3 (max.)	P	s (max.)
M5	16	-	-	5	12	0.80	6
M6	18	-	-	6	14	1.00	7
M8	22	28	-	8	18	1.25	9
M10	26	32	-	10	20	1.50	12
M12	30	36	49	12	25	1.75	14
M16	38	44	57	16	32	2.00	17
M20	46	52	65	18	40	2.50	22
M24	54	60	73	22	45	3.00	25
M27	60	66	79	25	50	3.00	27
M30	66	72	85	28	55	3.50	30

5

Article groups

Thread	Material	Class	Surface treatment	Code	Page
M	St.	4.6	Plain	16180	5-6
M	St.	4.6	ZPL	16181	5-7
M	St.st. A2	50		51790	5-8
M	St.st. A4	50		55790	5-8
M	Br. CU2/CU3			46181	5-9

16180 Eye bolt / Knevelschroef / Corps de boulon à oeil F11D

Thread Metric thread
Material Steel
Class 4.6
Surface treatment Plain

RoHS



d_1 x L	✉	Art.number	d_1 x L	✉	Art.number	d_1 x L	✉	Art.number
M5X25*	50	16180.050.025	M8X120	25	16180.080.120	M12X90	10	16180.120.090
M5X30*	50	16180.050.030	M8X130	25	16180.080.130	M12X100	10	16180.120.100
M5X35*	50	16180.050.035	M8X140	25	16180.080.140	M12X110	10	16180.120.110
M5X40	25	16180.050.040				M12X120	10	16180.120.120
			M10X30*	50	16180.100.030	M12X130	10	16180.120.130
M6X25*	50	16180.060.025	M10X35*	50	16180.100.035	M12X140	10	16180.120.140
M6X30	25	16180.060.030	M10X40	25	16180.100.040	M12X150	10	16180.120.150
M6X35	50	16180.060.035	M10X45*	25	16180.100.045	M12X160*	10	16180.120.160
M6X40	25	16180.060.040	M10X50	25	16180.100.050	M12X180*	10	16180.120.180
M6X45*	25	16180.060.045	M10X55*	25	16180.100.055	M12X200	10	16180.120.200
M6X50	25	16180.060.050	M10X60	25	16180.100.060			
M6X55*	25	16180.060.055	M10X65	25	16180.100.065	M16X40*	10	16180.160.040
M6X60	25	16180.060.060	M10X70	25	16180.100.070	M16X50*	10	16180.160.050
M6X65*	25	16180.060.065	M10X75	25	16180.100.075	M16X60	10	16180.160.060
M6X70	25	16180.060.070	M10X80	25	16180.100.080	M16X65*	10	16180.160.065
M6X75*	25	16180.060.075	M10X90	25	16180.100.090	M16X70	10	16180.160.070
M6X80	25	16180.060.080	M10X100	25	16180.100.100	M16X75*	10	16180.160.075
			M10X110*	25	16180.100.110	M16X80	10	16180.160.080
M8X25*	50	16180.080.025	M10X120	25	16180.100.120	M16X90	10	16180.160.090
M8X30	50	16180.080.030	M10X130	25	16180.100.130	M16X100	10	16180.160.100
M8X35*	50	16180.080.035	M10X140	25	16180.100.140	M16X110	10	16180.160.110
M8X40	25	16180.080.040				M16X120	10	16180.160.120
M8X45	25	16180.080.045	M12X30*	25	16180.120.030	M16X130	10	16180.160.130
M8X50	25	16180.080.050	M12X40	25	16180.120.040	M16X140	10	16180.160.140
M8X55*	25	16180.080.055	M12X45*	25	16180.120.045	M16X150	10	16180.160.150
M8X60	25	16180.080.060	M12X50	10	16180.120.050	M16X160	10	16180.160.160
M8X65*	25	16180.080.065	M12X55*	10	16180.120.055	M16X180	10	16180.160.180
M8X70	25	16180.080.070	M12X60	10	16180.120.060	M16X200	10	16180.160.200
M8X75*	25	16180.080.075	M12X65*	10	16180.120.065			
M8X80	25	16180.080.080	M12X70	10	16180.120.070	M20X60	5	16180.200.060
M8X90	25	16180.080.090	M12X75*	10	16180.120.075	M20X80	5	16180.200.080
M8X100	25	16180.080.100	M12X80	10	16180.120.080	M20X90*	10	16180.200.090
M8X110*	25	16180.080.110						

Go to www.fabory.com for all your tools, safety and metalworking products

16180 Eye bolt / Knevelschroef / Corps de boulon à oeil

d_1 x L	✉	Art.number	d_1 x L	✉	Art.number	d_1 x L	✉	Art.number
M20X100	5	16180.200.100	M24X100	5	16180.240.100	M27X160	5	16180.270.160
M20X110	5	16180.200.110	M24X110	5	16180.240.110	M27X180	5	16180.270.180
M20X120	5	16180.200.120	M24X120	5	16180.240.120	M27X200	5	16180.270.200
M20X130	5	16180.200.130	M24X130	5	16180.240.130			
M20X140	5	16180.200.140	M24X140	5	16180.240.140	M30X100*	1	16180.300.100
M20X150	5	16180.200.150	M24X150	5	16180.240.150	M30X120	3	16180.300.120
M20X160	5	16180.200.160	M24X160	5	16180.240.160	M30X130*	5	16180.300.130
M20X170*	10	16180.200.170	M24X170*	10	16180.240.170	M30X140	3	16180.300.140
M20X180	5	16180.200.180	M24X180	5	16180.240.180	M30X150	1	16180.300.150
M20X200	5	16180.200.200	M24X200	5	16180.240.200	M30X160	3	16180.300.160
M20X260	5	16180.200.260	M24X220	5	16180.240.220	M30X180	3	16180.300.180
						M30X200	3	16180.300.200
M24X80	5	16180.240.080	M27X120	5	16180.270.120			
M24X90*	10	16180.240.090	M27X140	5	16180.270.140			

16181 Eye bolt / Knevelschroef / Corps de boulon à oeil

F11A

Thread Metric thread
Material Steel
Class 4.6
Surface treatment Zinc plated



d_1 x L	✉	Art.number	d_1 x L	✉	Art.number	d_1 x L	✉	Art.number
M5X25*	50	16181.050.025	M10X65*	25	16181.100.065	M16X140*	10	16181.160.140
M5X30*	50	16181.050.030	M10X70*	25	16181.100.070	M16X150*	10	16181.160.150
M5X35*	50	16181.050.035	M10X75*	25	16181.100.075	M16X160*	10	16181.160.160
M5X40*	50	16181.050.040	M10X80*	25	16181.100.080	M16X180*	10	16181.160.180
			M10X90*	25	16181.100.090	M16X200*	10	16181.160.200
M6X20*	50	16181.060.020	M10X100	25	16181.100.100			
M6X25*	50	16181.060.025	M10X110*	25	16181.100.110	M20X80*	10	16181.200.080
M6X30*	50	16181.060.030	M10X120*	10	16181.100.120	M20X90*	10	16181.200.090
M6X35*	50	16181.060.035	M10X130*	10	16181.100.130	M20X100	10	16181.200.100
M6X40*	50	16181.060.040	M10X140*	10	16181.100.140	M20X110*	10	16181.200.110
M6X45*	25	16181.060.045				M20X120*	10	16181.200.120
M6X50*	25	16181.060.050	M12X30*	25	16181.120.030	M20X130*	10	16181.200.130
M6X55*	25	16181.060.055	M12X40*	25	16181.120.040	M20X140*	10	16181.200.140
M6X60*	25	16181.060.060	M12X45*	25	16181.120.045	M20X150*	10	16181.200.150
M6X65*	25	16181.060.065	M12X50	10	16181.120.050	M20X160*	10	16181.200.160
M6X70*	25	16181.060.070	M12X55*	10	16181.120.055	M20X170*	10	16181.200.170
M6X75*	25	16181.060.075	M12X60	10	16181.120.060	M20X180*	10	16181.200.180
M6X80*	25	16181.060.080	M12X65*	10	16181.120.065	M20X200*	5	16181.200.200
			M12X70*	10	16181.120.070	M20X220	5	16181.200.220
M8X25*	50	16181.080.025	M12X75*	10	16181.120.075	M20X240*	5	16181.200.240
M8X30*	50	16181.080.030	M12X80*	10	16181.120.080	M20X260	5	16181.200.260
M8X35*	50	16181.080.035	M12X90*	10	16181.120.090	M20X280*	5	16181.200.280
M8X40*	25	16181.080.040	M12X100*	10	16181.120.100	M20X300*	5	16181.200.300
M8X45*	25	16181.080.045	M12X110*	10	16181.120.110			
M8X50	25	16181.080.050	M12X120*	10	16181.120.120	M24X80*	10	16181.240.080
M8X55*	25	16181.080.055	M12X130*	10	16181.120.130	M24X90*	10	16181.240.090
M8X60*	25	16181.080.060	M12X140*	10	16181.120.140	M24X100*	10	16181.240.100
M8X65*	50	16181.080.065	M12X150*	10	16181.120.150	M24X110*	10	16181.240.110
M8X70*	25	16181.080.070	M12X160*	10	16181.120.160	M24X120*	5	16181.240.120
M8X75*	25	16181.080.075	M12X180*	10	16181.120.180	M24X130*	5	16181.240.130
M8X80	25	16181.080.080	M12X200*	10	16181.120.200	M24X140*	5	16181.240.140
M8X90*	25	16181.080.090				M24X150*	5	16181.240.150
M8X100*	25	16181.080.100	M16X40*	25	16181.160.040	M24X160*	5	16181.240.160
M8X110*	25	16181.080.110	M16X50*	10	16181.160.050	M24X170*	5	16181.240.170
M8X120*	25	16181.080.120	M16X60*	10	16181.160.060	M24X180*	5	16181.240.180
M8X130*	25	16181.080.130	M16X65*	10	16181.160.065	M24X200*	5	16181.240.200
M8X140*	25	16181.080.140	M16X70*	10	16181.160.070			
			M16X75*	10	16181.160.075	M30X120*	5	16181.300.120
M10X30*	50	16181.100.030	M16X80*	10	16181.160.080	M30X130*	5	16181.300.130
M10X35*	50	16181.100.035	M16X90*	10	16181.160.090	M30X140*	5	16181.300.140
M10X40*	25	16181.100.040	M16X100*	10	16181.160.100	M30X150*	5	16181.300.150
M10X45*	25	16181.100.045	M16X110*	10	16181.160.110	M30X160*	5	16181.300.160
M10X50	25	16181.100.050	M16X120*	10	16181.160.120	M30X180*	5	16181.300.180
M10X55*	25	16181.100.055	M16X130*	10	16181.160.130	M30X200*	5	16181.300.200
M10X60*	25	16181.100.060						

51790 Eye bolt / Knevelschroef / Corps de boulon à oeil — R09A

Thread Metric thread
Material Stainless steel A2
Class 50



d_1 x L	✉	Art.number	d_1 x L	✉	Art.number	d_1 x L	✉	Art.number
M5X25*	50	51790.050.025	M10X70	10	51790.100.070	M16X140	3	51790.160.140
M5X30*	50	51790.050.030	M10X75	10	51790.100.075	M16X150	3	51790.160.150
			M10X80	10	51790.100.080	M16X160	3	51790.160.160
M6X30	10	51790.060.030	M10X90	10	51790.100.090	M16X180	3	51790.160.180
M6X35	10	51790.060.035	M10X100	10	51790.100.100	M16X200	3	51790.160.200
M6X40	10	51790.060.040	M10X110	5	51790.100.110			
M6X45	10	51790.060.045	M10X120	5	51790.100.120	M20X70*	10	51790.200.070
M6X50	10	51790.060.050	M10X130	5	51790.100.130	M20X75	2	51790.200.075
M6X55	10	51790.060.055	M10X140	5	51790.100.140	M20X80	2	51790.200.080
M6X60	10	51790.060.060				M20X90	2	51790.200.090
M6X70	10	51790.060.070	M12X45*	25	51790.120.045	M20X100	2	51790.200.100
M6X80	10	51790.060.080	M12X50	5	51790.120.050	M20X110	2	51790.200.110
			M12X55	5	51790.120.055	M20X120	2	51790.200.120
M8X30	10	51790.080.030	M12X60	5	51790.120.060	M20X130	2	51790.200.130
M8X35	10	51790.080.035	M12X65	5	51790.120.065	M20X140	2	51790.200.140
M8X40	10	51790.080.040	M12X70	5	51790.120.070	M20X150	1	51790.200.150
M8X45	10	51790.080.045	M12X75	5	51790.120.075	M20X160	1	51790.200.160
M8X50	10	51790.080.050	M12X80	5	51790.120.080	M20X180	1	51790.200.180
M8X55	10	51790.080.055	M12X90	5	51790.120.090	M20X200	1	51790.200.200
M8X60	10	51790.080.060	M12X100	5	51790.120.100			
M8X65*	50	51790.080.065	M12X110	3	51790.120.110	M24X80*	10	51790.240.080
M8X70	10	51790.080.070	M12X120	3	51790.120.120	M24X90	3	51790.240.090
M8X75	10	51790.080.075	M12X130	3	51790.120.130	M24X100*	10	51790.240.100
M8X80	10	51790.080.080	M12X140	3	51790.120.140	M24X110	3	51790.240.110
M8X90	10	51790.080.090	M12X150	3	51790.120.150	M24X120	3	51790.240.120
M8X100	10	51790.080.100				M24X130	3	51790.240.130
M8X110	5	51790.080.110	M16X60	5	51790.160.060	M24X140	3	51790.240.140
M8X120	5	51790.080.120	M16X65	5	51790.160.065	M24X150	3	51790.240.150
M8X140	5	51790.080.140	M16X70	5	51790.160.070	M24X180	3	51790.240.180
			M16X75*	25	51790.160.075	M24X200	3	51790.240.200
M10X40	10	51790.100.040	M16X80	5	51790.160.080	M24X220	3	51790.240.220
M10X45	10	51790.100.045	M16X90	5	51790.160.090			
M10X50	10	51790.100.050	M16X100	5	51790.160.100	M27X120	3	51790.270.120
M10X55	10	51790.100.055	M16X110	5	51790.160.110	M27X160	3	51790.270.160
M10X60	10	51790.100.060	M16X120	3	51790.160.120	M27X180	3	51790.270.180
M10X65	10	51790.100.065	M16X130	3	51790.160.130			

55790 Eye bolt / Knevelschroef / Corps de boulon à oeil — R49A

Thread Metric thread
Material Stainless steel A4
Class 50



d_1 x L	✉	Art.number	d_1 x L	✉	Art.number	d_1 x L	✉	Art.number
M6X30	10	55790.060.030	M10X65*	25	55790.100.065	M16X70	5	55790.160.070
M6X35*	50	55790.060.035	M10X70	10	55790.100.070	M16X75*	25	55790.160.075
M6X40	10	55790.060.040	M10X75*	25	55790.100.075	M16X80	5	55790.160.080
M6X45*	50	55790.060.045	M10X80	10	55790.100.080	M16X90	5	55790.160.090
M6X50*	50	55790.060.050	M10X90*	25	55790.100.090	M16X100	5	55790.160.100
M6X55*	50	55790.060.055	M10X100	10	55790.100.100	M16X110*	25	55790.160.110
M6X60*	50	55790.060.060	M10X110*	25	55790.100.110	M16X120	3	55790.160.120
M6X70*	50	55790.060.070	M10X120*	25	55790.100.120	M16X130	3	55790.160.130
						M16X140*	10	55790.160.140
M8X30	10	55790.080.030	M12X50	5	55790.120.050	M16X150*	10	55790.160.150
M8X35*	50	55790.080.035	M12X55*	25	55790.120.055	M16X160*	10	55790.160.160
M8X40	10	55790.080.040	M12X60	5	55790.120.060			
M8X45*	50	55790.080.045	M12X65*	25	55790.120.065	M20X70*	10	55790.200.070
M8X50	10	55790.080.050	M12X70	5	55790.120.070	M20X75*	10	55790.200.075
M8X55*	50	55790.080.055	M12X75*	25	55790.120.075	M20X80	2	55790.200.080
M8X60	10	55790.080.060	M12X80	5	55790.120.080	M20X90*	10	55790.200.090
M8X65	50	55790.080.065	M12X90	5	55790.120.090	M20X100	2	55790.200.100
M8X70	10	55790.080.070	M12X100	5	55790.120.100	M20X110*	10	55790.200.110
M8X75*	50	55790.080.075	M12X110	25	55790.120.110	M20X120	2	55790.200.120
M8X80	10	55790.080.080	M12X120	3	55790.120.120	M20X130*	10	55790.200.130
M8X90	10	55790.080.090	M12X130*	25	55790.120.130	M20X140*	10	55790.200.140
M8X100	10	55790.080.100	M12X140*	10	55790.120.140	M20X150*	10	55790.200.150
			M12X150*	10	55790.120.150	M20X160*	10	55790.200.160
M10X40	10	55790.100.040	M12X160*	10	55790.120.160	M20X180	1	55790.200.180
M10X45*	25	55790.100.045	M12X180*	10	55790.120.180	M20X200*	10	55790.200.200
M10X50	10	55790.100.050						
M10X55*	25	55790.100.055	M16X60*	25	55790.160.060	M24X80*	10	55790.240.080
M10X60	10	55790.100.060	M16X65*	25	55790.160.065	M24X90*	10	55790.240.090

55790 **Eye bolt / Knevelschroef / Corps de boulon à oeil** ←

d_1 x L	✉	Art.number	d_1 x L	✉	Art.number	d_1 x L	✉	Art.number
M24X100	3	55790.240.100	M24X140	3	55790.240.140	M24X200*	5	55790.240.200
M24X110	10	55790.240.110	M24X150*	10	55790.240.150	M24X220	10	55790.240.220
M24X120*	10	55790.240.120	M24X160*	5	55790.240.160			
M24X130	10	55790.240.130	M24X180*	5	55790.240.180			

46181 **Eye bolt / Knevelschroef / Corps de boulon à oeil** **M11A**

Thread Metric thread
Material Brass CU2/CU3



d_1 x L	✉	Art.number	d_1 x L	✉	Art.number	d_1 x L	✉	Art.number
M6X40*	25	46181.060.040	M10X80*	10	46181.100.080	M16X100*	10	46181.160.100
M6X50*	25	46181.060.050	M10X90*	10	46181.100.090	M16X110*	10	46181.160.110
M6X60*	25	46181.060.060	M10X100*	10	46181.100.100	M16X120*	10	46181.160.120
						M16X130*	10	46181.160.130
M8X40*	25	46181.080.040	M12X60*	10	46181.120.060	M16X140*	10	46181.160.140
M8X50*	25	46181.080.050	M12X70*	10	46181.120.070			
M8X60*	25	46181.080.060	M12X80*	10	46181.120.080	M20X80*	10	46181.200.080
M8X70*	25	46181.080.070	M12X90*	10	46181.120.090	M20X90*	10	46181.200.090
M8X80*	25	46181.080.080	M12X100*	10	46181.120.100	M20X100*	10	46181.200.100
						M20X110*	10	46181.200.110
M10X50*	10	46181.100.050	M16X70*	10	46181.160.070	M20X120*	10	46181.200.120
M10X60*	10	46181.100.060	M16X80*	10	46181.160.080	M20X130*	10	46181.200.130
M10X70*	10	46181.100.070	M16X90*	10	46181.160.090	M20X140*	10	46181.200.140

5

Eye bolt fully threaded

Knevelschroef voldraad / Corps de boulon à oeil filetage total

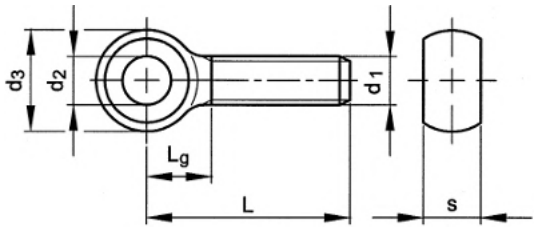

DIN **444 LB**



Technical Data

d_1	d_2 (H9)	d_3 (max.)	Lg (max.)	P	s (max.)
M5	5	12	11	0.80	6
M6	6	14	14	1.00	7
M8	8	18	16	1.25	9
M10	10	20	18	1.50	12
M12	12	25	23	1.75	14
M16	16	32	27	2.00	17
M20	18	40	32	2.50	22
M24	22	45	40	3.00	25

16182 **Eye bolt fully threaded / Knevelschroef voldraad / Corps de boulon à oeil filetage total** **F11D**

Thread Metric thread
Material Steel
Class 4.6
Surface treatment Zinc plated



d_1 x L	✉	Art.number	d_1 x L	✉	Art.number	d_1 x L	✉	Art.number
M5X25	50	16182.050.025	M8X80	25	16182.080.080	M10X140	25	16182.100.140
M5X35	50	16182.050.035	M8X100	25	16182.080.100			
						M12X60	10	16182.120.060
M6X30	25	16182.060.030	M10X40	25	16182.100.040	M12X70	10	16182.120.070
M6X40	25	16182.060.040	M10X50	25	16182.100.050	M12X80	10	16182.120.080
M6X50	25	16182.060.050	M10X60	25	16182.100.060	M12X90	10	16182.120.090
			M10X70	25	16182.100.070	M12X100	10	16182.120.100
M8X40	25	16182.080.040	M10X75	25	16182.100.075	M12X110	10	16182.120.110
M8X50	25	16182.080.050	M10X80	25	16182.100.080	M12X120	10	16182.120.120
M8X60	25	16182.080.060	M10X100	25	16182.100.100	M12X140	10	16182.120.140
M8X70	25	16182.080.070	M10X120	25	16182.100.120			

FABORY

16182 Eye bolt fully threaded / Knevelschroef voldraad / Corps de boulon à oeil filetage total ←

d_1 x L	✉	Art.number	d_1 x L	✉	Art.number	d_1 x L	✉	Art.number
M16X70	10	16182.160.070				M24X90*	10	16182.240.090
M16X80	10	16182.160.080	M20X100	5	16182.200.100	M24X100*	10	16182.240.100
M16X90	10	16182.160.090	M20X120	5	16182.200.120	M24X110*	10	16182.240.110
M16X100	10	16182.160.100	M20X130*	10	16182.200.130	M24X120*	5	16182.240.120
M16X110	10	16182.160.110	M20X140	5	16182.200.140	M24X130*	5	16182.240.130
M16X120	10	16182.160.120	M20X150	5	16182.200.150	M24X140*	5	16182.240.140
M16X140	10	16182.160.140	M20X160	5	16182.200.160	M24X150*	5	16182.240.150
M16X150	10	16182.160.150	M20X180	5	16182.200.180	M24X160*	5	16182.240.160
M16X160	10	16182.160.160	M20X200	5	16182.200.200	M24X170*	5	16182.240.170
M16X180	10	16182.160.180				M24X180	5	16182.240.180
M16X200	10	16182.160.200	M24X80*	10	16182.240.080	M24X200	5	16182.240.200

Lifting eye bolt with CE marking

Oogbout met CE markering / Vis à anneau

5

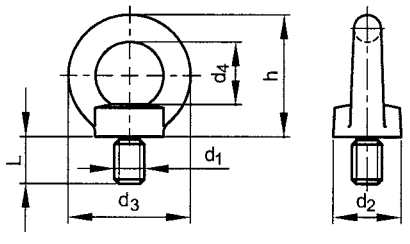

DIN	**580**
ISO	3266
NEN	1927
BS	4278



Technical Data

d_1	d_2	d_3	d_4	h	L	P
M6	20	36	20	36	13	1.00
M8	20	36	20	36	13	1.25
M10	25	45	25	45	17	1.50
M12	30	54	30	53	20.5	1.75
M14 (≠DIN)	30	54	30	53	20.5	2.00
M16	35	63	35	62	27	2.00
M18 (≠DIN)	35	63	35	62	27	2.50
M20	40	72	40	71	30	2.50
M22 (≠DIN)	40	72	40	71	30	2.50
M24	50	90	50	90	36	3.00
M27 (≠DIN)	50	90	50	90	36	3.00
M30	65	108	60	109	45	3.50
M33 (≠DIN)	65	108	60	109	45	3.50
M36	75	126	70	128	54	4.00
M39 (≠DIN)	75	126	70	128	54	4.00
M42	85	144	80	147	63	4.50
M45 (≠DIN)	85	144	80	147	63	4.50
M48	100	166	90	168	68	5.00
M52	110	184	100	187	78	5.00
M56	110	184	100	187	78	5.50
M64	120	206	110	208	90	6.00
M72	150	260	140	260	100	6.00

- If lifting eye bolts form part of lifting equipment, CE marking is necessary.
- Lifting eye bolts do not require CE marking if not used for lifting (as towing eyes for example) or if only used once for lifting (such as for moving machines).

Lifting capacity L (kg)

		M6	M8	M10	M12	M14	M16	M18	M20	M22	M24	M27
axial (WLL) with 1 bolt (per bolt)		75	140	230	340	490	700	850	1200	1400	1800	2100
with 2 bolts (per bolt)	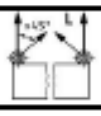	55	100	170	240	350	500	600	860	1000	1250	1500
at side of load with 2 bolts (per bolt)	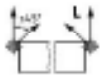	38	70	115	170	245	350	425	600	700	900	1050

		M30	M33	M36	M39	M42	M45	M48	M52	M56	M64	M72
axial (WLL) with 1 bolt (per bolt)		3200	3200	4600	4600	6300	6300	8800	8600	11500	16000	20000
with 2 bolts (per bolt)	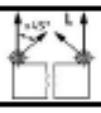	2300	2300	3300	3300	4500	4500	6100	6100	8200	11000	14000
at side of load with 2 bolts (per bolt)	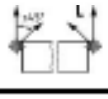	1600	1600	2300	2300	3150	3150	4300	4300	5750	8000	10000

WLL – Working Load Limit

5

Article groups

Thread	Material	Surface treatment		Code	Page
M	St. C15E	Plain	forged	16000	5-11
M	St. C15E	ZPL	forged	16010	5-11
M	St.st. A2		forged	51940	5-12
M	St.st. A4		forged	55940	5-12

16000 Lifting eye bolt with CE marking / Oogbout met CE markering / Vis à anneau F11E

Thread Metric thread
Material Steel C15E
Surface treatment Plain

CE RoHS



d_1	✉	Art.number	d_1	✉	Art.number	d_1	✉	Art.number
M6	25	16000.060.001	M20	10	16000.200.001	M42	1	16000.420.001
M8	25	16000.080.001	M22	5	16000.220.001	M45*	1	16000.450.001
M10	25	16000.100.001	M24	5	16000.240.001	M48	1	16000.480.001
M12	25	16000.120.001	M27	5	16000.270.001	M52*	1	16000.520.001
M14	10	16000.140.001	M30	1	16000.300.001	M56	1	16000.560.001
M16	10	16000.160.001	M36	1	16000.360.001	M64	1	16000.640.001
M18	10	16000.180.001	M39	1	16000.390.001	M72	1	16000.720.001

16010 Lifting eye bolt with CE marking / Oogbout met CE markering / Vis à anneau F11E

Thread Metric thread
Material Steel C15E
Surface treatment Zinc plated

CE RoHS



d_1	✉	Art.number	d_1	✉	Art.number	d_1	✉	Art.number
M6	25	16010.060.001	M20	10	16010.200.001	M39	1	16010.390.001
M8	25	16010.080.001	M22	5	16010.220.001	M42	1	16010.420.001
M10	25	16010.100.001	M24	5	16010.240.001	M45	1	16010.450.001
M12	25	16010.120.001	M27	5	16010.270.001	M48	1	16010.480.001
M14	10	16010.140.001	M30	1	16010.300.001	M52	1	16010.520.001
M16	10	16010.160.001	M33	1	16010.330.001	M56	1	16010.560.001
M18	10	16010.180.001	M36	1	16010.360.001	M64	1	16010.640.001

FABORY

51940 **Lifting eye bolt with CE marking / Oogbout met CE markering / Vis à anneau** **R09A**

Thread Metric thread
Material Stainless steel A2

CE RoHS



d_1	✉	Art.number	d_1	✉	Art.number	d_1	✉	Art.number
M6	10	51940.060.001	M16	5	51940.160.001	M27	3	51940.270.001
M8	10	51940.080.001	M20	5	51940.200.001	M30	1	51940.300.001
M10	10	51940.100.001	M24	3	51940.240.001	M36*	1	51940.360.001
M12	10	51940.120.001						

55940 **Lifting eye bolt with CE marking / Oogbout met CE markering / Vis à anneau** **R49A**

Thread Metric thread
Material Stainless steel A4

CE RoHS



d_1	✉	Art.number	d_1	✉	Art.number	d_1	✉	Art.number
M6	10	55940.060.001	M16	5	55940.160.001	M27*	5	55940.270.001
M8	10	55940.080.001	M20	5	55940.200.001	M30	1	55940.300.001
M10	10	55940.100.001	M24	3	55940.240.001	M36*	1	55940.360.001
M12	10	55940.120.001						

5

Lifting eye nut with CE marking

Oogmoer met CE markering / Écrou à anneau

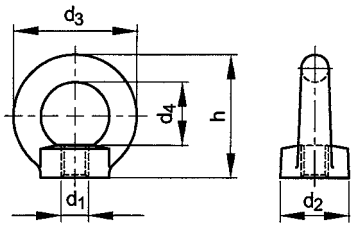

DIN **582**



Technical Data

d_1	d_2	d_3	d_4	h	P
M6	20	36	20	36	1.00
M8	20	36	20	36	1.25
M10	25	45	25	45	1.50
M12	30	54	30	53	1.75
M14 (≠DIN)	30	54	30	53	2.00
M16	35	63	35	62	2.00
M18 (≠DIN)	35	63	35	62	2.50
M20	40	72	40	71	2.50
M22 (≠DIN)	40	72	40	71	2.50
M24	50	90	50	90	3.00
M27 (≠DIN)	65	108	60	109	3.00
M30	65	108	60	109	3.50
M33 (≠DIN)	65	108	60	109	3.50
M36	75	126	70	128	4.00
M39 (≠DIN)	75	126	70	128	4.00
M42	85	144	80	147	4.50
M48	100	166	90	168	5.00
M56	110	184	100	187	5.50
M64	120	206	110	208	6.00
M72	150	260	140	260	6.00

- If lifting eye nuts form part of lifting equipment, CE marking is necessary.
- Lifting eye nuts do not require CE marking if not used for lifting (as towing eyes for example) or if only used once for liifting (such as for moving machine).

Lifting capacity L (kg)

		M6	M8	M10	M12	M14	M16	M18	M20	M22	M24	M27
axial (W.L.L.) with 1 nut (per nut)		75	140	230	340	490	700	850	1200	1400	1800	2100
with 2 nuts (per nut)	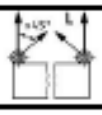	55	100	170	240	350	500	600	850	1000	1290	1500
at side of load with 2 nuts (per nut)	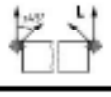	38	70	115	170	245	350	425	600	700	900	1050

		M30	M33	M36	M39	M42	M45	M48	M52	M56	M64	M72
axial (W.L.L.) with 1 nut (per nut)		3200	3200	4600	4600	6300	6300	8600	8600	11500	16000	20000
with 2 nuts (per nut)	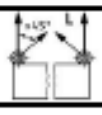	2300	2300	3300	3300	4500	4500	6100	6100	8200	11000	14000
at side of load with 2 nuts (per nut)	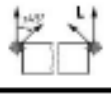	1600	1600	2300	2300	3150	3150	4300	4300	5750	8000	10000

W.L.L. – Working Load Limit

Article groups

Thread	Material	Class	Surface treatment		Code	Page
M	St. C15E		Plain	forged	16100	5-13
M	St. C15E		ZPL	forged	16110	5-13
M	St.st. A2	50		forged	51950	5-14
M	St.st. A4	50		forged	55950	5-14

16100 Lifting eye nut with CE marking / Oogmoer met CE markering / Écrou à anneau — F11E

Thread Metric thread
Material Steel C15E
Surface treatment Plain

CE RoHS



d_1	✉	Art.number	d_1	✉	Art.number	d_1	✉	Art.number
M6	25	16100.060.001	M20	10	16100.200.001	M36	1	16100.360.001
M8	25	16100.080.001	M22	5	16100.220.001	M39	1	16100.390.001
M10	25	16100.100.001	M24	5	16100.240.001	M42	1	16100.420.001
M12	25	16100.120.001	M27	5	16100.270.001	M48*	1	16100.480.001
M14	10	16100.140.001	M30	1	16100.300.001	M56	1	16100.560.001
M16	10	16100.160.001	M33	1	16100.330.001	M72	1	16100.720.001
M18	10	16100.180.001						

16110 Lifting eye nut with CE marking / Oogmoer met CE markering / Écrou à anneau — F11E

Thread Metric thread
Material Steel C15E
Surface treatment Zinc plated

CE RoHS



d_1	✉	Art.number	d_1	✉	Art.number	d_1	✉	Art.number
M6	25	16110.060.001	M18	10	16110.180.001	M33	1	16110.330.001
M8	25	16110.080.001	M20	10	16110.200.001	M36	1	16110.360.001
M10	25	16110.100.001	M22	5	16110.220.001	M39	1	16110.390.001
M12	25	16110.120.001	M24	5	16110.240.001	M42	1	16110.420.001
M14	10	16110.140.001	M27	5	16110.270.001	M48	1	16110.480.001
M16	10	16110.160.001	M30	1	16110.300.001	M56	1	16110.560.001

51950 **Lifting eye nut with CE marking / Oogmoer met CE markering / Écrou à anneau** **R09A**

Thread Metric thread
Material Stainless steel A2
Class 50



d_1	✉	Art.number	d_1	✉	Art.number	d_1	✉	Art.number
M6	10	51950.060.001	M16	5	51950.160.001	M27*	5	51950.270.001
M8	10	51950.080.001	M20	5	51950.200.001	M30*	5	51950.300.001
M10	10	51950.100.001	M24	3	51950.240.001	M36*	1	51950.360.001
M12	10	51950.120.001						

55950 **Lifting eye nut with CE marking / Oogmoer met CE markering / Écrou à anneau** **R49A**

Thread Metric thread
Material Stainless steel A4
Class 50



d_1	✉	Art.number	d_1	✉	Art.number	d_1	✉	Art.number
M6	25	55950.060.001	M16	5	55950.160.001	M27*	5	55950.270.001
M8	10	55950.080.001	M20	5	55950.200.001	M30*	5	55950.300.001
M10	10	55950.100.001	M24	3	55950.240.001	M36*	1	55950.360.001
M12	10	55950.120.001						

Turnbuckle made from tube

Spanschroefmoer uit stalen pijp / Tendeur acier tubulaire

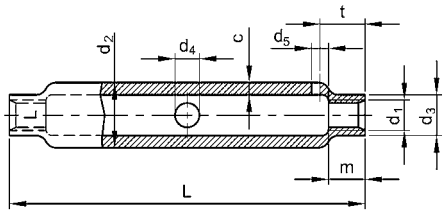

DIN **1478**



Technical Data

d_1	Adjustable	c	d_2 (min.)	d_3	d_4	d_5	L	m	P	t
M6	90	2.9	17.2	9	6	4	110	7.5	1.00	≈9.5
M8	85	3.6	17.2	12	8	4	110	10	1.25	12
M10	95	4	21.3	15	8	4	125	12	1.50	≈14
M12	90	4	25	18	10	4	125	15	1.75	17
M16	120	4.5	30	22.5	10	4	170	20	2.00	≈22
M20	140	5	33.7	27	12	4	200	24	2.50	≈22
M24	180	5.6	42.4	32	12	4	255	29	3.00	≈31
M30	160	6.3	51	38	16	4	255	36	3.50	≈38
M36	180	8	63.5	47.5	16	6	295	43	4.00	≈46

16151 **Turnbuckle made from tube / Spanschroefmoer uit stalen pijp / Tendeur acier tubulaire** **F11F**

Thread Metric thread
Material Steel
Surface treatment Zinc plated



d_1	✉	Art.number	d_1	✉	Art.number	d_1	✉	Art.number
M6*	10	16151.060.001	M12	5	16151.120.001	M24	2	16151.240.001
M8	10	16151.080.001	M16	5	16151.160.001	M30*	1	16151.300.001
M10	5	16151.100.001	M20	2	16151.200.001	M36*	1	16151.360.001

Hexagon turnbuckle

Spanschroefmoer zeskant / Tendeur hexagonal

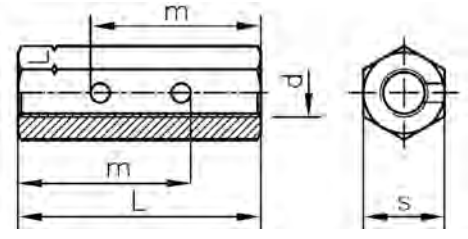

DIN 1479



Technical Data

d	Adjustable	L	m	P	s
M6	15	30	22.5	1.00	10
M8	15	35	25	1.25	13
M10	21	45	33	1.50	16
M12	25	55	40	1.75	18
M16	35	75	55	2.00	24
M20	47	95	24	2.50	30
M24	57	115	29	3.00	36
M30	53	125	36	3.50	46
M36 (≠DIN)	70	145	45	4.00	55

16153 Hexagon turnbuckle / Spanschroefmoer zeskant / Tendeur hexagonal **F11F**

Thread Metric thread
Material Steel
Class 5
Surface treatment Zinc plated



d	✉	Art.number	d	✉	Art.number	d	✉	Art.number
M6	10	16153.060.001	M12	5	16153.120.001	M24	2	16153.240.001
M8	10	16153.080.001	M16	5	16153.160.001	M30*	10	16153.300.001
M10	5	16153.100.001	M20	2	16153.200.001	M36*	1	16153.360.001

FABORY

Turnbuckle

Spanschroefmoer / Tendeur

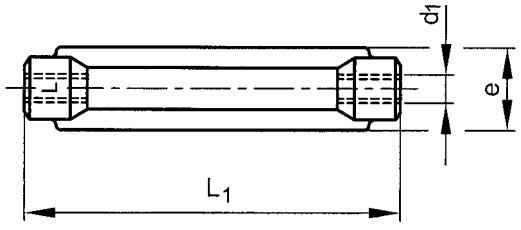

DIN 1480



Technical Data

d_1	e	L_1	P	d_1	e	L_1	P
M6	19	110	1.00	M16	42	170	2.00
M8	23	110	1.25	M20	52	200	2.50
M10	30	125	1.50	M24	60	255	3.00
M12	34	125	1.75	M30	74	255	3.50

5

Article groups

Thread	Material	Surface treatment		Code	Page
M	St. S235JR	ZPL		16152	5-16
M	St. S235JR	HDG	ISO-fit	16154	5-16

16152 Turnbuckle / Spanschroefmoer / Tendeur F11A

Thread Metric thread
Material Steel S235JR
Surface treatment Zinc plated



d_1	✉	Art.number	d_1	✉	Art.number	d_1	✉	Art.number
M6	10	16152.060.001	M12	5	16152.120.001	M20	1	16152.200.001
M8	10	16152.080.001	M16*	1	16152.160.001	M24*	1	16152.240.001
M10	5	16152.100.001						

16154 Turnbuckle ISO-Metric / Spanschroefmoer ISO-Metrisch / Tendeur ISO-Métrique F11A

Thread Metric thread
Material Steel S235JR
Surface treatment Hot dip galvanized



d_1	✉	Art.number	d_1	✉	Art.number	d_1	✉	Art.number
M12*	1	16154.120.001	M20	1	16154.200.001	M30	2	16154.300.001
M16	1	16154.160.001	M24	1	16154.240.001			

Turnbuckle with thread tolerance class 6H.

Turnbuckle with 2 welding studs

Spanschroefmoer met 2 aanlaseinden / Tendeur avec embouts à souder

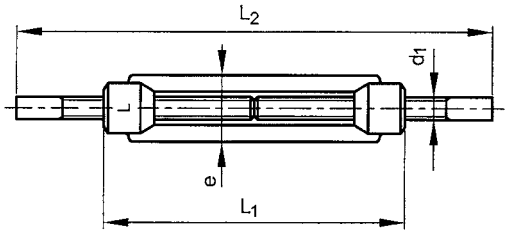

DIN 1480

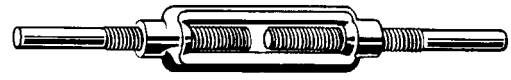

Technical Data

d_1	e	L_1	L_2 (min.)	L_2 (max.)	P
M6	19	110	240	338	1.00
M8	23	110	240	338	1.25
M10	30	125	300	407	1.50
M12	34	125	300	407	1.75
M14 (≠DIN)	38	140	330	420	2.00
M16	42	170	400	543	2.00
M20	52	200	440	606	2.50
M22 (≠DIN)	57	220	440	585	2.50
M24	60	255	520	736	3.00
M27 (≠DIN)	74	255	520	680	3.00
M30	74	255	520	736	3.50
M36	86	295	600	840	4.00
M42	104	330	700	967	4.50
M48	135	355	760	1.037	5.00
M56	135	355	820	1.097	5.50

With 2 welding studs to DIN 34828 in steel S235JR

Article groups

Thread	Material	Surface treatment	Code	Page
M	St. S235JR	Plain	16160	5-17
M	St. S235JR	ZPL	16161	5-17

16160 Turnbuckle with 2 welding studs / Spanschroefmoer met 2 aanlaseinden / Tendeur avec embouts à souder F11F

Thread Metric thread
Material Steel S235JR
Surface treatment Plain



d_1	✉	Art.number	d_1	✉	Art.number	d_1	✉	Art.number
M6*	10	16160.060.001	M16	5	16160.160.001	M30	2	16160.300.001
M8	10	16160.080.001	M20	2	16160.200.001	M36	1	16160.360.001
M10	5	16160.100.001	M22*	1	16160.220.001	M42	1	16160.420.001
M12	5	16160.120.001	M24	2	16160.240.001	M48	1	16160.480.001
M14*	1	16160.140.001	M27*	1	16160.270.001	M56	1	16160.560.001

16161 Turnbuckle with 2 welding studs / Spanschroefmoer met 2 aanlaseinden / Tendeur avec embouts à souder F11A

Thread Metric thread
Material Steel S235JR
Surface treatment Zinc plated



d_1	✉	Art.number	d_1	✉	Art.number	d_1	✉	Art.number
M6*	1	16161.060.001	M12*	1	16161.120.001	M24*	1	16161.240.001
M8*	1	16161.080.001	M16*	1	16161.160.001	M30*	1	16161.300.001
M10*	1	16161.100.001	M20*	1	16161.200.001	M36*	1	16161.360.001

FABORY

Turnbuckle with hook and eye

Spanschroefmoer met haak en oog / Tendeur avec crochet et oeil

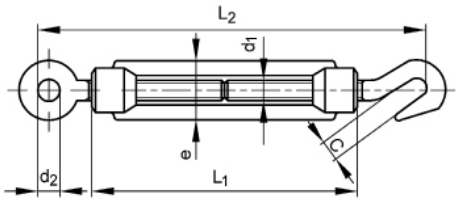

DIN **≈1480**



Technical Data

d_1	c	d_2	e	L_1	L_2 (min.)	L_2 (max.)	P
M6	8	10	19	110	150	234	1.00
M8	10	11	23	110	161	245	1.25
M10	13	14	30	125	188	285	1.50
M12	17	17	34	125	208	305	1.75
M14	16	18	36	140	263	353	2.00
M16	16.5	23	42	170	299	433	2.00
M20	17	25	52	200	341	495	2.50
M24	23	34	60	255	394	594	3.00
M30	29	38	74	255	441	635	3.50

16170 **Turnbuckle with hook and eye / Spanschroefmoer met haak en oog / Tendeur avec crochet et oeil** **F11F**

Thread Metric thread
Material Steel S235JR
Surface treatment Zinc plated



d_1	✉	Art.number	d_1	✉	Art.number	d_1	✉	Art.number
M6	10	16170.060.001	M12	5	16170.120.001	M20	2	16170.200.001
M8	10	16170.080.001	M14*	1	16170.140.001	M24	2	16170.240.001
M10	5	16170.100.001	M16	5	16170.160.001	M30	2	16170.300.001

- Depending on availability these turnbuckles are either zinc plated or hot dip galvanized with ISO metric thread, and dimensions may deviate.
- Hooks and eyes are made from steel S235JR and are always zinc plated.

Turnbuckle with hook and eye, Stainless steel

Spanschroefmoer met haak en oog, RVS / Tendeur avec crochet et oeil, inox

DIN ≈1480

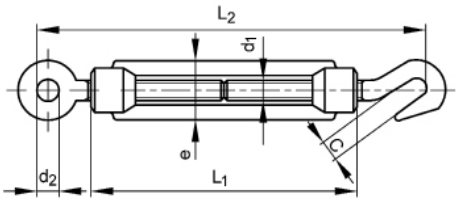



Technical Data

d_1	c	d_2	e	L_1	L_2 (min.)	L_2 (max.)	P
M6	10	10	18	90	140	220	1.00
M8	11	14	21	120	180	280	1.25
M10	12	16	25	150	230	360	1.50
M12	14	18	31	200	280	460	1.75
M16	16	26	40	250	370	590	2.00
M20	18	30	49	300	420	650	2.50

Depending on availability dimensions of these turnbuckles may deviate.

51742 **Turnbuckle with hook and eye, Stainless steel / Spanschroefmoer met haak en oog, RVS / Tendeur avec crochet et oeil, inox** **R09A**

Thread Metric thread
Material Stainless steel A4



d_1	✉	Art.number	d_1	✉	Art.number	d_1	✉	Art.number
M6	10	51742.060.001	M10	5	51742.100.001	M16*	1	51742.160.001
M8	10	51742.080.001	M12	5	51742.120.001	M20*	2	51742.200.001

Turnbuckle with 2 eyes

Spanschroefmoer met 2 ogen / Tendeur avec 2 yeux

DIN ≈1480

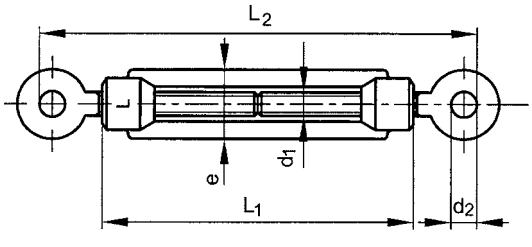



Technical Data

d_1	d_2	e	L_1	L_2 (min.)	L_2 (max.)	P
M5	8	16.6	78.5	119	179	0.80
M6	10	19	110	150	234	1.00
M8	10	23	110	156	240	1.25
M10	14	30	125	186	282	1.50
M12	17	34	125	196	293	1.75
M14	17.6	38	140	234	344	2.00
M16	23	42	170	294	428	2.00
M20	25	52	200	352	506	2.50
M24	34	60	235	391	589	3.00
M30	38	74	255	441	636	3.50

FABORY

16177 Turnbuckle with 2 eyes / Spanschroefmoer met 2 ogen / Tendeur avec 2 yeux **F11F**

Thread	Metric thread
Material	Steel S235JR
Surface treatment	Zinc plated



d_1	✉	Art.number	d_1	✉	Art.number	d_1	✉	Art.number
M5	10	16177.050.001	M12	5	16177.120.001	M20	2	16177.200.001
M6	10	16177.060.001	M14	5	16177.140.001	M24	2	16177.240.001
M8	10	16177.080.001	M16	5	16177.160.001	M30	2	16177.300.001
M10	5	16177.100.001						

- Depending on availability these turnbuckles are either zinc plated or hot dip galvanized with ISO metric thread, and dimensions may deviate.
- Hooks and eyes are made from steel S235JR and are always zinc plated.

Turnbuckle with 2 hooks

Spanschroefmoer met 2 haken / Tendeur avec 2 crochets

5

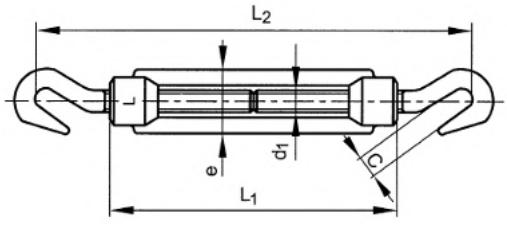

DIN **≈1480**



Technical Data

d_1	c	e	L_1	L_2 (min.)	L_2 (max.)	P
M5	7	16.5	70	107	157	0.80
M6	8	19	110	150	234	1.00
M8	10	23	110	166	250	1.25
M10	13	30	125	189	289	1.50
M12	17	34	125	220	317	1.75
M16	16.5	42	170	304	438	2.00
M20	17.5	49	200	345	482	2.50

16178 Turnbuckle with 2 hooks / Spanschroefmoer met 2 haken / Tendeur avec 2 crochets **F11F**

Thread	Metric thread
Material	Steel S235JR
Surface treatment	Zinc plated



d_1	✉	Art.number	d_1	✉	Art.number	d_1	✉	Art.number
M5	10	16178.050.001	M10	5	16178.100.001	M16	5	16178.160.001
M6	10	16178.060.001	M12	5	16178.120.001	M20*	10	16178.200.001
M8	10	16178.080.001						

- Depending on availability these turnbuckles are either zinc plated or hot dip galvanized with ISO metric thread, and dimensions may deviate.
- Hooks and eyes are made from steel S235JR and are always zinc plated.

Turnbuckle with 2 hooks, Stainless steel

Spanschroefmoer met 2 haken, RVS / Tendeur avec 2 crochets, inox

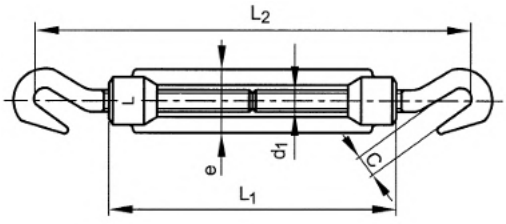

DIN **≈1480**



Technical Data

d_1	c	e	L_1	L_2 (min.)	L_2 (max.)	P
M6	10	18	90	140	220	1.00
M8	11	21	120	180	280	1.25
M10	12	25	150	230	360	1.50
M12	14	31	200	280	460	1.75
M16	16	40	250	370	590	2.00
M20	18	49	300	420	650	2.50

Depending on availability dimensions of these turnbuckles may deviate

51743 **Turnbuckle with 2 hooks, Stainless steel / Spanschroefmoer met 2 haken, RVS / Tendeur avec 2 crochets, inox** **R09A**

Thread Metric thread
Material Stainless steel A4



d_1	✉	Art.number	d_1	✉	Art.number	d_1	✉	Art.number
M6	10	51743.060.001	M10	5	51743.100.001	M16	5	51743.160.001
M8	10	51743.080.001	M12	5	51743.120.001	M20*	1	51743.200.001

Turnbuckle with 2 flat eyes

Spanschroefmoer met 2 bladeinden / Tendeur avec 2 plats rectangulaires

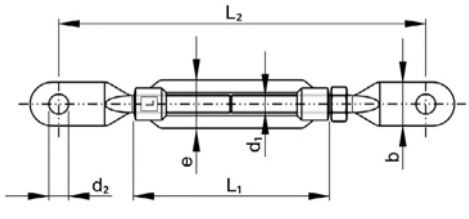

DIN **≈1480**



Technical Data

d_1	b	d_2	e	L_1	L_2 (max.)	L_2 (min.)	P	Thickness flat eyes
M12	30	13	34	125	391	308	1.50	4
M16	40	13	42	170	575	459	1.75	5
M20	50	17	52	200	578	446	2.00	5
M24	70	22	60	255	687	510	3.00	7

16172 **Turnbuckle with 2 flat eyes / Spanschroefmoer met 2 bladeinden / Tendeur avec 2 plats rectangulaires** **F11F**

Thread Metric thread
Material Steel S235JR
Surface treatment Zinc plated



d_1	✉	Art.number	d_1	✉	Art.number	d_1	✉	Art.number
M12	5	16172.120.001	M20	2	16172.200.001	M24*	10	16172.240.001
M16	5	16172.160.001						

- Depending on availability dimensions of these turnbuckles may deviate.
- The flat eyes are made from steel S235JR and are also zinc plated.

FABORY

D (chain) shackle

D-Sluiting / Manille droite





Technical Data

d	b	d_2	h	d	b	d_2	h
5	10	5	20	16	32	16	64
6	12	6	24	19	38	19	74
8	16	8	32	22	44	19/21	88
10	20	10	40	25	51	25	100
11	22	11	44	28	57	28	115
12	25	12	50	32	64	32	127
14	28	14	53	38	76	38	152

- Depending on availability dimensions of these D (chain) shackles may deviate.
- Not to be used for lifting applications.

16812 D (chain) shackle / D-Sluiting / Manille droite **F11H**

Material Steel
Surface treatment Zinc plated



d	✉	Art.number	d	✉	Art.number	d	✉	Art.number
5MM	25	16812.050.001	12MM	25	16812.120.001	25MM	3	16812.250.001
6MM	25	16812.060.001	14MM	25	16812.140.001	28MM	1	16812.280.001
8MM	25	16812.080.001	16MM	10	16812.160.001	32MM	1	16812.320.001
10MM	25	16812.100.001	19MM	10	16812.190.001	38MM	1	16812.380.001
11MM	25	16812.110.001	22MM	5	16812.220.001			

D (chain) shackle

D-Sluiting / Manille droite



DIN 82101 A



Technical Data

d	b	d_2	h
5	7	4/5	15.5
6	8	5/6	18
8	11	7/8	24
10	14	9/10	30
11	22	11	42
12	17	10/12	36
14	27	14	56
16	21	13/15	49
19	35	18	76
20	27	17/19	61
22	30	19/21	67
24	33	21/23	73
25	46	24	97
28	54	27	110
32	64	31	124
38	74	36	147

- Depending on availability these D (chain) shackles are either zinc plated or hot dip galvanized, and dimensions may deviate.
- Not to be used for lifting applications.

16813 D (chain) shackle / D-Sluiting / Manille droite F11H

Material Steel
Surface treatment Zinc plated



d	✉	Art.number	d	✉	Art.number	d	✉	Art.number
5MM	25	16813.050.001	14MM	25	16813.140.001	25MM	3	16813.250.001
6MM	25	16813.060.001	16MM	10	16813.160.001	28MM	1	16813.280.001
8MM	25	16813.080.001	19MM	10	16813.190.001	32MM	1	16813.320.001
10MM	25	16813.100.001	20MM	5	16813.200.001	38MM	1	16813.380.001
11MM	25	16813.110.001	22MM	5	16813.220.001			
12MM	25	16813.120.001	24MM	5	16813.240.001			

D (chain) shackle, Stainless steel

D-Sluiting, RVS / Manille droite, inox





Technical Data

d	b	d_2	h	d	b	d_2	h
4	8	4	16	12	24	12	48
5	10	5	20	16	32	16	64/56
6	12	6	24	19	38	19	76
8	16	8	32	24	32	18	80
10	20	10	40				

- Depending on availability dimensions of these D (chain) shackles may deviate.
- Not to be used for lifting applications.

Article groups

Material	Code	Page
St.st. A2	16711	5-24
St.st. A4	16713	5-24

16711 **D (chain) shackle, Stainless steel / D-Sluiting, RVS / Manille droite, inox** **R09A**

Material Stainless steel A2



d	✉	Art.number	d	✉	Art.number	d	✉	Art.number
5MM	10	16711.050.001	10MM	10	16711.100.001	16MM	5	16711.160.001
6MM	10	16711.060.001	12MM	10	16711.120.001	19MM	2	16711.190.001
8MM	10	16711.080.001						

16713 **D (chain) shackle, Stainless steel / D-Sluiting, RVS / Manille droite, inox** **R49A**

Material Stainless steel A4



d	✉	Art.number	d	✉	Art.number	d	✉	Art.number
4MM	10	16713.040.001	8MM	10	16713.080.001	16MM	5	16713.160.001
5MM	10	16713.050.001	10MM	10	16713.100.001	19MM	2	16713.190.001
6MM	10	16713.060.001	12MM	10	16713.120.001			

Bow (anchor) shackle with screw collar pin

Harpsluiting met oogschroefpen / Manille lyre avec vis à oeil

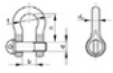



Technical Data

d	b	d_2	f	h	d	b	d_2	f	h
5	10	5	15	20	16	32	16	48	64
6	12	6	18	24	19	38	19	57	76
8	16	8	24	32	22	44	22	66	88
10	20	10	30	40	25	50	25	75	100
11	22	11	33	44	28	56	28	84	112
12	24	12	36	48	32	64	32	96	128
14	28	14	42	56	38	76	38	114	152

- Depending on availability dimensions of these bow shackles may deviate.
- Not to be used for lifting applications.

16817 **Bow (anchor) shackle with screw collar pin / Harpsluiting met oogschroefpen / Manille lyre avec vis à oeil** **F11H**

Material Steel
Surface treatment Zinc plated



d	✉	Art.number	d	✉	Art.number	d	✉	Art.number
5MM	25	16817.050.001	12MM	25	16817.120.001	25MM	5	16817.250.001
6MM	25	16817.060.001	14MM	10	16817.140.001	28MM	3	16817.280.001
8MM	25	16817.080.001	16MM	10	16817.160.001	32MM	1	16817.320.001
10MM	25	16817.100.001	19MM	5	16817.190.001	38MM	1	16817.380.001
11MM	25	16817.110.001	22MM	5	16817.220.001			

FABORY

Bow (anchor) shackle with screw collar pin, Stainless steel

Harpsluiting met oogschroefpen, RVS / Manille lyre avec vis à oeil, inox

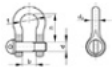



5

Technical Data

d	b	d_2	f	h
4	8	4	12	16
5	10	5	15	20
6	12	6	18	24
8	16	8	24	32

d	b	d_2	f	h
10	20	10	30	40
12	24	12	36	48
16	32	16	48	64

- Depending on availability dimensions of these bow shackles may deviate.
- Not to be used for lifting applications.

Article groups

Material	Code	Page
St.st. A2	16715	5-26
St.st. A4	16717	5-26

16715 **Bow (anchor) shackle with screw collar pin, Stainless steel / Harpsluiting met oogschroefpen, RVS / Manille lyre avec vis à oeil, inox** **R09A**

Material Stainless steel A2



d	✉	Art.number	d	✉	Art.number	d	✉	Art.number
5MM	10	16715.050.001	8MM	10	16715.080.001	12MM	10	16715.120.001
6MM	10	16715.060.001	10MM	10	16715.100.001	16MM	5	16715.160.001

16717 **Bow (anchor) shackle with screw collar pin, Stainless steel / Harpsluiting met oogschroefpen, RVS / Manille lyre avec vis à oeil, inox** **R49A**

Material Stainless steel A4



d	✉	Art.number	d	✉	Art.number	d	✉	Art.number
4MM	10	16717.040.001	8MM	10	16717.080.001	12MM	10	16717.120.001
5MM	10	16717.050.001	10MM	10	16717.100.001	16MM	5	16717.160.001
6MM	10	16717.060.001						

Wire rope clip

Staaldraadklem / Serre-câble à étrier

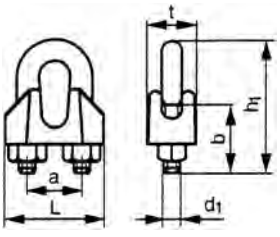

DIN 741/555



Technical Data

For cable diam.	a	b	d_1	h_1	L	Min. amount of clips	t
3	9	12	M4	20	21	3	10
5	11	13	M5	24	23	3	11
6.5	13	15	M5	28	26	3	12
8	16	19	M6	34	30	5	14
10	19	22	M8	42	34	5	18
11	20	22	M8	44	36	5	19
12 (≠DIN)	24	26	M10	56	42	5	23
13	24	30	M10	55	42	5	23
14	25	30	M10	57	44	5	23
16	29	33	M12	63	50	6	26
19	32	38	M12	75	54	6	29
22	37	44	M14	85	61	7	33
25 (≠DIN)	39	48	M14	95	65	7	34
26	41	45	M14	95	65	8	35
30	48	50	M16	110	74	8	37
34	52	55	M16	120	80	8	42
40	58	60	M16	140	88	8	45

- The corresponding hexagon nuts are in property class l5l.

Assembly data

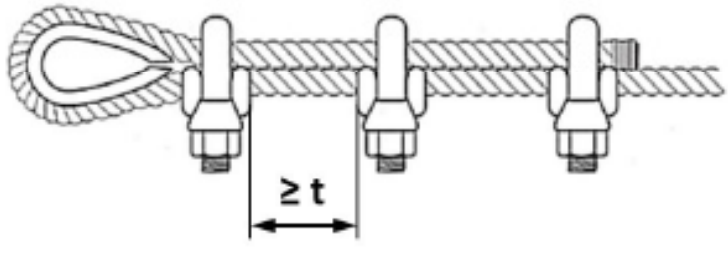

16829 Wire rope clip / Staaldraadklem / Serre-câble à étrier **F11M**

Material Steel
Surface treatment Zinc plated

RoHS



For cable diam.	✉	Art.number	For cable diam.	✉	Art.number	For cable diam.	✉	Art.number
3MM	100	16829.030.001	12MM	25	16829.120.001	26MM	10	16829.260.001
5MM	100	16829.050.001	13MM	25	16829.130.001	30MM	5	16829.300.001
6,5MM	100	16829.065.001	14MM	25	16829.140.001	34MM	5	16829.340.001
8MM	100	16829.080.001	16MM	25	16829.160.001	40MM	5	16829.400.001
10MM	50	16829.100.001	19MM	10	16829.190.001			
11MM	50	16829.110.001	22MM	10	16829.220.001			

FABORY

Wire rope clip, Stainless steel

Staaldraadklem, RVS / Serre-câble à étrier, inox

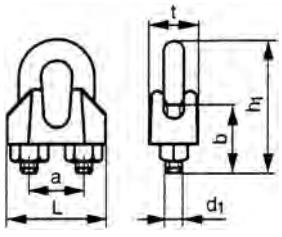



Technical Data

For cable diam.	a	b	d_1	h_1	L	Min. amount of clips	t
3	9	12	M3	22	22	3	14
4	9	12	M4	22	22	3	14
5	11	15	M5	24	24	3	16
6	14	18	M6	33	30	3	18
8	16	20	M6	35	33	5	20
10	18	22	M8	43	37	5	22
12	23	30	M10	54	45	5	25
16	28	30	M10	65	53	5	30

- Depending on availability dimensions of these wire rope clips may deviate

Assembly data

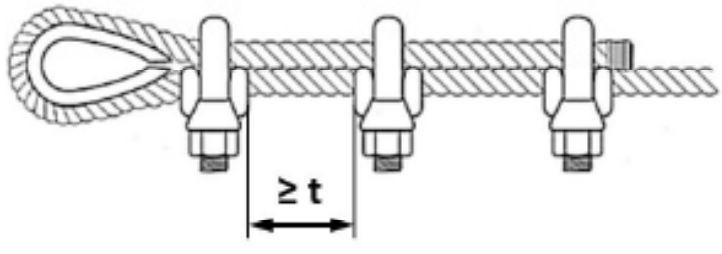

16728 **Wire rope clip, Stainless steel / Staaldraadklem, RVS / Serre-câble à étrier, inox** **R49A**

Thread Metric thread
Material Stainless steel A4



For cable diam.	✉	Art.number	For cable diam.	✉	Art.number	For cable diam.	✉	Art.number
3MM	10	16728.030.001	8MM	5	16728.080.001	12MM	5	16728.120.001
5MM	10	16728.050.001	10MM	5	16728.100.001	16MM	5	16728.160.001
6MM	5	16728.060.001						

Thimble

Puntkous / Cosse pour câbles

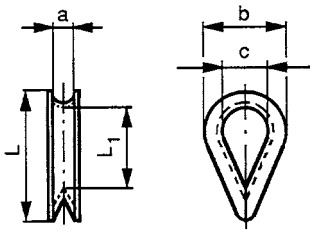

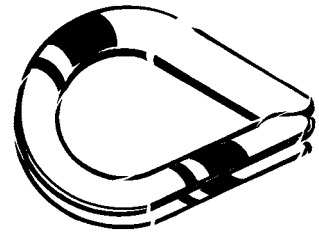

Technical Data

For cable diam.	a	b	c	L	L_1
3	3	18	10	24	15
4	4	19	11	25	16
5	5	22	16	31	22
6	6	29	19	37	26
8	8	38	24	51	34
10	10	44	32	64	42
12	12	57	38	76	51
14	14	60	40	82	57
16	16	64	42	89	60
18	18	69	45	102	67
20	20	79	51	115	76
22	22	89	54	127	83
24	24	102	64	140	88

16831 Thimble / Puntkous / Cosse pour câbles **F11M**

Material Steel
Surface treatment Zinc plated



For cable diam.	✉	Art.number	For cable diam.	✉	Art.number	For cable diam.	✉	Art.number
3MM	100	16831.030.001	10MM	50	16831.100.001	18MM	10	16831.180.001
4MM	100	16831.040.001	12MM	50	16831.120.001	20MM	5	16831.200.001
5MM	100	16831.050.001	14MM	10	16831.140.001	22MM	2	16831.220.001
6MM	100	16831.060.001	16MM	10	16831.160.001	24MM	2	16831.240.001
8MM	100	16831.080.001						

FABORY

Snap hook (carabine hook)

Karabijnhaak / Mousqueton

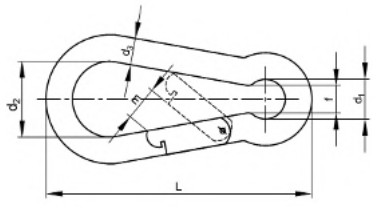



5

Technical Data

L	d_1 (min.)	d_2 (min.)	d_3	f (min.)	m (min.)
40	6	12	4	4	5
50	8	15	5	4	7
60	9	17	6	5	8
70	10	20	7	7	8
80	10	24	8	8	10
100	15	30	10	10	11
120	17	39	11	11	16

- Not to be used for lifting applications.

Article groups

Material	Surface treatment	Code	Page
St.	ZPL	16833	5-30
St.st. A4		16733	5-30

16833 **Snap hook (carabine hook) / Karabijnhaak / Mousqueton** **F11N**

Material Steel
Surface treatment Zinc plated



d_3 x L	✉	Art.number	d_3 x L	✉	Art.number	d_3 x L	✉	Art.number
4X40MM	100	16833.040.040	6X60MM	10	16833.060.060	8X80MM	10	16833.080.080
5X50MM	10	16833.050.050	7X70MM	50	16833.070.070	10X100MM	10	16833.100.100

16733 **Snap hook (carabine hook) / Karabijnhaak / Mousqueton** **R49A**

Material Stainless steel A4



d_3 x L	✉	Art.number	d_3 x L	✉	Art.number	d_3 x L	✉	Art.number
5X50MM	10	16733.050.050	7X70MM	10	16733.070.070	10X100MM	10	16733.100.100
6X60MM	10	16733.060.060	8X80MM	10	16733.080.080	11X120MM	10	16733.110.120

Screw eye

Schroefoog / Piton

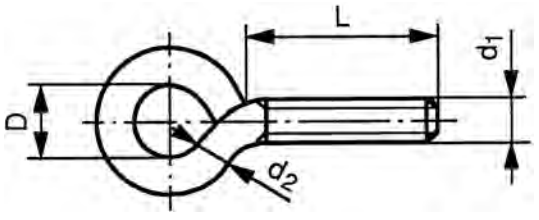

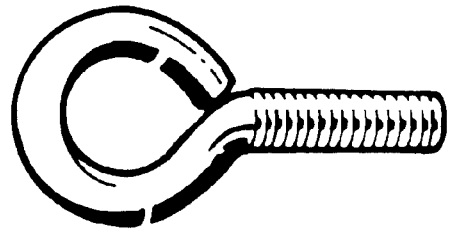

Technical Data

d_1	d_2	P	d_1	d_2	P
M3	2.6	0.50	M6	5.25	1.00
M4	3.45	0.70	M8	7	1.25
M5	4.4	0.80	M10	8.85	1.50

Article groups

Thread	Material	Surface treatment	Code	Page
M	St.	ZPL	17420	5-31
M	St.st. A2		17690	5-31

17420 Screw eye / Schroefoog / Piton F11B

Thread Metric thread
Material Steel
Surface treatment Zinc plated

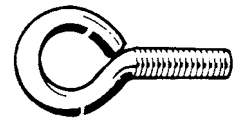

d_1 x L x D	✉	Art.number	d_1 x L x D	✉	Art.number	d_1 x L x D	✉	Art.number
M3X10X6	100	17420.031.006	M5X50X8	100	17420.055.008	M8X40X10	100	17420.084.010
M3X20X5	100	17420.032.006	M5X60X8	100	17420.056.008	M8X50X10	100	17420.085.010
M4X15X6	100	17420.041.506	M6X20X10	100	17420.062.010	M8X60X10	100	17420.086.010
M4X20X6	100	17420.042.006	M6X25X10	100	17420.062.510	M8X80X10	50	17420.088.010
M4X25X6	100	17420.042.506	M6X30X10	100	17420.063.010	M8X100X10	50	17420.089.610
M4X30X6	100	17420.043.006	M6X40X10	100	17420.064.010	M10X40X15	50	17420.104.014
M4X40X6	100	17420.044.006	M6X50X10	100	17420.065.010	M10X50X15	50	17420.105.014
M5X15X8	100	17420.051.508	M6X60X10	100	17420.066.010	M10X60X15	50	17420.106.014
M5X20X8	100	17420.052.008	M6X80X10	100	17420.068.010	M10X80X15	50	17420.108.014
M5X25X8	100	17420.052.508	M6X100X10	100	17420.069.610	M10X90X18	50	17420.109.017
M5X30X8	100	17420.053.008	M8X20X10	100	17420.082.010	M10X100X15	50	17420.109.417
M5X40X8	100	17420.054.008	M8X30X10	100	17420.083.010	M10X120X15	50	17420.109.515

17690 Screw eye / Schroefoog / Piton F11C

Thread Metric thread
Material Stainless steel A2

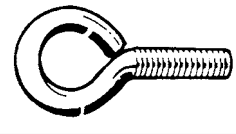

d_1 x L x D	✉	Art.number	d_1 x L x D	✉	Art.number	d_1 x L x D	✉	Art.number
M5X15X8	100	17690.051.508	M6X30X10	100	17690.063.010	M8X60X10	100	17690.086.010
M5X30X8	100	17690.053.008	M6X40X10	100	17690.064.010	M8X80X10	50	17690.088.010
M5X50X8	100	17690.055.008	M6X60X10	100	17690.066.010	M10X70X15	50	17690.107.014
M6X20X10	100	17690.062.010						

FABORY

Screw eye with wood screw thread

Schroefoog met houtschroefdraad / Piton non-métrique

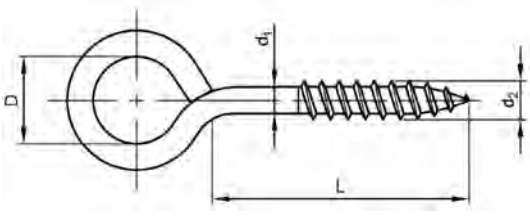

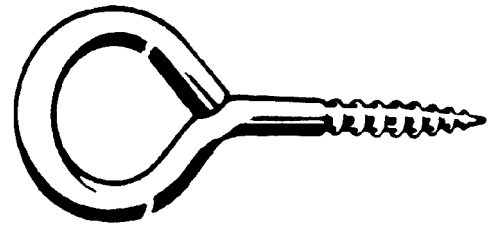

Technical Data

d_1	d_2	d_1	d_2
1.9	2.4	3.45	4.3
2.2	2.8	4	5.1
2.5	3.2	4.4	5.5
2.65	3.4	4.85	6.1
3	3.8	5.25	6.5
3.3	4.1	6	7.6

5

Article groups

Material	Surface treatment	Code	Page
St.	ZPL	17020	5-32
St.st. A2		17545	5-32
Br.		17620	5-32

17020 Screw eye with wood screw thread / Schroefoog met houtschroefdraad / Piton non-métrique F11B

Material Steel
Surface treatment Zinc plated



d_1 x L x D	✉	Art.number	d_1 x L x D	✉	Art.number	d_1 x L x D	✉	Art.number
1,9X6X3MM	100	17020.060.003	3,0X20X8MM	100	17020.200.008	4,85X40X15MM	100	17020.400.015
2,2X8X4MM	100	17020.080.004	3,45X20X10MM	100	17020.200.010	4,4X40X16MM	100	17020.400.016
2,2X10X4MM	100	17020.100.004	4,0X20X12MM	100	17020.200.012	4,85X40X18MM	100	17020.400.018
2,5X10X5MM	100	17020.100.005	3,45X25X10MM	100	17020.250.010	5,25X40X20MM	100	17020.400.020
2,5X10X6MM	100	17020.100.006	4,0X25X12MM	100	17020.250.012	4,85X50X15MM	100	17020.500.015
2,2X12X4MM	100	17020.120.004	3,45X30X10MM	100	17020.300.010	4,85X50X18MM	100	17020.500.018
2,65X12X6MM	100	17020.120.006	4,0X30X12MM	100	17020.300.012	5,25X50X20MM	100	17020.500.020
3,3X12X8MM	100	17020.120.008	4,0X30X14MM	100	17020.300.014	6,0X50X25MM	100	17020.500.025
2,65X16X6MM	100	17020.160.006	4,4X30X16MM	100	17020.300.016	5,25X60X20MM	100	17020.600.020
3,0X16X8MM	100	17020.160.008	4,85X30X18MM	100	17020.300.018	6,0X60X25MM	100	17020.600.025
3,45X16X10MM	100	17020.160.010	4,0X40X14MM	100	17020.400.014			

17545 Screw eye with wood screw thread / Schroefoog met houtschroefdraad / Piton non-métrique F11C

Material Stainless steel A2



d_1 x L x D	✉	Art.number	d_1 x L x D	✉	Art.number	d_1 x L x D	✉	Art.number
3,45X20X10MM	100	17545.200.010	4,0X30X8MM	100	17545.300.008	4,85X30X8MM	100	17545.301.008
4,0X25X12MM	100	17545.250.012	5,25X30X10MM	100	17545.300.010	4,4X40X16MM	100	17545.400.016

17620 Screw eye with wood screw thread / Schroefoog met houtschroefdraad / Piton non-métrique F11B

Material Brass



d_1 x L x D	✉	Art.number	d_1 x L x D	✉	Art.number	d_1 x L x D	✉	Art.number
2,65X12X6MM	100	17620.120.006	3,45X20X10MM	100	17620.200.010	4,0X30X14MM	100	17620.300.014
2,65X16X6MM	100	17620.160.006	4,0X25X12MM	100	17620.250.012	4,4X40X16MM	100	17620.400.016
3,0X20X8MM	100	17620.200.008						

Screw eye with wood screw thread, heavy type

Schroefoog met houtschroefdraad, zware uitvoering / Piton lourd non-métrique

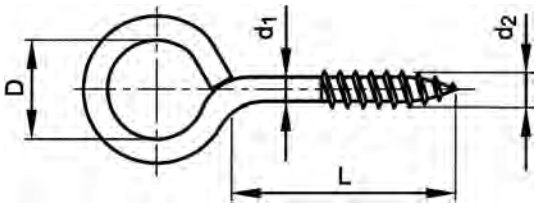



Technical Data

No.	D	d_1	d_2	L
8	8	4	5.1	20
10	8	4.4	5.5	25
15	10	5.25	6.7	35

No.	D	d_1	d_2	L
17	10	7	8.8	40
18	14	7.8	9.5	45

17023 Screw eye with wood screw thread, heavy type / Schroefoog met houtschroefdraad, zware uitvoering / Piton lourd non-métrique **F11A**

Material Steel
Surface treatment Zinc plated



No.	✉	Art.number	No.	✉	Art.number	No.	✉	Art.number
8	100	17023.000.008	15	100	17023.000.015	18	100	17023.000.018
10	100	17023.000.010	17	100	17023.000.017			

Screw eye with wood screw thread, long type

Schroefoog met houtschroefdraad, lange uitvoering / Piton longue non-métrique

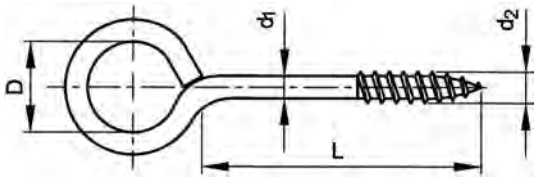



17022 Screw eye with wood screw thread, long type / Schroefoog met houtschroefdraad, lange uitvoering / Piton longue non-métrique **F11A**

Material Steel
Surface treatment Zinc plated



d_1 x d_2 x L x D	✉	Art.number	d_1 x d_2 x L x D	✉	Art.number	d_1 x d_2 x L x D	✉	Art.number
7,0X9,0X60X20MM	100	17022.000.060	7,0X9,0X100X20MM	100	17022.000.100	7,0X9,0X140X20MM	100	17022.000.140

FABORY

Cup hook

Schroefhaak / Crochet d'armoire

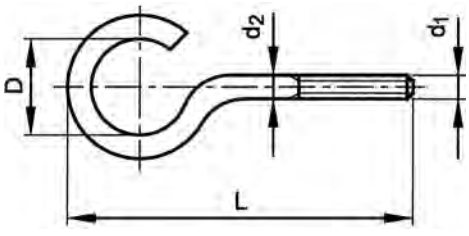



Technical Data

d_1	D	d_2	P	d_1	D	d_2	P
M4	12	3.45	0.70	M6	16	5.25	1.00
M5	16	4.4	0.80	M8	15	7	1.25

5

17203 Cup hook / Schroefhaak / Crochet d'armoire **F11A**

Thread	Metric thread
Material	Steel
Surface treatment	Zinc plated



d_1 x L	✉	Art.number	d_1 x L	✉	Art.number	d_1 x L	✉	Art.number
M4X50	100	17203.040.050	M6X60	100	17203.060.060	M8X60	100	17203.080.060
M5X50	100	17203.050.050						

Cup hook with wood screw thread

Schroefhaak met houtschroefdraad / Crochet d'armoire non-métrique

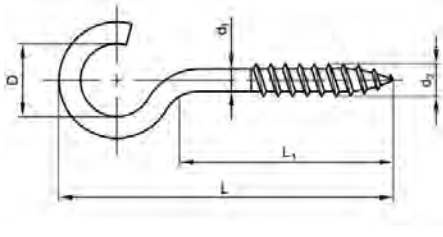



Technical Data

d_1 x L_1/L	D	d_2	d_1 x L_1/L	D	d_2
2.0x10/20	7	2.6	4.4x32/60	18	5.5
2.0x11/23	7	2.6	4.4x50/80	20	5.5
2.4x12/25	9	3	4.75x32/60	18	6.1
2.4x15/30	9	3	5.0x47/85	25	6.3
3.2x20/40	12	4.1	5.25x82/120	25	6.5
3.3x13/30	9	4.1	6.0x45/80	25	7.6
3.3x20/40	12	4.1	6.0x62/100	25	7.6
3.45x30/50	14	4.3	6.0x82/120	25	7.6
4.0x27/55	18	5.1	7.0x100/140	25	9
4.4x25/50	16	5.5	7.0x120/160	25	9

Article groups

Material	Surface treatment	Code	Page
St.	ZPL	17200	5-35
St.	ZPL	17220	5-35
St.	W.Epoxy	17199	5-35

17200 Cup hook with wood screw thread / Schroefhaak met houtschroefdraad / Crochet d'armoire non-métrique F11B

Material Steel
Surface treatment Zinc plated



d_1 x L_1/L	✉	Art.number	d_1 x L_1/L	✉	Art.number	d_1 x L_1/L	✉	Art.number
2,0X10/20MM	100	17200.000.020	3,45X30/50MM	100	17200.000.050	2,4X12/25MM	100	17200.025.025
2,0X11/25MM	100	17200.000.025	4,4X32/60MM	100	17200.000.060	3,3X13/30MM	100	17200.030.030
2,4X15/30MM	100	17200.000.030	4,4X50/80MM	100	17200.000.080	4,0X27/55MM	100	17200.040.055
3,3X20/40MM	100	17200.000.040	5,25X82/120MM	100	17200.000.120	5,0X47/85MM	100	17200.050.085

17220 Cup hook with wood screw thread, heavy type / Schroefhaak met houtschroefdraad, zware uitvoering / Crochet d'armoire lourd non-métrique F11A

Material Steel
Surface treatment Zinc plated



d_1 x L_1/L	✉	Art.number	d_1 x L_1/L	✉	Art.number	d_1 x L_1/L	✉	Art.number
4,4X25/50MM	100	17220.044.050	6,0X62/100MM	100	17220.060.100	7,0X100/140MM	100	17220.069.140
4,75X32/60MM	100	17220.047.060	6,0X82/120MM	100	17220.062.120	7,0X120/160MM	100	17220.069.160
6,0X45/80MM	100	17220.060.080						

17199 Cup hook with wood screw thread / Schroefhaak met houtschroefdraad / Crochet d'armoire non-métrique F11B

Material Steel
Surface treatment White epoxy



d_1 x L_1/L	✉	Art.number	d_1 x L_1/L	✉	Art.number	d_1 x L_1/L	✉	Art.number
2,0X10/20MM	100	17199.000.020	2,4X15/30MM	100	17199.000.030	3,45X30/50MM	100	17199.000.050
2,0X11/23MM	100	17199.000.025	3,2X20/40MM	100	17199.000.040	4,4X32/60MM	100	17199.000.060

- Steel zinc plated, white epoxy coating (60-80 µm), for extra surface protection and decoration.

Cup hook with wood screw thread, with small hook

Schroefhaak met houtschroefdraad, met kleine haak / Crochet d'armoire avec petit crochet non-métrique

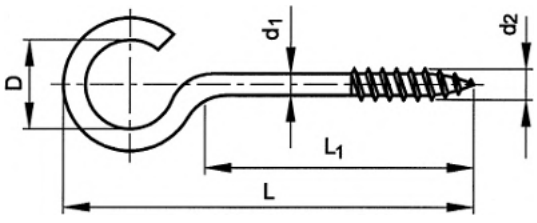



Technical Data

d_1	D	d_2
3.3	8	4.1
4.0	14	5.1
4.4	16	5.6

17210 **Cup hook with wood screw thread, with small hook / Schroefhaak met houtschroefdraad, met kleine haak / Crochet d'armoire avec petit crochet non-métrique** **F11A**

Material Steel
Surface treatment Zinc plated



d_1 x L_1/L	✉	Art.number	d_1 x L_1/L	✉	Art.number	d_1 x L_1/L	✉	Art.number
3,3X26/40MM	100	17210.000.040	4,0X58/80MM	100	17210.000.080	4,4X95/120MM	100	17210.000.120
4,0X37/60MM	100	17210.000.060	4,4X75/100MM	100	17210.000.100			

Square hook

Schroefduim / Gond à vis

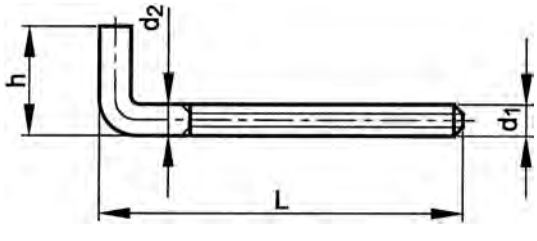



Technical Data

d_1	d_2	h	P	d_1	d_2	h	P
M4	3.45	15	0.70	M6	5.25	20	1.00
M5	4.4	20	0.80	M8	7	25	1.25

17123 **Square hook / Schroefduim / Gond à vis** **F11A**

Thread Metric thread
Material Steel
Surface treatment Zinc plated



d_1 x L	✉	Art.number	d_1 x L	✉	Art.number	d_1 x L	✉	Art.number
M4X40	100	17123.040.040	M6X60	100	17123.060.060	M8X60	100	17123.080.060
M5X50	100	17123.050.050						

Square hook with wood screw thread

Schroefduim met houtschroefdraad / Gond à vis non-métrique

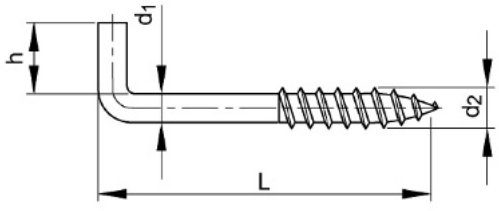

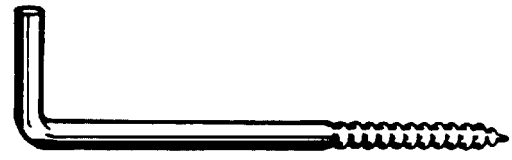

Technical Data

d_1 x L	d_2	h	d_1 x L	d_2	h
2.2x20	2.8	10	4.0x60	5.1	20
2.5x25	3.2	11	4.4x60	5.5	20
2.65x30	4	14	4.4x80	5.5	22
3.3x40	4	16	5.0x50	6.3	22
3.45x40	4.3	16	5.0x60	6.3	22
3.45x50	4.3	18	5.0x70	6.3	22
4.0x40	5.1	18	5.25x100	6.5	24
4.0x50	5.1	18			

Article groups

Material	Surface treatment	Code	Page
St.	ZPL	17120	5-37
St.	W.Epoxy	17119	5-37

17120 **Square hook with wood screw thread / Schroefduim met houtschroefdraad / Gond à vis non-métrique** **F11B**

Material Steel
Surface treatment Zinc plated



d_1 x L	✉	Art.number	d_1 x L	✉	Art.number	d_1 x L	✉	Art.number
2,2X20MM	100	17120.000.020	4,0X60MM	100	17120.000.060	4,0X50MM	100	17120.040.050
2,5X25MM	100	17120.000.025	4,4X80MM	100	17120.000.080	4,4X60MM	100	17120.045.060
2,65X30MM	100	17120.000.030	5,25X100MM	100	17120.000.100	5,0X50MM	100	17120.050.050
3,3X40MM	100	17120.000.040	3,45X40MM	100	17120.035.040	5,0X60MM	100	17120.050.060
3,45X50MM	100	17120.000.050	4,0X40MM	100	17120.040.040	5,0X70MM	100	17120.050.070

17119 **Square hook with wood screw thread / Schroefduim met houtschroefdraad / Gond à vis non-métrique** **F11B**

Material Steel
Surface treatment White epoxy



d_1 x L	✉	Art.number	d_1 x L	✉	Art.number	d_1 x L	✉	Art.number
2,5X25MM	100	17119.000.025	3,3X40MM	100	17119.000.040	4,0X60MM	100	17119.000.060
2,65X30MM	100	17119.000.030	3,45X50MM	100	17119.000.050			

- Steel zinc plated, white epoxy coating (60-80 µm), for extra surface protection and decoration.

FABORY

Square hook with wood screw thread, heavy, with cross recess

Schroefduim met houtschroefdraad, met kruisgleuf / Gond à vis à empreinte cruciforme non-métrique

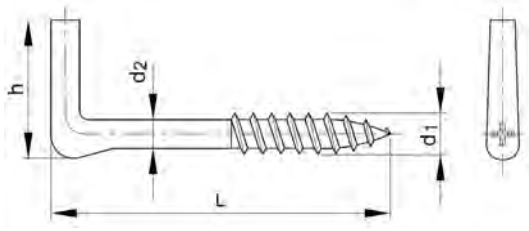

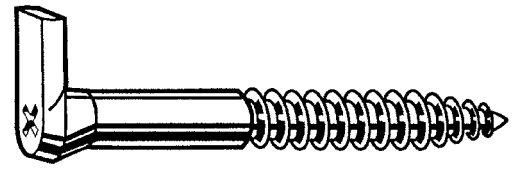

5

Technical Data

d_1	d_2	h
5.25	5.3	16
5.8	5.8	18

17140 **Square hook with wood screw thread, heavy, with cross recess / Schroefduim met houtschroefdraad, met kruisgleuf / Gond à vis à empreinte cruciforme non-métrique** **F11B**

Material Steel
Surface treatment Zinc plated

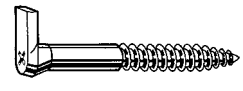

d_1 x L	✉	Art.number	d_1 x L	✉	Art.number	d_1 x L	✉	Art.number
5,25X40MM	100	17140.052.040	5,8X65MM	100	17140.060.065	5,8X80MM	100	17140.060.080
5,25X50MM	100	17140.052.050						

Square hook with wood screw thread, slotted

Schroefduim met houtschroefdraad, met zaagsnede / Gond à vis fendu non-métrique

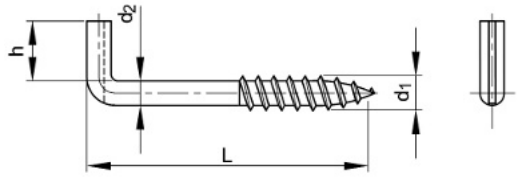

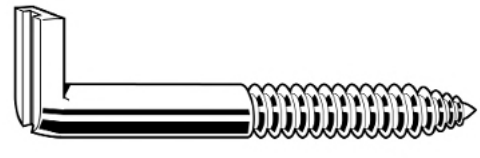

Technical Data

d_1	d_2 (min.)	h
4.4	4	9
5.2	5	10
5.8	5.5	12

17125 **Square hook with wood screw thread, slotted / Schroefduim met houtschroefdraad, met zaagsnede / Gond à vis fendu non-métrique** **F11A**

Material Steel
Surface treatment Zinc plated



d_1 x L	✉	Art.number	d_1 x L	✉	Art.number	d_1 x L	✉	Art.number
4,4X40MM*	100	17125.044.040	5,2X40MM*	100	17125.052.040	5,8X80MM*	100	17125.058.080
4,4X50MM*	100	17125.044.050	5,2X50MM*	100	17125.052.050	5,8X100MM*	100	17125.058.100
5,2X30MM*	100	17125.052.030	5,2X60MM*	100	17125.052.060			

Square hook with wood screw thread, with hexalobular socket

Schroefduim met houtschroefdraad, met T-ster / Gond à vis à six lobes internes non-métrique

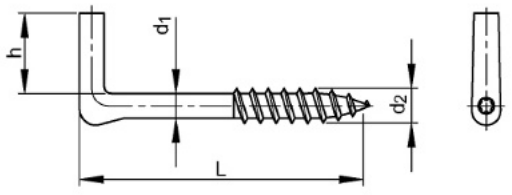

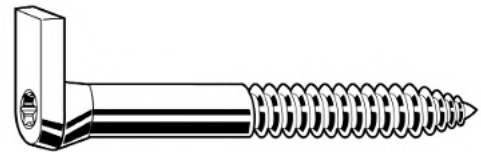

Technical Data

d_1 x L	B	d_2	h	Socket
5.0x50	25	5.2	9	T15
5.5x65	30	5.8	10	T20
5.5x80	30	5.8	10	T20

17145 **Square hook with wood screw thread, with hexalobular socket / Schroefduim met houtschroefdraad, met T-ster / Gond à vis à six lobes internes non-métrique** **F11A**

Material Steel
Surface treatment Zinc plated



d_1 x L	✉	Art.number	d_1 x L	✉	Art.number	d_1 x L	✉	Art.number
5,0X50MM*	100	17145.052.050	5,5X65MM*	100	17145.058.065	5,5X80MM*	100	17145.058.080

Square hook pin

Puntduim / Gond à pointe

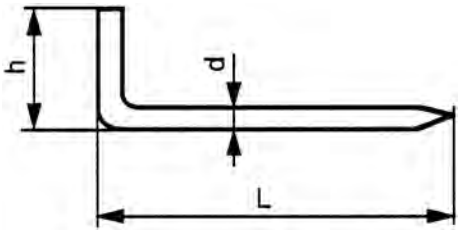



Technical Data

d x L	h
2.5x20	10
2.5x25	12
3.0x30	13
3.5x40	16

d x L	h
4.0x50	19
4.0x60	20
5.0x80	21

17080 **Square hook pin / Puntduim / Gond à pointe** **F11B**

Material Steel
Surface treatment Zinc plated



d x L	✉	Art.number	d x L	✉	Art.number	d x L	✉	Art.number
2,5X20MM	100	17080.000.020	3,5X40MM	100	17080.000.040	4,0X60MM	100	17080.000.060
2,5X25MM	100	17080.000.025	4,0X50MM	100	17080.000.050	5,0X80MM	100	17080.000.080
3,0X30MM	100	17080.000.030						

FABORY

Dowel screw with round shank

Stokeind / Vis à double filetage

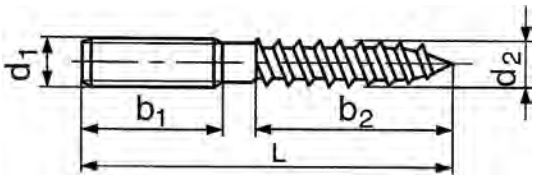



Technical Data

d_1 x L	b_1	b_2	d_2	P	Socket
M4x20	10	10	4.2	0.70	-
M4x25	10	10	4.2	0.70	-
M4x30	10	15	4.2	0.70	-
M4x35	15	15	4.2	0.70	-
M4x40	17	20	4.2	0.70	-
M5x25	10	15	5.35	0.80	-
M5x40	15	20	5.35	0.80	-
M5x50	20	20	5.35	0.80	-
M6x40	17	23	6	1.00	T15
M6x50	20	25	6	1.00	T15
M6x60	20	30	6	1.00	T15
M6x70	30	30	6	1.00	T15
M6x80	20	30	6	1.00	T15
M6x90	30	30	6	1.00	T15
M6x120	30	30	6	1.00	T15
M6x150	30	30	6	1.00	T15

17320 **Dowel screw with round shank / Stokeind / Vis à double filetage** **F11B**

Thread Metric thread and wood screw thread
Material Steel
Surface treatment Zinc plated



d_1 x L	✉	Art.number	d_1 x L	✉	Art.number	d_1 x L	✉	Art.number
M4X20	100	17320.040.020	M5X25	100	17320.050.025	M6X60	100	17320.060.060
M4X25	100	17320.040.025	M5X40	100	17320.050.040	M6X70	100	17320.060.070
M4X30	100	17320.040.030	M5X50	100	17320.050.050	M6X80	100	17320.060.080
M4X35	100	17320.040.035				M6X90	100	17320.060.090
M4X40	100	17320.040.040	M6X40	100	17320.060.040	M6X120	100	17320.060.120
			M6X50	100	17320.060.050	M6X150	100	17320.060.150

- Only M6 with T15 Hexalobular.

Dowel screw with round shank, Stainless steel

Stokeind, RVS / Vis à double filetage, inox

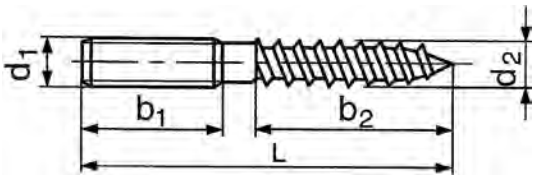



Technical Data

d_1 x L	b_1	b_2	d_2	P
M6x50	11	37	6.3	1.00
M6x60	20	37	6.3	1.00
M6x70	20	47	6.3	1.00
M6x80	25	52	6.3	1.00
M6x90	35	52	6.3	1.00
M6x100	45	52	6.3	1.00
M6x120	45	72	6.3	1.00
M6x130	50	52	6.3	1.00
M6x140	50	52	6.3	1.00
M6x150	50	52	6.3	1.00
M6x160	50	52	6.3	1.00
M6x180	50	52	6.3	1.00
M8x50	11	37	7.3	1.25
M8x60	20	37	7.3	1.25
M8x70	25	37	7.3	1.25
M8x150	50	47	7.3	1.25
M8x160	50	62	7.3	1.25
M8x180	50	62	7.3	1.25
M8x200	50	62	7.3	1.25
M8x220	50	62	7.3	1.25
M12x80	20	57	10.7	1.75
M12x300	150	100	10.7	1.75

51287 **Dowel screw with round shank, Stainless steel / Stokeind, RVS / Vis à double filetage, inox** **F11A**

Thread Metric thread and wood screw thread
Material Stainless steel A2
Class 50



d_1 x L	✉	Art.number	d_1 x L	✉	Art.number	d_1 x L	✉	Art.number
M6X50	100	51287.060.050	M6X140*	100	51287.060.140	M8X150*	100	51287.080.150
M6X60*	100	51287.060.060	M6X150*	100	51287.060.150	M8X160*	100	51287.080.160
M6X70*	100	51287.060.070	M6X160*	100	51287.060.160	M8X180*	50	51287.080.180
M6X80*	100	51287.060.080	M6X180*	100	51287.060.180	M8X200*	50	51287.080.200
M6X90*	100	51287.060.090				M8X220*	50	51287.080.220
M6X100*	100	51287.060.100	M8X50	100	51287.080.050			
M6X120*	100	51287.060.120	M8X60*	100	51287.080.060	M12X80*	50	51287.120.080
M6X130*	100	51287.060.130	M8X70	100	51287.080.070	M12X300*	50	51287.120.300

FABORY

Dowel screw with hexagonal shank and hexalobular socket

Stokeind met zeskant en T-ster / Vis à double filetage avec section hexagonale, six lobes internes

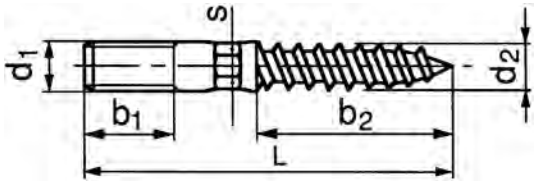



5

Technical Data

d_1 x L	b_1	b_2	d_2	P	s	Socket
M8x50	15	30	7.3	1.25	-	T25
M8x60	20	30	7.3	1.25	6	T25
M8x70	25	30	7.3	1.25	6	T25
M8x80	30	40	7.3	1.25	6	T25
M8x90	30	40	7.3	1.25	6	T25
M8x100	40	40	7.3	1.25	6	T25
M8x120	50	50	7.3	1.25	6	T25
M8x140	50	50	7.3	1.25	6	T25
M8x150	50	50	7.3	1.25	6	T25
M8x160	50	50	7.3	1.25	6	T25
M10x60	20	40	9	1.50	8	T25
M10x70	30	30	9	1.50	8	T25
M10x80	30	40	9	1.50	8	T25
M10x90	30	50	9	1.50	8	T25
M10x100	30	60	9	1.50	8	T25
M10x110	40	60	9	1.50	8	T25
M10x120	50	60	9	1.50	8	T25
M10x130	50	60	9	1.50	8	T25
M10x140	50	60	9	1.50	8	T25
M12x100	30	55	10.7	1.75	10	T30
M12x120	30	55	10.7	1.75	10	T30
M12x145	40	55	10.7	1.75	10	T30
M12x165	40	55	10.7	1.75	10	T30

17310 **Dowel screw with hexagonal shank and hexalobular socket / Stokeind met zeskant en T-ster / Vis à double filetage avec section hexagonale, six lobes internes** **F11B**

Thread Metric thread
Material Steel
Surface treatment Zinc plated



RoHS

d_1 x L	✉	Art.number	d_1 x L	✉	Art.number	d_1 x L	✉	Art.number
M8X50	100	17310.080.050	M8X160	100	17310.080.160	M10X130	50	17310.100.130
M8X60	100	17310.080.060				M10X140	50	17310.100.140
M8X70	100	17310.080.070	M10X60	100	17310.100.060			
M8X80	100	17310.080.080	M10X70	100	17310.100.070	M12X100	50	17310.120.100
M8X90	100	17310.080.090	M10X80	100	17310.100.080	M12X120	50	17310.120.120
M8X100	100	17310.080.100	M10X90	50	17310.100.090	M12X145	50	17310.120.145
M8X120	100	17310.080.120	M10X100	50	17310.100.100	M12X165	50	17310.120.165
M8X140	100	17310.080.140	M10X110	50	17310.100.110			
M8X150	100	17310.080.150	M10X120	50	17310.100.120			

- M8x50 is without hexagonal shank

Dowel screw with hexagonal shank, Stainless steel

Stokeind met zeskant, RVS / Vis à double filetage avec section hexagonale, inox

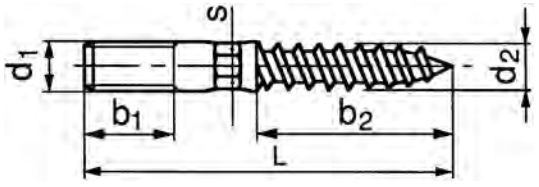



Technical Data

d_1 x L	b_1	b_2	d_2	P	s
M6x60	20	37	6	1.00	-
M8x50	20	27	7.3	1.25	6
M8x60	20	37	7.3	1.25	6
M8x80	30	37	7.3	1.25	6
M8x90	30	37	7.3	1.25	6
M8x100	40	47	7.3	1.25	6
M8x110	40	47	7.3	1.25	6
M8x120	50	47	7.3	1.25	6
M8x130	50	47	7.3	1.25	6
M8x140	50	47	7.3	1.25	6
M8x150	50	47	7.3	1.25	6
M10x60	20	37	9	1.50	8
M10x80	30	47	9	1.50	8
M10x90	30	57	9	1.50	8
M10x100	30	57	9	1.50	8
M10x120	50	57	9	1.50	8
M10x140	50	57	9	1.50	8
M10x150	50	57	9	1.50	8
M10x160	80	57	9	1.50	8
M10x180	100	57	9	1.50	8
M10x200	100	57	9	1.50	8
M10x220	100	57	9	1.50	8
M10x250	100	57	9	1.50	8
M12x100	25	57	10.7	1.75	10
M12x120	40	57	10.7	1.75	10
M12x140	50	57	10.7	1.75	10
M12x160	80	57	10.7	1.75	10
M12x180	100	57	10.7	1.75	10
M12x200	100	57	10.7	1.75	10
M12x250	100	57	10.7	1.75	10
M12x300	150	100	10.7	1.75	10

Article groups

Thread	Material	Code	Page
M/WST	St.st. A2	17576	5-43
M/WST	St.st. A4	55282	5-44

17576 **Dowel screw with hexagonal shank, Stainless steel / Stokeind met zeskant, RVS / Vis à double filetage avec section hexagonale, inox** **F11C**

Thread Metric thread and wood screw thread
Material Stainless steel A2



RoHS

d_1 x L	✉	Art.number	d_1 x L	✉	Art.number	d_1 x L	✉	Art.number
M6X60	100	17576.060.060	M10X60	100	17576.100.060	M10X250	50	17576.100.250
			M10X80	100	17576.100.080			
M8X60	100	17576.080.060	M10X100	50	17576.100.100	M12X100*	50	17576.120.100
M8X80	100	17576.080.080	M10X120	50	17576.100.120	M12X120*	50	17576.120.120
M8X100	50	17576.080.100	M10X140	50	17576.100.140	M12X140*	50	17576.120.140
M8X110*	100	17576.080.110	M10X150*	50	17576.100.150	M12X160*	50	17576.120.160
M8X120	50	17576.080.120	M10X160*	50	17576.100.160	M12X180*	50	17576.120.180
M8X130*	100	17576.080.130	M10X180*	50	17576.100.180	M12X200*	50	17576.120.200
M8X140	100	17576.080.140	M10X200	50	17576.100.200	M12X250*	50	17576.120.250
			M10X220*	50	17576.100.220	M12X300*	50	17576.120.300

17576	Dowel screw with hexagonal shank, Stainless steel / Stokeind met zeskant, RVS / Vis à double filetage avec section hexagonale, inox	←

- Dowel screws with diameter M6 are without hexagon.

55282	Dowel screw with hexagonal shank, Stainless steel / Stokeind met zeskant, RVS / Vis à double filetage avec section hexagonale, inox	R43A

Thread Metric thread and wood screw thread
Material Stainless steel A4



d_1 x L	✉	Art.number	d_1 x L	✉	Art.number	d_1 x L	✉	Art.number
M8X50*	100	55282.080.050	M8X120*	100	55282.080.120	M10X90*	100	55282.100.090
M8X60*	100	55282.080.060				M10X100	100	55282.100.100
M8X80	100	55282.080.080	M10X60*	100	55282.100.060	M10X120*	100	55282.100.120
M8X90*	100	55282.080.090	M10X80	100	55282.100.080	M10X140*	50	55282.100.140
M8X100*	100	55282.080.100						

5

Curlhook, Stainless steel

Krulhaak, RVS / Crochet de boucle, inox

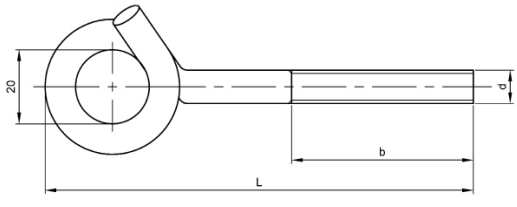



Technical Data

d	b
M10	45

17596	Curlhook, Stainless steel / Krulhaak, RVS / Crochet de boucle, inox	F11C

Material Stainless steel A2



d x L	✉	Art.number
M10X120MM	10	17596.100.120

Safety swing hook with 3 hexagon nuts

Veiligheidsschommelhaak met 3 moeren / Crochet de balançoire de sûreté

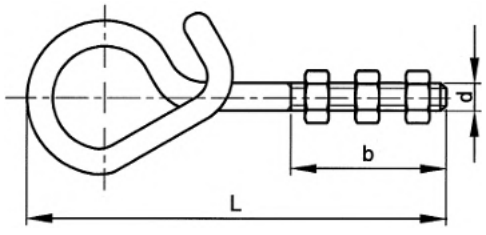

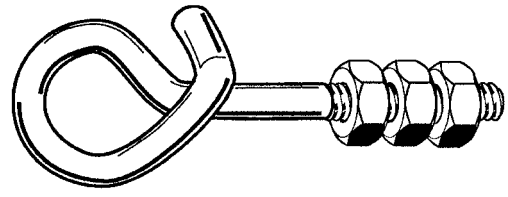

Technical Data

d	P
M12	1.75

17445 Safety swing hook with 3 hexagon nuts / Veiligheidsschommelhaak met 3 moeren / Crochet de balançoire de sûreté **F11B**

Thread Metric thread
Material Steel
Surface treatment Zinc plated

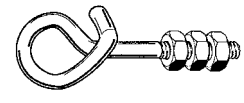

d x L x b	✉	Art.number	d x L x b	✉	Art.number	d x L x b	✉	Art.number
M12X140X65	10	17445.120.140	M12X180X80	10	17445.120.180	M12X250X160	10	17445.120.250
M12X160X80	10	17445.120.160						

Safety swing hook with wood screw thread

Veiligheidsschommelhaak met houtschroefdraad / Crochet de balançoire de sûreté non-métrique

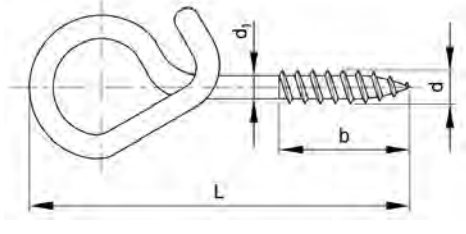

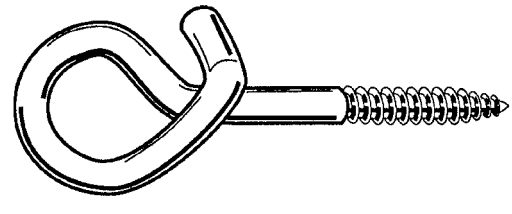

Technical Data

d	b	d_1
10	45	9.5
11.8	55	11.5

Assembly data

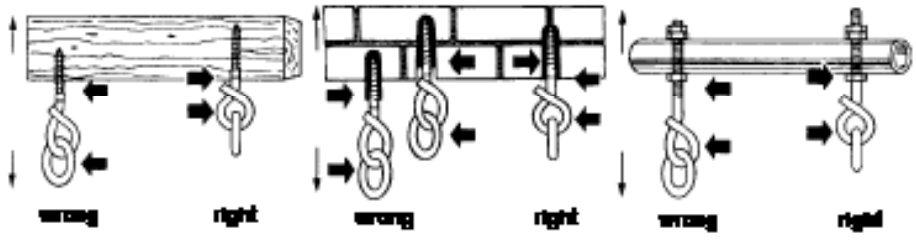

- Safety swing hooks must be screwed in sufficiently so that the threaded shank is completely invisible.
- Safety swing hooks must be transversely assembled to the swing direction (this causes the ring to roll and not to slide, consequently reducing wear to minimum)
- Safety swing hooks and ring must be greased regularly!
- Extensive assembly data in each packaging of safety swing hooks

17443	Safety swing hook with wood screw thread / Veiligheidsschommelhaak met houtschroefdraad / Crochet de balançoire de sûreté non-métrique	F11B

Material Steel
Surface treatment Zinc plated

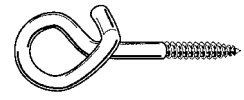

d x L	✉	Art.number	d x L	✉	Art.number	d x L	✉	Art.number
10X125MM	10	17443.100.125	10X160MM	10	17443.100.160	11,8X140MM	10	17443.120.140
10X140MM	10	17443.100.140				11,8X160MM	10	17443.120.160

Welded ring for safety swing hooks

Dichtgelaste ring voor veiligheidsschommelhaken / Anneau soudé

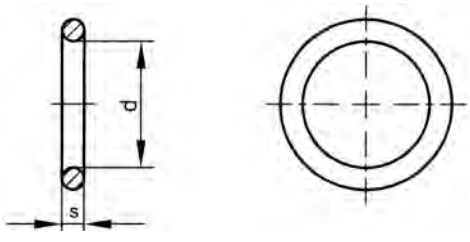



17447	Welded ring for safety swing hooks / Dichtgelaste ring voor veiligheidsschommelhaken / Anneau soudé	F11B

Material Steel
Surface treatment Zinc plated



s x d	✉	Art.number
9X45MM	10	17447.090.045

Gate hook with 2 screw eyes

Windhaak met 2 schroefogen / Crochet de contrevent

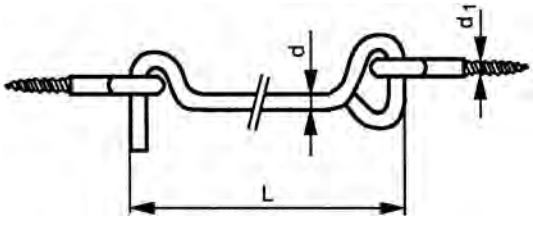



Technical Data

L	d	d_1	L	d	d_1
100	4.4	4	200	5.25	4.75
160	5.25	4.75	250	6	5.25

17571	Gate hook with 2 screw eyes / Windhaak met 2 schroefogen / Crochet de contrevent	F11C

Material Stainless steel A2



L	✉	Art.number	L	✉	Art.number	L	✉	Art.number
100MM	50	17571.040.100	200MM	25	17571.052.200	250MM	25	17571.060.250
160MM	25	17571.052.160						

S-hook

S-haak / Crochet en S

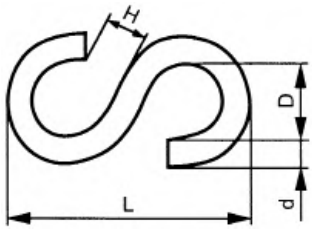



Technical Data

No.	d	D	H
30	3	7	3.5
35	3.45	9	4
40	4	11	5
45	4	12	5
50	5	14	5.5

No.	d	D	H
55	6	15	6
60	6	16	7
70	7	20	7.5
80	8.4	23	8.5

17380 S-hook / S-haak / Crochet en S **F11B**

Material Steel
Surface treatment Zinc plated



No.(L)	✉	Art.number	No.(L)	✉	Art.number	No.(L)	✉	Art.number
NO.30 (25MM)	100	17380.000.030	NO.45 (40MM)	100	17380.000.045	NO.60 (55MM)	100	17380.000.060
NO.35 (30MM)	100	17380.000.035	NO.50 (45MM)	100	17380.000.050	NO.70 (65MM)	50	17380.000.070
NO.40 (35MM)	100	17380.000.040	NO.55 (50MM)	100	17380.000.055	NO.80 (75MM)	50	17380.000.080

U-bolt type A

U-beugel type A / Étrier en U type A

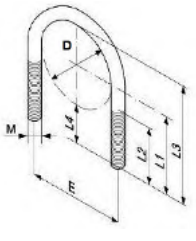

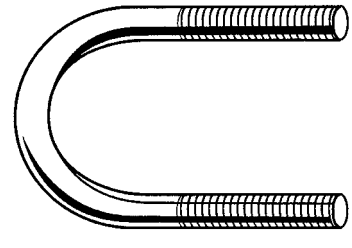

Technical Data

M x E x D (For pipe ø)	L_1	L_2	L_3	L_4
M5X28X22(1/2)	26	21	37	15
M6X25X18(3/8)	24	18	33	15
M6X29X22(1/2)	26	20	37	15
M6X34X27(3/4)	29	22	42	15
M6X41X34(1)	32	26	49	15
M6X50X42(1.1/4)	41	27	62	20
M6X56X48(1.1/2)	44	27	68	20
M6X69X60(2)	55	32	85	25
M6X85X76(2.1/2)	63	32	101	25
M6X98X89(3)	70	32	114	25
M6X123X114(4)	87	37	144	30
M8X31X22(1/2)	26	18	37	15
M8X36X27(3/4)	29	20	42	15
M8X43X34(1)	32	24	49	15
M8X52X42(1.1/4)	41	29	62	20
M8X58X48(1.1/2)	44	29	68	20
M8X71X60(2)	55	34	85	25
M8X87X76(2.1/2)	63	34	101	25
M8X100X89(3)	70	34	114	25
M8X113X102(3.1/2)	81	39	132	30

FABORY

Technical Data

M x E x D (For pipe ø)	L_1	L_2	L_3	L_4
M8X125X114(4)	87	39	144	30
M8X152X140(5)	100	39	170	30
M10X38X27(3/4)	29	18	42	15
M10X45X34(1)	32	22	49	15
M10X54X42(1.1/4)	41	31	62	20
M10X60X48(1.1/2)	44	31	68	20
M10X73X60(2)	55	36	85	25
M10X89X76(2.1/2)	63	36	101	25
M10X102X89(3)	70	36	114	25
M10X115X102(3.1/2)	81	41	132	30
M10X127X114(4)	87	41	144	30
M10X154X140(5)	100	41	170	30
M10X182X168(6)	119	46	203	35
M10X233X219(8)	150	51	259	40
M12X75X60(2)	55	38	85	25
M12X91X76(2.1/2)	63	38	101	25
M12X104X89(3)	70	38	114	25
M12X117X102(3.1/2)	81	43	132	30
M12X129X114(4)	87	43	144	30
M12X156X140(5)	100	43	170	30
M12X184X168(6)	119	48	203	35
M12X235X219(8)	150	53	259	40
M12X289X273(10)	177	53	313	40
M12X341X324(12)	202	53	364	40
M16X133X114(4)	87	48	144	30
M16X160X140(5)	100	48	170	30
M16X188X168(6)	119	53	203	35
M16X239X219(8)	150	58	259	40
M16X293X273(10)	177	58	313	40
M16X345X324(12)	202	58	364	40
M20X218X194(7)	137	62	234	40
M20X243X219(8)	150	62	259	40
M20X297X273(10)	177	62	313	40
M20X349X324(12)	202	62	364	40
M24X353X324(12)	202	66	364	40

Article groups

Thread	Material	Surface treatment	Code	Page
M	St.	ZPL	17260	5-48
M	St.st. A2		17261	5-49
M	St.st. A4		17262	5-49

17260 **U-bolt type A / U-beugel type A / Étrier en U type A** **F11B**

Thread Metric thread
Material Steel
Surface treatment Zinc plated

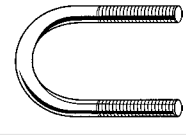

M x E x D (For pipe ø)	✉	Art.number	M x E x D (For pipe ø)	✉	Art.number	M x E x D (For pipe ø)	✉	Art.number
M5X28X22(1/2)	1	17260.050.028	M8X100X89(3)	1	17260.080.100	M12X104X89(3)	1	17260.120.104
			M8X113X102(3.1/2)	1	17260.080.113	M12X117X102(3.1/2)	1	17260.120.117
M6X25X18(3/8)	1	17260.060.025	M8X125X114(4)	1	17260.080.125	M12X129X114(4)	1	17260.120.129
M6X29X22(1/2)	1	17260.060.029	M8X152X140(5)	1	17260.080.152	M12X156X140(5)	1	17260.120.156
M6X34X27(3/4)	1	17260.060.034				M12X184X168(6)	1	17260.120.184
M6X41X34(1)	1	17260.060.041	M10X38X27(3/4)	1	17260.100.038	M12X235X219(8)	1	17260.120.235
M6X50X42(1.1/4)	1	17260.060.050	M10X45X34(1)	1	17260.100.045	M12X289X273(10)	1	17260.120.289
M6X56X48(1.1/2)	1	17260.060.056	M10X54X42(1.1/4)	1	17260.100.054	M12X341X324(12)	1	17260.120.341
M6X69X60(2)	1	17260.060.069	M10X60X48(1.1/2)	1	17260.100.060			
M6X85X76(2.1/2)	1	17260.060.085	M10X73X60(2)	1	17260.100.073	M16X133X114(4)	1	17260.160.133
M6X98X89(3)	1	17260.060.098	M10X89X76(2.1/2)	1	17260.100.089	M16X160X140(5)	1	17260.160.160
M6X123X114(4)	1	17260.060.123	M10X102X89(3)	1	17260.100.102	M16X188X168(6)	1	17260.160.188
			M10X115X102(3.1/2)	1	17260.100.115	M16X239X219(8)	1	17260.160.239
M8X31X22(1/2)	1	17260.080.031	M10X127X114(4)	1	17260.100.127	M16X293X273(10)	1	17260.160.293
M8X36X27(3/4)	1	17260.080.036	M10X154X140(5)	1	17260.100.154	M16X345X324(12)	1	17260.160.345
M8X43X34(1)	1	17260.080.043	M10X182X168(6)	1	17260.100.182			
M8X52X42(1.1/4)	1	17260.080.052	M10X233X219(8)	1	17260.100.233	M20X218X194(7)	1	17260.200.218
M8X58X48(1.1/2)	1	17260.080.058				M20X243X219(8)	1	17260.200.243
M8X71X60(2)	1	17260.080.071	M12X75X60(2)	1	17260.120.075	M20X297X273(10)	1	17260.200.297
M8X87X76(2.1/2)	1	17260.080.087	M12X91X76(2.1/2)	1	17260.120.091	M20X349X324(12)	1	17260.200.349

17260 U-bolt type A / U-beugel type A / Étrier en U type A

M x E x D (For pipe ø)	✉	Art.number	M x E x D (For pipe ø)	✉	Art.number
			M24X353X324(12)	1	17260.240.353

17261 U-bolt type A / U-beugel type A / Étrier en U type A F11C

Thread Metric thread
Material Stainless steel A2

RoHS

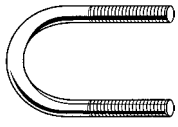

M x E x D (For pipe ø)	✉	Art.number	M x E x D (For pipe ø)	✉	Art.number	M x E x D (For pipe ø)	✉	Art.number
M6X25X18(3/8)	1	17261.060.025	M8X125X114(4)	1	17261.080.125	M12X129X114(4)	1	17261.120.129
M6X29X22(1/2)	1	17261.060.029	M8X152X140(5)	1	17261.080.152	M12X156X140(5)	1	17261.120.156
M6X34X27(3/4)	1	17261.060.034				M12X184X168(6)	1	17261.120.184
M6X41X34(1)	1	17261.060.041	M10X38X27(3/4)	1	17261.100.038	M12X235X219(8)	1	17261.120.235
M6X50X42(1.1/4)	1	17261.060.050	M10X45X34(1)	1	17261.100.045	M12X289X273(10)	1	17261.120.289
M6X56X48(1.1/2)	1	17261.060.056	M10X54X42(1.1/4)	1	17261.100.054	M12X341X324(12)	1	17261.120.341
M6X69X60(2)	1	17261.060.069	M10X60X48(1.1/2)	1	17261.100.060			
M6X85X76(2.1/2)	1	17261.060.085	M10X73X60(2)	1	17261.100.073	M16X133X114(4)	1	17261.160.133
M6X98X89(3)	1	17261.060.098	M10X89X76(2.1/2)	1	17261.100.089	M16X160X140(5)	1	17261.160.160
M6X123X114(4)	1	17261.060.123	M10X102X89(3)	1	17261.100.102	M16X188X168(6)	1	17261.160.188
			M10X115X102(3.1/2)	1	17261.100.115	M16X239X219(8)	1	17261.160.239
M8X31X22(1/2)	1	17261.080.031	M10X127X114(4)	1	17261.100.127	M16X293X273(10)	1	17261.160.293
M8X36X27(3/4)	1	17261.080.036	M10X154X140(5)	1	17261.100.154	M16X345X324(12)	1	17261.160.345
M8X43X34(1)	1	17261.080.043	M10X182X168(6)	1	17261.100.182			
M8X52X42(1.1/4)	1	17261.080.052	M10X233X219(8)	1	17261.100.233	M20X218X194(7)	1	17261.200.218
M8X58X48(1.1/2)	1	17261.080.058				M20X243X219(8)	1	17261.200.243
M8X71X60(2)	1	17261.080.071	M12X75X60(2)	1	17261.120.075	M20X297X273(10)	1	17261.200.297
M8X87X76(2.1/2)	1	17261.080.087	M12X91X76(2.1/2)	1	17261.120.091	M20X349X324(12)	1	17261.200.349
M8X100X89(3)	1	17261.080.100	M12X104X89(3)	1	17261.120.104			
M8X113X102(3.1/2)	1	17261.080.113	M12X117X102(3.1/2)	1	17261.120.117	M24X353X324(12)	1	17261.240.353

17262 U-bolt type A / U-beugel type A / Étrier en U type A F11C

Thread Metric thread
Material Stainless steel A4

RoHS

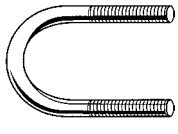

M x E x D (For pipe ø)	✉	Art.number	M x E x D (For pipe ø)	✉	Art.number	M x E x D (For pipe ø)	✉	Art.number
M6X25X18(3/8)	1	17262.060.025	M8X125X114(4)	1	17262.080.125	M12X129X114(4)	1	17262.120.129
M6X29X22(1/2)	1	17262.060.029	M8X152X140(5)	1	17262.080.152	M12X156X140(5)	1	17262.120.156
M6X34X27(3/4)	1	17262.060.034				M12X184X168(6)	1	17262.120.184
M6X41X34(1)	1	17262.060.041	M10X38X27(3/4)	1	17262.100.038	M12X235X219(8)	1	17262.120.235
M6X50X42(1.1/4)	1	17262.060.050	M10X45X34(1)	1	17262.100.045	M12X289X273(10)	1	17262.120.289
M6X56X48(1.1/2)	1	17262.060.056	M10X54X42(1.1/4)	1	17262.100.054	M12X341X324(12)	1	17262.120.341
M6X69X60(2)	1	17262.060.069	M10X60X48(1.1/2)	1	17262.100.060			
M6X85X76(2.1/2)	1	17262.060.085	M10X73X60(2)	1	17262.100.073	M16X133X114(4)	1	17262.160.133
M6X98X89(3)	1	17262.060.098	M10X89X76(2.1/2)	1	17262.100.089	M16X160X140(5)	1	17262.160.160
M6X123X114(4)	1	17262.060.123	M10X102X89(3)	1	17262.100.102	M16X188X168(6)	1	17262.160.188
			M10X115X102(3.1/2)	1	17262.100.115	M16X239X219(8)	1	17262.160.239
M8X31X22(1/2)	1	17262.080.031	M10X127X114(4)	1	17262.100.127	M16X293X273(10)	1	17262.160.293
M8X36X27(3/4)	1	17262.080.036	M10X154X140(5)	1	17262.100.154	M16X345X324(12)	1	17262.160.345
M8X43X34(1)	1	17262.080.043	M10X182X168(6)	1	17262.100.182			
M8X52X42(1.1/4)	1	17262.080.052	M10X233X219(8)	1	17262.100.233	M20X218X194(7)	1	17262.200.218
M8X58X48(1.1/2)	1	17262.080.058				M20X243X219(8)	1	17262.200.243
M8X71X60(2)	1	17262.080.071	M12X75X60(2)	1	17262.120.075	M20X297X273(10)	1	17262.200.297
M8X87X76(2.1/2)	1	17262.080.087	M12X91X76(2.1/2)	1	17262.120.091	M20X349X324(12)	1	17262.200.349
M8X100X89(3)	1	17262.080.100	M12X104X89(3)	1	17262.120.104			
M8X113X102(3.1/2)	1	17262.080.113	M12X117X102(3.1/2)	1	17262.120.117	M24X353X324(12)	1	17262.240.353

5

FABORY

U-bolt type B

U-beugel type B / Étrier en U type B

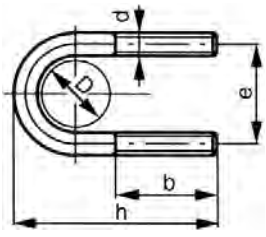

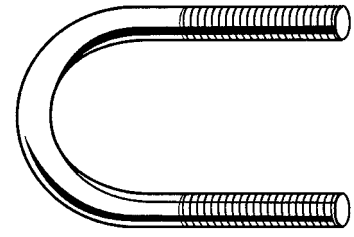

Technical Data

d x h	b	D (nom. inch)	D (nom. mm)	e
M6x42	20	1/2	22	29
M6x53	25	3/4	27	34
M6x61	30	1 Inch	34	41
M8x42	20	1/2	22	29
M8x61	30	1 Inch	34	44
M8x65	25	1 Inch	35	48
M8x71	30	3/4	27	36
M8x74	35	1.1/4	42	52
M8x85	40	1.1/2	48	57
M8x99	40	2 Inch	60	71
M10x85	40	1.1/2	48	59
M10x99	40	2 Inch	60	73
M10x112	40	2.1/2	76	89
M12x124	50	3 Inch	89	102
M12x155	50	4 Inch	117	126
M16x140	-	-	-	-
M16x184	60	5 Inch	140	160
M16x209	60	6 Inch	168	186
M16x216	-	-	-	-
M16x266	60	8 Inch	216	240

Article groups

Thread	Material	Surface treatment	Code	Page
M	St.	ZPL	17243	5-50
M	St.st. A2		17567	5-50

17243 **U-Bolt type B / U-Beugel type B / Étrier en U type B** **F11B**

Thread Metric thread
Material Steel
Surface treatment Zinc plated

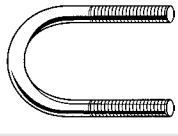

d x h x e x b	✉	Art.number	d x h x e x b	✉	Art.number	d x h x e x b	✉	Art.number
M6X42X29X20	50	17243.060.029	M8X85X57X40	50	17243.080.057	M12X124X102X50	10	17243.120.102
M6X53X34X25	50	17243.060.034				M12X155X126X50	10	17243.120.126
M6X61X41X30	50	17243.060.041	M10X85X59X40	25	17243.100.059			
			M10X99X73X40	25	17243.100.073	M16X184X160X60	3	17243.160.160
M8X71X36X30	50	17243.080.036	M10X112X89X40	25	17243.100.089	M16X209X186X60	3	17243.160.186
M8X61X44X30	50	17243.080.044				M16X266X240X60	2	17243.160.240
M8X74X52X35	50	17243.080.052						

17567 **U-Bolt type B / U-Beugel type B / Étrier en U type B** **F11C**

Thread Metric thread
Material Stainless steel A2

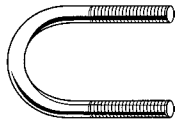

d x h x e x b	✉	Art.number	d x h x e x b	✉	Art.number	d x h x e x b	✉	Art.number
M6X42X29X20	25	17567.060.029	M8X61X44X30	25	17567.080.044	M8X85X57X40	25	17567.080.057
M6X53X34X25	25	17567.060.034	M8X74X52X35	25	17567.080.052	M8X99X71X40	25	17567.080.073

U-bolt, round, with 2 nuts

U-beugel, rond, met 2 moeren / Étrier en U, rond, avec 2 écrous

ASME B18.31.5

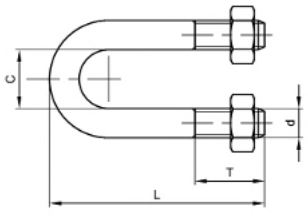



Technical Data

Pipe size - d x L x C	T	TPI
1/4 - 1/4X1.1/4X9/16	3/4	20
3/8 - 1/4X1.1/4X3/4	5/8	20
3/8 - 1/4X2.1/4X3/4	1.1/2	20
1/2 - 1/4X1.3/4X1	1 Inch	20
1/2 - 1/4X3.3/4X1	1.1/4	20
1/2 - 5/16X2.3/16X1	1.3/8	18
1/2 - 3/8X2.1/4X1	1.1/4	16
3/4 - 1/4X2X1.1/8	1 Inch	20
3/4 - 1/4X2.1/4X1.1/4	1.1/4	20
3/4 - 1/4X3.1/8X1.1/8	1.1/2	20
3/4 - 5/16X2.3/16X1.1/8	1 Inch	18
3/4 - 3/8X2.1/4X1.1/4	1.1/4	16
1 Inch - 1/4X2.3/4X1.1/2	1.3/8	20
1 Inch - 1/4X4X1.3/8	2.3/8	20
1 Inch - 3/8X2.1/2X1.1/2	1.1/4	16
1 Inch - 5/16X2.3/16X1.3/8	1 Inch	18
1 Inch - 5/16X2.3/16X1.1/2	1 Inch	18
1 Inch - 5/16X3.5/8X1.3/8	2 Inch	18
1.1/4 - 1/4X3X1.3/4	1.3/8	20
1.1/4 - 5/16X2.11/16X1.3/4	1.1/8	18
1.1/4 - 5/16X4.1/2X1.3/4	2 Inch	18
1.1/4 - 3/8X2.3/4X1.3/4	1.1/8	16
1.1/2 - 1/4X3.1/4X2	1.3/8	20
1.1/2 - 5/16X2.11/16X2	1 Inch	18
1.1/2 - 5/16X4.3/4X2	3 Inch	18
1.1/2 - 3/8X2.5/8X2	1.1/4	16
2 Inch - 5/16X3.3/16X2.1/2	1 Inch	18
2 Inch - 5/16X5.5/8X2.1/2	3 Inch	18
2 Inch - 3/8X3.1/8X2.1/2	1.1/4	16
2.1/2 - 5/16X3.11/16X3	1 Inch	18
2.1/2 - 3/8X3.5/8X3	1.1/4	16
2.1/2 - 3/8X6.5/8X3	3 Inch	16
2.1/2 - 1/2X4.1/2X3	1.5/8	13
3 Inch - 3/8X4.1/8X3.1/2	1.1/4	16
3 Inch - 1/2X5X3.1/2	1.1/2	13
3 Inch - 1/2X8.1/2X3.1/2	3 Inch	13
3.1/2 - 1/2X5.1/2X4	1.1/2	13
4 Inch - 1/2X6X4.1/2	1.1/2	13
5 Inch - 1/2X7.1/4X5.5/8	2 Inch	13
6 Inch - 1/2X8.3/8X6.3/4	2 Inch	13
8 Inch - 1/2X10.3/8X8.3/4	2 Inch	13
10 Inch - 3/4X13.13/16X10.7/8	4 Inch	10
12 Inch - 7/8X16.1/16X12.7/8	4.1/4	9
14 Inch - 7/8X17.5/16X14.1/8	4.1/4	9
16 Inch - 7/8X19.5/16X16.1/8	4.1/4	9

Article groups

Thread	Material	Surface treatment	Code	Page
UNC	St. SAE	Black Oxide	U17242	5-52
UNC	St. SAE	ZPL	U17243	5-52
UNC	St. SAE	HDG	U17244	5-52
UNC	St.st. AISI 304		U17567	5-53

U17242 U-bolt, round, with 2 nuts / U-beugel, rond, met 2 moeren / Étrier en U, rond, avec 2 écrous — X02A

Thread Unified National Coarse
Material Carbon steel SAE
Surface treatment Black Oxide



d x L x C	✉	Art.number	d x L x C	✉	Art.number	d x L x C	✉	Art.number
1/4X1.1/4X3/4*	10	U17242.025.0037	5/16X2.11/16X1.3/4*	1	U17242.031.0125	3/8X3.5/8X3*	1	U17242.037.0250
1/4X2.1/4X3/4*	10	U17242.025.0038	5/16X2.11/16X2*	1	U17242.031.0150	3/8X4.1/8X3.1/2*	1	U17242.037.0300
1/4X1.3/4X1*	10	U17242.025.0050	5/16X3.3/16X2.1/2*	1	U17242.031.0200			
1/4X2X1.1/8*	10	U17242.025.0075	5/16X3.11/16X3*	1	U17242.031.0250	1/2X4.1/2X3*	1	U17242.050.0250
1/4X2.3/4X1.1/2*	10	U17242.025.0100				1/2X5X3.1/2*	1	U17242.050.0300
1/4X3X1.3/4*	1	U17242.025.0125	3/8X2.1/4X1*	10	U17242.037.0050	1/2X5.1/2X4*	1	U17242.050.0350
1/4X3.1/4X2*	1	U17242.025.0150	3/8X2.1/4X1.1/4*	10	U17242.037.0075	1/2X6X4.1/2*	1	U17242.050.0400
			3/8X2.1/2X1.1/2*	10	U17242.037.0100	1/2X7.1/4X5.5/8*	1	U17242.050.0500
5/16X2.3/16X1*	10	U17242.031.0050	3/8X2.3/4X1.3/4*	10	U17242.037.0125	1/2X8.3/8X6.3/4*	1	U17242.050.0600
5/16X2.3/16X1.1/2*	10	U17242.031.0100	3/8X2.5/8X2*	10	U17242.037.0150	1/2X10.3/8X8.3/4*	1	U17242.050.0800
5/16X2.3/16X1.3/8*	10	U17242.031.0101	3/8X3.1/8X2.1/2*	10	U17242.037.0200			

U17243 U-bolt, round, with 2 nuts / U-beugel, rond, met 2 moeren / Étrier en U, rond, avec 2 écrous — X02A

Thread Unified National Coarse
Material Carbon steel SAE
Surface treatment Zinc plated



d x L x C	✉	Art.number	d x L x C	✉	Art.number	d x L x C	✉	Art.number
1/4X1.1/4X9/16*	10	U17243.025.0025	5/16X2.3/16X1.3/8*	10	U17243.031.0101	3/8X2.3/4X1.3/4*	10	U17243.037.0125
1/4X1.1/4X3/4*	10	U17243.025.0037	5/16X3.5/8X1.3/8*	1	U17243.031.0102	3/8X2.5/8X2*	10	U17243.037.0150
1/4X2.1/4X3/4*	10	U17243.025.0038	5/16X2.11/16X1.3/4*	1	U17243.031.0125	3/8X3.1/8X2.1/2*	10	U17243.037.0200
1/4X1.3/4X1*	10	U17243.025.0050	5/16X4.1/2X1.3/4*	1	U17243.031.0126	3/8X3.5/8X3*	1	U17243.037.0250
1/4X2X1.1/8*	10	U17243.025.0075	5/16X2.11/16X2*	1	U17243.031.0150	3/8X4.1/8X3.1/2*	1	U17243.037.0300
1/4X2.1/4X1.1/4*	10	U17243.025.0077	5/16X4.3/4X2*	1	U17243.031.0151			
1/4X2.3/4X1.1/2*	10	U17243.025.0100	5/16X3.3/16X2.1/2*	1	U17243.031.0200	1/2X4.1/2X3*	1	U17243.050.0250
1/4X4X1.3/8*	1	U17243.025.0101	5/16X5.5/8X2.1/2*	1	U17243.031.0201	1/2X5X3.1/2*	1	U17243.050.0300
1/4X3X1.3/4*	1	U17243.025.0125	5/16X3.11/16X3*	1	U17243.031.0250	1/2X5.1/2X4*	1	U17243.050.0350
1/4X3.1/4X2*	1	U17243.025.0150				1/2X6X4.1/2*	1	U17243.050.0400
			3/8X2.1/4X1*	10	U17243.037.0050	1/2X7.1/4X5.5/8*	1	U17243.050.0500
5/16X2.3/16X1*	10	U17243.031.0050	3/8X2.1/4X1.1/4*	10	U17243.037.0075	1/2X8.3/8X6.3/4*	1	U17243.050.0600
5/16X2.3/16X1.1/2*	10	U17243.031.0100	3/8X2.1/2X1.1/2*	10	U17243.037.0100	1/2X10.3/8X8.3/4*	1	U17243.050.0800

U17244 U-bolt, round, with 2 nuts / U-beugel, rond, met 2 moeren / Étrier en U, rond, avec 2 écrous — X02A

Thread Unified National Coarse
Material Carbon steel SAE
Surface treatment Hot dip galvanized



d x L x C	✉	Art.number	d x L x C	✉	Art.number	d x L x C	✉	Art.number
1/4X1.1/4X9/16*	10	U17244.025.0025	5/16X2.11/16X1.3/4*	10	U17244.031.0125	3/8X4.1/8X3.1/2*	10	U17244.037.0300
1/4X1.1/4X3/4*	10	U17244.025.0037	5/16X4.1/2X1.3/4*	10	U17244.031.0126			
1/4X2.1/4X3/4*	10	U17244.025.0038	5/16X2.11/16X2*	10	U17244.031.0150	1/2X4.1/2X3*	5	U17244.050.0250
1/4X1.3/4X1*	10	U17244.025.0050	5/16X4.3/4X2*	10	U17244.031.0151	1/2X5X3.1/2*	5	U17244.050.0300
1/4X3.3/4X1*	10	U17244.025.0051	5/16X3.3/16X2.1/2*	10	U17244.031.0200	1/2X8.1/2X3.1/2*	5	U17244.050.0301
1/4X2X1.1/8*	10	U17244.025.0075	5/16X5.5/8X2.1/2*	10	U17244.031.0201	1/2X5.1/2X4*	5	U17244.050.0350
1/4X3.1/8X1.1/8*	10	U17244.025.0076	5/16X3.11/16X3*	10	U17244.031.0250	1/2X6X4.1/2*	5	U17244.050.0400
1/4X2.1/4X1.1/4*	10	U17244.025.0077				1/2X7.1/4X5.5/8*	5	U17244.050.0500
1/4X2.3/4X1.1/2*	10	U17244.025.0100	3/8X2.1/4X1*	10	U17244.037.0050	1/2X8.3/8X6.3/4*	5	U17244.050.0600
1/4X3X1.3/4*	10	U17244.025.0125	3/8X2.1/4X1.1/4*	10	U17244.037.0075	1/2X10.3/8X8.3/4*	5	U17244.050.0800
1/4X3.1/4X2*	10	U17244.025.0150	3/8X2.1/2X1.1/2*	10	U17244.037.0100			
			3/8X2.3/4X1.3/4*	10	U17244.037.0125	3/4X13.13/16X10.7/8*	2	U17244.075.1000
5/16X2.3/16X1.1/8*	10	U17244.031.0075	3/8X2.5/8X2*	10	U17244.037.0150			
5/16X2.3/16X1.1/2*	10	U17244.031.0100	3/8X3.1/8X2.1/2*	10	U17244.037.0200	7/8X16.1/16X12.7/8*	1	U17244.087.1200
5/16X2.3/16X1.3/8*	10	U17244.031.0101	3/8X3.5/8X3*	10	U17244.037.0250	7/8X17.5/16X14.1/8*	1	U17244.087.1400
5/16X3.5/8X1.3/8*	10	U17244.031.0102	3/8X6.5/8X3*	10	U17244.037.0251	7/8X19.5/16X16.1/8*	1	U17244.087.1600

U17567 **U-bolt, round, with 2 nuts / U-beugel, rond, met 2 moeren / Étrier en U, rond, avec 2 écrous** **X02A**

Thread Unified National Coarse
Material Stainless steel AISI 304



d x L x C	✉	Art.number	d x L x C	✉	Art.number	d x L x C	✉	Art.number
1/4X1.1/4X9/16*	10	U17567.025.0025	5/16X2.3/16X1.3/8*	10	U17567.031.0101	3/8X2.5/8X2*	10	U17567.037.0150
1/4X1.1/4X3/4*	10	U17567.025.0037	5/16X3.5/8X1.3/8*	1	U17567.031.0102	3/8X3.1/8X2.1/2*	10	U17567.037.0200
1/4X2.1/4X3/4*	10	U17567.025.0038	5/16X2.11/16X1.3/4*	1	U17567.031.0125	3/8X3.5/8X3*	10	U17567.037.0250
1/4X1.3/4X1*	10	U17567.025.0050	5/16X2.11/16X2*	1	U17567.031.0150	3/8X4.1/8X3.1/2*	10	U17567.037.0300
1/4X2X1.1/8*	10	U17567.025.0075	5/16X4.3/4X2*	1	U17567.031.0151			
1/4X3.1/8X1.1/8*	1	U17567.025.0076	5/16X3.3/16X2.1/2*	1	U17567.031.0200	1/2X4.1/2X3*	1	U17567.050.0250
1/4X2.1/4X1.1/4*	1	U17567.025.0077	5/16X5.5/8X2.1/2*	1	U17567.031.0201	1/2X5X3.1/2*	1	U17567.050.0300
1/4X2.3/4X1.1/2*	1	U17567.025.0100	5/16X3.11/16X3*	1	U17567.031.0250	1/2X5.1/2X4*	1	U17567.050.0350
1/4X3X1.3/4*	1	U17567.025.0125				1/2X6X4.1/2*	1	U17567.050.0400
1/4X3.1/4X2*	1	U17567.025.0150	3/8X2.1/4X1*	10	U17567.037.0050	1/2X7.1/4X5.5/8*	1	U17567.050.0500
			3/8X2.1/4X1.1/4*	10	U17567.037.0075	1/2X8.3/8X6.3/4*	1	U17567.050.0600
5/16X2.3/16X1*	10	U17567.031.0050	3/8X2.1/2X1.1/2*	10	U17567.037.0100	1/2X10.3/8X8.3/4*	1	U17567.050.0800
5/16X2.3/16X1.1/2*	10	U17567.031.0100	3/8X2.3/4X1.3/4*	10	U17567.037.0125			

5

U-bolt long, round, with 4 nuts

U-beugel lang, rond, met 4 moeren / Étrier en U, longue, avec 4 écrous

ASME B18.31.5

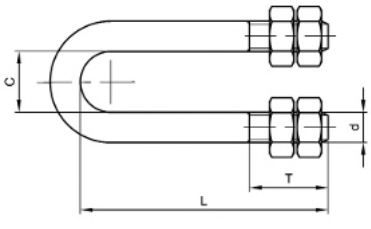

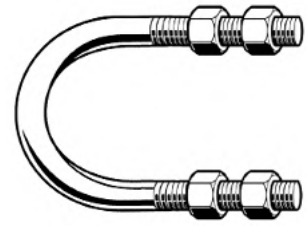

Technical Data

d x C	For pipe ø	T	TPI
3/8x15/16	1/2	2.3/8	16
1/4x7/8	1/2	2.1/2	20
1/4x1.1/8	3/4	2.1/2	20
3/8x1.1/8	3/4	2.3/8	16
1/4x1.3/8	1 Inch	2.1/2	20
3/8x1.3/8	1 Inch	2.3/8	16
3/8x1.11/16	1.1/4	2.3/8	16
3/8x2	1.1/2	2.1/2	16
3/8x2.7/16	2 Inch	2.1/2	16
1/2x2.15/16	2.1/2	3 Inch	13
1/2x3.9/16	3 Inch	3 Inch	13
1/2x4.1/16	3.1/2	3 Inch	13
1/2x4.9/16	4 Inch	3 Inch	13
1/2x5.5/8	5 Inch	3 Inch	13
5/8x6.3/4	6 Inch	3.3/4	11
5/8x8.3/4	8 Inch	3.3/4	11
3/4x10.7/8	10 Inch	4 Inch	10
7/8x12.7/8	12 Inch	4.1/4	9
7/8x14.1/8	14 Inch	4.1/4	9
7/8x16.1/8	16 Inch	4.1/4	9

Article groups

Thread	Material	Surface treatment	Code	Page
UNC	St. SAE	Plain	U17272	5-54
UNC	St. SAE	ZPL	U17273	5-54
UNC	St. SAE	HDG	U17274	5-54
UNC	St.st. AISI 304		U17277	5-54

FABORY

U17272 U-bolt long, round, with 4 nuts / U-beugel lang, rond, met 4 moeren / Étrier en U, longue, avec 4 écrous X02A

Thread Unified National Coarse
Material Carbon steel SAE
Surface treatment Plain



d x C x L	✉	Art.number	d x C x L	✉	Art.number	d x C x L	✉	Art.number
1/4X7/8x2.15/16*	5	U17272.025.0050	3/8X2x4*	5	U17272.037.0150			
1/4X1.1/8x3.3/16*	5	U17272.025.0075	3/8X2.7/16x4.7/16*	5	U17272.037.0200	5/8X6.3/4x9.1/2*	1	U17272.062.0600
1/4X1.3/8x3.7/16*	5	U17272.025.0100				5/8X8.3/4x11.1/8*	1	U17272.062.0800
			1/2X2.15/16x5.7/32*	5	U17272.050.0250			
3/8X15/16x3*	5	U17272.037.0050	1/2X3.9/16x5.3/4*	5	U17272.050.0300	3/4X10.7/8x13.13/16*	1	U17272.075.1000
3/8X1.1/8x3.5/16*	5	U17272.037.0075	1/2X4.1/16x6.1/4*	5	U17272.050.0350			
3/8X1.3/8x3.7/16*	5	U17272.037.0100	1/2X4.9/16x6.3/4*	5	U17272.050.0400	7/8X12.7/8x16.1/16*	1	U17272.087.1200
3/8X1.11/16x3.23/32*	5	U17272.037.0125	1/2X5.5/8x7.13/16*	5	U17272.050.0500	7/8X14.1/8x17.5/16*	1	U17272.087.1400

U17273 U-bolt long, round, with 4 nuts / U-beugel lang, rond, met 4 moeren / Étrier en U, longue, avec 4 écrous X02A

Thread Unified National Coarse
Material Carbon steel SAE
Surface treatment Zinc plated



d x C x L	✉	Art.number	d x C x L	✉	Art.number	d x C x L	✉	Art.number
1/4X7/8x2.15/16*	5	U17273.025.0050	3/8X2.7/16x4.7/16*	5	U17273.037.0200	5/8X8.3/4x11.1/8*	1	U17273.062.0800
1/4X1.1/8x3.3/16*	5	U17273.025.0075						
1/4X1.3/8x3.7/16*	5	U17273.025.0100	1/2X2.15/16x5.7/32*	5	U17273.050.0250	3/4X10.7/8x13.13/16*	1	U17273.075.1000
			1/2X3.9/16x5.3/4*	5	U17273.050.0300			
3/8X15/16x3*	5	U17273.037.0050	1/2X4.1/16x6.1/4*	5	U17273.050.0350	7/8X12.7/8x16.1/16*	1	U17273.087.1200
3/8X1.1/8x3.5/16*	5	U17273.037.0075	1/2X4.9/16x6.3/4*	5	U17273.050.0400	7/8X14.1/8x17.5/16*	1	U17273.087.1400
3/8X1.3/8x3.7/16*	5	U17273.037.0100	1/2X5.5/8x7.13/16*	5	U17273.050.0500	7/8X16.1/8x19.5/16*	1	U17273.087.1600
3/8X1.11/16x3.23/32*	5	U17273.037.0125						
3/8X2x4*	5	U17273.037.0150	5/8X6.3/4x9.1/2*	1	U17273.062.0600			

U17274 U-bolt long, round, with 4 nuts / U-beugel lang, rond, met 4 moeren / Étrier en U, longue, avec 4 écrous X02A

Thread Unified National Coarse
Material Carbon steel SAE
Surface treatment Hot dip galvanized



d x C x L	✉	Art.number	d x C x L	✉	Art.number	d x C x L	✉	Art.number
1/4X7/8x2.15/16*	1	U17274.025.0050	3/8X2.7/16x4.7/16*	1	U17274.037.0200	1/2X5.5/8x7.13/16*	1	U17274.050.0500
3/8X15/16x3*	1	U17274.037.0050	1/2X2.15/16x5.7/32*	1	U17274.050.0250	5/8X6.3/4x9.1/2*	1	U17274.062.0600
3/8X1.3/8x3.7/16*	1	U17274.037.0100	1/2X3.9/16x5.3/4*	1	U17274.050.0300	5/8X8.3/4x11.1/8*	1	U17274.062.0800
3/8X1.11/16x3.23/32*	1	U17274.037.0125	1/2X4.1/16x6.1/4*	1	U17274.050.0350			
3/8X2x4*	1	U17274.037.0150	1/2X4.9/16x6.3/4*	1	U17274.050.0400			

U17277 U-bolt long, round, with 4 nuts / U-beugel lang, rond, met 4 moeren / Étrier en U, longue, avec 4 écrous X02A

Thread Unified National Coarse
Material Stainless steel AISI 304



d x C x L	✉	Art.number	d x C x L	✉	Art.number	d x C x L	✉	Art.number
1/4X7/8x2.15/16*	1	U17277.025.0050	3/8X2x4*	1	U17277.037.0150			
1/4X1.1/8x3.3/16*	1	U17277.025.0075	3/8X2.7/16x4.7/16*	1	U17277.037.0200	5/8X6.3/4x9.1/2*	1	U17277.062.0600
1/4X1.3/8x3.7/16*	1	U17277.025.0100				5/8X8.3/4x11.1/8*	1	U17277.062.0800
			1/2X2.15/16x5.7/32*	1	U17277.050.0250			
3/8X15/16x3*	1	U17277.037.0050	1/2X3.9/16x5.3/4*	1	U17277.050.0300	3/4X10.7/8x13.13/16*	1	U17277.075.1000
3/8X1.1/8x3.5/16*	1	U17277.037.0075	1/2X4.1/16x6.1/4*	1	U17277.050.0350			
3/8X1.3/8x3.7/16*	1	U17277.037.0100	1/2X4.9/16x6.3/4*	1	U17277.050.0400	7/8X12.7/8x16.1/16*	1	U17277.087.1200
3/8X1.11/16x3.23/32*	1	U17277.037.0125	1/2X5.5/8x7.13/16*	1	U17277.050.0500	7/8X14.1/8x17.5/16*	1	U17277.087.1400

U-bolt square bend, with 2 nuts and 2 washers

U-beugel, rechthoekig, met 2 moeren en 2 ringen / Étrier en U, rectangulaire, avec 2 écrous et 2 rondelles

ASME B18.31.5

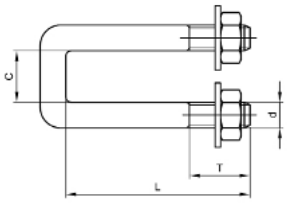

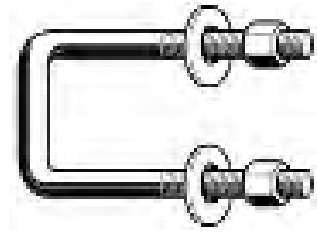

Technical Data

d x C x T	C	T	TPI
5/16x2x1.1/2	2 Inch	1.1/2	18
5/16x2x3	2 Inch	3 Inch	18
3/8x2x1.1/2	2 Inch	1.1/2	16
3/8x4x1.1/2	4 Inch	1.1/2	16
3/8x2x3	2 Inch	3 Inch	16
3/8x4x3	4 Inch	3 Inch	16
3/8x6x3	6 Inch	3 Inch	16
3/8x8x3	8 Inch	3 Inch	16
3/8x2x3.3/4	2 Inch	3.3/4	16
3/8x3x3.3/4	3 Inch	3.3/4	16
3/8x4x3.3/4	4 Inch	3.3/4	16
3/8x6x3.3/4	6 Inch	3.3/4	16
3/8x8x3.3/4	8 Inch	3.3/4	16
3/8x6x5.5/8	6 Inch	5.5/8	16
3/8x8x5.5/8	8 Inch	5.5/8	16

Article groups

Thread	Material	Surface treatment	Code	Page
UNC	St. SAE	ZPL	U17263	5-55
UNC	St. SAE	HDG	U17264	5-55
UNC	St.st. AISI 304		U17267	5-56

U17263 — U-bolt square bend, with 2 nuts and 2 washers / U-beugel, rechthoekig, met 2 moeren en 2 ringen / Étrier en U, rectangulaire, avec 2 écrous et 2 rondelles — X02A

Thread Unified National Coarse
Material Carbon steel SAE
Surface treatment Zinc plated

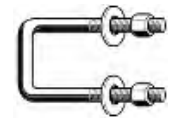

d - TPI (CxLxT)	✉	Art.number	d - TPI (CxLxT)	✉	Art.number	d - TPI (CxLxT)	✉	Art.number
5/16-18 (2X3X1.1/2)*	1	U17263.031.0203	3/8-16 (3X7X3.3/4)*	1	U17263.037.0307	3/8-16 (6X9X5.5/8)*	1	U17263.037.0609
5/16-18 (2X5X3)*	1	U17263.031.0205	3/8-16 (4X3X1.1/2)*	1	U17263.037.0403	3/8-16 (8X5X3)*	1	U17263.037.0805
			3/8-16 (4X5X3)*	1	U17263.037.0405	3/8-16 (8X7X3.3/4)*	1	U17263.037.0807
3/8-16 (2X3X1.1/2)*	1	U17263.037.0203	3/8-16 (4X7X3.3/4)*	1	U17263.037.0407	3/8-16 (8X9X5.5/8)*	1	U17263.037.0907
3/8-16 (2X5X3)*	1	U17263.037.0205	3/8-16 (6X5X3)*	1	U17263.037.0605			
3/8-16 (2X7X3.3/4)*	1	U17263.037.0207	3/8-16 (6X7X3.3/4)*	1	U17263.037.0607			

U17264 — U-bolt square bend, with 2 nuts and 2 washers / U-beugel, rechthoekig, met 2 moeren en 2 ringen / Étrier en U, rectangulaire, avec 2 écrous et 2 rondelles — X02A

Thread Unified National Coarse
Material Carbon steel SAE
Surface treatment Hot dip galvanized

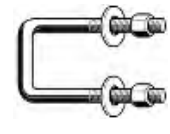

d - TPI (CxLxT)	✉	Art.number	d - TPI (CxLxT)	✉	Art.number	d - TPI (CxLxT)	✉	Art.number
3/8-16 (2X3X1.1/2)*	1	U17264.037.0203	3/8-16 (4X3X1.1/2)*	1	U17264.037.0403	3/8-16 (6X5X3)*	1	U17264.037.0605
3/8-16 (2X5X3)*	1	U17264.037.0205	3/8-16 (4X5X3)*	1	U17264.037.0405	3/8-16 (6X7X3.3/4)*	1	U17264.037.0607
3/8-16 (2X7X3.3/4)*	1	U17264.037.0207	3/8-16 (4X7X3.3/4)*	1	U17264.037.0407	3/8-16 (6X9X5.5/8)*	1	U17264.037.0609

FABORY

U17267	U-bolt square bend, with 2 nuts and 2 washers / U-beugel, rechthoekig, met 2 moeren en 2 ringen / Étrier en U, rectangulaire, avec 2 écrous et 2 rondelles	X02A

Thread Unified National Coarse
Material Stainless steel AISI 304



d - TPI (CxLxT)	✉	Art.number	d - TPI (CxLxT)	✉	Art.number	d - TPI (CxLxT)	✉	Art.number
3/8-16 (2X3X1.1/2)*	1	U17267.037.0203	3/8-16 (4X5X3)*	1	U17267.037.0405	3/8-16 (6X9X5.5/8)*	1	U17267.037.0609
3/8-16 (2X5X3)*	1	U17267.037.0205	3/8-16 (4X7X3.3/4)*	1	U17267.037.0407	3/8-16 (8X5X3)*	1	U17267.037.0805
3/8-16 (2X7X3.3/4)*	1	U17267.037.0207	3/8-16 (6X5X3)*	1	U17267.037.0605	3/8-16 (8X9X5.5/8)*	1	U17267.037.0809
3/8-16 (4X3X1.1/2)*	1	U17267.037.0403	3/8-16 (6X7X3.3/4)*	1	U17267.037.0607			

Lifting eye bolt BSW

Oogbout BSW / Vis à anneau

5

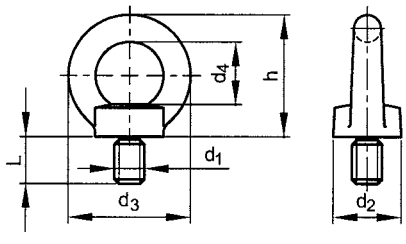

DIN ≈580



Technical Data

d_1	d_2	d_3	d_4	h	L	Threads per inch
5/16	20	36	20	36	13	18
3/8	25	45	25	45	17	16
1/2	30	54	30	53	22	12
5/8	35	63	35	62	27	11
3/4	40	72	40	71	30	10
7/8	45	81	45	81	35	9
1 Inch	50	90	50	90	36	8
1.1/4	65	108	60	109	45	7
1.1/2	75	126	70	128	55	6
1.3/4	100	166	90	168	70	5
2 Inch	100	166	90	168	70	4.5

- Whitworth thread (BSW) is not internationally recommended. It is advised to use metric (M) thread.

Lifting capacity L (kg)

		5/16	3/8	1/2	5/8	3/4	7/8	1	1.1/4	1.1/2	1.3/4	2
axial (W.L.L.) with 1 bolt (per bolt)		140	230	340	700	850	1400	1800	3200	4600	6300	8500
with 2 bolts (per bolt)	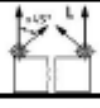	100	170	240	500	600	1000	1250	2300	3300	4500	6100
at side of load with 2 bolts (per bolt)	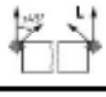	70	115	170	350	425	700	900	1600	2300	3150	4300

W.L.L. = Working Load Limit

16040	Lifting eye bolt BSW / Oogbout BSW / Vis à anneau	X08A

Thread British Standard Whitworth
Material Steel C15E
Surface treatment Plain

CE



d_1	✉	Art.number	d_1	✉	Art.number	d_1	✉	Art.number
3/8	25	16040.096.001	3/4	10	16040.191.001	1.1/4	1	16040.317.001
1/2	25	16040.127.001	7/8	5	16040.222.001	1.1/2	1	16040.381.001
5/8	10	16040.158.001	1 Inch	5	16040.254.001	2 Inch	1	16040.508.001

Lifting eye nut BSW

Oogmoer BSW / Écrou à anneau BSW

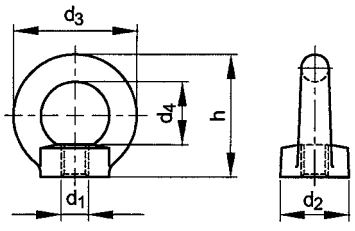

DIN **≈582**



Technical Data

d_1	d_2	d_3	d_4	h	Threads per inch
5/16	20	36	20	36	18
3/8	25	45	25	45	16
1/2	30	54	30	53	12
5/8	35	63	35	62	11
3/4	40	72	40	71	10
7/8	45	81	45	81	9
1 Inch	50	90	50	90	8
1.1/4	65	108	60	109	7
1.1/2	75	126	70	128	6

- Whitworth thread (BSW) is not internationally recommended. It is advised to use metric (M) thread.

Lifting capacity L (kg)

		5/16	3/8	1/2	5/8	3/4	7/8	1	1.1/4	1.1/2
axial (W.L.L.) with 1 nut (per nut)		140	250	340	700	850	1400	1800	3200	4600
with 2 nuts (per nut)	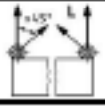	100	170	240	500	600	1000	1250	2300	3300
at side of load with 2 nuts (per nut)	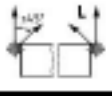	70	115	170	350	425	700	900	1600	2300

W.L.L. = Working Load Limit

16140 **Lifting eye nut BSW / Oogmoer BSW / Écrou à anneau BSW** **X08A**

Thread	British Standard Whitworth
Material	Steel C15E
Surface treatment	Plain



d_1	✉	Art.number	d_1	✉	Art.number	d_1	✉	Art.number
5/16	25	16140.079.001	5/8	10	16140.158.001	7/8	5	16140.222.001
3/8	25	16140.096.001	3/4	10	16140.191.001	1 Inch	5	16140.254.001
1/2	25	16140.127.001						

Screws 6


Page 6-6
DIN 84
Metric


Page 6-14
DIN 963 A
Metric


Page 6-20
DIN 964 A
Metric


Page 6-24
DIN 85
Metric


Page 6-27
NF ≈E25-129
Metric


Page 6-28
NF ≈E25-129
Cross slot Metric


Page 6-29
NF E25-129
Cross slot Metric


Page 6-30
DIN 7985
Metric


Page 6-37
DIN 965 A
Metric


Page 6-43
DIN 966 A
Metric


Page 6-46
ISO 14583
Hexalobular Metric


Page 6-49
DIN ≈965 A
Hexalobular Metric


Page 6-52
DIN ≈966 A
Hexalobular Metric


Page 6-53
Metric


Page 6-54
DIN 920
Slotted small head Metric


Page 6-55
DIN 921
Slotted large head Metric


Page 6-56
DIN 404
Slotted Metric


Page 6-57
ISO 2009
Metric


Page 6-59
ISO 2010
Metric


Page 6-60
ISO 7045
Metric


Page 6-61
ISO 7046-1
Metric


Page 6-62
DIN 7985
Metric


Page 6-64
Metric


Page 6-64
DIN 7969
Metric


Page 6-65
BS ≈450
(1958)
BSW


Page 6-66
BS ≈450
(1958)
BSW


Page 6-67
ASME B18.6.3
UNC


Page 6-69
ASME B18.6.3
UNC


Page 6-72
ASME B18.6.3
UNC


Page 6-73
ASME B18.6.3
UNC


Page 6-74
ASME B18.6.3
UNC

Page 6-75
ASME B18.6.3
UNC

Page 6-77
ASME B18.6.3
UNC


Page 6-78
ASME B18.6.3
UNC

Page 6-80
ASME B18.6.3
UNC


Page 6-82
ASME B18.6.3
UNC


Page 6-83
ASME B18.6.3
UNC


Page 6-84
ASME B18.6.3
UNC


Page 6-85
DIN 7513 A
Metric


Page 6-86
DIN 7516 AE-H
Metric

Page 6-87
DIN 7516
DE-H
Metric

Page 6-88
DIN 7516 EE-H
Metric

Page 6-89
UNC

Page 6-89
DIN 7513 B
Metric

Page 6-90
DIN 7516 DE-T
Metric

Page 6-91
DIN 7516 DE-T
Metric

Page 6-92
DIN ≈7500-1
TAPTITE 2000® Metric

Page 6-93
DIN ≈7500-1
TAPTITE 2000® Metric

Page 6-94
DIN ≈7500
TAPTITE 2000® Metric

Page 6-95
Thread rolling Hexalobular
Metric

6


Page 6-96
Thread rolling Hexalobular Metric


Page 6-97
Thread rolling Metric


Page 6-99
Thread rolling Metric


Page 6-100
DIN 7500 D
Metric


Page 6-101
DIN 7500 E
Metric


Page 6-102
Thread rolling UNC


Page 6-103
Thread rolling UNC


Page 6-104
Thread rolling UNC


Page 6-105
Thread rolling 45°


Page 6-106
Thread rolling 45°


Page 6-107
Thread rolling 45°


Page 6-108
Thread rolling 45°


Page 6-109
Thread rolling 60°


Page 6-110
Thread rolling 60°


Page 6-111
Thread rolling 45°


Page 6-112
Remform®


Page 6-113
Remform®


Page 6-113
Remform®


Page 6-114
Thread rolling 30°


Page 6-116
Thread rolling 30°


Page 6-117
Thread rolling 30°


Page 6-119
Thread rolling 30°


Page 6-121
Thread rolling 30°


Page 6-122
Thread rolling 30°


Page 6-123
DIN 7972 C
Slotted


Page 6-125
DIN 7973 C
Slotted


Page 6-126
DIN 7971
Slotted


Page 6-128
DIN 7982
Cross recessed


Page 6-133
DIN 7983
Cross recessed


Page 6-137
DIN 7981
Cross recessed


Page 6-143
DIN 7981
With flat end


Page 6-145
ISO 14586 C
Hexalobular


Page 6-148
ISO 14585 C
Hexalobular


Page 6-151
DIN 7976
Hexagon


Page 6-153
DIN ≈6928 C
Hexagon washer faced

Page 6-154
Socket head


Page 6-155
For cover caps hexalobular


Page 6-156
For plastics


Page 6-157
For plastics

Page 6-158
ISO 14587 C
Hexalobular

Page 6-160
DIN ≈7982 C
Square recessed

Page 6-161
For cover caps Phillips

Page 6-162
DIN ≈7981 C
Pan head square

Page 6-163
ISO 7049
Cross recessed

Page 6-164
Cross recessed

Page 6-165
Hexalobular

Page 6-166
Cross recessed

Page 6-167
Hexalobular

Page 6-168
Hexalobular

Page 6-169
Hexalobular

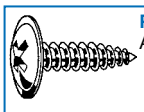
Page 6-170
ASME B18.6.3
Flat flanged


Page 6-170
ASME B18.6.3
Combi slot/cross recess


Page 6-171
ASME B18.6.3
Hex washer head/slotted

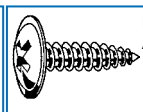
Page 6-172
ASME B18.6.3
Flat flanged stainless steel


Page 6-173
BS 4174
Flat flanged


Page 6-174
With earth nibs


Page 6-175
DIN 7982 F
With flat end


Page 6-176
BS 4174
Flat flanged with flat end


Page 6-177
DIN 7981 F
With flat end


Page 6-178
DIN 7504 O-H
Countersunk cross recessed


Page 6-179
With wings and cross recess


Page 6-180
DIN 7504 M-H
Pan head with cross recess


Page 6-182
DIN 7504 K
Hexagon head washer faced

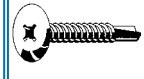
Page 6-184
Mushroom head SR-recessed


Page 6-185
DIN ≈7504 M
Pan head SR-recessed


Page 6-186
DIN ≈7504 M
Pan head with square socket drive


Page 6-186
With wings and Torx®


Page 6-187
With wings and Torx®


Page 6-188
With wings and Torx® UNC


Page 6-189
Tools


Page 6-190
DIN ≈7504 O-H
MAXXFAST Cross recessed countersunk head


Page 6-191
DIN ≈7504 O
MAXXFAST countersunk head ttap®


Page 6-192
MAXXFAST countersunk head with wings and ttap®


Page 6-193
DIN ≈7504 M-H
MAXXFAST Cross recessed pan head


Page 6-194
DIN ≈7504 M-H
Cross recessed pan head


Page 6-195
DIN ≈7504 M
MAXXFAST Pan head ttap®


Page 6-196
DIN ≈7504 K
MAXXFAST Hexagon head


Page 6-197
DIN ≈7504 M
MAXXFAST pan head square socket

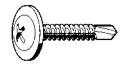
Page 6-198
ASME B18.6.4
Flat flanged with cross recess


Page 6-198
ASME B18.6.4
Hex washer head


Page 6-199
ASME B18.6.4
Pan head with cross recess


Page 6-200
ASME B18.6.4
Countersunk head with cross recess


Page 6-201
Raised cheese head cross recessed


Page 6-203
Cross recessed


Page 6-205
Cross recessed with hole


Page 6-206
Cross recessed


Page 6-207
Hexalobular


Page 6-209
Hexalobular Steel


Page 6-210
Double countersunk ribs cut point


Page 6-211
Hexalobular

Page 6-212
MAXXFAST cross recessed countersunk head

Page 6-213
MAXXFAST cross recessed raised cheese head

Page 6-215
MAXXFAST countersunk head with ttap®

Page 6-216
MAXXFAST raised cheese head with ttap®

Page 6-217
MAXXFAST countersunk head with ttap®

Page 6-218
With cutting point

Page 6-218
With cutting point

Page 6-219
DIN 96
Slotted

Page 6-222
DIN 7996
Cross recessed

Page 6-223
DIN 97
Slotted

6


Page 6-226
DIN 7997-Z
Cross recessed


Page 6-227
DIN 95
Slotted


Page 6-230
DIN 7995
Cross recessed


Page 6-231
DIN 571
Hex wood screw

Page 6-234
Double countersunk head

Page 6-235
Countersunk head timber screw/ribs PZ


Page 6-236
Hexalobular Stainless steel


Page 6-237
Woodscrew with washer PZ


Page 6-240
Woodscrew with washers PZ


Page 6-242
Woodscrew with washer hexalobular


Page 6-245
Woodscrew with washers hexalobular

Page 6-247
Cylindrical head


Page 6-248
ASME B18.2.1
Hex wood screw ASME


Page 6-250
ASME B18.6.1
Round head ASME


Page 6-251
ASME B18.6.1
Countersunk head ASME


Page 6-253
ASME B18.6.1
Countersunk head ASME


Page 6-254
ASME B18.6.1
Countersunk head ASME


Page 6-255
ASME B18.6.1
Round head ASME


Page 6-256
ASME B18.6.1
Raised countersunk head ASME

Page 6-257
Dry wall screw


Page 6-258
DIN 551
Flat point Metric


Page 6-261
DIN 553
Cone point Metric


Page 6-263
DIN 438
Cup point Metric


Page 6-264
DIN 427
Flat point


Page 6-266
DIN 417
Long dog point Metric

Page 6-267
ISO 2342
Flat point


Page 6-268
ISO 4766
Flat point Metric


Page 6-270
ISO 7434
Cone point Metric


Page 6-271
ISO 7435
Dog point, slotted


Page 6-272
Metric


Page 6-273
DIN 464
High Metric


Page 6-275
DIN 653
Low Metric

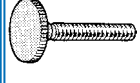
Page 6-277
Low Metric, plastic

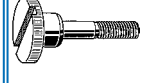
Page 6-277
DIN 464 Sz
High slotted Metric

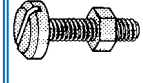
Page 6-278
Dome head with cap, peel type, for licence plates

Page 6-279
For license plates


Page 6-280
For license plate screw

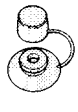
Page 6-281
Plastic

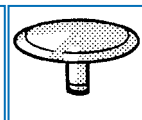
Page 6-281
Plastic


Page 6-282
Plastic

Page 6-283
Plastic

Page 6-284
DIN 923
With shoulder Metric

Page 6-286
With washer

Page 6-287
With washer

Page 6-288
Elastomer

Page 6-289
Cross recessed

Page 6-290
Cross recessed

Page 6-290
With cone end and capitive washer

Page 6-291
American model Metric

Page 6-292
DIN 316
Round wings Metric

Screws 6

Page 6-293

Sealing washers/grey EPDM

Page 6-294
DIN 927

Slotted

Page 6-295

With sealing washer 16mm

Page 6-296

With sealing washer 19mm

Page 6-297

With sealing washer 22mm

Page 6-298

Hi-Lo thread

Page 6-298

Trespo

Page 6-299

Window screw caphead washer

Page 6-300

Window screw hexalobular

Page 6-301

Window screw hexalobular

FABORY

Slotted cheese head screw

Cilinderschroef met zaaggleuf / Vis à tête cylindrique fendue

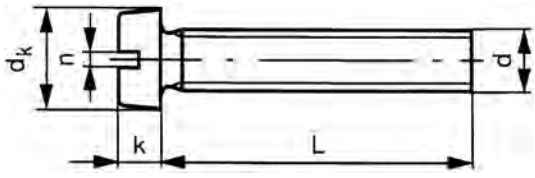

DIN	**84**
ISO	1207
NF	E25-127
NEN	1602
BS	4183
ASME	B18.6.7M



Technical Data

d	d_k	Full thread if L ≤	k	n	P
M1	2	30	0.7	0.25	0.25
M1.2	2.3	30	0.8	0.3	0.25
M1.4	2.6	30	0.9	0.3	0.30
M1.6	3	30	1	0.4	0.35
M1.7 (≠DIN)	3.4	30	1.2	0.4	0.35
M2	3.8	30	1.3	0.5	0.40
M2.3 (≠DIN)	4.4	30	1.5	0.6	0.45
M2.5	4.5	30	1.6	0.6	0.45
M2.6 (≠DIN)	5	30	1.7	0.6	0.45
M3	5.5	30	2	0.8	0.50
M3.5	6	40	2.4	1	0.60
M4	7	40	2.6	1.2	0.70
M5	8.5	40	3.3	1.2	0.80
M6	10	40	3.9	1.6	1.00
M8	13	40	5	2	1.25
M10	16	40	6	2.5	1.50
M12 (≠DIN)	18	40	7	3	1.75

Article groups

Thread	Driving features	Material	Class	Surface treatment		Color	Code	Page
M	Slotted	St.	8.8	ZPL			24402	6-6
M	Slotted	St.	4.8	Plain			24500	6-7
M	Slotted	St.	4.8	Plain			24501	6-7
M	Slotted	St.	4.8	Ni.pl.			24503	6-8
M	Slotted	St.	4.8	Plain			24517	6-8
M	Slotted	St.	4.8	Plain			24519	6-8
M	Slotted	St.	4.8	ZPL			24520	6-9
M	Slotted	St.	4.8	Ni.pl.			24521	6-9
M	Slotted	Br. CU2/CU3					48020	6-10
M	Slotted	Br. CU2/CU3		Ni.pl.			48520	6-10
M	Slotted	St.st. A2			large pack		51120	6-11
M	Slotted	St.st. A2					51121	6-12
M	Slotted	St.st. A4					55120	6-12
M	Slotted	Plastic PA	6.6			White	56410	6-13

24402 **Slotted cheese head screw / Cilinderschroef met zaaggleuf / Vis à tête cylindrique fendue** **H07A**

Thread	Metric thread
Material	Steel
Class	8.8
Surface treatment	Zinc plated

RoHS



d x L	✉	Art.number	d x L	✉	Art.number	d x L	✉	Art.number
M2X5	200	24402.020.005	M3X10	200	24402.030.010	M4X25	200	24402.040.025
M2X6	200	24402.020.006	M3X12	200	24402.030.012	M4X30	200	24402.040.030
M2X8	200	24402.020.008	M3X16	200	24402.030.016	M4X40	200	24402.040.040
M2X10	200	24402.020.010	M3X20	200	24402.030.020	M4X50	200	24402.040.050
M2X12	200	24402.020.012	M3X25	200	24402.030.025			
M2X16	200	24402.020.016	M3X30	200	24402.030.030	M5X8	200	24402.050.008
M2X20	200	24402.020.020	M3X40	200	24402.030.040	M5X10	200	24402.050.010
						M5X12	200	24402.050.012
M2,5X5	200	24402.025.005	M4X6	200	24402.040.006	M5X16	200	24402.050.016
M2,5X6	200	24402.025.006	M4X8	200	24402.040.008	M5X20	200	24402.050.020
			M4X10	200	24402.040.010	M5X25	200	24402.050.025
M3X5	200	24402.030.005	M4X12	200	24402.040.012	M5X30	200	24402.050.030
M3X6	200	24402.030.006	M4X16	200	24402.040.016	M5X40	200	24402.050.040
M3X8	200	24402.030.008	M4X20	200	24402.040.020	M5X50	200	24402.050.050

Go to www.fabory.com for all your tools, safety and metalworking products

24402 Slotted cheese head screw / Cilinderschroef met zaaggleuf / Vis à tête cylindrique fendue ←

d x L	✉	Art.number	d x L	✉	Art.number	d x L	✉	Art.number
			M6X12	200	24402.060.012	M6X25	200	24402.060.025
M6X8	200	24402.060.008	M6X16	200	24402.060.016	M6X30	200	24402.060.030
M6X10	200	24402.060.010	M6X20	200	24402.060.020	M6X40	200	24402.060.040

24500 Slotted cheese head screw / Cilinderschroef met zaaggleuf / Vis à tête cylindrique fendue H01A

Thread Metric thread
Material Steel
Class 4.8
Surface treatment Plain



d x L	✉	Art.number	d x L	✉	Art.number	d x L	✉	Art.number
M1X2*	100	24500.010.002	M1,2X6*	100	24500.012.006	M1,4X10*	100	24500.014.010
M1X3*	100	24500.010.003	M1,2X8*	100	24500.012.008	M1,4X16*	100	24500.014.016
M1X5*	100	24500.010.005	M1,2X10*	100	24500.012.010			
M1X6*	100	24500.010.006				M1,6X3*	100	24500.016.003
M1X8*	100	24500.010.008	M1,4X2*	100	24500.014.002	M1,6X4*	100	24500.016.004
M1X10*	100	24500.010.010	M1,4X3*	100	24500.014.003	M1,6X5*	100	24500.016.005
			M1,4X4*	100	24500.014.004	M1,6X6*	100	24500.016.006
M1,2X2*	100	24500.012.002	M1,4X5*	100	24500.014.005	M1,6X8*	100	24500.016.008
M1,2X3*	100	24500.012.003	M1,4X6*	100	24500.014.006	M1,6X10*	100	24500.016.010
M1,2X4*	100	24500.012.004	M1,4X8*	100	24500.014.008	M1,6X16*	100	24500.016.016

24501 Slotted cheese head screw / Cilinderschroef met zaaggleuf / Vis à tête cylindrique fendue H01A

Thread Metric thread
Material Steel
Class 4.8
Surface treatment Plain



d x L	✉	Art.number	d x L	✉	Art.number	d x L	✉	Art.number
M2X3*	2.000	24501.020.003				M6X10*	1.000	24501.060.010
M2X4*	2.000	24501.020.004	M4X4*	2.000	24501.040.004	M6X12*	1.000	24501.060.012
M2X5*	2.000	24501.020.005	M4X5*	2.000	24501.040.005	M6X16*	1.000	24501.060.016
M2X6*	2.000	24501.020.006	M4X6*	2.000	24501.040.006	M6X20*	1.000	24501.060.020
M2X8*	2.000	24501.020.008	M4X8*	2.000	24501.040.008	M6X25*	500	24501.060.025
M2X10*	2.000	24501.020.010	M4X10	2.000	24501.040.010	M6X30*	500	24501.060.030
M2X12*	2.000	24501.020.012	M4X12*	2.000	24501.040.012	M6X35*	500	24501.060.035
M2X16*	2.000	24501.020.016	M4X16*	2.000	24501.040.016	M6X40*	500	24501.060.040
M2X20*	2.000	24501.020.020	M4X20	2.000	24501.040.020	M6X45*	500	24501.060.045
			M4X22*	1.000	24501.040.022	M6X50*	200	24501.060.050
M2,5X4*	2.000	24501.025.004	M4X25*	1.000	24501.040.025	M6X55*	200	24501.060.055
M2,5X5*	2.000	24501.025.005	M4X30*	1.000	24501.040.030	M6X60*	200	24501.060.060
M2,5X6*	2.000	24501.025.006	M4X35*	1.000	24501.040.035	M6X65*	200	24501.060.065
M2,5X8*	2.000	24501.025.008	M4X40*	1.000	24501.040.040	M6X70*	200	24501.060.070
M2,5X10*	2.000	24501.025.010	M4X45*	1.000	24501.040.045	M6X75*	200	24501.060.075
M2,5X12*	2.000	24501.025.012	M4X50*	1.000	24501.040.050	M6X80*	200	24501.060.080
M2,5X16*	2.000	24501.025.016	M4X55*	500	24501.040.055	M6X100*	200	24501.060.100
M2,5X18*	2.000	24501.025.018	M4X60*	500	24501.040.060			
M2,5X20*	2.000	24501.025.020	M4X65	500	24501.040.065	M8X10*	500	24501.080.010
M2,5X25*	2.000	24501.025.025	M4X70*	500	24501.040.070	M8X12*	500	24501.080.012
M2,5X30*	2.000	24501.025.030				M8X16*	500	24501.080.016
			M5X6*	2.000	24501.050.006	M8X20*	500	24501.080.020
M3X3*	2.000	24501.030.003	M5X8*	2.000	24501.050.008	M8X25*	500	24501.080.025
M3X4*	2.000	24501.030.004	M5X10*	2.000	24501.050.010	M8X30*	200	24501.080.030
M3X5*	2.000	24501.030.005	M5X12*	1.000	24501.050.012	M8X35*	200	24501.080.035
M3X6*	2.000	24501.030.006	M5X18*	1.000	24501.050.018	M8X40*	200	24501.080.040
M3X8*	2.000	24501.030.008	M5X22*	1.000	24501.050.022	M8X45*	200	24501.080.045
M3X10*	2.000	24501.030.010	M5X25*	1.000	24501.050.025	M8X50*	200	24501.080.050
M3X12*	2.000	24501.030.012	M5X30*	1.000	24501.050.030	M8X55*	200	24501.080.055
M3X16*	2.000	24501.030.016	M5X35*	500	24501.050.035	M8X60*	200	24501.080.060
M3X18*	2.000	24501.030.018	M5X40*	500	24501.050.040	M8X70*	200	24501.080.070
M3X20*	2.000	24501.030.020	M5X50*	500	24501.050.050			
M3X22*	2.000	24501.030.022	M5X55*	500	24501.050.055	M10X12*	200	24501.100.012
M3X25*	2.000	24501.030.025	M5X60*	200	24501.050.060	M10X16*	200	24501.100.016
M3X30*	2.000	24501.030.030	M5X70*	200	24501.050.070	M10X20*	200	24501.100.020
M3X35*	2.000	24501.030.035	M5X75*	200	24501.050.075	M10X25*	200	24501.100.025
M3X40*	1.000	24501.030.040	M5X80*	200	24501.050.080	M10X30*	200	24501.100.030
M3X45*	1.000	24501.030.045				M10X40*	200	24501.100.040
M3X50*	1.000	24501.030.050	M6X8*	1.000	24501.060.008	M10X45*	100	24501.100.045

6

FABORY

24503 Slotted cheese head screw / Cilinderschroef met zaaggleuf / Vis à tête cylindrique fendue — H08A

Thread Metric thread
Material Steel
Class 4.8
Surface treatment Nickel plated



d x L	✉	Art.number	d x L	✉	Art.number	d x L	✉	Art.number
M3X6*	2.000	24503.030.006				M5X8*	2.000	24503.050.008
M3X8*	1.000	24503.030.008	M4X10*	2.000	24503.040.010	M5X10*	2.000	24503.050.010
M3X10*	2.000	24503.030.010	M4X12*	2.000	24503.040.012	M5X12*	1.000	24503.050.012
M3X12*	2.000	24503.030.012	M4X16*	2.000	24503.040.016	M5X16*	1.000	24503.050.016
M3X16*	2.000	24503.030.016						

24517 Slotted cheese head screw / Cilinderschroef met zaaggleuf / Vis à tête cylindrique fendue — H01A

Thread Metric thread
Material Steel
Class 4.8
Surface treatment Plain



d x L	✉	Art.number	d x L	✉	Art.number	d x L	✉	Art.number
M1X2*	100	24517.010.002	M1,2X6*	100	24517.012.006	M1,4X10*	100	24517.014.010
M1X3*	100	24517.010.003	M1,2X8*	100	24517.012.008	M1,4X16*	100	24517.014.016
M1X5*	100	24517.010.005	M1,2X10*	100	24517.012.010			
M1X6*	100	24517.010.006				M1,6X3*	100	24517.016.003
M1X8*	100	24517.010.008	M1,4X2*	100	24517.014.002	M1,6X4*	100	24517.016.004
M1X10*	100	24517.010.010	M1,4X3*	100	24517.014.003	M1,6X5*	100	24517.016.005
			M1,4X4*	100	24517.014.004	M1,6X6*	100	24517.016.006
M1,2X2*	100	24517.012.002	M1,4X5*	100	24517.014.005	M1,6X8*	100	24517.016.008
M1,2X3*	100	24517.012.003	M1,4X6*	100	24517.014.006	M1,6X10*	100	24517.016.010
M1,2X4*	100	24517.012.004	M1,4X8*	100	24517.014.008	M1,6X16*	100	24517.016.016

24519 Slotted cheese head screw / Cilinderschroef met zaaggleuf / Vis à tête cylindrique fendue — H01A

Thread Metric thread
Material Steel
Class 4.8
Surface treatment Plain



d x L	✉	Art.number	d x L	✉	Art.number	d x L	✉	Art.number
M2X3*	2.000	24519.020.003	M3X50*	1.000	24519.030.050			
M2X4*	2.000	24519.020.004				M6X8*	1.000	24519.060.008
M2X5*	2.000	24519.020.005	M4X4*	2.000	24519.040.004	M6X10*	1.000	24519.060.010
M2X6*	2.000	24519.020.006	M4X5*	2.000	24519.040.005	M6X12*	1.000	24519.060.012
M2X8*	2.000	24519.020.008	M4X6*	2.000	24519.040.006	M6X16*	1.000	24519.060.016
M2X10*	2.000	24519.020.010	M4X8*	2.000	24519.040.008	M6X20*	1.000	24519.060.020
M2X12*	2.000	24519.020.012	M4X10*	2.000	24519.040.010	M6X25*	500	24519.060.025
M2X16*	2.000	24519.020.016	M4X12*	2.000	24519.040.012	M6X30*	500	24519.060.030
M2X20*	2.000	24519.020.020	M4X16*	2.000	24519.040.016	M6X35*	500	24519.060.035
			M4X20*	2.000	24519.040.020	M6X40*	500	24519.060.040
M2,5X4*	2.000	24519.025.004	M4X22*	1.000	24519.040.022	M6X45*	500	24519.060.045
M2,5X5*	2.000	24519.025.005	M4X25*	1.000	24519.040.025	M6X50*	200	24519.060.050
M2,5X6*	2.000	24519.025.006	M4X30*	1.000	24519.040.030	M6X55*	200	24519.060.055
M2,5X8*	2.000	24519.025.008	M4X35*	1.000	24519.040.035	M6X60*	200	24519.060.060
M2,5X10*	2.000	24519.025.010	M4X40*	1.000	24519.040.040	M6X65*	200	24519.060.065
M2,5X12*	2.000	24519.025.012	M4X45*	1.000	24519.040.045	M6X70*	200	24519.060.070
M2,5X16*	2.000	24519.025.016	M4X50*	1.000	24519.040.050	M6X75*	200	24519.060.075
M2,5X18*	2.000	24519.025.018	M4X55*	500	24519.040.055	M6X80*	200	24519.060.080
M2,5X20*	2.000	24519.025.020	M4X60*	500	24519.040.060	M6X100*	200	24519.060.100
M2,5X25*	2.000	24519.025.025	M4X65*	500	24519.040.065			
M2,5X30*	2.000	24519.025.030	M4X70*	500	24519.040.070	M8X10*	500	24519.080.010
						M8X12*	500	24519.080.012
M3X3*	2.000	24519.030.003	M5X6*	2.000	24519.050.006	M8X16*	500	24519.080.016
M3X4*	2.000	24519.030.004	M5X8*	2.000	24519.050.008	M8X20*	500	24519.080.020
M3X5*	2.000	24519.030.005	M5X10*	2.000	24519.050.010	M8X25*	500	24519.080.025
M3X6*	2.000	24519.030.006	M5X12*	1.000	24519.050.012	M8X30*	200	24519.080.030
M3X8*	2.000	24519.030.008	M5X18*	1.000	24519.050.018	M8X35*	200	24519.080.035
M3X10*	2.000	24519.030.010	M5X22*	1.000	24519.050.022	M8X40*	200	24519.080.040
M3X12*	2.000	24519.030.012	M5X25*	1.000	24519.050.025	M8X45*	200	24519.080.045
M3X16*	2.000	24519.030.016	M5X30*	1.000	24519.050.030	M8X50*	200	24519.080.050
M3X18*	2.000	24519.030.018	M5X35*	500	24519.050.035	M8X55*	200	24519.080.055
M3X20*	2.000	24519.030.020	M5X40*	500	24519.050.040	M8X60*	200	24519.080.060
M3X22*	2.000	24519.030.022	M5X50*	500	24519.050.050	M8X70*	200	24519.080.070
M3X25*	2.000	24519.030.025	M5X55*	500	24519.050.055			
M3X30*	2.000	24519.030.030	M5X60*	200	24519.050.060	M10X12*	200	24519.100.012
M3X35*	2.000	24519.030.035	M5X70*	200	24519.050.070	M10X16*	200	24519.100.016
M3X40*	1.000	24519.030.040	M5X75*	200	24519.050.075	M10X20*	200	24519.100.020
M3X45*	1.000	24519.030.045	M5X80*	200	24519.050.080	M10X25*	200	24519.100.025

24519 Slotted cheese head screw / Cilinderschroef met zaaggleuf / Vis à tête cylindrique fendue

d x L	✉	Art.number	d x L	✉	Art.number	d x L	✉	Art.number
M10X30*	200	24519.100.030	M10X40*	200	24519.100.040	M10X45*	100	24519.100.045

24520 Slotted cheese head screw / Cilinderschroef met zaaggleuf / Vis à tête cylindrique fendue H01A

Thread Metric thread
Material Steel
Class 4.8
Surface treatment Zinc plated



d x L	✉	Art.number	d x L	✉	Art.number	d x L	✉	Art.number
M2X3	2.000	24520.020.003	M3,5X20	200	24520.035.020	M5X100	100	24520.050.100
M2X4	200	24520.020.004	M3,5X25	200	24520.035.025			
M2X5	200	24520.020.005	M3,5X30	200	24520.035.030	M6X6	200	24520.060.006
M2X6	200	24520.020.006	M3,5X35	200	24520.035.035	M6X8	200	24520.060.008
M2X8	200	24520.020.008	M3,5X40	200	24520.035.040	M6X10	200	24520.060.010
M2X10	200	24520.020.010	M3,5X45*	200	24520.035.045	M6X12	200	24520.060.012
M2X12	200	24520.020.012	M3,5X50	200	24520.035.050	M6X14*	1.000	24520.060.014
M2X16	200	24520.020.016				M6X16	200	24520.060.016
M2X18*	200	24520.020.018	M4X4*	2.000	24520.040.004	M6X18*	1.000	24520.060.018
M2X20	200	24520.020.020	M4X5	200	24520.040.005	M6X20	200	24520.060.020
M2X30	200	24520.020.030	M4X6	200	24520.040.006	M6X22*	200	24520.060.022
			M4X8	200	24520.040.008	M6X25	200	24520.060.025
M2,5X3*	200	24520.025.003	M4X10	200	24520.040.010	M6X30	200	24520.060.030
M2,5X4	200	24520.025.004	M4X12	200	24520.040.012	M6X35	200	24520.060.035
M2,5X5	200	24520.025.005	M4X14	200	24520.040.014	M6X40	200	24520.060.040
M2,5X6	200	24520.025.006	M4X16	200	24520.040.016	M6X45	200	24520.060.045
M2,5X8	200	24520.025.008	M4X18	200	24520.040.018	M6X50	200	24520.060.050
M2,5X10	200	24520.025.010	M4X20	200	24520.040.020	M6X55	100	24520.060.055
M2,5X12	200	24520.025.012	M4X22	200	24520.040.022	M6X60	200	24520.060.060
M2,5X16	200	24520.025.016	M4X25	200	24520.040.025	M6X65*	200	24520.060.065
M2,5X18	200	24520.025.018	M4X28*	200	24520.040.028	M6X70	200	24520.060.070
M2,5X20	200	24520.025.020	M4X30	200	24520.040.030	M6X80	100	24520.060.080
M2,5X25	200	24520.025.025	M4X35	200	24520.040.035	M6X90	100	24520.060.090
M2,5X30	200	24520.025.030	M4X40	200	24520.040.040	M6X100	100	24520.060.100
			M4X45	200	24520.040.045			
M3X3*	2.000	24520.030.003	M4X50	200	24520.040.050	M8X10	200	24520.080.010
M3X4	200	24520.030.004	M4X55	200	24520.040.055	M8X12	200	24520.080.012
M3X5	200	24520.030.005	M4X60	200	24520.040.060	M8X16	200	24520.080.016
M3X6	200	24520.030.006	M4X65	200	24520.040.065	M8X18*	100	24520.080.018
M3X8	200	24520.030.008	M4X70	200	24520.040.070	M8X20	200	24520.080.020
M3X10	200	24520.030.010	M4X80	200	24520.040.080	M8X25	200	24520.080.025
M3X12	200	24520.030.012	M4X90	100	24520.040.090	M8X30	200	24520.080.030
M3X14	2.000	24520.030.014	M4X100*	100	24520.040.100	M8X35	200	24520.080.035
M3X16	200	24520.030.016				M8X40	200	24520.080.040
M3X18*	2.000	24520.030.018	M5X6	200	24520.050.006	M8X45	200	24520.080.045
M3X20	200	24520.030.020	M5X8	200	24520.050.008	M8X50	200	24520.080.050
M3X22	200	24520.030.022	M5X10	200	24520.050.010	M8X55*	100	24520.080.055
M3X25	200	24520.030.025	M5X12	200	24520.050.012	M8X60	100	24520.080.060
M3X28*	2.000	24520.030.028	M5X14*	200	24520.050.014	M8X70	100	24520.080.070
M3X30	200	24520.030.030	M5X16	200	24520.050.016	M8X80	100	24520.080.080
M3X35	200	24520.030.035	M5X18	200	24520.050.018	M8X90*	100	24520.080.090
M3X40	200	24520.030.040	M5X20	200	24520.050.020	M8X100	100	24520.080.100
M3X45	200	24520.030.045	M5X22*	1.000	24520.050.022			
M3X50	200	24520.030.050	M5X25	200	24520.050.025	M10X12*	100	24520.100.012
M3X55*	200	24520.030.055	M5X30	200	24520.050.030	M10X16	100	24520.100.016
M3X60	200	24520.030.060	M5X35	200	24520.050.035	M10X20	100	24520.100.020
M3X70	200	24520.030.070	M5X40	200	24520.050.040	M10X25	100	24520.100.025
			M5X45	200	24520.050.045	M10X30	100	24520.100.030
M3,5X5*	200	24520.035.005	M5X50	200	24520.050.050	M10X35	100	24520.100.035
M3,5X6	200	24520.035.006	M5X55	100	24520.050.055	M10X40	100	24520.100.040
M3,5X8	200	24520.035.008	M5X60	200	24520.050.060	M10X50	100	24520.100.050
M3,5X10	200	24520.035.010	M5X65*	100	24520.050.065	M10X60	100	24520.100.060
M3,5X12	200	24520.035.012	M5X70	200	24520.050.070	M10X70	100	24520.100.070
M3,5X16	200	24520.035.016	M5X80	100	24520.050.080	M10X80	100	24520.100.080
M3,5X18*	200	24520.035.018	M5X90	100	24520.050.090	M10X100*	50	24520.100.100

24521 Slotted cheese head screw / Cilinderschroef met zaaggleuf / Vis à tête cylindrique fendue H08A

Thread Metric thread
Material Steel
Class 4.8
Surface treatment Nickel plated



d x L	✉	Art.number	d x L	✉	Art.number	d x L	✉	Art.number
M3X6*	2.000	24521.030.006	M3X12*	2.000	24521.030.012	M4X10*	2.000	24521.040.010
M3X8*	2.000	24521.030.008	M3X16*	2.000	24521.030.016	M4X12*	2.000	24521.040.012
M3X10*	2.000	24521.030.010				M4X16*	2.000	24521.040.016

24521 Slotted cheese head screw / Cilinderschroef met zaaggleuf / Vis à tête cylindrique fendue

d x L	✉	Art.number	d x L	✉	Art.number	d x L	✉	Art.number
			M5X10*	2.000	24521.050.010	M5X16*	1.000	24521.050.016
M5X8*	2.000	24521.050.008	M5X12*	1.000	24521.050.012			

48020 Slotted cheese head screw / Cilinderschroef met zaaggleuf / Vis à tête cylindrique fendue — M05A

Thread Metric thread
Material Brass CU2/CU3



d x L	✉	Art.number	d x L	✉	Art.number	d x L	✉	Art.number
M1X2*	100	48020.010.002	M3X4	200	48020.030.004	M5X25	200	48020.050.025
M1X3*	100	48020.010.003	M3X5	200	48020.030.005	M5X30	200	48020.050.030
M1X4*	100	48020.010.004	M3X6	200	48020.030.006	M5X35	200	48020.050.035
M1X5*	100	48020.010.005	M3X8	200	48020.030.008	M5X40	200	48020.050.040
M1X6*	100	48020.010.006	M3X10	200	48020.030.010	M5X45	200	48020.050.045
M1X8*	100	48020.010.008	M3X12	200	48020.030.012	M5X50	200	48020.050.050
M1X10*	100	48020.010.010	M3X16	200	48020.030.016	M5X60	200	48020.050.060
			M3X18*	200	48020.030.018	M5X70*	200	48020.050.070
M1,4X3*	100	48020.014.003	M3X20	200	48020.030.020			
M1,4X4*	100	48020.014.004	M3X25	200	48020.030.025	M6X8	200	48020.060.008
M1,4X5*	100	48020.014.005	M3X30	200	48020.030.030	M6X10	200	48020.060.010
M1,4X6*	100	48020.014.006	M3X35	200	48020.030.035	M6X12	200	48020.060.012
M1,4X8*	100	48020.014.008	M3X40	200	48020.030.040	M6X16	200	48020.060.016
M1,4X10*	100	48020.014.010	M3X45*	200	48020.030.045	M6X18*	200	48020.060.018
M1,4X12*	100	48020.014.012	M3X50	200	48020.030.050	M6X20	200	48020.060.020
M1,4X16*	100	48020.014.016				M6X25	200	48020.060.025
			M3,5X8*	200	48020.035.008	M6X30	200	48020.060.030
M1,6X4*	100	48020.016.004	M3,5X10*	200	48020.035.010	M6X35	200	48020.060.035
M1,6X5*	100	48020.016.005	M3,5X12*	200	48020.035.012	M6X40	200	48020.060.040
M1,6X6*	100	48020.016.006	M3,5X16*	200	48020.035.016	M6X45	200	48020.060.045
M1,6X8*	100	48020.016.008	M3,5X20*	200	48020.035.020	M6X50	200	48020.060.050
M1,6X10*	100	48020.016.010				M6X60	100	48020.060.060
M1,6X12*	100	48020.016.012	M4X5	200	48020.040.005	M6X70	100	48020.060.070
M1,6X16*	100	48020.016.016	M4X6	200	48020.040.006	M6X80*	100	48020.060.080
			M4X8	200	48020.040.008			
M2X4	200	48020.020.004	M4X10	200	48020.040.010	M8X10*	100	48020.080.010
M2X5	200	48020.020.005	M4X12	200	48020.040.012	M8X12*	100	48020.080.012
M2X6	200	48020.020.006	M4X16	200	48020.040.016	M8X16	100	48020.080.016
M2X8	200	48020.020.008	M4X18	200	48020.040.018	M8X20	100	48020.080.020
M2X10	200	48020.020.010	M4X20	200	48020.040.020	M8X25	100	48020.080.025
M2X12*	200	48020.020.012	M4X25	200	48020.040.025	M8X30	100	48020.080.030
M2X16	200	48020.020.016	M4X30	200	48020.040.030	M8X35*	100	48020.080.035
M2X20	200	48020.020.020	M4X35	200	48020.040.035	M8X40	100	48020.080.040
			M4X40	200	48020.040.040	M8X45*	100	48020.080.045
M2,5X3*	200	48020.025.003	M4X45*	200	48020.040.045	M8X50	100	48020.080.050
M2,5X4*	200	48020.025.004	M4X50	200	48020.040.050	M8X60	100	48020.080.060
M2,5X5	200	48020.025.005	M4X60	200	48020.040.060			
M2,5X6	200	48020.025.006				M10X16*	100	48020.100.016
M2,5X8*	200	48020.025.008	M5X6	200	48020.050.006	M10X20	100	48020.100.020
M2,5X10	200	48020.025.010	M5X8	200	48020.050.008	M10X25	100	48020.100.025
M2,5X12	200	48020.025.012	M5X10	200	48020.050.010	M10X30	100	48020.100.030
M2,5X16	200	48020.025.016	M5X12	200	48020.050.012	M10X35*	100	48020.100.035
M2,5X20	200	48020.025.020	M5X16	200	48020.050.016	M10X40*	100	48020.100.040
M2,5X25	200	48020.025.025	M5X20	200	48020.050.020	M10X45*	100	48020.100.045
			M5X22*	200	48020.050.022	M10X50	100	48020.100.050

48520 Slotted cheese head screw / Cilinderschroef met zaaggleuf / Vis à tête cylindrique fendue — M05A

Thread Metric thread
Material Brass CU2/CU3
Surface treatment Nickel plated



d x L	✉	Art.number	d x L	✉	Art.number	d x L	✉	Art.number
M2,5X5	200	48520.025.005	M3X20	200	48520.030.020	M4X25	200	48520.040.025
M2,5X6	200	48520.025.006	M3X25	200	48520.030.025	M4X30	200	48520.040.030
M2,5X8	200	48520.025.008	M3X30	200	48520.030.030	M4X40*	200	48520.040.040
M2,5X10	200	48520.025.010	M3X35	200	48520.030.035	M4X50	200	48520.040.050
M2,5X16	200	48520.025.016				M4X60	200	48520.040.060
M2,5X20	200	48520.025.020	M4X5	200	48520.040.005			
			M4X6	200	48520.040.006	M5X8	200	48520.050.008
M3X5	200	48520.030.005	M4X8	200	48520.040.008	M5X10	200	48520.050.010
M3X6	200	48520.030.006	M4X10	200	48520.040.010	M5X12	200	48520.050.012
M3X8	200	48520.030.008	M4X12	200	48520.040.012	M5X16	200	48520.050.016
M3X10	200	48520.030.010	M4X16	200	48520.040.016	M5X20	200	48520.050.020
M3X12	200	48520.030.012	M4X20	200	48520.040.020	M5X25	200	48520.050.025
M3X16	200	48520.030.016						

48520 Slotted cheese head screw / Cilinderschroef met zaaggleuf / Vis à tête cylindrique fendue

d x L	✉	Art.number	d x L	✉	Art.number	d x L	✉	Art.number
M5X30	200	48520.050.030	M6X8	200	48520.060.008	M6X25	200	48520.060.025
M5X35	200	48520.050.035	M6X10	200	48520.060.010	M6X30	200	48520.060.030
M5X40	200	48520.050.040	M6X12	200	48520.060.012	M6X35	200	48520.060.035
M5X50	200	48520.050.050	M6X16	200	48520.060.016	M6X50	200	48520.060.050
			M6X20	200	48520.060.020			

51120 Slotted cheese head screw / Cilinderschroef met zaaggleuf / Vis à tête cylindrique fendue R02A

Thread Metric thread
Material Stainless steel A2



d x L	✉	Art.number	d x L	✉	Art.number	d x L	✉	Art.number
M1X2	1.000	51120.010.002	M2,5X5	500	51120.025.005	M4X20	500	51120.040.020
M1X3	100	51120.010.003	M2,5X6	500	51120.025.006	M4X22	200	51120.040.022
M1X4	100	51120.010.004	M2,5X8	500	51120.025.008	M4X25	200	51120.040.025
M1X5	100	51120.010.005	M2,5X10	500	51120.025.010	M4X28*	1.000	51120.040.028
M1X6	100	51120.010.006	M2,5X12	500	51120.025.012	M4X30	200	51120.040.030
M1X8	100	51120.010.008	M2,5X14*	1.000	51120.025.014	M4X35	200	51120.040.035
M1X10	100	51120.010.010	M2,5X16	500	51120.025.016	M4X40	200	51120.040.040
			M2,5X18*	1.000	51120.025.018	M4X45	200	51120.040.045
M1,2X2*	1.000	51120.012.002	M2,5X20	500	51120.025.020	M4X50	200	51120.040.050
M1,2X3	100	51120.012.003	M2,5X22*	500	51120.025.022	M4X55*	500	51120.040.055
M1,2X4	100	51120.012.004	M2,5X25	500	51120.025.025	M4X60	200	51120.040.060
M1,2X5	100	51120.012.005	M2,5X30	500	51120.025.030	M4X65*	200	51120.040.065
M1,2X6	100	51120.012.006	M2,5X35*	500	51120.025.035	M4X70	200	51120.040.070
M1,2X8	100	51120.012.008	M2,5X55*	500	51120.025.055	M4X75*	200	51120.040.075
M1,2X10*	1.000	51120.012.010				M4X80	200	51120.040.080
			M2,6X5*	1.000	51120.026.005	M4X90*	200	51120.040.090
M1,4X3	1.000	51120.014.003	M2,6X6*	1.000	51120.026.006	M4X100	200	51120.040.100
M1,4X4*	1.000	51120.014.004	M2,6X8*	1.000	51120.026.008			
M1,4X5*	1.000	51120.014.005	M2,6X10*	1.000	51120.026.010	M5X6	200	51120.050.006
M1,4X6	1.000	51120.014.006	M2,6X12*	1.000	51120.026.012	M5X8	200	51120.050.008
M1,4X8	1.000	51120.014.008				M5X10	200	51120.050.010
M1,4X10*	1.000	51120.014.010	M3X3*	500	51120.030.003	M5X12	200	51120.050.012
M1,4X12*	1.000	51120.014.012	M3X4	500	51120.030.004	M5X14	500	51120.050.014
			M3X5	500	51120.030.005	M5X16	200	51120.050.016
M1,6X2*	1.000	51120.016.002	M3X6	500	51120.030.006	M5X18*	500	51120.050.018
M1,6X3	100	51120.016.003	M3X8	500	51120.030.008	M5X20	200	51120.050.020
M1,6X4	100	51120.016.004	M3X10	500	51120.030.010	M5X22*	500	51120.050.022
M1,6X5	100	51120.016.005	M3X12	500	51120.030.012	M5X25	200	51120.050.025
M1,6X6	100	51120.016.006	M3X14	500	51120.030.014	M5X28*	500	51120.050.028
M1,6X8	100	51120.016.008	M3X16	500	51120.030.016	M5X30	200	51120.050.030
M1,6X10	100	51120.016.010	M3X18*	1.000	51120.030.018	M5X35	200	51120.050.035
M1,6X12	100	51120.016.012	M3X20	500	51120.030.020	M5X40	200	51120.050.040
M1,6X14*	1.000	51120.016.014	M3X22*	500	51120.030.022	M5X45	200	51120.050.045
M1,6X16*	1.000	51120.016.016	M3X25	500	51120.030.025	M5X50	200	51120.050.050
M1,6X18*	1.000	51120.016.018	M3X28*	500	51120.030.028	M5X55*	200	51120.050.055
M1,6X20*	1.000	51120.016.020	M3X30	500	51120.030.030	M5X60	200	51120.050.060
			M3X35	500	51120.030.035	M5X65*	200	51120.050.065
M1,7X3*	1.000	51120.017.003	M3X40	500	51120.030.040	M5X70	200	51120.050.070
M1,7X5*	1.000	51120.017.005	M3X45*	200	51120.030.045	M5X80*	100	51120.050.080
M1,7X10*	1.000	51120.017.010	M3X50	500	51120.030.050	M5X90	200	51120.050.090
			M3X55	200	51120.030.055	M5X100	200	51120.050.100
M2X3	500	51120.020.003	M3X60	500	51120.030.060			
M2X4	500	51120.020.004				M6X6	500	51120.060.006
M2X5	500	51120.020.005	M3,5X5*	500	51120.035.005	M6X8	200	51120.060.008
M2X6	500	51120.020.006	M3,5X6*	500	51120.035.006	M6X10	200	51120.060.010
M2X8	500	51120.020.008	M3,5X8*	500	51120.035.008	M6X12	200	51120.060.012
M2X10	500	51120.020.010	M3,5X10*	500	51120.035.010	M6X14*	500	51120.060.014
M2X12	500	51120.020.012	M3,5X12*	500	51120.035.012	M6X16	200	51120.060.016
M2X14*	1.000	51120.020.014	M3,5X16*	500	51120.035.016	M6X18*	500	51120.060.018
M2X16	500	51120.020.016	M3,5X18*	500	51120.035.018	M6X20	200	51120.060.020
M2X18*	1.000	51120.020.018	M3,5X20	500	51120.035.020	M6X22*	200	51120.060.022
M2X20	500	51120.020.020	M3,5X25	500	51120.035.025	M6X25	200	51120.060.025
M2X22*	500	51120.020.022	M3,5X30*	500	51120.035.030	M6X30	200	51120.060.030
M2X25	500	51120.020.025	M3,5X35*	500	51120.035.035	M6X35	100	51120.060.035
M2X30*	500	51120.020.030	M3,5X40*	500	51120.035.040	M6X40	100	51120.060.040
M2X40	500	51120.020.040	M3,5X50*	200	51120.035.050	M6X45	100	51120.060.045
						M6X50	100	51120.060.050
M2,3X3*	1.000	51120.023.003	M4X4*	500	51120.040.004	M6X55	200	51120.060.055
M2,3X4*	1.000	51120.023.004	M4X5*	500	51120.040.005	M6X60	100	51120.060.060
M2,3X5*	1.000	51120.023.005	M4X6	500	51120.040.006	M6X65*	200	51120.060.065
M2,3X8*	1.000	51120.023.008	M4X8	500	51120.040.008	M6X70	100	51120.060.070
M2,3X10*	1.000	51120.023.010	M4X10	500	51120.040.010	M6X75*	200	51120.060.075
M2,3X20*	1.000	51120.023.020	M4X12	500	51120.040.012	M6X80	100	51120.060.080
			M4X14*	500	51120.040.014	M6X90	100	51120.060.090
M2,5X3*	1.000	51120.025.003	M4X16	500	51120.040.016	M6X100	100	51120.060.100
M2,5X4	500	51120.025.004	M4X18	500	51120.040.018			

6

FABORY

51120 Slotted cheese head screw / Cilinderschroef met zaaggleuf / Vis à tête cylindrique fendue

d x L	✉	Art.number	d x L	✉	Art.number	d x L	✉	Art.number
M8X10*	200	51120.080.010	M8X60	100	51120.080.060	M10X35*	100	51120.100.035
M8X12	100	51120.080.012	M8X70	50	51120.080.070	M10X40*	100	51120.100.040
M8X16	100	51120.080.016	M8X80	50	51120.080.080	M10X45	50	51120.100.045
M8X20	100	51120.080.020	M8X90	50	51120.080.090	M10X50	50	51120.100.050
M8X25	100	51120.080.025	M8X100	50	51120.080.100	M10X60*	100	51120.100.060
M8X30	100	51120.080.030				M10X70	50	51120.100.070
M8X35	100	51120.080.035	M10X16*	100	51120.100.016	M10X80*	50	51120.100.080
M8X40	100	51120.080.040	M10X20	50	51120.100.020	M10X90	50	51120.100.090
M8X45*	200	51120.080.045	M10X25	50	51120.100.025	M10X100	50	51120.100.100
M8X50	100	51120.080.050	M10X30	50	51120.100.030			

51121 Slotted cheese head screw / Cilinderschroef met zaaggleuf / Vis à tête cylindrique fendue R02A

Thread Metric thread
Material Stainless steel A2



d x L	✉	Art.number	d x L	✉	Art.number	d x L	✉	Art.number
M2X4	200	51121.020.004	M3X4	200	51121.030.004	M3X50*	200	51121.030.050
M2X10	200	51121.020.010	M3X5	200	51121.030.005			
M2X20	200	51121.020.020	M3X6	200	51121.030.006	M4X6	200	51121.040.006
			M3X10	200	51121.030.010	M4X8	200	51121.040.008
M2,5X4	200	51121.025.004	M3X16	200	51121.030.016	M4X10	200	51121.040.010
M2,5X8	200	51121.025.008	M3X20	200	51121.030.020	M4X12	200	51121.040.012
M2,5X10	200	51121.025.010	M3X25	200	51121.030.025	M4X16	200	51121.040.016
M2,5X12	200	51121.025.012	M3X30	200	51121.030.030	M4X20	200	51121.040.020
			M3X40	200	51121.030.040			

55120 Slotted cheese head screw / Cilinderschroef met zaaggleuf / Vis à tête cylindrique fendue R42A

Thread Metric thread
Material Stainless steel A4



d x L	✉	Art.number	d x L	✉	Art.number	d x L	✉	Art.number
M1X3*	1.000	55120.010.003	M2,5X8	500	55120.025.008	M3,5X40*	500	55120.035.040
M1X4*	1.000	55120.010.004	M2,5X10	500	55120.025.010			
M1X5*	1.000	55120.010.005	M2,5X12	500	55120.025.012	M4X4	500	55120.040.004
			M2,5X14*	1.000	55120.025.014	M4X5*	500	55120.040.005
M1,2X4*	1.000	55120.012.004	M2,5X16	500	55120.025.016	M4X6	500	55120.040.006
M1,2X5*	1.000	55120.012.005	M2,5X18*	1.000	55120.025.018	M4X8	500	55120.040.008
M1,2X6*	1.000	55120.012.006	M2,5X20	500	55120.025.020	M4X10	500	55120.040.010
M1,2X8*	1.000	55120.012.008	M2,5X25	500	55120.025.025	M4X12	500	55120.040.012
			M2,5X30	500	55120.025.030	M4X14	500	55120.040.014
M1,6X3*	1.000	55120.016.003				M4X16	500	55120.040.016
M1,6X4	1.000	55120.016.004	M3X3*	500	55120.030.003	M4X18*	500	55120.040.018
M1,6X5*	1.000	55120.016.005	M3X4	500	55120.030.004	M4X20	500	55120.040.020
M1,6X6*	1.000	55120.016.006	M3X5	500	55120.030.005	M4X22*	500	55120.040.022
M1,6X8*	1.000	55120.016.008	M3X6	500	55120.030.006	M4X25	200	55120.040.025
M1,6X10*	1.000	55120.016.010	M3X7*	1.000	55120.030.007	M4X28*	500	55120.040.028
M1,6X16*	1.000	55120.016.016	M3X8	500	55120.030.008	M4X30	200	55120.040.030
			M3X10	500	55120.030.010	M4X35	200	55120.040.035
M2X3*	1.000	55120.020.003	M3X12	500	55120.030.012	M4X40	200	55120.040.040
M2X4*	1.000	55120.020.004	M3X14	500	55120.030.014	M4X45	200	55120.040.045
M2X5	500	55120.020.005	M3X16	500	55120.030.016	M4X50	200	55120.040.050
M2X6	500	55120.020.006	M3X18	500	55120.030.018	M4X55*	200	55120.040.055
M2X8	500	55120.020.008	M3X20	500	55120.030.020	M4X60*	500	55120.040.060
M2X10	500	55120.020.010	M3X22*	500	55120.030.022	M4X70*	200	55120.040.070
M2X12	500	55120.020.012	M3X25	500	55120.030.025	M4X75*	100	55120.040.075
M2X14*	1.000	55120.020.014	M3X30	500	55120.030.030	M4X80	200	55120.040.080
M2X16	500	55120.020.016	M3X35*	500	55120.030.035	M4X90	200	55120.040.090
M2X18*	1.000	55120.020.018	M3X40	500	55120.030.040	M4X100	200	55120.040.100
M2X20	500	55120.020.020	M3X45*	200	55120.030.045			
M2X25	500	55120.020.025	M3X50	500	55120.030.050	M5X6	500	55120.050.006
			M3X60	500	55120.030.060	M5X8	200	55120.050.008
M2,3X6*	1.000	55120.023.006				M5X10	200	55120.050.010
M2,3X7*	1.000	55120.023.007	M3,5X5*	500	55120.035.005	M5X12	200	55120.050.012
M2,3X8*	1.000	55120.023.008	M3,5X6*	500	55120.035.006	M5X14*	500	55120.050.014
M2,3X10*	1.000	55120.023.010	M3,5X8*	500	55120.035.008	M5X16	200	55120.050.016
M2,3X12*	1.000	55120.023.012	M3,5X10*	500	55120.035.010	M5X18*	500	55120.050.018
M2,3X14*	1.000	55120.023.014	M3,5X12*	500	55120.035.012	M5X20	200	55120.050.020
			M3,5X20*	500	55120.035.020	M5X22*	500	55120.050.022
M2,5X3*	1.000	55120.025.003	M3,5X22*	500	55120.035.022	M5X25	200	55120.050.025
M2,5X4*	1.000	55120.025.004	M3,5X30*	500	55120.035.030	M5X30	200	55120.050.030
M2,5X5	500	55120.025.005	M3,5X35*	500	55120.035.035	M5X35	200	55120.050.035
M2,5X6	500	55120.025.006						

55120 Slotted cheese head screw / Cilinderschroef met zaaggleuf / Vis à tête cylindrique fendue ←

d x L	✉	Art.number	d x L	✉	Art.number	d x L	✉	Art.number
M5X40	200	55120.050.040	M6X35	100	55120.060.035	M8X60	100	55120.080.060
M5X45	200	55120.050.045	M6X40	100	55120.060.040	M8X70*	100	55120.080.070
M5X50	200	55120.050.050	M6X45	100	55120.060.045	M8X80*	100	55120.080.080
M5X55*	200	55120.050.055	M6X50	100	55120.060.050	M8X90	50	55120.080.090
M5X60	200	55120.050.060	M6X55*	200	55120.060.055	M8X100	50	55120.080.100
M5X70	200	55120.050.070	M6X60	100	55120.060.060			
M5X75*	100	55120.050.075	M6X70	100	55120.060.070	M10X16*	100	55120.100.016
M5X80*	200	55120.050.080	M6X80	100	55120.060.080	M10X20	50	55120.100.020
M5X90	200	55120.050.090	M6X90*	100	55120.060.090	M10X25	50	55120.100.025
M5X100*	100	55120.050.100	M6X100	100	55120.060.100	M10X30	50	55120.100.030
						M10X35	50	55120.100.035
M6X8	200	55120.060.008	M8X10*	200	55120.080.010	M10X40*	100	55120.100.040
M6X10	200	55120.060.010	M8X12*	200	55120.080.012	M10X45	50	55120.100.045
M6X12	200	55120.060.012	M8X16	100	55120.080.016	M10X50	50	55120.100.050
M6X14*	500	55120.060.014	M8X20	100	55120.080.020	M10X60	50	55120.100.060
M6X16	200	55120.060.016	M8X25	100	55120.080.025	M10X70	50	55120.100.070
M6X18*	500	55120.060.018	M8X30	100	55120.080.030	M10X80	50	55120.100.080
M6X20	200	55120.060.020	M8X35	100	55120.080.035	M10X90	50	55120.100.090
M6X22*	200	55120.060.022	M8X40	100	55120.080.040	M10X100*	50	55120.100.100
M6X25	200	55120.060.025	M8X45*	200	55120.080.045			
M6X30	200	55120.060.030	M8X50	100	55120.080.050			

56410 Slotted cheese head screw / Cilinderschroef met zaaggleuf / Vis à tête cylindrique fendue W02A

6

Thread	Metric thread	DIN	≈84
Material	Plastic Polyamide (nylon)	ISO	≈1207
Class	6.6	NF	≈E25-127
Color	White	NEN	≈1602
		BS	≈4183
		ASME	≈B18.6.7M



d x L	✉	Art.number	d x L	✉	Art.number	d x L	✉	Art.number
M3X4	200	56410.030.004				M6X40	50	56410.060.040
M3X6	200	56410.030.006	M5X6	100	56410.050.006	M6X50	50	56410.060.050
M3X8	200	56410.030.008	M5X8	100	56410.050.008	M6X60	50	56410.060.060
M3X10	200	56410.030.010	M5X10	100	56410.050.010	M6X80	50	56410.060.080
M3X12	200	56410.030.012	M5X12	100	56410.050.012			
M3X16	200	56410.030.016	M5X16	100	56410.050.016	M8X10	25	56410.080.010
M3X20	200	56410.030.020	M5X20	100	56410.050.020	M8X16	25	56410.080.016
M3X25	200	56410.030.025	M5X25	100	56410.050.025	M8X20	25	56410.080.020
M3X30	200	56410.030.030	M5X30	100	56410.050.030	M8X25	25	56410.080.025
			M5X40	100	56410.050.040	M8X30	25	56410.080.030
M4X6	200	56410.040.006	M5X50	100	56410.050.050	M8X40	25	56410.080.040
M4X8	200	56410.040.008				M8X50	25	56410.080.050
M4X10	200	56410.040.010	M6X10	50	56410.060.010	M8X60	25	56410.080.060
M4X12	200	56410.040.012	M6X12	50	56410.060.012	M8X80	25	56410.080.080
M4X16	200	56410.040.016	M6X16	50	56410.060.016			
M4X20	200	56410.040.020	M6X20	50	56410.060.020	M10X20	25	56410.100.020
M4X25	200	56410.040.025	M6X25	50	56410.060.025	M10X30	25	56410.100.030
M4X30	200	56410.040.030	M6X30	50	56410.060.030	M10X40	25	56410.100.040
M4X40	200	56410.040.040						

FABORY

Slotted countersunk head screw

Verzonken schroef met zaaggleuf / Vis à tête fraisée fendue

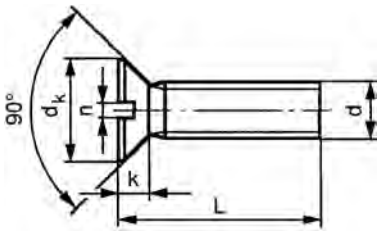

DIN	**963 A**
ISO	2009
NF	E25-123
NEN	2370
BS	4183
ASME	B18.6.7M



Technical Data

d	d_k	Full thread if L ≤	k (max.)	n	P
M1	1.9	5	0.6	0.25	0.25
M1.2	2.4	5	0.72	0.3	0.25
M1.4	2.6	16	0.84	0.3	0.30
M1.6	3	16	0.96	0.4	0.35
M2	3.8	18	1.2	0.5	0.40
M2.5	4.7	20	1.5	0.6	0.45
M3	5.6	22	1.65	0.8	0.50
M3.5	6.5	25	1.93	0.8	0.60
M4	7.5	25	2.2	1	0.70
M5	9.2	30	2.5	1.2	0.80
M6	11	35	3	1.6	1.00
M8	14.5	40	4	2	1.25
M10	18	50	5	2.5	1.50
M12	22	60	6	3	1.75
M14	25	60	7	3	2.00
M16	29	70	10	5	2.50
M18	33	80	9	4	2.50
M20	36	80	10	5	2.50

Article groups

Thread	Driving features	Material	Class	Surface treatment		Color	Code	Page
M	Slotted	St.	8.8	ZPL			24412	6-14
M	Slotted	St.	4.8	Plain	turned		24538	6-15
M	Slotted	St.	4.8	Plain			24539	6-15
M	Slotted	St.	4.8	ZPL			24540	6-15
M	Slotted	Br. CU2/CU3					48170	6-16
M	Slotted	Br. CU2/CU3		Ni.pl.			48550	6-17
M	Slotted	St.st. A2			large pack		51110	6-17
M	Slotted	St.st. A2					51111	6-18
M	Slotted	St.st. A4					55110	6-19
M	Slotted	Plastic PA	6.6			White	56440	6-20

24412 **Slotted countersunk head screw / Verzonken schroef met zaaggleuf / Vis à tête fraisée fendue** **H07A**

Thread	Metric thread
Material	Steel
Class	8.8
Surface treatment	Zinc plated



d x L	✉	Art.number	d x L	✉	Art.number	d x L	✉	Art.number
M2,5X6	200	24412.025.006	M4X8	200	24412.040.008	M5X20	200	24412.050.020
M2,5X10	200	24412.025.010	M4X10	200	24412.040.010	M5X25	200	24412.050.025
M2,5X12	200	24412.025.012	M4X12	200	24412.040.012	M5X40	200	24412.050.040
			M4X16	200	24412.040.016			
M3X5	200	24412.030.005	M4X20	200	24412.040.020	M6X10	200	24412.060.010
M3X6	200	24412.030.006	M4X30	200	24412.040.030	M6X12	200	24412.060.012
M3X8	200	24412.030.008				M6X16	200	24412.060.016
M3X10	200	24412.030.010	M5X8	200	24412.050.008	M6X20	200	24412.060.020
M3X12	200	24412.030.012	M5X10	200	24412.050.010	M6X25	200	24412.060.025
M3X16	200	24412.030.016	M5X12	200	24412.050.012	M6X30	200	24412.060.030
M3X20	200	24412.030.020	M5X16	200	24412.050.016	M6X40	200	24412.060.040

24538 Slotted countersunk head screw / Verzonken schroef met zaaggleuf / Vis à tête fraisée fendue — H01A

Thread Metric thread
Material Steel
Class 4.8
Surface treatment Plain



d x L	✉	Art.number	d x L	✉	Art.number	d x L	✉	Art.number
M1,4X3*	100	24538.014.003				M1,6X8*	100	24538.016.008
M1,4X5*	100	24538.014.005	M1,6X3*	100	24538.016.003	M1,6X10*	100	24538.016.010
M1,4X6*	100	24538.014.006	M1,6X4*	100	24538.016.004	M1,6X12*	100	24538.016.012
M1,4X8*	100	24538.014.008	M1,6X5*	100	24538.016.005	M1,6X16*	100	24538.016.016
M1,4X10*	100	24538.014.010	M1,6X6*	100	24538.016.006			

24539 Slotted countersunk head screw / Verzonken schroef met zaaggleuf / Vis à tête fraisée fendue — H01A

Thread Metric thread
Material Steel
Class 4.8
Surface treatment Plain



d x L	✉	Art.number	d x L	✉	Art.number	d x L	✉	Art.number
M2X4*	2.000	24539.020.004				M8X100*	100	24539.080.100
M2X5*	2.000	24539.020.005	M5X6*	2.000	24539.050.006			
M2X6*	2.000	24539.020.006	M5X8*	2.000	24539.050.008	M10X16*	200	24539.100.016
M2X8*	2.000	24539.020.008	M5X10*	2.000	24539.050.010	M10X20*	200	24539.100.020
M2X10*	2.000	24539.020.010	M5X12*	1.000	24539.050.012	M10X25*	200	24539.100.025
M2X12*	2.000	24539.020.012	M5X16*	1.000	24539.050.016	M10X30*	200	24539.100.030
M2X16*	2.000	24539.020.016	M5X20*	1.000	24539.050.020	M10X35*	200	24539.100.035
M2X20*	2.000	24539.020.020	M5X25*	1.000	24539.050.025	M10X40*	200	24539.100.040
			M5X30*	1.000	24539.050.030	M10X45*	100	24539.100.045
M2,5X4*	2.000	24539.025.004	M5X35*	500	24539.050.035	M10X50*	100	24539.100.050
M2,5X5*	2.000	24539.025.005	M5X40*	500	24539.050.040	M10X55*	100	24539.100.055
M2,5X6*	2.000	24539.025.006	M5X45*	500	24539.050.045	M10X60*	100	24539.100.060
M2,5X8*	2.000	24539.025.008	M5X50*	500	24539.050.050	M10X70*	100	24539.100.070
M2,5X10*	2.000	24539.025.010				M10X80*	100	24539.100.080
M2,5X12*	2.000	24539.025.012	M6X10*	1.000	24539.060.010	M10X90*	100	24539.100.090
M2,5X16*	2.000	24539.025.016	M6X12*	1.000	24539.060.012	M10X100*	100	24539.100.100
			M6X16*	1.000	24539.060.016			
M3X4*	2.000	24539.030.004	M6X20*	1.000	24539.060.020	M12X20*	200	24539.120.020
M3X5*	2.000	24539.030.005	M6X25*	500	24539.060.025	M12X25*	200	24539.120.025
M3X6*	2.000	24539.030.006	M6X30*	500	24539.060.030	M12X30*	200	24539.120.030
M3X8*	2.000	24539.030.008	M6X40*	500	24539.060.040	M12X35*	100	24539.120.035
M3X10*	2.000	24539.030.010	M6X45*	500	24539.060.045	M12X40*	100	24539.120.040
M3X12*	2.000	24539.030.012	M6X50*	200	24539.060.050	M12X45*	100	24539.120.045
M3X16*	2.000	24539.030.016	M6X55*	200	24539.060.055	M12X50*	100	24539.120.050
M3X20*	2.000	24539.030.020	M6X60*	200	24539.060.060	M12X60*	50	24539.120.060
M3X25*	2.000	24539.030.025	M6X65*	200	24539.060.065	M12X70*	50	24539.120.070
M3X30*	2.000	24539.030.030	M6X70*	200	24539.060.070	M12X80*	50	24539.120.080
M3X40*	1.000	24539.030.040	M6X80*	200	24539.060.080	M12X90*	50	24539.120.090
			M6X100*	200	24539.060.100			
M4X5*	2.000	24539.040.005				M16X30*	50	24539.160.030
M4X6*	2.000	24539.040.006	M8X10*	500	24539.080.010	M16X35*	50	24539.160.035
M4X8*	2.000	24539.040.008	M8X12*	500	24539.080.012	M16X40*	50	24539.160.040
M4X10*	2.000	24539.040.010	M8X16*	500	24539.080.016	M16X45*	50	24539.160.045
M4X12*	2.000	24539.040.012	M8X18*	500	24539.080.018	M16X50*	50	24539.160.050
M4X16*	2.000	24539.040.016	M8X20*	500	24539.080.020	M16X55*	50	24539.160.055
M4X18*	2.000	24539.040.018	M8X25*	500	24539.080.025	M16X60*	50	24539.160.060
M4X20*	2.000	24539.040.020	M8X30*	200	24539.080.030	M16X70*	25	24539.160.070
M4X22*	1.000	24539.040.022	M8X35*	200	24539.080.035	M16X80*	25	24539.160.080
M4X25*	1.000	24539.040.025	M8X40*	200	24539.080.040			
M4X30*	1.000	24539.040.030	M8X45*	200	24539.080.045	M20X40*	25	24539.200.040
M4X35*	1.000	24539.040.035	M8X50*	200	24539.080.050	M20X50*	25	24539.200.050
M4X40*	1.000	24539.040.040	M8X55*	200	24539.080.055	M20X60*	25	24539.200.060
M4X45*	1.000	24539.040.045	M8X60*	200	24539.080.060	M20X70*	25	24539.200.070
M4X50*	1.000	24539.040.050	M8X70*	200	24539.080.070	M20X80*	25	24539.200.080
M4X60*	500	24539.040.060	M8X80*	100	24539.080.080			

24540 Slotted countersunk head screw / Verzonken schroef met zaaggleuf / Vis à tête fraisée fendue — H01A

Thread Metric thread
Material Steel
Class 4.8
Surface treatment Zinc plated



d x L	✉	Art.number	d x L	✉	Art.number	d x L	✉	Art.number
M2X4	200	24540.020.004	M2X8	200	24540.020.008	M2X16	200	24540.020.016
M2X5	200	24540.020.005	M2X10	200	24540.020.010	M2X20	200	24540.020.020
M2X6	200	24540.020.006	M2X12	200	24540.020.012	M2X25	200	24540.020.025

24540 Slotted countersunk head screw / Verzonken schroef met zaaggleuf / Vis à tête fraisée fendue

d x L	✉	Art.number
M2,5X4	200	24540.025.004
M2,5X5	200	24540.025.005
M2,5X6	200	24540.025.006
M2,5X8	200	24540.025.008
M2,5X10	200	24540.025.010
M2,5X12	200	24540.025.012
M2,5X14	200	24540.025.014
M2,5X16	200	24540.025.016
M2,5X20	200	24540.025.020
M2,5X25	200	24540.025.025
M2,5X30	200	24540.025.030
M3X4	200	24540.030.004
M3X5	200	24540.030.005
M3X6	200	24540.030.006
M3X8	200	24540.030.008
M3X10	200	24540.030.010
M3X12	200	24540.030.012
M3X14*	2.000	24540.030.014
M3X16	200	24540.030.016
M3X18*	2.000	24540.030.018
M3X20	200	24540.030.020
M3X25	200	24540.030.025
M3X30	200	24540.030.030
M3X35	200	24540.030.035
M3X40	200	24540.030.040
M3X45	200	24540.030.045
M3X50	200	24540.030.050
M3X55*	1.000	24540.030.055
M3X60	200	24540.030.060
M3X70	200	24540.030.070
M3X100	200	24540.030.100
M3,5X8	200	24540.035.008
M3,5X10	200	24540.035.010
M3,5X12	200	24540.035.012
M3,5X16	200	24540.035.016
M3,5X20	200	24540.035.020
M3,5X25	200	24540.035.025
M3,5X30	200	24540.035.030
M3,5X40	200	24540.035.040
M4X5*	2.000	24540.040.005
M4X6	200	24540.040.006
M4X8	200	24540.040.008
M4X10	200	24540.040.010
M4X12	200	24540.040.012
M4X16	200	24540.040.016
M4X18*	200	24540.040.018
M4X20	200	24540.040.020
M4X22*	1.000	24540.040.022
M4X25	200	24540.040.025
M4X30	200	24540.040.030
M4X35	200	24540.040.035
M4X40	200	24540.040.040
M4X45	200	24540.040.045
M4X50	200	24540.040.050
M4X55	500	24540.040.055
M4X60	200	24540.040.060
M4X65*	200	24540.040.065
M4X70	200	24540.040.070
M4X80	200	24540.040.080
M4X90*	100	24540.040.090
M4X100	200	24540.040.100
M5X6	200	24540.050.006
M5X8	200	24540.050.008
M5X10	200	24540.050.010
M5X12	200	24540.050.012
M5X14*	1.000	24540.050.014
M5X16	200	24540.050.016
M5X18*	200	24540.050.018
M5X20	200	24540.050.020
M5X22	200	24540.050.022
M5X25	200	24540.050.025
M5X30	200	24540.050.030
M5X35	200	24540.050.035
M5X40	200	24540.050.040
M5X45	200	24540.050.045
M5X50	200	24540.050.050
M5X55	200	24540.050.055
M5X60	200	24540.050.060
M5X70	200	24540.050.070
M5X80	100	24540.050.080
M5X90	100	24540.050.090
M5X100	100	24540.050.100
M6X8	200	24540.060.008
M6X10	200	24540.060.010
M6X12	200	24540.060.012
M6X14*	1.000	24540.060.014
M6X16	200	24540.060.016
M6X18	200	24540.060.018
M6X20	200	24540.060.020
M6X22*	200	24540.060.022
M6X25	200	24540.060.025
M6X30	200	24540.060.030
M6X35	200	24540.060.035
M6X40	200	24540.060.040
M6X45	200	24540.060.045
M6X50	200	24540.060.050
M6X55*	200	24540.060.055
M6X60	200	24540.060.060
M6X70	200	24540.060.070
M6X75	100	24540.060.075
M6X80	100	24540.060.080
M6X90	100	24540.060.090
M6X100	100	24540.060.100
M8X10	200	24540.080.010
M8X12	200	24540.080.012
M8X16	200	24540.080.016
M8X18*	500	24540.080.018
M8X20	200	24540.080.020
M8X25	200	24540.080.025
M8X30	200	24540.080.030
M8X35	200	24540.080.035
M8X40	200	24540.080.040
M8X45	200	24540.080.045
M8X50	200	24540.080.050
M8X55*	100	24540.080.055
M8X60	100	24540.080.060
M8X70	100	24540.080.070
M8X80	100	24540.080.080
M8X90	100	24540.080.090
M8X100	100	24540.080.100
M10X16	200	24540.100.016
M10X18*	100	24540.100.018
M10X20	200	24540.100.020
M10X25	200	24540.100.025
M10X30	200	24540.100.030
M10X35	100	24540.100.035
M10X38*	125	24540.100.038
M10X40	100	24540.100.040
M10X45	100	24540.100.045
M10X50	100	24540.100.050
M10X55*	100	24540.100.055
M10X60	100	24540.100.060
M10X70	100	24540.100.070
M10X80	100	24540.100.080
M10X90*	100	24540.100.090
M10X100	100	24540.100.100
M12X20	100	24540.120.020
M12X25*	100	24540.120.025
M12X30	100	24540.120.030
M12X35*	100	24540.120.035
M12X40	100	24540.120.040
M12X45	100	24540.120.045
M12X50	100	24540.120.050
M12X55*	50	24540.120.055
M12X60	100	24540.120.060
M12X70	100	24540.120.070
M12X80	100	24540.120.080
M12X90*	50	24540.120.090
M12X100	100	24540.120.100
M16X30	50	24540.160.030
M16X35	50	24540.160.035
M16X40	50	24540.160.040
M16X45	50	24540.160.045
M16X50	50	24540.160.050
M16X55*	50	24540.160.055
M16X60	50	24540.160.060
M16X70*	50	24540.160.070
M16X80	50	24540.160.080
M16X90	50	24540.160.090
M20X40	50	24540.200.040
M20X45*	25	24540.200.045
M20X50	50	24540.200.050
M20X60	25	24540.200.060
M20X70	25	24540.200.070

48170 Slotted countersunk head screw / Verzonken schroef met zaaggleuf / Vis à tête fraisée fendue M05A

Thread Metric thread
Material Brass CU2/CU3



d x L	✉	Art.number
M1,6X4*	100	48170.016.004
M1,6X6*	100	48170.016.006
M1,6X10*	100	48170.016.010
M2X4*	200	48170.020.004
M2X5	200	48170.020.005
M2X6	200	48170.020.006
M2X8*	200	48170.020.008
M2X10	200	48170.020.010
M2X12*	200	48170.020.012
M2X16*	200	48170.020.016
M2X20*	200	48170.020.020
M2,5X4*	200	48170.025.004
M2,5X5*	200	48170.025.005
M2,5X6	200	48170.025.006
M2,5X8*	200	48170.025.008
M2,5X10	200	48170.025.010
M2,5X12	200	48170.025.012
M2,5X16*	200	48170.025.016
M2,5X18*	200	48170.025.018
M2,5X20	200	48170.025.020
M3X4*	1.000	48170.030.004
M3X5	200	48170.030.005
M3X6	200	48170.030.006
M3X8	200	48170.030.008
M3X10	200	48170.030.010
M3X12	200	48170.030.012
M3X16	200	48170.030.016
M3X18*	200	48170.030.018
M3X20	200	48170.030.020
M3X25	200	48170.030.025
M3X30	200	48170.030.030
M3X35*	200	48170.030.035
M3X40*	200	48170.030.040

48170 Slotted countersunk head screw / Verzonken schroef met zaaggleuf / Vis à tête fraisée fendue ←

d x L	✉	Art.number	d x L	✉	Art.number	d x L	✉	Art.number
						M10X16	100	48170.100.016
M4X5*	200	48170.040.005	M6X8	200	48170.060.008	M10X20	100	48170.100.020
M4X6	200	48170.040.006	M6X10	200	48170.060.010	M10X25	100	48170.100.025
M4X8	200	48170.040.008	M6X12	200	48170.060.012	M10X30	100	48170.100.030
M4X10	200	48170.040.010	M6X16	200	48170.060.016	M10X35	100	48170.100.035
M4X12	200	48170.040.012	M6X20	200	48170.060.020	M10X40	100	48170.100.040
M4X16	200	48170.040.016	M6X25	200	48170.060.025	M10X45	100	48170.100.045
M4X18*	200	48170.040.018	M6X30	200	48170.060.030	M10X50	100	48170.100.050
M4X20	200	48170.040.020	M6X35	200	48170.060.035	M10X60	100	48170.100.060
M4X25	200	48170.040.025	M6X40	200	48170.060.040	M10X70	100	48170.100.070
M4X30	200	48170.040.030	M6X45	200	48170.060.045	M10X80	100	48170.100.080
M4X35	200	48170.040.035	M6X50	200	48170.060.050			
M4X40	200	48170.040.040	M6X60	100	48170.060.060	M12X20	100	48170.120.020
M4X45*	200	48170.040.045	M6X70	100	48170.060.070	M12X25	100	48170.120.025
M4X50	200	48170.040.050	M6X80*	100	48170.060.080	M12X30	100	48170.120.030
						M12X35	100	48170.120.035
M5X8	200	48170.050.008	M8X12*	100	48170.080.012	M12X40	100	48170.120.040
M5X10	200	48170.050.010	M8X16	100	48170.080.016	M12X45*	50	48170.120.045
M5X12	200	48170.050.012	M8X20	100	48170.080.020	M12X50	100	48170.120.050
M5X16	200	48170.050.016	M8X25	100	48170.080.025	M12X60	100	48170.120.060
M5X18*	200	48170.050.018	M8X30	100	48170.080.030	M12X70	100	48170.120.070
M5X20	200	48170.050.020	M8X35	100	48170.080.035	M12X80	100	48170.120.080
M5X25	200	48170.050.025	M8X40	100	48170.080.040			
M5X30	200	48170.050.030	M8X45*	100	48170.080.045	M16X25*	25	48170.160.025
M5X35	200	48170.050.035	M8X50	100	48170.080.050	M16X30*	25	48170.160.030
M5X40	200	48170.050.040	M8X60	100	48170.080.060	M16X35*	25	48170.160.035
M5X45*	200	48170.050.045	M8X70*	100	48170.080.070	M16X40*	25	48170.160.040
M5X50	200	48170.050.050	M8X80*	100	48170.080.080	M16X45*	25	48170.160.045
M5X60	200	48170.050.060				M16X50*	25	48170.160.050

48550 Slotted countersunk head screw / Verzonken schroef met zaaggleuf / Vis à tête fraisée fendue M05A

Thread Metric thread
Material Brass CU2/CU3
Surface treatment Nickel plated



d x L	✉	Art.number	d x L	✉	Art.number	d x L	✉	Art.number
M2,5X20	200	48550.025.020	M4X10	200	48550.040.010	M5X60	200	48550.050.060
			M4X16	200	48550.040.016	M5X70	200	48550.050.070
M3X6	200	48550.030.006	M4X20*	200	48550.040.020			
M3X10*	200	48550.030.010	M4X30	200	48550.040.030	M6X10	200	48550.060.010
M3X12	200	48550.030.012	M4X50	200	48550.040.050	M6X16	200	48550.060.016
M3X16	200	48550.030.016				M6X20*	200	48550.060.020
M3X20*	200	48550.030.020	M5X10*	200	48550.050.010	M6X40	200	48550.060.040
M3X25	200	48550.030.025	M5X12	200	48550.050.012	M6X50	200	48550.060.050
M3X30*	200	48550.030.030	M5X16*	200	48550.050.016			
M3X50	200	48550.030.050	M5X20	200	48550.050.020	M8X16	100	48550.080.016
			M5X25	200	48550.050.025	M8X50	100	48550.080.050
M4X8	200	48550.040.008	M5X40	200	48550.050.040			

51110 Slotted countersunk head screw / Verzonken schroef met zaaggleuf / Vis à tête fraisée fendue R02A

Thread Metric thread
Material Stainless steel A2



d x L	✉	Art.number	d x L	✉	Art.number	d x L	✉	Art.number
M1X2*	1.000	51110.010.002	M1,4X8*	1.000	51110.014.008	M2X8	500	51110.020.008
M1X3*	1.000	51110.010.003	M1,4X10*	1.000	51110.014.010	M2X10	500	51110.020.010
M1X4*	1.000	51110.010.004	M1,4X12*	1.000	51110.014.012	M2X12*	500	51110.020.012
M1X5*	1.000	51110.010.005				M2X14*	1.000	51110.020.014
M1X6*	1.000	51110.010.006	M1,6X2*	1.000	51110.016.002	M2X16	500	51110.020.016
M1X8*	1.000	51110.010.008	M1,6X3*	1.000	51110.016.003	M2X18*	1.000	51110.020.018
M1X10*	1.000	51110.010.010	M1,6X4	100	51110.016.004	M2X20	500	51110.020.020
			M1,6X5	100	51110.016.005	M2X22*	500	51110.020.022
M1,2X2*	1.000	51110.012.002	M1,6X6	100	51110.016.006	M2X25*	500	51110.020.025
M1,2X3*	1.000	51110.012.003	M1,6X8	100	51110.016.008	M2X28*	500	51110.020.028
M1,2X4*	1.000	51110.012.004	M1,6X10	100	51110.016.010	M2X30*	500	51110.020.030
M1,2X5*	1.000	51110.012.005	M1,6X12	100	51110.016.012	M2X35*	500	51110.020.035
M1,2X6*	1.000	51110.012.006	M1,6X14*	1.000	51110.016.014	M2X40*	500	51110.020.040
M1,2X8*	1.000	51110.012.008	M1,6X16*	1.000	51110.016.016			
						M2,5X4	500	51110.025.004
M1,4X3*	1.000	51110.014.003	M2X3*	1.000	51110.020.003	M2,5X5	500	51110.025.005
M1,4X4*	1.000	51110.014.004	M2X4	500	51110.020.004	M2,5X6	500	51110.025.006
M1,4X5*	1.000	51110.014.005	M2X5	500	51110.020.005	M2,5X8	500	51110.025.008
M1,4X6*	1.000	51110.014.006	M2X6	500	51110.020.006	M2,5X10	500	51110.025.010

6

51110 Slotted countersunk head screw / Verzonken schroef met zaaggleuf / Vis à tête fraisée fendue

d x L	✉	Art.number	d x L	✉	Art.number	d x L	✉	Art.number
M2,5X12	500	51110.025.012	M5X12	200	51110.050.012	M8X70	100	51110.080.070
M2,5X14*	1.000	51110.025.014	M5X14*	500	51110.050.014	M8X80	100	51110.080.080
M2,5X16	500	51110.025.016	M5X16	200	51110.050.016	M8X90	100	51110.080.090
M2,5X20	500	51110.025.020	M5X18*	500	51110.050.018	M8X100	100	51110.080.100
M2,5X25*	500	51110.025.025	M5X20	200	51110.050.020	M8X110*	100	51110.080.110
M2,5X30*	500	51110.025.030	M5X22*	500	51110.050.022	M8X120*	100	51110.080.120
			M5X25	200	51110.050.025	M8X130*	100	51110.080.130
M3X3*	500	51110.030.003	M5X28*	500	51110.050.028	M8X140*	100	51110.080.140
M3X4	500	51110.030.004	M5X30	200	51110.050.030			
M3X5	500	51110.030.005	M5X35	200	51110.050.035	M10X16*	100	51110.100.016
M3X6	500	51110.030.006	M5X40	200	51110.050.040	M10X20	50	51110.100.020
M3X8	500	51110.030.008	M5X45*	200	51110.050.045	M10X25	50	51110.100.025
M3X10	500	51110.030.010	M5X50	200	51110.050.050	M10X30	50	51110.100.030
M3X12	500	51110.030.012	M5X55	200	51110.050.055	M10X35	100	51110.100.035
M3X14*	500	51110.030.014	M5X60	200	51110.050.060	M10X40	50	51110.100.040
M3X16	500	51110.030.016	M5X65*	200	51110.050.065	M10X45	50	51110.100.045
M3X18*	500	51110.030.018	M5X70	200	51110.050.070	M10X50	100	51110.100.050
M3X20	500	51110.030.020	M5X80	200	51110.050.080	M10X55*	100	51110.100.055
M3X22*	500	51110.030.022	M5X90*	200	51110.050.090	M10X60*	100	51110.100.060
M3X25	500	51110.030.025	M5X100	200	51110.050.100	M10X70	50	51110.100.070
M3X30	500	51110.030.030	M5X120	200	51110.050.120	M10X80	50	51110.100.080
M3X35	500	51110.030.035				M10X90*	50	51110.100.090
M3X40	500	51110.030.040	M6X8	200	51110.060.008	M10X100*	50	51110.100.100
M3X45	200	51110.030.045	M6X10	200	51110.060.010	M10X110*	50	51110.100.110
M3X50	200	51110.030.050	M6X12	200	51110.060.012	M10X120	50	51110.100.120
M3X60	200	51110.030.060	M6X14	200	51110.060.014	M10X130*	50	51110.100.130
			M6X16	200	51110.060.016			
M3,5X6*	500	51110.035.006	M6X18*	500	51110.060.018	M12X20*	50	51110.120.020
M3,5X8	500	51110.035.008	M6X20	200	51110.060.020	M12X25	100	51110.120.025
M3,5X10	500	51110.035.010	M6X22	200	51110.060.022	M12X30*	50	51110.120.030
M3,5X12	500	51110.035.012	M6X25	200	51110.060.025	M12X35	50	51110.120.035
M3,5X16*	500	51110.035.016	M6X28*	200	51110.060.028	M12X40*	50	51110.120.040
M3,5X20*	500	51110.035.020	M6X30	200	51110.060.030	M12X45*	50	51110.120.045
M3,5X30*	500	51110.035.030	M6X35	100	51110.060.035	M12X50*	50	51110.120.050
			M6X40	100	51110.060.040	M12X55*	50	51110.120.055
M4X5	500	51110.040.005	M6X45	100	51110.060.045	M12X60*	50	51110.120.060
M4X6	500	51110.040.006	M6X50	100	51110.060.050	M12X70*	50	51110.120.070
M4X7*	500	51110.040.007	M6X55*	200	51110.060.055	M12X80*	50	51110.120.080
M4X8	500	51110.040.008	M6X60	100	51110.060.060	M12X90*	50	51110.120.090
M4X10	500	51110.040.010	M6X70	100	51110.060.070	M12X100*	50	51110.120.100
M4X12	500	51110.040.012	M6X75	100	51110.060.075	M12X120*	50	51110.120.120
M4X14*	500	51110.040.014	M6X80	100	51110.060.080			
M4X16	500	51110.040.016	M6X90	100	51110.060.090	M14X120*	25	51110.140.120
M4X18*	500	51110.040.018	M6X100	100	51110.060.100			
M4X20	500	51110.040.020	M6X110*	200	51110.060.110	M16X25*	25	51110.160.025
M4X22*	500	51110.040.022	M6X120	200	51110.060.120	M16X30*	25	51110.160.030
M4X25	200	51110.040.025				M16X35*	25	51110.160.035
M4X28*	500	51110.040.028	M8X10*	200	51110.080.010	M16X50*	25	51110.160.050
M4X30	200	51110.040.030	M8X12	100	51110.080.012	M16X55	25	51110.160.055
M4X35	200	51110.040.035	M8X14*	200	51110.080.014	M16X60*	25	51110.160.060
M4X40	200	51110.040.040	M8X16	100	51110.080.016	M16X70*	25	51110.160.070
M4X45*	500	51110.040.045	M8X18*	200	51110.080.018	M16X100*	25	51110.160.100
M4X50	200	51110.040.050	M8X20	100	51110.080.020	M16X120*	10	51110.160.120
M4X55*	500	51110.040.055	M8X22*	200	51110.080.022	M16X150*	10	51110.160.150
M4X60	200	51110.040.060	M8X25	100	51110.080.025			
M4X70	200	51110.040.070	M8X30	100	51110.080.030	M18X60*	25	51110.180.060
M4X80	200	51110.040.080	M8X35	100	51110.080.035	M18X80*	25	51110.180.080
M4X100	200	51110.040.100	M8X40	100	51110.080.040			
			M8X45	100	51110.080.045	M20X110*	10	51110.200.110
M5X6	500	51110.050.006	M8X50	100	51110.080.050	M20X120*	10	51110.200.120
M5X8	200	51110.050.008	M8X55	100	51110.080.055	M20X130*	10	51110.200.130
M5X10	200	51110.050.010	M8X60	100	51110.080.060	M20X150*	10	51110.200.150

51111 Slotted countersunk head screw / Verzonken schroef met zaaggleuf / Vis à tête fraisée fendue R02A

Thread Metric thread
Material Stainless steel A2



d x L	✉	Art.number	d x L	✉	Art.number	d x L	✉	Art.number
M2X10	200	51111.020.010	M3X4	200	51111.030.004	M3X30	200	51111.030.030
M2X16	200	51111.020.016	M3X6	200	51111.030.006			
			M3X8	200	51111.030.008	M4X6	200	51111.040.006
M2,5X4	200	51111.025.004	M3X10	200	51111.030.010	M4X8	200	51111.040.008
M2,5X5	200	51111.025.005	M3X12	200	51111.030.012	M4X10	200	51111.040.010
M2,5X16*	200	51111.025.016	M3X16	200	51111.030.016	M4X12	200	51111.040.012
M2,5X20	200	51111.025.020	M3X20	200	51111.030.020	M4X16	200	51111.040.016
			M3X25	200	51111.030.025	M4X20	200	51111.040.020

55110 Slotted countersunk head screw / Verzonken schroef met zaaggleuf / Vis à tête fraisée fendue R42A

Thread Metric thread
Material Stainless steel A4



d x L	✉	Art.number
M1X3*	1.000	55110.010.003
M1X4*	1.000	55110.010.004
M1X5*	1.000	55110.010.005
M1,6X4	1.000	55110.016.004
M1,6X5*	1.000	55110.016.005
M1,6X6*	1.000	55110.016.006
M1,6X8*	1.000	55110.016.008
M1,6X10*	1.000	55110.016.010
M2X4	1.000	55110.020.004
M2X5*	1.000	55110.020.005
M2X6	500	55110.020.006
M2X8	500	55110.020.008
M2X10	500	55110.020.010
M2X12	500	55110.020.012
M2X16*	1.000	55110.020.016
M2X20	500	55110.020.020
M2,5X4*	1.000	55110.025.004
M2,5X5	500	55110.025.005
M2,5X6	500	55110.025.006
M2,5X8	500	55110.025.008
M2,5X10	500	55110.025.010
M2,5X12	500	55110.025.012
M2,5X14*	1.000	55110.025.014
M2,5X16*	1.000	55110.025.016
M2,5X20*	1.000	55110.025.020
M2,5X25*	500	55110.025.025
M3X4*	500	55110.030.004
M3X5*	500	55110.030.005
M3X6	500	55110.030.006
M3X8	500	55110.030.008
M3X10	500	55110.030.010
M3X12	500	55110.030.012
M3X14*	500	55110.030.014
M3X16	500	55110.030.016
M3X18*	500	55110.030.018
M3X20	500	55110.030.020
M3X25	500	55110.030.025
M3X30	500	55110.030.030
M3X35	500	55110.030.035
M3X40	500	55110.030.040
M3X45*	200	55110.030.045
M3X50*	200	55110.030.050
M3X60*	200	55110.030.060
M3,5X6*	500	55110.035.006
M3,5X8*	500	55110.035.008
M3,5X10*	500	55110.035.010
M3,5X16*	500	55110.035.016
M3,5X20*	500	55110.035.020
M3,5X25*	500	55110.035.025
M4X5*	500	55110.040.005
M4X6	500	55110.040.006
M4X8	500	55110.040.008
M4X10	500	55110.040.010
M4X12	500	55110.040.012
M4X14*	500	55110.040.014
M4X16	500	55110.040.016
M4X18*	500	55110.040.018
M4X20	500	55110.040.020
M4X25	200	55110.040.025
M4X30	200	55110.040.030
M4X35	200	55110.040.035
M4X40	200	55110.040.040
M4X45*	500	55110.040.045
M4X50	200	55110.040.050
M4X55*	500	55110.040.055
M4X60	200	55110.040.060
M4X70*	200	55110.040.070
M5X6	200	55110.050.006
M5X8	200	55110.050.008
M5X10	200	55110.050.010
M5X12	200	55110.050.012
M5X14*	500	55110.050.014
M5X16	200	55110.050.016
M5X18*	500	55110.050.018
M5X20	200	55110.050.020
M5X22*	500	55110.050.022
M5X25	200	55110.050.025
M5X30	200	55110.050.030
M5X35	200	55110.050.035
M5X40	200	55110.050.040
M5X45	200	55110.050.045
M5X50	200	55110.050.050
M5X55*	200	55110.050.055
M5X60	200	55110.050.060
M5X70	200	55110.050.070
M5X75*	200	55110.050.075
M5X80*	200	55110.050.080
M5X90*	200	55110.050.090
M5X100*	200	55110.050.100
M6X8*	500	55110.060.008
M6X10	200	55110.060.010
M6X12	200	55110.060.012
M6X14*	500	55110.060.014
M6X16	200	55110.060.016
M6X18*	500	55110.060.018
M6X20	200	55110.060.020
M6X22*	200	55110.060.022
M6X25	200	55110.060.025
M6X30	200	55110.060.030
M6X35	100	55110.060.035
M6X40	100	55110.060.040
M6X45	100	55110.060.045
M6X50	100	55110.060.050
M6X55*	200	55110.060.055
M6X60	100	55110.060.060
M6X65*	200	55110.060.065
M6X70	100	55110.060.070
M6X80	100	55110.060.080
M6X90	100	55110.060.090
M6X100	100	55110.060.100
M6X110	200	55110.060.110
M6X120*	200	55110.060.120
M8X10*	200	55110.080.010
M8X16	100	55110.080.016
M8X20	100	55110.080.020
M8X25	100	55110.080.025
M8X30	100	55110.080.030
M8X35	100	55110.080.035
M8X40	100	55110.080.040
M8X45	100	55110.080.045
M8X50	100	55110.080.050
M8X55*	100	55110.080.055
M8X60	100	55110.080.060
M8X70	100	55110.080.070
M8X80	100	55110.080.080
M8X90	100	55110.080.090
M8X100*	200	55110.080.100
M8X110*	100	55110.080.110
M8X120*	100	55110.080.120
M8X140	100	55110.080.140
M10X16	100	55110.100.016
M10X20	50	55110.100.020
M10X25	50	55110.100.025
M10X30	50	55110.100.030
M10X35	50	55110.100.035
M10X40	50	55110.100.040
M10X45*	100	55110.100.045
M10X50*	100	55110.100.050
M10X55*	100	55110.100.055
M10X60	50	55110.100.060
M10X70	50	55110.100.070
M10X80*	50	55110.100.080
M10X90	50	55110.100.090
M10X100*	50	55110.100.100
M10X120*	50	55110.100.120
M10X140*	50	55110.100.140
M12X20*	50	55110.120.020
M12X25*	50	55110.120.025
M12X30	25	55110.120.030
M12X35*	50	55110.120.035
M12X40*	25	55110.120.040
M12X45*	50	55110.120.045
M12X50	25	55110.120.050
M12X60	25	55110.120.060
M12X70	25	55110.120.070
M12X80	25	55110.120.080
M12X90	25	55110.120.090
M12X100*	50	55110.120.100
M12X120*	50	55110.120.120
M14X100*	25	55110.140.100
M16X25*	25	55110.160.025
M16X35*	25	55110.160.035
M16X45*	25	55110.160.045
M16X50*	25	55110.160.050
M16X60*	25	55110.160.060
M16X90*	25	55110.160.090
M16X110*	10	55110.160.110
M16X150*	10	55110.160.150
M16X200*	10	55110.160.200
M18X100*	25	55110.180.100
M18X150*	10	55110.180.150
M20X100*	25	55110.200.100
M20X150*	10	55110.200.150

FABORY

56440 **Slotted countersunk head screw / Verzonken schroef met zaaggleuf / Vis à tête fraisée fendue** **W02A**

Thread	Metric thread	DIN	≈963 A
Material	Plastic Polyamide (nylon)	ISO	≈2009
Class	6.6	NF	≈E25-123
Color	White	NEN	≈2370
		BS	≈4183
		ASME	≈B18.6.7M



d x L	✉	Art.number	d x L	✉	Art.number	d x L	✉	Art.number
M3X4	200	56440.030.004	M4X18	200	56440.040.018			
M3X6	200	56440.030.006	M4X20	200	56440.040.020	M6X8	100	56440.060.008
M3X8	200	56440.030.008	M4X25	200	56440.040.025	M6X10	50	56440.060.010
M3X10	200	56440.030.010	M4X30	200	56440.040.030	M6X16	50	56440.060.016
M3X12	200	56440.030.012	M4X35	200	56440.040.035	M6X20	50	56440.060.020
M3X16	200	56440.030.016				M6X25	50	56440.060.025
M3X20	200	56440.030.020	M5X8	100	56440.050.008	M6X30	50	56440.060.030
M3X25	200	56440.030.025	M5X10	100	56440.050.010	M6X40	50	56440.060.040
M3X30	200	56440.030.030	M5X12	100	56440.050.012	M6X50	50	56440.060.050
			M5X16	100	56440.050.016			
M4X6	200	56440.040.006	M5X20	100	56440.050.020	M8X20	25	56440.080.020
M4X8	200	56440.040.008	M5X25	100	56440.050.025	M8X25	25	56440.080.025
M4X10	200	56440.040.010	M5X30	100	56440.050.030	M8X30	25	56440.080.030
M4X12	200	56440.040.012	M5X35	100	56440.050.035	M8X40	25	56440.080.040
M4X16	200	56440.040.016	M5X40	100	56440.050.040	M8X50	25	56440.080.050

6

Slotted raised countersunk head screw

Bolverzonken schroef met zaaggleuf / Vis à tête fraisée bombée fendue

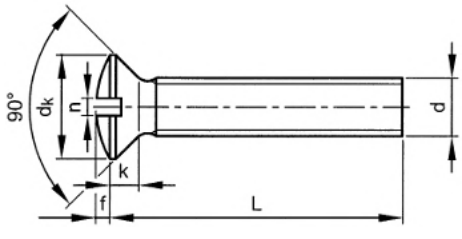

DIN	**964 A**
ISO	2010
NF	E25-124
NEN	2371
BS	4183
ASME	B18.6.7M



Technical Data

d	d_k	f ≈	Full thread if L ≤	k (max.)	n	P
M2	3.8	0.5	16	1.2	0.5	0.40
M2.5	4.7	0.6	16	1.5	0.6	0.45
M3	5.6	0.75	20	1.65	0.8	0.50
M4	7.5	1	25	2.2	1	0.70
M5	9.2	1.25	30	2.5	1.2	0.80
M6	11	1.5	35	3	1.6	1.00
M8	14.5	2	40	4	2	1.25
M10	18	2.5	50	5	2.5	1.50

Article groups

Thread	Driving features	Material	Class	Surface treatment	Code	Page
M	Slotted	St.	4.8	Plain	24566	6-20
M	Slotted	St.	4.8	ZPL	24570	6-21
M	Slotted	Br. CU2/CU3			48180	6-21
M	Slotted	Br. CU2/CU3		Ni.pl.	48570	6-21
M	Slotted	Br. CU2/CU3		Chr.pl.	48571	6-22
M	Slotted	St.st. A2			51210	6-22
M	Slotted	St.st. A4			55210	6-23

24566 **Slotted raised countersunk head screw / Bolverzonken schroef met zaaggleuf / Vis à tête fraisée bombée fendue** **H01A**

Thread	Metric thread
Material	Steel
Class	4.8
Surface treatment	Plain

RoHS



d x L	✉	Art.number	d x L	✉	Art.number	d x L	✉	Art.number
M2,5X6*	2.000	24566.025.006	M4X10*	2.000	24566.040.010			
M2,5X8*	2.000	24566.025.008	M4X12*	2.000	24566.040.012	M5X25*	1.000	24566.050.025
			M4X16*	2.000	24566.040.016	M5X30*	1.000	24566.050.030
M4X8*	2.000	24566.040.008	M4X20*	2.000	24566.040.020	M5X35*	500	24566.050.035

24570 Slotted raised countersunk head screw / Bolverzonken schroef met zaaggleuf / Vis à tête fraisée bombée fendue H01A

Thread Metric thread
Material Steel
Class 4.8
Surface treatment Zinc plated



d x L	✉	Art.number	d x L	✉	Art.number	d x L	✉	Art.number
M3X5	200	24570.030.005	M4X70*	100	24570.040.070	M6X40	200	24570.060.040
M3X6	500	24570.030.006	M4X80*	100	24570.040.080	M6X45*	200	24570.060.045
M3X8	500	24570.030.008				M6X50	200	24570.060.050
M3X10	500	24570.030.010	M5X8	500	24570.050.008	M6X55*	200	24570.060.055
M3X12	500	24570.030.012	M5X10	500	24570.050.010	M6X60	200	24570.060.060
M3X16	500	24570.030.016	M5X12	500	24570.050.012	M6X70*	100	24570.060.070
M3X20	500	24570.030.020	M5X16	500	24570.050.016	M6X80*	100	24570.060.080
M3X25	500	24570.030.025	M5X20	500	24570.050.020			
M3X30	500	24570.030.030	M5X25	500	24570.050.025	M8X16	200	24570.080.016
M3X35*	200	24570.030.035	M5X30	500	24570.050.030	M8X20*	100	24570.080.020
M3X40	500	24570.030.040	M5X35	500	24570.050.035	M8X25	200	24570.080.025
			M5X40	500	24570.050.040	M8X30*	100	24570.080.030
M4X6	500	24570.040.006	M5X45	200	24570.050.045	M8X35*	100	24570.080.035
M4X8	500	24570.040.008	M5X50	200	24570.050.050	M8X40	200	24570.080.040
M4X10	500	24570.040.010	M5X60	200	24570.050.060	M8X45*	100	24570.080.045
M4X12	500	24570.040.012	M5X80*	100	24570.050.080	M8X50	200	24570.080.050
M4X16	500	24570.040.016				M8X60	100	24570.080.060
M4X20	500	24570.040.020	M6X8*	200	24570.060.008			
M4X25	500	24570.040.025	M6X10*	200	24570.060.010	M10X20*	100	24570.100.020
M4X30	500	24570.040.030	M6X12	200	24570.060.012	M10X25*	100	24570.100.025
M4X35*	200	24570.040.035	M6X16	200	24570.060.016	M10X30*	100	24570.100.030
M4X40*	500	24570.040.040	M6X20	200	24570.060.020	M10X35*	100	24570.100.035
M4X45*	200	24570.040.045	M6X25	200	24570.060.025	M10X40*	100	24570.100.040
M4X50*	200	24570.040.050	M6X30	200	24570.060.030	M10X50*	100	24570.100.050
M4X60*	200	24570.040.060	M6X35	200	24570.060.035			

48180 Slotted raised countersunk head screw / Bolverzonken schroef met zaaggleuf / Vis à tête fraisée bombée fendue M05A

Thread Metric thread
Material Brass CU2/CU3



d x L	✉	Art.number	d x L	✉	Art.number	d x L	✉	Art.number
M2,5X8	200	48180.025.008	M4X30	200	48180.040.030	M6X10*	200	48180.060.010
M2,5X10	200	48180.025.010	M4X35*	200	48180.040.035	M6X12	200	48180.060.012
M2,5X12	200	48180.025.012	M4X40*	200	48180.040.040	M6X16	200	48180.060.016
			M4X45*	200	48180.040.045	M6X20	200	48180.060.020
M3X5	200	48180.030.005	M4X50*	200	48180.040.050	M6X25	200	48180.060.025
M3X6	200	48180.030.006	M4X60*	200	48180.040.060	M6X30	200	48180.060.030
M3X8	200	48180.030.008				M6X35*	200	48180.060.035
M3X10	200	48180.030.010	M5X8	200	48180.050.008	M6X40	200	48180.060.040
M3X12*	200	48180.030.012	M5X10	200	48180.050.010	M6X45*	200	48180.060.045
M3X16*	200	48180.030.016	M5X12*	200	48180.050.012	M6X50*	200	48180.060.050
M3X20*	200	48180.030.020	M5X16	200	48180.050.016	M6X60	100	48180.060.060
M3X25*	200	48180.030.025	M5X20	200	48180.050.020	M6X70*	100	48180.060.070
M3X30*	200	48180.030.030	M5X25	200	48180.050.025	M6X80*	100	48180.060.080
M3X35*	200	48180.030.035	M5X30	200	48180.050.030	M6X100*	100	48180.060.100
M3X40*	200	48180.030.040	M5X35	200	48180.050.035			
			M5X40	200	48180.050.040	M8X16*	100	48180.080.016
M4X5*	200	48180.040.005	M5X45*	200	48180.050.045	M8X20	100	48180.080.020
M4X6*	200	48180.040.006	M5X50	200	48180.050.050	M8X25	100	48180.080.025
M4X8	200	48180.040.008	M5X60*	200	48180.050.060	M8X30*	100	48180.080.030
M4X10	200	48180.040.010	M5X70*	200	48180.050.070	M8X35	100	48180.080.035
M4X12	200	48180.040.012	M5X80*	200	48180.050.080	M8X40*	100	48180.080.040
M4X16	200	48180.040.016	M5X100*	200	48180.050.100	M8X50*	100	48180.080.050
M4X20	200	48180.040.020				M8X60*	100	48180.080.060
M4X25*	200	48180.040.025	M6X8*	200	48180.060.008			

48570 Slotted raised countersunk head screw / Bolverzonken schroef met zaaggleuf / Vis à tête fraisée bombée fendue M05A

Thread Metric thread
Material Brass CU2/CU3
Surface treatment Nickel plated



d x L	✉	Art.number	d x L	✉	Art.number	d x L	✉	Art.number
M3X6	200	48570.030.006	M3X16*	200	48570.030.016	M4X6	200	48570.040.006
M3X8	200	48570.030.008	M3X20	200	48570.030.020	M4X8	200	48570.040.008
M3X10*	200	48570.030.010	M3X25*	200	48570.030.025	M4X10	200	48570.040.010
M3X12*	200	48570.030.012				M4X12	200	48570.040.012

6

48570 Slotted raised countersunk head screw / Bolverzonken schroef met zaaggleuf / Vis à tête fraisée bombée fendue

d x L	✉	Art.number	d x L	✉	Art.number	d x L	✉	Art.number
M4X16	200	48570.040.016	M5X16*	200	48570.050.016	M6X12	200	48570.060.012
M4X20	200	48570.040.020	M5X20*	200	48570.050.020	M6X16	200	48570.060.016
M4X25	200	48570.040.025	M5X25*	200	48570.050.025	M6X20	200	48570.060.020
M4X30	200	48570.040.030	M5X30	200	48570.050.030	M6X25*	200	48570.060.025
M4X35	200	48570.040.035	M5X35	200	48570.050.035	M6X30*	200	48570.060.030
M4X40	200	48570.040.040	M5X40*	200	48570.050.040	M6X35*	200	48570.060.035
M4X45*	200	48570.040.045	M5X45*	200	48570.050.045	M6X40	200	48570.060.040
M4X50*	200	48570.040.050	M5X50*	200	48570.050.050	M6X45*	200	48570.060.045
M4X60*	200	48570.040.060	M5X60*	200	48570.050.060	M6X50	200	48570.060.050
			M5X70*	200	48570.050.070	M6X60*	100	48570.060.060
M5X8	200	48570.050.008	M5X80*	200	48570.050.080	M6X70*	100	48570.060.070
M5X10*	200	48570.050.010				M6X80*	100	48570.060.080
M5X12	200	48570.050.012	M6X10	200	48570.060.010			

48571 Slotted raised countersunk head screw / Bolverzonken schroef met zaaggleuf / Vis à tête fraisée bombée fendue M05A

Thread Metric thread
Material Brass CU2/CU3
Surface treatment Chrome plated



d x L	✉	Art.number	d x L	✉	Art.number	d x L	✉	Art.number
M3X8*	200	48571.030.008	M4X45*	200	48571.040.045			
M3X10*	200	48571.030.010	M4X50*	200	48571.040.050	M6X10*	200	48571.060.010
M3X12*	200	48571.030.012	M4X60*	200	48571.040.060	M6X16*	200	48571.060.016
M3X16*	200	48571.030.016				M6X20*	200	48571.060.020
M3X20*	200	48571.030.020	M5X10*	200	48571.050.010	M6X25*	200	48571.060.025
M3X30*	200	48571.030.030	M5X12*	200	48571.050.012	M6X30*	200	48571.060.030
			M5X16*	200	48571.050.016	M6X35*	200	48571.060.035
M4X8*	200	48571.040.008	M5X20*	200	48571.050.020	M6X40*	200	48571.060.040
M4X12*	200	48571.040.012	M5X25*	200	48571.050.025	M6X50*	200	48571.060.050
M4X16*	200	48571.040.016	M5X30*	200	48571.050.030	M6X60*	100	48571.060.060
M4X20*	200	48571.040.020	M5X35*	200	48571.050.035	M6X80*	100	48571.060.080
M4X25*	200	48571.040.025	M5X40*	200	48571.050.040			
M4X30*	200	48571.040.030	M5X50*	200	48571.050.050	M8X20*	100	48571.080.020
M4X35*	200	48571.040.035	M5X60*	200	48571.050.060	M8X25*	100	48571.080.025
M4X40*	200	48571.040.040	M5X70*	200	48571.050.070			

51210 Slotted raised countersunk head screw / Bolverzonken schroef met zaaggleuf / Vis à tête fraisée bombée fendue R02A

Thread Metric thread
Material Stainless steel A2



d x L	✉	Art.number	d x L	✉	Art.number	d x L	✉	Art.number
M2X3*	1.000	51210.020.003	M3X30	500	51210.030.030	M5X16	200	51210.050.016
M2X4*	1.000	51210.020.004	M3X35*	500	51210.030.035	M5X18*	500	51210.050.018
M2X5*	1.000	51210.020.005	M3X40	500	51210.030.040	M5X20	200	51210.050.020
M2X6	100	51210.020.006	M3X45*	200	51210.030.045	M5X22*	500	51210.050.022
M2X8*	1.000	51210.020.008	M3X50*	200	51210.030.050	M5X25	200	51210.050.025
M2X10*	1.000	51210.020.010				M5X30	200	51210.050.030
M2X12	100	51210.020.012	M4X5*	500	51210.040.005	M5X35*	200	51210.050.035
M2X16*	1.000	51210.020.016	M4X6	500	51210.040.006	M5X40	200	51210.050.040
M2X20*	1.000	51210.020.020	M4X8	500	51210.040.008	M5X45	200	51210.050.045
M2X30*	500	51210.020.030	M4X10	500	51210.040.010	M5X50	200	51210.050.050
			M4X12	500	51210.040.012	M5X55*	200	51210.050.055
M2,5X5*	1.000	51210.025.005	M4X14*	500	51210.040.014	M5X60	100	51210.050.060
M2,5X6	100	51210.025.006	M4X16	500	51210.040.016	M5X70	100	51210.050.070
M2,5X8	100	51210.025.008	M4X18*	500	51210.040.018	M5X80*	200	51210.050.080
M2,5X10	100	51210.025.010	M4X20	500	51210.040.020	M5X90	100	51210.050.090
M2,5X12	100	51210.025.012	M4X22*	500	51210.040.022	M5X100*	200	51210.050.100
M2,5X16	100	51210.025.016	M4X25	200	51210.040.025			
M2,5X20*	1.000	51210.025.020	M4X30	200	51210.040.030	M6X8*	500	51210.060.008
M2,5X25*	500	51210.025.025	M4X35	200	51210.040.035	M6X10	200	51210.060.010
M2,5X30*	500	51210.025.030	M4X40	200	51210.040.040	M6X12	200	51210.060.012
			M4X45*	500	51210.040.045	M6X14*	500	51210.060.014
M3X5*	500	51210.030.005	M4X50	200	51210.040.050	M6X16	200	51210.060.016
M3X6	500	51210.030.006	M4X60	200	51210.040.060	M6X20	200	51210.060.020
M3X8*	500	51210.030.008	M4X70*	200	51210.040.070	M6X22*	200	51210.060.022
M3X10	500	51210.030.010	M4X80*	200	51210.040.080	M6X25	200	51210.060.025
M3X12*	500	51210.030.012				M6X30	200	51210.060.030
M3X14*	500	51210.030.014	M5X6*	500	51210.050.006	M6X35	100	51210.060.035
M3X16	500	51210.030.016	M5X8	200	51210.050.008	M6X40	100	51210.060.040
M3X18*	500	51210.030.018	M5X10	200	51210.050.010	M6X45	100	51210.060.045
M3X20	500	51210.030.020	M5X12	200	51210.050.012	M6X50	100	51210.060.050
M3X25*	500	51210.030.025	M5X14	500	51210.050.014	M6X55*	200	51210.060.055

51210 Slotted raised countersunk head screw / Bolverzonken schroef met zaaggleuf / Vis à tête fraisée bombée fendue ←

d x L	✉	Art.number	d x L	✉	Art.number	d x L	✉	Art.number
M6X60	100	51210.060.060	M8X35*	100	51210.080.035	M10X20*	100	51210.100.020
M6X70	100	51210.060.070	M8X40	100	51210.080.040	M10X25*	100	51210.100.025
M6X80*	200	51210.060.080	M8X45	100	51210.080.045	M10X30*	100	51210.100.030
M6X90	100	51210.060.090	M8X50	100	51210.080.050	M10X35	100	51210.100.035
M6X100*	100	51210.060.100	M8X60*	100	51210.080.060	M10X40*	100	51210.100.040
			M8X70*	100	51210.080.070	M10X45*	100	51210.100.045
M8X12*	200	51210.080.012	M8X80	100	51210.080.080	M10X50*	100	51210.100.050
M8X16	100	51210.080.016	M8X90	100	51210.080.090	M10X55*	100	51210.100.055
M8X20	100	51210.080.020	M8X100	100	51210.080.100	M10X60	100	51210.100.060
M8X25	100	51210.080.025				M10X70	50	51210.100.070
M8X30	100	51210.080.030	M10X16*	100	51210.100.016	M10X100*	50	51210.100.100

55210 Slotted raised countersunk head screw / Bolverzonken schroef met zaaggleuf / Vis à tête fraisée bombée fendue R42A

Thread Metric thread
Material Stainless steel A4



d x L	✉	Art.number	d x L	✉	Art.number	d x L	✉	Art.number
M2X6*	1.000	55210.020.006	M4X25	200	55210.040.025	M6X25	200	55210.060.025
M2X8	100	55210.020.008	M4X30	200	55210.040.030	M6X30	200	55210.060.030
M2X10*	1.000	55210.020.010	M4X35	200	55210.040.035	M6X35*	200	55210.060.035
M2X16	100	55210.020.016	M4X40	200	55210.040.040	M6X40	100	55210.060.040
M2X20*	1.000	55210.020.020	M4X45	200	55210.040.045	M6X45*	200	55210.060.045
			M4X50	200	55210.040.050	M6X50*	200	55210.060.050
M2,5X6	100	55210.025.006	M4X60	200	55210.040.060	M6X60*	200	55210.060.060
M2,5X8	100	55210.025.008	M4X70*	200	55210.040.070	M6X70*	100	55210.060.070
M2,5X10	100	55210.025.010	M4X80*	200	55210.040.080	M6X80	100	55210.060.080
M2,5X12	100	55210.025.012				M6X90*	100	55210.060.090
M2,5X16	100	55210.025.016	M5X6	200	55210.050.006	M6X100	100	55210.060.100
			M5X8	200	55210.050.008			
M3X5*	500	55210.030.005	M5X10	200	55210.050.010	M8X16	100	55210.080.016
M3X6	500	55210.030.006	M5X12*	500	55210.050.012	M8X20*	100	55210.080.020
M3X8*	500	55210.030.008	M5X14	200	55210.050.014	M8X25*	100	55210.080.025
M3X10*	500	55210.030.010	M5X16	200	55210.050.016	M8X30*	100	55210.080.030
M3X12*	500	55210.030.012	M5X18	200	55210.050.018	M8X35*	100	55210.080.035
M3X14	500	55210.030.014	M5X20*	200	55210.050.020	M8X40*	100	55210.080.040
M3X16*	500	55210.030.016	M5X25	200	55210.050.025	M8X45*	200	55210.080.045
M3X20*	500	55210.030.020	M5X30*	200	55210.050.030	M8X50*	100	55210.080.050
M3X25*	500	55210.030.025	M5X35	200	55210.050.035	M8X60*	100	55210.080.060
M3X30*	500	55210.030.030	M5X40*	500	55210.050.040	M8X70*	100	55210.080.070
M3X35	500	55210.030.035	M5X45	200	55210.050.045	M8X80*	100	55210.080.080
M3X40*	500	55210.030.040	M5X50	200	55210.050.050	M8X90*	100	55210.080.090
M3X45*	500	55210.030.045	M5X60*	200	55210.050.060	M8X100*	100	55210.080.100
M3X50*	200	55210.030.050	M5X70	100	55210.050.070			
			M5X80*	200	55210.050.080	M10X20*	100	55210.100.020
M4X6*	500	55210.040.006	M5X90*	200	55210.050.090	M10X25*	100	55210.100.025
M4X8	500	55210.040.008	M5X100	100	55210.050.100	M10X30*	100	55210.100.030
M4X10	500	55210.040.010				M10X35*	100	55210.100.035
M4X12*	500	55210.040.012	M6X10*	200	55210.060.010	M10X40*	100	55210.100.040
M4X14*	500	55210.040.014	M6X12	200	55210.060.012	M10X45*	100	55210.100.045
M4X16	500	55210.040.016	M6X14*	500	55210.060.014	M10X50*	100	55210.100.050
M4X18*	500	55210.040.018	M6X16	200	55210.060.016	M10X60*	100	55210.100.060
M4X20	500	55210.040.020	M6X20	200	55210.060.020			

6

FABORY

Slotted pan head screw

Pancilinderschroef met zaaggleuf / Vis à tête cylindrique fendue DIN 85

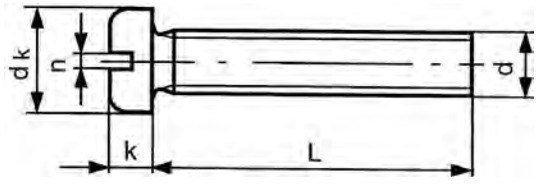

DIN	**85**
ISO	1580
NF	E25-128
NEN	1603
BS	4183
ASME	B18.6.7M



Technical Data

d	d_k	Full thread if L ≤	k	n	P
M1.6	3.2	16	1	0.5	0.35
M2 (≠DIN)	4	16	1.3	0.5	0.40
M2.5 (≠DIN)	5	16	1.5	0.6	0.45
M3	6	30	1.8	0.8	0.50
M3.5	7	38	2.1	1	0.60
M4	8	40	2.4	1.2	0.70
M5	10	40	3	1.2	0.80
M6	12	40	3.6	1.6	1.00
M8	16	40	4.8	2	1.25
M10	20	40	6	2.5	1.50

6

Article groups

Thread	Driving features	Material	Class	Surface treatment	Color	Code	Page
M	Slotted	St.	4.8	Plain		24630	6-24
M	Slotted	St.	4.8	Plain		24635	6-24
M	Slotted	St.	4.8	ZPL		24640	6-25
M	Slotted	Br. CU2/CU3				48040	6-25
M	Slotted	Br. CU2/CU3		Ni.pl.		48530	6-25
M	Slotted	St.st. A2				51140	6-26
M	Slotted	St.st. A4				55140	6-26
M	Slotted	Plastic PA	6.6		White	56420	6-27

24630 Slotted pan head screw / Pancilinderschroef met zaaggleuf / Vis à tête cylindrique fendue DIN 85 H01A

Thread Metric thread ISO 1580
Material Steel
Class 4.8
Surface treatment Plain



d x L	✉	Art.number	d x L	✉	Art.number	d x L	✉	Art.number
M3X5*	2.000	24630.030.005	M4X16*	2.000	24630.040.016	M5X50*	500	24630.050.050
M3X6*	2.000	24630.030.006	M4X20*	2.000	24630.040.020			
M3X8*	2.000	24630.030.008	M4X25*	1.000	24630.040.025	M6X8*	1.000	24630.060.008
M3X10*	2.000	24630.030.010	M4X30*	1.000	24630.040.030	M6X10*	1.000	24630.060.010
M3X12*	2.000	24630.030.012	M4X35*	1.000	24630.040.035	M6X12*	1.000	24630.060.012
M3X16*	2.000	24630.030.016	M4X40*	1.000	24630.040.040	M6X16*	1.000	24630.060.016
M3X25*	2.000	24630.030.025				M6X20*	1.000	24630.060.020
			M5X10*	2.000	24630.050.010	M6X25*	500	24630.060.025
M4X6*	2.000	24630.040.006	M5X12*	1.000	24630.050.012	M6X30*	500	24630.060.030
M4X8*	2.000	24630.040.008	M5X16*	1.000	24630.050.016	M6X35*	500	24630.060.035
M4X10*	2.000	24630.040.010	M5X20*	1.000	24630.050.020	M6X50*	200	24630.060.050
M4X12*	2.000	24630.040.012	M5X35*	500	24630.050.035			

24635 Slotted pan head screw / Pancilinderschroef met zaaggleuf / Vis à tête cylindrique fendue DIN 85 H01A

Thread Metric thread
Material Steel
Class 4.8
Surface treatment Plain



d x L	✉	Art.number	d x L	✉	Art.number	d x L	✉	Art.number
M3X5*	2.000	24635.030.005	M3X25*	2.000	24635.030.025	M4X16*	2.000	24635.040.016
M3X6*	2.000	24635.030.006				M4X20*	2.000	24635.040.020
M3X8*	2.000	24635.030.008	M4X6*	2.000	24635.040.006	M4X25*	1.000	24635.040.025
M3X10*	2.000	24635.030.010	M4X8*	2.000	24635.040.008	M4X30*	1.000	24635.040.030
M3X12*	2.000	24635.030.012	M4X10*	2.000	24635.040.010	M4X35*	1.000	24635.040.035
M3X16*	2.000	24635.030.016	M4X12*	2.000	24635.040.012	M4X40*	1.000	24635.040.040

24635 Slotted pan head screw / Pancilinderschroef met zaaggleuf / Vis à tête cylindrique fendue DIN 85

d x L	✉	Art.number	d x L	✉	Art.number	d x L	✉	Art.number
			M5X50*	500	24635.050.050	M6X20*	1.000	24635.060.020
M5X10*	2.000	24635.050.010				M6X25*	500	24635.060.025
M5X12*	1.000	24635.050.012	M6X8*	1.000	24635.060.008	M6X30*	500	24635.060.030
M5X16*	1.000	24635.050.016	M6X10*	1.000	24635.060.010	M6X35*	500	24635.060.035
M5X20*	1.000	24635.050.020	M6X12*	1.000	24635.060.012	M6X50*	200	24635.060.050
M5X35*	500	24635.050.035	M6X16*	1.000	24635.060.016			

24640 Slotted pan head screw / Pancilinderschroef met zaaggleuf / Vis à tête cylindrique fendue DIN 85 H01A

Thread Metric thread
Material Steel
Class 4.8
Surface treatment Zinc plated



d x L	✉	Art.number	d x L	✉	Art.number	d x L	✉	Art.number
M3X5*	2.000	24640.030.005	M4X25	500	24640.040.025	M6X10	200	24640.060.010
M3X6	500	24640.030.006	M4X30	500	24640.040.030	M6X12	200	24640.060.012
M3X8	500	24640.030.008	M4X35*	200	24640.040.035	M6X16	200	24640.060.016
M3X10	500	24640.030.010	M4X40	500	24640.040.040	M6X20	200	24640.060.020
M3X12	500	24640.030.012	M4X45*	200	24640.040.045	M6X25	200	24640.060.025
M3X16	500	24640.030.016	M4X50*	200	24640.040.050	M6X30	200	24640.060.030
M3X20	500	24640.030.020	M4X60*	200	24640.040.060	M6X35*	200	24640.060.035
M3X25	500	24640.030.025				M6X40	200	24640.060.040
M3X30	500	24640.030.030	M5X6	500	24640.050.006	M6X45*	200	24640.060.045
M3X35*	200	24640.030.035	M5X8	500	24640.050.008	M6X50	200	24640.060.050
M3X40	500	24640.030.040	M5X10	500	24640.050.010	M6X55*	100	24640.060.055
M3X45*	200	24640.030.045	M5X12	500	24640.050.012	M6X60*	100	24640.060.060
M3X50*	200	24640.030.050	M5X16	500	24640.050.016			
M3X60	200	24640.030.060	M5X20	500	24640.050.020	M8X10*	100	24640.080.010
			M5X25	500	24640.050.025	M8X12*	100	24640.080.012
M4X5	500	24640.040.005	M5X30	500	24640.050.030	M8X16	200	24640.080.016
M4X6	500	24640.040.006	M5X40	500	24640.050.040	M8X20	200	24640.080.020
M4X8	500	24640.040.008	M5X45*	500	24640.050.045	M8X25	200	24640.080.025
M4X10	500	24640.040.010	M5X50	200	24640.050.050	M8X30*	100	24640.080.030
M4X12	500	24640.040.012	M5X60	200	24640.050.060	M8X40*	100	24640.080.040
M4X16	500	24640.040.016				M8X50*	100	24640.080.050
M4X20	500	24640.040.020	M6X8	200	24640.060.008			

48040 Slotted pan head screw / Pancilinderschroef met zaaggleuf / Vis à tête cylindrique fendue DIN 85 M05A

Thread Metric thread
Material Brass CU2/CU3



d x L	✉	Art.number	d x L	✉	Art.number	d x L	✉	Art.number
M3X4*	200	48040.030.004	M4X10	200	48040.040.010	M5X20*	200	48040.050.020
M3X5	200	48040.030.005	M4X12	200	48040.040.012	M5X25	200	48040.050.025
M3X6	200	48040.030.006	M4X16	200	48040.040.016	M5X30*	200	48040.050.030
M3X8	200	48040.030.008	M4X20	200	48040.040.020	M5X35*	200	48040.050.035
M3X10	200	48040.030.010	M4X25	200	48040.040.025	M5X40*	200	48040.050.040
M3X12	200	48040.030.012	M4X30*	200	48040.040.030			
M3X16	200	48040.030.016	M4X35*	200	48040.040.035	M6X10	200	48040.060.010
M3X20*	200	48040.030.020	M4X40*	200	48040.040.040	M6X12	200	48040.060.012
M3X25*	200	48040.030.025				M6X16	200	48040.060.016
M3X30*	200	48040.030.030	M5X6	200	48040.050.006	M6X20	200	48040.060.020
			M5X8	200	48040.050.008	M6X25	200	48040.060.025
M4X5	200	48040.040.005	M5X10	200	48040.050.010	M6X30*	200	48040.060.030
M4X6	200	48040.040.006	M5X12	200	48040.050.012	M6X35*	200	48040.060.035
M4X8	200	48040.040.008	M5X16	200	48040.050.016	M6X40*	200	48040.060.040

48530 Slotted pan head screw / Pancilinderschroef met zaaggleuf / Vis à tête cylindrique fendue DIN 85 M05A

Thread Metric thread
Material Brass CU2/CU3
Surface treatment Nickel plated



d x L	✉	Art.number	d x L	✉	Art.number	d x L	✉	Art.number
M2,5X10	200	48530.025.010				M5X25	200	48530.050.025
			M4X8	200	48530.040.008			
M3X5	200	48530.030.005	M4X12	200	48530.040.012	M6X10	200	48530.060.010
M3X6	200	48530.030.006				M6X12	200	48530.060.012
M3X10	200	48530.030.010	M5X8	200	48530.050.008	M6X16	200	48530.060.016
M3X25	200	48530.030.025	M5X10	200	48530.050.010	M6X20	200	48530.060.020

6

51140 **Slotted pan head screw / Pancilinderschroef met zaaggleuf / Vis à tête cylindrique fendue DIN 85** **R02A**

Thread Metric thread
Material Stainless steel A2



d x L	✉	Art.number	d x L	✉	Art.number	d x L	✉	Art.number
M1,6X5*	1.000	51140.016.005	M3X30	500	51140.030.030	M5X35	200	51140.050.035
M1,6X6*	1.000	51140.016.006	M3X35*	500	51140.030.035	M5X40	200	51140.050.040
M1,6X8*	1.000	51140.016.008	M3X40	500	51140.030.040	M5X45*	200	51140.050.045
			M3X45*	500	51140.030.045	M5X50	200	51140.050.050
M2X3*	1.000	51140.020.003	M3X50	500	51140.030.050	M5X55*	200	51140.050.055
M2X4*	1.000	51140.020.004				M5X60*	200	51140.050.060
M2X5*	1.000	51140.020.005	M3,5X6*	500	51140.035.006	M5X70	200	51140.050.070
M2X6	500	51140.020.006	M3,5X8*	500	51140.035.008	M5X80	200	51140.050.080
M2X8*	1.000	51140.020.008	M3,5X16*	500	51140.035.016	M5X100	200	51140.050.100
M2X10	1.000	51140.020.010						
M2X12	1.000	51140.020.012	M4X5*	500	51140.040.005	M6X8*	500	51140.060.008
M2X14*	1.000	51140.020.014	M4X6	500	51140.040.006	M6X10	200	51140.060.010
M2X16*	1.000	51140.020.016	M4X8	500	51140.040.008	M6X12	200	51140.060.012
M2X18*	1.000	51140.020.018	M4X10	500	51140.040.010	M6X16	200	51140.060.016
M2X20	1.000	51140.020.020	M4X12	500	51140.040.012	M6X20	200	51140.060.020
			M4X14*	500	51140.040.014	M6X25	200	51140.060.025
M2,5X3*	1.000	51140.025.003	M4X16	500	51140.040.016	M6X30	200	51140.060.030
M2,5X4*	1.000	51140.025.004	M4X18*	1.000	51140.040.018	M6X35	200	51140.060.035
M2,5X5	500	51140.025.005	M4X20	500	51140.040.020	M6X40	100	51140.060.040
M2,5X6	1.000	51140.025.006	M4X22*	500	51140.040.022	M6X45	100	51140.060.045
M2,5X8	500	51140.025.008	M4X25	200	51140.040.025	M6X50	100	51140.060.050
M2,5X10*	1.000	51140.025.010	M4X30	200	51140.040.030	M6X60	100	51140.060.060
M2,5X12*	1.000	51140.025.012	M4X35	200	51140.040.035	M6X70	100	51140.060.070
M2,5X14*	1.000	51140.025.014	M4X40	200	51140.040.040	M6X80	100	51140.060.080
M2,5X16*	1.000	51140.025.016	M4X45*	500	51140.040.045	M6X90*	200	51140.060.090
M2,5X20*	1.000	51140.025.020	M4X50	200	51140.040.050			
M2,5X25*	1.000	51140.025.025	M4X60	200	51140.040.060	M8X10	100	51140.080.010
						M8X12	100	51140.080.012
M3X4*	500	51140.030.004	M5X6	500	51140.050.006	M8X16*	200	51140.080.016
M3X5	500	51140.030.005	M5X8	200	51140.050.008	M8X20	100	51140.080.020
M3X6	500	51140.030.006	M5X10	200	51140.050.010	M8X25	100	51140.080.025
M3X8	500	51140.030.008	M5X12	200	51140.050.012	M8X30	200	51140.080.030
M3X10	500	51140.030.010	M5X14*	1.000	51140.050.014	M8X35	100	51140.080.035
M3X12	500	51140.030.012	M5X16	200	51140.050.016	M8X40*	200	51140.080.040
M3X14*	500	51140.030.014	M5X18*	500	51140.050.018	M8X50	100	51140.080.050
M3X16	500	51140.030.016	M5X20	200	51140.050.020	M8X55	100	51140.080.055
M3X20	500	51140.030.020	M5X25	200	51140.050.025	M8X60	50	51140.080.060
M3X25	500	51140.030.025	M5X30	200	51140.050.030	M8X90	50	51140.080.090

55140 **Slotted pan head screw / Pancilinderschroef met zaaggleuf / Vis à tête cylindrique fendue DIN 85** **R42A**

Thread Metric thread
Material Stainless steel A4



d x L	✉	Art.number	d x L	✉	Art.number	d x L	✉	Art.number
M2X3*	1.000	55140.020.003	M3X16*	500	55140.030.016	M5X12	200	55140.050.012
M2X4*	1.000	55140.020.004	M3X20	500	55140.030.020	M5X16*	1.000	55140.050.016
M2X5*	1.000	55140.020.005	M3X25	500	55140.030.025	M5X20	200	55140.050.020
M2X6	1.000	55140.020.006	M3X30	500	55140.030.030	M5X25*	500	55140.050.025
M2X8*	1.000	55140.020.008	M3X40*	500	55140.030.040	M5X30	200	55140.050.030
M2X10*	1.000	55140.020.010	M3X50*	500	55140.030.050	M5X35*	500	55140.050.035
M2X12*	1.000	55140.020.012				M5X40	200	55140.050.040
M2X14*	1.000	55140.020.014	M4X5*	1.000	55140.040.005	M5X45*	200	55140.050.045
M2X20*	1.000	55140.020.020	M4X6	500	55140.040.006	M5X50	200	55140.050.050
			M4X8	500	55140.040.008	M5X60	200	55140.050.060
M2,5X4*	1.000	55140.025.004	M4X10	500	55140.040.010	M5X70*	200	55140.050.070
M2,5X5*	1.000	55140.025.005	M4X12*	500	55140.040.012	M5X80*	200	55140.050.080
M2,5X6	1.000	55140.025.006	M4X14*	1.000	55140.040.014	M5X90*	200	55140.050.090
M2,5X8*	1.000	55140.025.008	M4X16	500	55140.040.016			
M2,5X10*	1.000	55140.025.010	M4X20	500	55140.040.020	M6X8	500	55140.060.008
M2,5X12*	1.000	55140.025.012	M4X25*	500	55140.040.025	M6X10	200	55140.060.010
M2,5X16*	1.000	55140.025.016	M4X30*	1.000	55140.040.030	M6X12	200	55140.060.012
M2,5X18*	1.000	55140.025.018	M4X35	200	55140.040.035	M6X16	200	55140.060.016
M2,5X20*	1.000	55140.025.020	M4X40	200	55140.040.040	M6X20	200	55140.060.020
			M4X45*	500	55140.040.045	M6X25	200	55140.060.025
M3X4*	500	55140.030.004	M4X50*	500	55140.040.050	M6X30	200	55140.060.030
M3X5*	500	55140.030.005	M4X80*	200	55140.040.080	M6X35*	200	55140.060.035
M3X6	500	55140.030.006				M6X40	100	55140.060.040
M3X8	500	55140.030.008	M5X6*	500	55140.050.006	M6X45*	200	55140.060.045
M3X10	500	55140.030.010	M5X8	200	55140.050.008	M6X50*	200	55140.060.050
M3X12	500	55140.030.012	M5X10	200	55140.050.010	M6X60	100	55140.060.060

55140 **Slotted pan head screw / Pancilinderschroef met zaaggleuf / Vis à tête cylindrique fendue DIN 85** ←

d x L	✉	Art.number	d x L	✉	Art.number	d x L	✉	Art.number
M6X70*	200	55140.060.070	M8X16	100	55140.080.016	M8X35	100	55140.080.035
			M8X20	100	55140.080.020	M8X40*	200	55140.080.040
M8X10*	200	55140.080.010	M8X25	100	55140.080.025	M8X50*	100	55140.080.050
M8X12	100	55140.080.012	M8X30*	200	55140.080.030			

56420 **Slotted pan head screw / Pancilinderschroef met zaaggleuf / Vis à tête cylindrique fendue DIN 85** **W02A**

Thread	Metric thread	DIN	≈85
Material	Plastic Polyamide (nylon)	ISO	≈1580
Class	6.6	NF	≈E25-128
Color	White	NEN	≈1603
		BS	≈4183
		ASME	≈B18.6.7M



d x L	✉	Art.number	d x L	✉	Art.number	d x L	✉	Art.number
M3X4	200	56420.030.004	M4X10	200	56420.040.010	M6X10	50	56420.060.010
M3X6	200	56420.030.006	M4X12	200	56420.040.012	M6X12	50	56420.060.012
M3X8	200	56420.030.008	M4X16	200	56420.040.016	M6X16	50	56420.060.016
M3X10	200	56420.030.010	M4X20	200	56420.040.020	M6X20	50	56420.060.020
M3X12	200	56420.030.012				M6X25	50	56420.060.025
M3X16	200	56420.030.016	M5X10	100	56420.050.010	M6X30	50	56420.060.030
M3X20	200	56420.030.020	M5X12	100	56420.050.012			
M3X25	200	56420.030.025	M5X16	100	56420.050.016	M8X10	25	56420.080.010
			M5X20	100	56420.050.020	M8X16	25	56420.080.016
M4X6	200	56420.040.006				M8X20	25	56420.080.020
M4X8	200	56420.040.008						

6

Slotted mushroom head screw

Laagbolkopschroef met zaaggleuf / Vis à tête bombée fendue

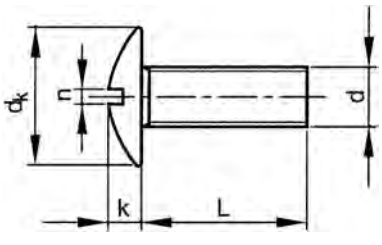

NF **≈E25-129**



Technical Data

d	d_k (max.)	k (max.)	n	P
M3	7	2	0.8	0.50
M4	10	2.2	1.2	0.70
M5	12.5	2.7	1.2	0.80
M6	15	3.3	1.6	1.00
M8	20	4.4	2.0	1.25

Article groups

Thread	Driving features	Material	Class	Color	Code	Page
M	Slotted	St.st. A2			51215	6-27
M	Slotted	Plastic PA	6.6	White	56460	6-28

51215 **Slotted mushroom head screw / Laagbolkopschroef met zaaggleuf / Vis à tête bombée fendue** **R02A**

Thread	Metric thread
Material	Stainless steel A2

RoHS



d x L	✉	Art.number	d x L	✉	Art.number	d x L	✉	Art.number
M3X5*	1.000	51215.030.005	M4X6	500	51215.040.006	M4X50*	500	51215.040.050
M3X6*	1.000	51215.030.006	M4X8	200	51215.040.008	M4X60*	500	51215.040.060
M3X8*	1.000	51215.030.008	M4X10	200	51215.040.010	M4X70*	500	51215.040.070
M3X10	1.000	51215.030.010	M4X12	200	51215.040.012			
M3X12*	1.000	51215.030.012	M4X16	200	51215.040.016	M5X8	200	51215.050.008
M3X16*	1.000	51215.030.016	M4X20	200	51215.040.020	M5X10	200	51215.050.010
M3X20*	1.000	51215.030.020	M4X25	200	51215.040.025	M5X12	200	51215.050.012
M3X25*	1.000	51215.030.025	M4X30	500	51215.040.030	M5X16	200	51215.050.016
M3X35*	1.000	51215.030.035	M4X35*	500	51215.040.035	M5X20	200	51215.050.020
M3X40*	1.000	51215.030.040	M4X40*	500	51215.040.040	M5X25	200	51215.050.025
			M4X45*	500	51215.040.045	M5X30	200	51215.050.030

51215 **Slotted mushroom head screw / Laagbolkopschroef met zaaggleuf / Vis à tête bombée fendue** ←

d x L	✉	Art.number	d x L	✉	Art.number	d x L	✉	Art.number
M5X35*	500	51215.050.035	M6X25	100	51215.060.025	M8X20	200	51215.080.020
M5X40	500	51215.050.040	M6X30	100	51215.060.030	M8X25	200	51215.080.025
M5X45*	500	51215.050.045	M6X35	200	51215.060.035	M8X30	200	51215.080.030
M5X50*	500	51215.050.050	M6X40	200	51215.060.040	M8X35	200	51215.080.035
M5X60*	500	51215.050.060	M6X45*	200	51215.060.045	M8X40	200	51215.080.040
M5X70*	500	51215.050.070	M6X50	200	51215.060.050	M8X45*	200	51215.080.045
M5X80*	500	51215.050.080	M6X60*	200	51215.060.060	M8X50*	200	51215.080.050
M5X100*	500	51215.050.100	M6X70*	200	51215.060.070	M8X60	100	51215.080.060
			M6X80*	200	51215.060.080	M8X70*	100	51215.080.070
M6X8*	500	51215.060.008	M6X90*	200	51215.060.090	M8X80*	100	51215.080.080
M6X10	200	51215.060.010	M6X100*	200	51215.060.100	M8X90*	100	51215.080.090
M6X12	200	51215.060.012				M8X100*	100	51215.080.100
M6X16	200	51215.060.016	M8X12	200	51215.080.012	M8X120*	100	51215.080.120
M6X20	100	51215.060.020	M8X16	200	51215.080.016			

56460 **Slotted mushroom head screw / Laagbolkopschroef met zaaggleuf / Vis à tête bombée fendue** **W02A**

Thread	Metric thread
Material	Plastic Polyamide (nylon)
Class	6.6
Color	White



6

d x L	✉	Art.number	d x L	✉	Art.number	d x L	✉	Art.number
M6X12	50	56460.060.012	M6X25	50	56460.060.025	M6X40	50	56460.060.040
M6X16	50	56460.060.016	M6X30	50	56460.060.030	M6X50	50	56460.060.050
M6X20	50	56460.060.020						

Double slotted mushroom head screw

Laagbolkopschroef met dubbele zaaggleuf / Vis à métaux tête poêlier fendue en croix

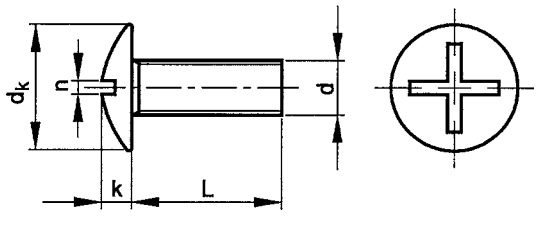

NF **≈E25-129**



Technical Data

d	d_k (max.)	k (max.)	n (max.)	P
M5	12	4	1.3	0.80
M6	14	4.2	1.7	1.00
M8	20	4.4	2.31	1.25
M10	25	5.5	2.81	1.50

- M6 Application in combination with pointed nuts in boxes and cabinets.

24650 **Double slotted mushroom head screw / Laagbolkopschroef met dubbele zaaggleuf / Vis à métaux tête poêlier fendue en croix** **H01X**

Thread	Metric thread
Material	Steel
Class	4.8
Surface treatment	Zinc plated

RoHS



d x L	✉	Art.number	d x L	✉	Art.number	d x L	✉	Art.number
M5X8	1.000	24650.050.008	M6X30	200	24650.060.030	M8X40	100	24650.080.040
M5X10	1.000	24650.050.010	M6X40	100	24650.060.040	M8X50	100	24650.080.050
M5X12	1.000	24650.050.012	M6X50	100	24650.060.050	M8X60	100	24650.080.060
M5X16	1.000	24650.050.016	M6X60	100	24650.060.060	M8X80	100	24650.080.080
			M6X80	100	24650.060.080	M8X100	100	24650.080.100
M6X10	1.000	24650.060.010						
M6X12	1.000	24650.060.013	M8X15	200	24650.080.016	M10X40	100	24650.100.040
M6X16	200	24650.060.016	M8X20	100	24650.080.020			
M6X20	200	24650.060.020	M8X30	100	24650.080.030			

Double slotted mushroom head screw

Laagbolkopschroef met dubbele zaaggleuf / Vis à métaux tête poêlier fendue en croix

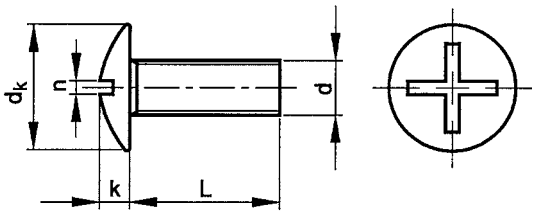

NF E25-129



Technical Data

d	d_k (max.)	k (max.)	n	P
M4	10.0	2.2	1.2	0.70
M5	12.5	2.7	1.2	0.80
M6	15.0	3.3	1.6	1.00
M8	20.0	4.4	2.0	1.25
M10	25.0	5.5	2.5	1.50

Article groups

Thread	Driving features	Material	Class	Surface treatment		Code	Page
M	Slotted	St.	4.8	ZPL		24862	6-29
M	Slotted	St.	4.8	ZPL	with nut	24874	6-29

24862 **Double slotted mushroom head screw / Laagbolkopschroef met dubbele zaaggleuf / Vis à métaux tête poêlier fendue en croix** **H01X**

Thread Metric thread
Material Steel
Class 4.8
Surface treatment Zinc plated



d x L	✉	Art.number	d x L	✉	Art.number	d x L	✉	Art.number
M4X10	500	24862.040.010	M5X60	200	24862.050.060	M8X16	200	24862.080.016
M4X16	500	24862.040.016				M8X20	100	24862.080.020
M4X20	500	24862.040.020	M6X10	200	24862.060.010	M8X25	100	24862.080.025
M4X25	500	24862.040.025	M6X12	200	24862.060.012	M8X30	100	24862.080.030
M4X30	500	24862.040.030	M6X16	200	24862.060.016	M8X35	200	24862.080.035
M4X35	500	24862.040.035	M6X20	200	24862.060.020	M8X40	100	24862.080.040
M4X40	200	24862.040.040	M6X25	200	24862.060.025	M8X50	100	24862.080.050
M4X50	200	24862.040.050	M6X30	200	24862.060.030	M8X70	50	24862.080.070
			M6X35	200	24862.060.035	M8X80	100	24862.080.080
M5X10	500	24862.050.010	M6X40	100	24862.060.040	M8X100	100	24862.080.100
M5X16	500	24862.050.016	M6X50	100	24862.060.050			
M5X20	500	24862.050.020	M6X60	100	24862.060.060	M10X30	100	24862.100.030
M5X25	200	24862.050.025	M6X70	100	24862.060.070	M10X50	100	24862.100.050
M5X30	200	24862.050.030	M6X100	100	24862.060.100	M10X60	50	24862.100.060
M5X40	200	24862.050.040						

24874 **Double slotted mushroom head screw with hexagon nut / Laagbolkopschroef met dubbele zaaggleuf en zeskantmoer / Vis à métaux tête poêlier fendue en croix avec écrou hexagonal** **H01X**

Thread Metric thread
Material Steel
Class 4.8
Surface treatment Zinc plated



d x L	✉	Art.number	d x L	✉	Art.number	d x L	✉	Art.number
M4X16	500	24874.040.016				M8X16	200	24874.080.016
M4X20	500	24874.040.020	M6X12	200	24874.060.012	M8X20	200	24874.080.020
M4X25	500	24874.040.025	M6X16	200	24874.060.016	M8X25	200	24874.080.025
M4X30	500	24874.040.030	M6X20	200	24874.060.020	M8X30	200	24874.080.030
M4X35	200	24874.040.035	M6X25	200	24874.060.025	M8X35	100	24874.080.035
M4X40	200	24874.040.040	M6X30	200	24874.060.030	M8X40	100	24874.080.040
M4X50	200	24874.040.050	M6X35	200	24874.060.035	M8X45	100	24874.080.045
			M6X40	200	24874.060.040	M8X50	100	24874.080.050
M5X16	200	24874.050.016	M6X45	100	24874.060.045	M8X60	100	24874.080.060
M5X20	200	24874.050.020	M6X50	100	24874.060.050	M8X70	100	24874.080.070
M5X25	200	24874.050.025	M6X60	100	24874.060.060	M8X80	100	24874.080.080
M5X35	200	24874.050.035	M6X70	100	24874.060.070	M8X100	100	24874.080.100
M5X40	200	24874.050.040	M6X80	100	24874.060.080			
M5X50	200	24874.050.050	M6X100	100	24874.060.100	M10X30	100	24874.100.030
M5X60	200	24874.050.060				M10X40	100	24874.100.040

FABORY

24874	Double slotted mushroom head screw with hexagon nut / Laagbolkopschroef met dubbele zaaggleuf en zeskantmoer / Vis à métaux tête poêlier fendue en croix avec écrou hexagonal	←

d x L	✉	Art.number	d x L	✉	Art.number
M10X50	100	24874.100.050	M10X60	50	24874.100.060

Cross recessed raised cheese head screw

Bolcilinderschroef met kruisgleuf / Vis à tête cylindrique à empreinte cruciforme

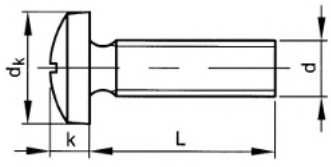



DIN **7985**
ISO 7045



Technical Data

d	d_k	Full thread if L ≤	k	No. cross recess	P
M1.6	3.2	16	1.3	0	0.35
M2	4	16	1.6	1	0.40
M2.5	5	20	2	1	0.45
M3	6	20	2.4	1	0.50
M3.5	7	22	2.7	2	0.60
M4	8	25	3.1	2	0.70
M5	10	25	3.8	2	0.80
M6	12	35	4.6	3	1.00
M8	16	40	6	4	1.25
M10	20	40	7.5	4	1.50

Article groups

Thread	Driving features	Material	Class	Surface treatment		Code	Page
M	Phillips	St.	4.8	ZPL	large pack	24660	6-30
M	Phillips	St.	4.8	Plain		24661	6-31
M	Pozidriv	St.	4.8	ZPL		24662	6-31
M	Phillips	St.	4.8	ZPL		24665	6-32
M	Phillips	St.	4.8	Znthp/nc		24811	6-32
M	Pozidriv	St.	4.8	ZPL BLCK		24812	6-33
M	Pozidriv	Al	P65	Anod.		45445	6-33
M	Phillips	St.st. A2				51340	6-33
M	Pozidriv	St.st. A2				51342	6-34
M	Phillips	St.st. A4				55340	6-35
M	Pozidriv	St.st. A4				55342	6-36

24660	Cross recessed raised cheese head screw Phillips / Bolcilinderschroef met Phillips kruisgleuf / Vis à tête cylindrique à empreinte cruciforme Phillips	H05A

Thread Metric thread
Material Steel
Class 4.8
Surface treatment Zinc plated

DIN 7985-H
ISO 7045-H

RoHS



d x L	✉	Art.number	d x L	✉	Art.number	d x L	✉	Art.number
M2X4	2.000	24660.020.004	M2,5X30*	200	24660.025.030	M3X50*	1.000	24660.030.050
M2X5	2.000	24660.020.005				M3X55*	200	24660.030.055
M2X6	2.000	24660.020.006	M3X3*	2.000	24660.030.003			
M2X8	2.000	24660.020.008	M3X4	2.000	24660.030.004	M3,5X5	2.000	24660.035.005
M2X10	2.000	24660.020.010	M3X5	2.000	24660.030.005	M3,5X6*	2.000	24660.035.006
M2X12*	2.000	24660.020.012	M3X6	2.000	24660.030.006			
M2X16	2.000	24660.020.016	M3X8	2.000	24660.030.008	M4X4	200	24660.040.004
M2X20	2.000	24660.020.020	M3X10	2.000	24660.030.010	M4X5	1.000	24660.040.005
			M3X12	2.000	24660.030.012	M4X6	1.000	24660.040.006
M2,5X4	2.000	24660.025.004	M3X14	2.000	24660.030.014	M4X8	1.000	24660.040.008
M2,5X5	2.000	24660.025.005	M3X16	2.000	24660.030.016	M4X10	1.000	24660.040.010
M2,5X6	2.000	24660.025.006	M3X18	2.000	24660.030.018	M4X12	1.000	24660.040.012
M2,5X8	2.000	24660.025.008	M3X20	2.000	24660.030.020	M4X14	2.000	24660.040.014
M2,5X10	2.000	24660.025.010	M3X22*	2.000	24660.030.022	M4X16	1.000	24660.040.016
M2,5X12	2.000	24660.025.012	M3X25	1.000	24660.030.025	M4X18*	2.000	24660.040.018
M2,5X14*	2.000	24660.025.014	M3X28*	2.000	24660.030.028	M4X20	1.000	24660.040.020
M2,5X16	200	24660.025.016	M3X30	1.000	24660.030.030	M4X22*	2.000	24660.040.022
M2,5X20	2.000	24660.025.020	M3X35*	2.000	24660.030.035	M4X25	1.000	24660.040.025
M2,5X25*	2.000	24660.025.025	M3X40	1.000	24660.030.040	M4X30	1.000	24660.040.030

24660 Cross recessed raised cheese head screw Phillips / Bolcilinderschroef met Phillips kruisgleuf / Vis à tête cylindrique à empreinte cruciforme Phillips

d x L	✉	Art.number	d x L	✉	Art.number	d x L	✉	Art.number
M4X35	500	24660.040.035	M5X35	250	24660.050.035	M6X55*	200	24660.060.055
M4X40	500	24660.040.040	M5X40	250	24660.050.040	M6X60	250	24660.060.060
M4X45	500	24660.040.045	M5X45	250	24660.050.045	M6X70*	200	24660.060.070
M4X50	500	24660.040.050	M5X50	250	24660.050.050	M6X75	200	24660.060.075
M4X55*	500	24660.040.055	M5X60	250	24660.050.060	M6X80	200	24660.060.080
M4X60	500	24660.040.060	M5X70	200	24660.050.070	M6X90*	100	24660.060.090
M4X65*	500	24660.040.065	M5X80	200	24660.050.080	M6X100*	100	24660.060.100
M4X70	500	24660.040.070	M5X90*	200	24660.050.090			
M4X80*	500	24660.040.080	M5X100*	200	24660.050.100	M8X12	250	24660.080.012
M4X85*	500	24660.040.085				M8X16	250	24660.080.016
M4X90	200	24660.040.090	M6X8	1.000	24660.060.008	M8X20	250	24660.080.020
M4X100*	200	24660.040.100	M6X10	1.000	24660.060.010	M8X25	250	24660.080.025
			M6X12	1.000	24660.060.012	M8X30	250	24660.080.030
M5X6	200	24660.050.006	M6X14*	1.000	24660.060.014	M8X35*	200	24660.080.035
M5X8	1.000	24660.050.008	M6X16	500	24660.060.016	M8X40	100	24660.080.040
M5X10	1.000	24660.050.010	M6X18*	1.000	24660.060.018	M8X45	100	24660.080.045
M5X12	1.000	24660.050.012	M6X20	250	24660.060.020	M8X50	100	24660.080.050
M5X14	1.000	24660.050.014	M6X25	250	24660.060.025	M8X60	100	24660.080.060
M5X16	1.000	24660.050.016	M6X30	250	24660.060.030	M8X70*	100	24660.080.070
M5X18*	1.000	24660.050.018	M6X35	250	24660.060.035	M8X80*	100	24660.080.080
M5X20	500	24660.050.020	M6X40	250	24660.060.040	M8X90*	100	24660.080.090
M5X25	500	24660.050.025	M6X45	250	24660.060.045			
M5X30	250	24660.050.030	M6X50	250	24660.060.050			

24661 Cross recessed raised cheese head screw / Bolcilinderschroef met kruisgleuf / Vis à tête cylindrique à empreinte cruciforme H05A

Thread	Metric thread	DIN	7985-H
Material	Steel	ISO	7045-H
Class	4.8		
Surface treatment	Plain		



d x L	✉	Art.number	d x L	✉	Art.number	d x L	✉	Art.number
M3X5*	2.000	24661.030.005	M4X12*	2.000	24661.040.012	M5X25*	1.000	24661.050.025
M3X6*	2.000	24661.030.006	M4X16*	2.000	24661.040.016			
M3X8*	2.000	24661.030.008	M4X20*	2.000	24661.040.020	M6X12*	1.000	24661.060.012
M3X10*	2.000	24661.030.010	M4X25*	1.000	24661.040.025	M6X16*	1.000	24661.060.016
M3X12*	2.000	24661.030.012	M4X30*	1.000	24661.040.030	M6X20*	1.000	24661.060.020
M3X16*	2.000	24661.030.016				M6X25*	500	24661.060.025
M3X20*	2.000	24661.030.020	M5X8*	2.000	24661.050.008	M6X40*	500	24661.060.040
			M5X10*	2.000	24661.050.010			
M4X6*	2.000	24661.040.006	M5X12*	1.000	24661.050.012	M8X16*	500	24661.080.016
M4X8*	2.000	24661.040.008	M5X16*	1.000	24661.050.016	M8X25*	200	24661.080.025
M4X10*	2.000	24661.040.010	M5X20*	1.000	24661.050.020			

24662 Cross recessed raised cheese head screw Pozidriv / Bolcilinderschroef met Pozidriv kruisgleuf / Vis à tête cylindrique à empreinte cruciforme Pozidriv H05A

Thread	Metric thread	DIN	7985-Z
Material	Steel	ISO	7045-Z
Class	4.8		
Surface treatment	Zinc plated		



d x L	✉	Art.number	d x L	✉	Art.number	d x L	✉	Art.number
M1,6X3*	1.000	24662.016.003				M4X14*	1.000	24662.040.014
M1,6X4*	1.000	24662.016.004	M3X4	2.000	24662.030.004	M4X16	1.000	24662.040.016
M1,6X5*	1.000	24662.016.005	M3X5*	2.000	24662.030.005	M4X18*	2.000	24662.040.018
M1,6X6*	1.000	24662.016.006	M3X6	2.000	24662.030.006	M4X20	1.000	24662.040.020
M1,6X8*	1.000	24662.016.008	M3X8	2.000	24662.030.008	M4X22*	1.000	24662.040.022
			M3X10	2.000	24662.030.010	M4X25	1.000	24662.040.025
M2X3*	1.000	24662.020.003	M3X12	2.000	24662.030.012	M4X30	1.000	24662.040.030
M2X4*	1.000	24662.020.004	M3X14*	1.000	24662.030.014	M4X35	500	24662.040.035
M2X5*	1.000	24662.020.005	M3X16	2.000	24662.030.016	M4X40	500	24662.040.040
M2X6*	1.000	24662.020.006	M3X20	2.000	24662.030.020	M4X45*	1.000	24662.040.045
M2X8*	1.000	24662.020.008	M3X25	1.000	24662.030.025	M4X50*	1.000	24662.040.050
M2X10*	1.000	24662.020.010	M3X30	1.000	24662.030.030	M4X60*	500	24662.040.060
M2X12*	1.000	24662.020.012	M3X35*	2.000	24662.030.035	M4X70	500	24662.040.070
M2X16*	1.000	24662.020.016	M3X40*	1.000	24662.030.040	M4X80*	250	24662.040.080
M2X20*	1.000	24662.020.020	M3X45*	500	24662.030.045			
			M3X50*	500	24662.030.050	M5X6	2.000	24662.050.006
M2,5X4*	2.000	24662.025.004				M5X8	1.000	24662.050.008
M2,5X5*	2.000	24662.025.005	M3,5X6*	1.000	24662.035.006	M5X10	1.000	24662.050.010
M2,5X6*	2.000	24662.025.006	M3,5X10*	1.000	24662.035.010	M5X12	1.000	24662.050.012
M2,5X8*	2.000	24662.025.008				M5X14*	500	24662.050.014
M2,5X10*	2.000	24662.025.010	M4X5	1.000	24662.040.005	M5X16	1.000	24662.050.016
M2,5X12*	2.000	24662.025.012	M4X6	1.000	24662.040.006	M5X20	500	24662.050.020
M2,5X16*	2.000	24662.025.016	M4X8	1.000	24662.040.008	M5X25	500	24662.050.025
M2,5X20*	1.000	24662.025.020	M4X10	1.000	24662.040.010	M5X30	250	24662.050.030
M2,5X25*	1.000	24662.025.025	M4X12	1.000	24662.040.012	M5X35	250	24662.050.035

24662 Cross recessed raised cheese head screw Pozidriv / Bolcilinderschroef met Pozidriv kruisgleuf / Vis à tête cylindrique à empreinte cruciforme Pozidriv ←

d x L	✉	Art.number	d x L	✉	Art.number	d x L	✉	Art.number
M5X40	250	24662.050.040	M6X25	250	24662.060.025	M8X20	250	24662.080.020
M5X45	250	24662.050.045	M6X30	250	24662.060.030	M8X25	250	24662.080.025
M5X50	250	24662.050.050	M6X35	250	24662.060.035	M8X30	250	24662.080.030
M5X60*	200	24662.050.060	M6X40	250	24662.060.040	M8X35*	125	24662.080.035
M5X70*	200	24662.050.070	M6X45*	500	24662.060.045	M8X40	100	24662.080.040
M5X80*	200	24662.050.080	M6X50	250	24662.060.050	M8X45	125	24662.080.045
M5X90*	125	24662.050.090	M6X60	250	24662.060.060	M8X50	100	24662.080.050
M5X100*	125	24662.050.100	M6X70*	125	24662.060.070	M8X60*	100	24662.080.060
			M6X80*	125	24662.060.080	M8X70*	100	24662.080.070
M6X8*	1.000	24662.060.008	M6X90*	125	24662.060.090	M8X80*	50	24662.080.080
M6X10	1.000	24662.060.010	M6X100*	125	24662.060.100	M8X90*	50	24662.080.090
M6X12	1.000	24662.060.012				M8X100*	50	24662.080.100
M6X16	500	24662.060.016	M8X12*	250	24662.080.012			
M6X20	250	24662.060.020	M8X16	250	24662.080.016			

24665 Cross recessed raised cheese head screw Phillips / Bolcilinderschroef met Phillips kruisgleuf / Vis à tête cylindrique à empreinte cruciforme Phillips H05A

Thread	Metric thread	DIN	7985-H
Material	Steel	ISO	7045-H
Class	4.8		
Surface treatment	Zinc plated		



6

d x L	✉	Art.number	d x L	✉	Art.number	d x L	✉	Art.number
M2X4	200	24665.020.004	M4X5	200	24665.040.005	M5X45	100	24665.050.045
M2X5	200	24665.020.005	M4X6	200	24665.040.006	M5X50	100	24665.050.050
M2X6	200	24665.020.006	M4X8	200	24665.040.008	M5X60	100	24665.050.060
M2X8	200	24665.020.008	M4X10	200	24665.040.010	M5X70	100	24665.050.070
M2X10	200	24665.020.010	M4X12	200	24665.040.012	M5X80	100	24665.050.080
			M4X16	200	24665.040.016			
M2,5X4	200	24665.025.004	M4X20	200	24665.040.020	M6X8	200	24665.060.008
M2,5X5	200	24665.025.005	M4X25	200	24665.040.025	M6X10	200	24665.060.010
M2,5X6	200	24665.025.006	M4X30	200	24665.040.030	M6X12	200	24665.060.012
M2,5X8	200	24665.025.008	M4X35	200	24665.040.035	M6X16	200	24665.060.016
M2,5X10	200	24665.025.010	M4X40	200	24665.040.040	M6X20	100	24665.060.020
M2,5X12	200	24665.025.012	M4X45	200	24665.040.045	M6X25	100	24665.060.025
			M4X50	200	24665.040.050	M6X30	100	24665.060.030
M3X4	200	24665.030.004	M4X60	200	24665.040.060	M6X35	100	24665.060.035
M3X5	200	24665.030.005	M4X80	200	24665.040.080	M6X40	100	24665.060.040
M3X6	200	24665.030.006				M6X45	100	24665.060.045
M3X8	200	24665.030.008	M5X6	200	24665.050.006	M6X50	100	24665.060.050
M3X10	200	24665.030.010	M5X8	200	24665.050.008	M6X60	100	24665.060.060
M3X12	200	24665.030.012	M5X10	200	24665.050.010	M6X70	100	24665.060.070
M3X16	200	24665.030.016	M5X12	200	24665.050.012			
M3X20	200	24665.030.020	M5X16	200	24665.050.016	M8X12	100	24665.080.012
M3X25	200	24665.030.025	M5X20	200	24665.050.020	M8X16	100	24665.080.016
M3X30	200	24665.030.030	M5X25	200	24665.050.025	M8X20	100	24665.080.020
M3X40	200	24665.030.040	M5X30	100	24665.050.030	M8X25	100	24665.080.025
M3X50	200	24665.030.050	M5X35	100	24665.050.035	M8X30	100	24665.080.030
			M5X40	100	24665.050.040	M8X35*	200	24665.080.035

24811 Cross recessed raised cheese head screw / Bolcilinderschroef met kruisgleuf / Vis à tête cylindrique à empreinte cruciforme H05A

Thread	Metric thread	DIN	7985-H
Material	Steel	ISO	7045-H
Class	4.8		
Surface treatment	Zinc plated with thick Cr(III) passivation		



d x L	✉	Art.number	d x L	✉	Art.number	d x L	✉	Art.number
M3X6*	2.000	24811.030.006	M4X16*	2.000	24811.040.016	M5X12*	1.000	24811.050.012
M3X8*	2.000	24811.030.008	M4X20*	2.000	24811.040.020	M5X16*	1.000	24811.050.016
M3X12*	2.000	24811.030.012	M4X25*	1.000	24811.040.025	M5X20*	1.000	24811.050.020
M3X16*	2.000	24811.030.016	M4X30*	1.000	24811.040.030			
						M6X10*	1.000	24811.060.010
M4X8*	2.000	24811.040.008	M5X8*	2.000	24811.050.008	M6X12*	1.000	24811.060.012
M4X10*	2.000	24811.040.010	M5X10*	2.000	24811.050.010	M6X25*	500	24811.060.025
M4X12*	2.000	24811.040.012						

24812 Cross recessed raised cheese head screw / Bolcilinderschroef met kruisgleuf / Vis à tête cylindrique à empreinte cruciforme H07A

Thread	Metric thread	DIN	7985-Z
Material	Steel	ISO	7045-Z
Class	4.8		
Surface treatment	Zinc plated black passivated		



d x L	✉	Art.number	d x L	✉	Art.number	d x L	✉	Art.number
M1,6X3*	1.000	24812.016.003	M3,5X6*	1.000	24812.035.006	M5X45*	250	24812.050.045
M1,6X4*	1.000	24812.016.004	M3,5X10*	1.000	24812.035.010	M5X50*	250	24812.050.050
M1,6X5*	1.000	24812.016.005				M5X60*	250	24812.050.060
M1,6X6*	1.000	24812.016.006	M4X5*	1.000	24812.040.005	M5X70*	250	24812.050.070
M1,6X8*	1.000	24812.016.008	M4X6*	1.000	24812.040.006	M5X90*	125	24812.050.090
			M4X8	1.000	24812.040.008	M5X100*	125	24812.050.100
M2X10*	1.000	24812.020.010	M4X10	200	24812.040.010			
M2X12*	1.000	24812.020.012	M4X12*	1.000	24812.040.012	M6X8*	500	24812.060.008
M2X16*	1.000	24812.020.016	M4X14*	1.000	24812.040.014	M6X10	500	24812.060.010
M2X20*	1.000	24812.020.020	M4X16	1.000	24812.040.016	M6X12*	500	24812.060.012
			M4X18*	1.000	24812.040.018	M6X16	500	24812.060.016
M2,5X4*	1.000	24812.025.004	M4X22*	1.000	24812.040.022	M6X20*	500	24812.060.020
M2,5X5*	1.000	24812.025.005	M4X25*	1.000	24812.040.025	M6X25*	250	24812.060.025
M2,5X6*	1.000	24812.025.006	M4X30*	500	24812.040.030	M6X30*	250	24812.060.030
M2,5X8*	1.000	24812.025.008	M4X35*	500	24812.040.035	M6X35*	250	24812.060.035
M2,5X10*	1.000	24812.025.010	M4X40*	500	24812.040.040	M6X40*	250	24812.060.040
M2,5X12*	1.000	24812.025.012	M4X45*	500	24812.040.045	M6X45*	250	24812.060.045
M2,5X16*	1.000	24812.025.016	M4X50*	250	24812.040.050	M6X50*	250	24812.060.050
M2,5X20*	1.000	24812.025.020	M4X60*	250	24812.040.060	M6X60*	125	24812.060.060
			M4X70*	250	24812.040.070	M6X70*	125	24812.060.070
M3X4*	1.000	24812.030.004	M4X80*	250	24812.040.080	M6X80*	125	24812.060.080
M3X5	1.000	24812.030.005				M6X90*	125	24812.060.090
M3X6	1.000	24812.030.006	M5X6*	1.000	24812.050.006			
M3X8*	1.000	24812.030.008	M5X8*	1.000	24812.050.008	M8X12*	250	24812.080.012
M3X10*	1.000	24812.030.010	M5X10	1.000	24812.050.010	M8X16*	250	24812.080.016
M3X12	1.000	24812.030.012	M5X12	1.000	24812.050.012	M8X25*	250	24812.080.025
M3X14*	1.000	24812.030.014	M5X14*	500	24812.050.014	M8X30	125	24812.080.030
M3X16*	1.000	24812.030.016	M5X16	1.000	24812.050.016	M8X40*	125	24812.080.040
M3X20*	1.000	24812.030.020	M5X20	500	24812.050.020	M8X45*	125	24812.080.045
M3X25*	1.000	24812.030.025	M5X25	500	24812.050.025	M8X50*	125	24812.080.050
M3X35*	1.000	24812.030.035	M5X30*	500	24812.050.030	M8X70*	100	24812.080.070
M3X40*	500	24812.030.040	M5X35*	500	24812.050.035	M8X80*	50	24812.080.080
M3X45*	500	24812.030.045	M5X40*	250	24812.050.040	M8X90*	50	24812.080.090

45445 Cross recessed raised cheese head screw Pozidriv / Bolcilinderschroef met Pozidriv kruisgleuf / Vis à tête cylindrique à empreinte cruciforme Pozidriv W010

Thread	Metric thread	DIN	≈7985-Z
Material	Aluminium	ISO	≈7045-Z
Class	P65		
Surface treatment	Anodized		



d x L	✉	Art.number	d x L	✉	Art.number	d x L	✉	Art.number
M3X10	200	45445.030.010	M4X20	200	45445.040.020	M5X40	200	45445.050.040
M3X12	200	45445.030.012	M4X25	200	45445.040.025			
M3X16	200	45445.030.016				M6X12	500	45445.060.012
M3X20	200	45445.030.020	M5X10	1.000	45445.050.010	M6X20	200	45445.060.020
			M5X16	1.000	45445.050.016	M6X30	200	45445.060.030
M4X12	200	45445.040.012	M5X20	200	45445.050.020	M6X35	200	45445.060.035
M4X16	200	45445.040.016	M5X25	200	45445.050.025			

51340 Cross recessed raised cheese head screw Phillips / Bolcilinderschroef met Phillips kruisgleuf / Vis à tête cylindrique à empreinte cruciforme Phillips R01A

Thread	Metric thread	DIN	7985-H
Material	Stainless steel A2	ISO	7045-H



d x L	✉	Art.number	d x L	✉	Art.number	d x L	✉	Art.number
M1,6X2*	1.000	51340.016.002	M1,6X20*	1.000	51340.016.020	M2X18*	1.000	51340.020.018
M1,6X3	1.000	51340.016.003				M2X20	1.000	51340.020.020
M1,6X4*	1.000	51340.016.004	M2X3	1.000	51340.020.003			
M1,6X5*	1.000	51340.016.005	M2X4	100	51340.020.004	M2,5X3*	1.000	51340.025.003
M1,6X6*	1.000	51340.016.006	M2X5	100	51340.020.005	M2,5X4*	1.000	51340.025.004
M1,6X8	1.000	51340.016.008	M2X6	100	51340.020.006	M2,5X5	100	51340.025.005
M1,6X10*	1.000	51340.016.010	M2X8	100	51340.020.008	M2,5X6	100	51340.025.006
M1,6X12*	1.000	51340.016.012	M2X10	100	51340.020.010	M2,5X8	100	51340.025.008
M1,6X14*	1.000	51340.016.014	M2X12	100	51340.020.012	M2,5X10	100	51340.025.010
M1,6X16*	1.000	51340.016.016	M2X14	1.000	51340.020.014	M2,5X12	100	51340.025.012
M1,6X18*	1.000	51340.016.018	M2X16	100	51340.020.016	M2,5X14*	1.000	51340.025.014

6

51340 Cross recessed raised cheese head screw Phillips / Bolcilinderschroef met Phillips kruisgleuf / Vis à tête cylindrique à empreinte cruciforme Phillips ←

d x L	✉	Art.number	d x L	✉	Art.number	d x L	✉	Art.number
M2,5X16	100	51340.025.016	M4X22	500	51340.040.022			
M2,5X18	1.000	51340.025.018	M4X25	200	51340.040.025	M6X8	100	51340.060.008
M2,5X20	100	51340.025.020	M4X28*	500	51340.040.028	M6X10	100	51340.060.010
M2,5X22*	500	51340.025.022	M4X30	200	51340.040.030	M6X12	100	51340.060.012
M2,5X25	500	51340.025.025	M4X35	200	51340.040.035	M6X14*	500	51340.060.014
M2,5X28*	500	51340.025.028	M4X40	200	51340.040.040	M6X16	100	51340.060.016
M2,5X30*	500	51340.025.030	M4X45	200	51340.040.045	M6X18*	500	51340.060.018
			M4X50	200	51340.040.050	M6X20	100	51340.060.020
M3X3	500	51340.030.003	M4X55*	500	51340.040.055	M6X22*	500	51340.060.022
M3X4	500	51340.030.004	M4X60	100	51340.040.060	M6X25	100	51340.060.025
M3X5	200	51340.030.005	M4X65*	500	51340.040.065	M6X28*	200	51340.060.028
M3X6	200	51340.030.006	M4X70*	500	51340.040.070	M6X30	100	51340.060.030
M3X8	200	51340.030.008	M4X80*	500	51340.040.080	M6X35	100	51340.060.035
M3X10	200	51340.030.010	M4X90*	500	51340.040.090	M6X40	100	51340.060.040
M3X12	200	51340.030.012	M4X100*	500	51340.040.100	M6X45	100	51340.060.045
M3X14	500	51340.030.014				M6X50	100	51340.060.050
M3X16	200	51340.030.016	M5X6	100	51340.050.006	M6X55	100	51340.060.055
M3X18	500	51340.030.018	M5X7*	500	51340.050.007	M6X60	100	51340.060.060
M3X20	200	51340.030.020	M5X8	100	51340.050.008	M6X65*	200	51340.060.065
M3X22*	500	51340.030.022	M5X10	100	51340.050.010	M6X70	100	51340.060.070
M3X25	200	51340.030.025	M5X12	100	51340.050.012	M6X80	100	51340.060.080
M3X28*	500	51340.030.028	M5X14*	500	51340.050.014	M6X90	100	51340.060.090
M3X30	200	51340.030.030	M5X16	100	51340.050.016	M6X100	100	51340.060.100
M3X35	200	51340.030.035	M5X18*	500	51340.050.018			
M3X40	200	51340.030.040	M5X20	100	51340.050.020	M8X10*	200	51340.080.010
M3X45	200	51340.030.045	M5X22*	500	51340.050.022	M8X12	100	51340.080.012
M3X48*	200	51340.030.048	M5X25	100	51340.050.025	M8X16	100	51340.080.016
M3X50	200	51340.030.050	M5X28*	500	51340.050.028	M8X20	100	51340.080.020
M3X55*	200	51340.030.055	M5X30	100	51340.050.030	M8X25	100	51340.080.025
M3X60	200	51340.030.060	M5X35	100	51340.050.035	M8X30	100	51340.080.030
			M5X40	100	51340.050.040	M8X35*	100	51340.080.035
M4X4	500	51340.040.004	M5X45	100	51340.050.045	M8X40	100	51340.080.040
M4X5	500	51340.040.005	M5X50	100	51340.050.050	M8X45	100	51340.080.045
M4X6	200	51340.040.006	M5X55	200	51340.050.055	M8X50	100	51340.080.050
M4X8	200	51340.040.008	M5X60	100	51340.050.060	M8X60	100	51340.080.060
M4X10	200	51340.040.010	M5X65*	200	51340.050.065	M8X70*	100	51340.080.070
M4X12	200	51340.040.012	M5X70	200	51340.050.070	M8X80*	100	51340.080.080
M4X14	500	51340.040.014	M5X75*	200	51340.050.075	M8X90*	100	51340.080.090
M4X16	200	51340.040.016	M5X80	200	51340.050.080			
M4X18	500	51340.040.018	M5X90*	200	51340.050.090	M10X25*	100	51340.100.025
M4X20	200	51340.040.020	M5X100*	200	51340.050.100			

51342 Cross recessed raised cheese head screw Pozidriv / Bolcilinderschroef met Pozidriv kruisgleuf / Vis à tête cylindrique à empreinte cruciforme Pozidriv R01A

Thread Metric thread DIN 7985-Z
Material Stainless steel A2 ISO 7045-Z

RoHS



d x L	✉	Art.number	d x L	✉	Art.number	d x L	✉	Art.number
M1,6X2*	1.000	51342.016.002	M2,5X12	100	51342.025.012	M3X60*	200	51342.030.060
M1,6X3*	1.000	51342.016.003	M2,5X14	100	51342.025.014			
M1,6X4*	1.000	51342.016.004	M2,5X16	100	51342.025.016	M4X4	200	51342.040.004
M1,6X5*	1.000	51342.016.005	M2,5X18	100	51342.025.018	M4X5	200	51342.040.005
M1,6X6*	1.000	51342.016.006	M2,5X20	100	51342.025.020	M4X6	200	51342.040.006
M1,6X8*	1.000	51342.016.008	M2,5X25*	500	51342.025.025	M4X8	200	51342.040.008
M1,6X10*	1.000	51342.016.010	M2,5X28*	500	51342.025.028	M4X10	200	51342.040.010
M1,6X14*	1.000	51342.016.014	M2,5X30*	500	51342.025.030	M4X12	200	51342.040.012
M1,6X16*	1.000	51342.016.016				M4X14	200	51342.040.014
M1,6X20*	1.000	51342.016.020	M3X3*	500	51342.030.003	M4X16	200	51342.040.016
			M3X4	200	51342.030.004	M4X18*	500	51342.040.018
M2X3	100	51342.020.003	M3X5	200	51342.030.005	M4X20	200	51342.040.020
M2X4	100	51342.020.004	M3X6	200	51342.030.006	M4X22*	500	51342.040.022
M2X5	100	51342.020.005	M3X8	200	51342.030.008	M4X25	200	51342.040.025
M2X6	100	51342.020.006	M3X10	200	51342.030.010	M4X28*	500	51342.040.028
M2X8	100	51342.020.008	M3X12	200	51342.030.012	M4X30	200	51342.040.030
M2X10	100	51342.020.010	M3X14	200	51342.030.014	M4X35	200	51342.040.035
M2X12	100	51342.020.012	M3X16	200	51342.030.016	M4X40	200	51342.040.040
M2X14*	1.000	51342.020.014	M3X18*	1.000	51342.030.018	M4X45	500	51342.040.045
M2X16	100	51342.020.016	M3X20	200	51342.030.020	M4X50	200	51342.040.050
M2X18*	1.000	51342.020.018	M3X22*	500	51342.030.022	M4X55*	200	51342.040.055
M2X20*	1.000	51342.020.020	M3X25	200	51342.030.025	M4X60*	200	51342.040.060
			M3X28*	1.000	51342.030.028	M4X70*	200	51342.040.070
M2,5X3	100	51342.025.003	M3X30	200	51342.030.030	M4X80*	200	51342.040.080
M2,5X4	100	51342.025.004	M3X35	200	51342.030.035			
M2,5X5	100	51342.025.005	M3X40	200	51342.030.040	M5X6	100	51342.050.006
M2,5X6	100	51342.025.006	M3X45*	200	51342.030.045	M5X8	100	51342.050.008
M2,5X8	100	51342.025.008	M3X50	200	51342.030.050	M5X10	100	51342.050.010
M2,5X10	100	51342.025.010	M3X55*	200	51342.030.055	M5X12	100	51342.050.012

51342 Cross recessed raised cheese head screw Pozidriv / Bolcilinderschroef met Pozidriv kruisgleuf / Vis à tête cylindrique à empreinte cruciforme Pozidriv ←

d x L	✉	Art.number	d x L	✉	Art.number	d x L	✉	Art.number
M5X14	500	51342.050.014	M5X70*	200	51342.050.070	M6X35	100	51342.060.035
M5X16	100	51342.050.016	M5X80	200	51342.050.080	M6X40*	200	51342.060.040
M5X18*	500	51342.050.018	M5X90*	200	51342.050.090	M6X45*	200	51342.060.045
M5X20	100	51342.050.020	M5X100*	200	51342.050.100	M6X50*	200	51342.060.050
M5X22*	500	51342.050.022				M6X55*	200	51342.060.055
M5X25	100	51342.050.025	M6X8	100	51342.060.008	M6X60*	200	51342.060.060
M5X28*	500	51342.050.028	M6X10	100	51342.060.010	M6X70*	100	51342.060.070
M5X30	100	51342.050.030	M6X12	100	51342.060.012	M6X75*	100	51342.060.075
M5X35	100	51342.050.035	M6X14*	500	51342.060.014	M6X80*	100	51342.060.080
M5X40	100	51342.050.040	M6X16	100	51342.060.016	M6X90*	100	51342.060.090
M5X45	100	51342.050.045	M6X18*	500	51342.060.018	M6X100*	100	51342.060.100
M5X50	100	51342.050.050	M6X20	100	51342.060.020			
M5X55*	200	51342.050.055	M6X25	100	51342.060.025	M8X20*	200	51342.080.020
M5X60*	200	51342.050.060	M6X30	100	51342.060.030	M8X30*	200	51342.080.030

55340 Cross recessed raised cheese head screw Phillips / Bolcilinderschroef met Phillips kruisgleuf / Vis à tête cylindrique à empreinte cruciforme Phillips R41A

Thread Metric thread DIN 7985-H
Material Stainless steel A4 ISO 7045-H

RoHS



6

d x L	✉	Art.number	d x L	✉	Art.number	d x L	✉	Art.number
M1,6X2*	1.000	55340.016.002	M3X18*	500	55340.030.018	M5X35	100	55340.050.035
M1,6X3*	1.000	55340.016.003	M3X20	200	55340.030.020	M5X40	100	55340.050.040
M1,6X4*	1.000	55340.016.004	M3X25	200	55340.030.025	M5X45	100	55340.050.045
M1,6X5*	1.000	55340.016.005	M3X30	200	55340.030.030	M5X50	100	55340.050.050
M1,6X6*	1.000	55340.016.006	M3X35*	500	55340.030.035	M5X55*	200	55340.050.055
M1,6X8*	1.000	55340.016.008	M3X40*	500	55340.030.040	M5X60*	200	55340.050.060
M1,6X10*	1.000	55340.016.010	M3X45*	200	55340.030.045	M5X70*	200	55340.050.070
M1,6X12*	1.000	55340.016.012	M3X50*	200	55340.030.050	M5X80	200	55340.050.080
M1,6X16*	1.000	55340.016.016	M3X60*	500	55340.030.060	M5X90*	200	55340.050.090
						M5X100*	200	55340.050.100
M2X3*	1.000	55340.020.003	M4X4*	500	55340.040.004			
M2X4	100	55340.020.004	M4X5	200	55340.040.005	M6X8	100	55340.060.008
M2X5	100	55340.020.005	M4X6	200	55340.040.006	M6X10	100	55340.060.010
M2X6	100	55340.020.006	M4X8	200	55340.040.008	M6X12	100	55340.060.012
M2X8	100	55340.020.008	M4X10	200	55340.040.010	M6X14*	500	55340.060.014
M2X10	100	55340.020.010	M4X12	200	55340.040.012	M6X16	100	55340.060.016
M2X12	100	55340.020.012	M4X14	500	55340.040.014	M6X18*	500	55340.060.018
M2X14*	1.000	55340.020.014	M4X16	200	55340.040.016	M6X20	100	55340.060.020
M2X16	100	55340.020.016	M4X18	500	55340.040.018	M6X22*	500	55340.060.022
M2X18*	1.000	55340.020.018	M4X20	200	55340.040.020	M6X25	100	55340.060.025
M2X20*	1.000	55340.020.020	M4X22*	500	55340.040.022	M6X28*	200	55340.060.028
			M4X25	200	55340.040.025	M6X30	100	55340.060.030
M2,5X4	100	55340.025.004	M4X30	200	55340.040.030	M6X35	100	55340.060.035
M2,5X5	100	55340.025.005	M4X35	200	55340.040.035	M6X40	100	55340.060.040
M2,5X6	100	55340.025.006	M4X40	200	55340.040.040	M6X45	100	55340.060.045
M2,5X8	100	55340.025.008	M4X45*	500	55340.040.045	M6X50	100	55340.060.050
M2,5X10	100	55340.025.010	M4X50	200	55340.040.050	M6X60	200	55340.060.060
M2,5X12	100	55340.025.012	M4X55*	500	55340.040.055	M6X65*	200	55340.060.065
M2,5X14*	1.000	55340.025.014	M4X60*	500	55340.040.060	M6X70	200	55340.060.070
M2,5X16	100	55340.025.016	M4X70*	500	55340.040.070	M6X80	200	55340.060.080
M2,5X18*	1.000	55340.025.018	M4X80*	500	55340.040.080	M6X90*	200	55340.060.090
M2,5X20	100	55340.025.020	M4X90*	500	55340.040.090	M6X100*	200	55340.060.100
M2,5X25*	500	55340.025.025						
M2,5X30*	500	55340.025.030	M5X6	500	55340.050.006	M8X12*	200	55340.080.012
			M5X8	100	55340.050.008	M8X16	100	55340.080.016
M3X3*	500	55340.030.003	M5X10	100	55340.050.010	M8X20	100	55340.080.020
M3X4	200	55340.030.004	M5X12	100	55340.050.012	M8X25	100	55340.080.025
M3X5	500	55340.030.005	M5X14*	500	55340.050.014	M8X30	100	55340.080.030
M3X6	200	55340.030.006	M5X16	100	55340.050.016	M8X35*	200	55340.080.035
M3X8	200	55340.030.008	M5X18*	500	55340.050.018	M8X40	100	55340.080.040
M3X10	200	55340.030.010	M5X20	100	55340.050.020	M8X45*	200	55340.080.045
M3X12	200	55340.030.012	M5X22*	500	55340.050.022	M8X50*	200	55340.080.050
M3X14	500	55340.030.014	M5X25	100	55340.050.025	M8X60*	100	55340.080.060
M3X16	200	55340.030.016	M5X30	100	55340.050.030			

FABORY

55342	Cross recessed raised cheese head screw Pozidriv / Bolcilinderschroef met Pozidriv kruisgleuf / Vis à tête cylindrique à empreinte cruciforme Pozidriv			R41A
Thread	Metric thread	DIN	7985-Z	
Material	Stainless steel A4	ISO	7045-Z	



d x L	✉	Art.number	d x L	✉	Art.number	d x L	✉	Art.number
M1,6X3*	1.000	55342.016.003	M3X12	500	55342.030.012	M5X25*	500	55342.050.025
M1,6X4*	1.000	55342.016.004	M3X14*	500	55342.030.014	M5X30*	500	55342.050.030
M1,6X5*	1.000	55342.016.005	M3X16*	500	55342.030.016	M5X35*	500	55342.050.035
M1,6X6*	1.000	55342.016.006	M3X18*	500	55342.030.018	M5X40*	500	55342.050.040
M1,6X8*	1.000	55342.016.008	M3X20*	500	55342.030.020	M5X45*	200	55342.050.045
M1,6X10*	1.000	55342.016.010	M3X22*	500	55342.030.022	M5X50*	200	55342.050.050
M1,6X12*	1.000	55342.016.012	M3X25	500	55342.030.025	M5X55*	200	55342.050.055
M1,6X14*	1.000	55342.016.014	M3X30*	500	55342.030.030	M5X60*	200	55342.050.060
M1,6X16*	1.000	55342.016.016	M3X35	500	55342.030.035	M5X70*	200	55342.050.070
			M3X40*	500	55342.030.040	M5X80*	200	55342.050.080
M2X3*	1.000	55342.020.003	M3X45*	200	55342.030.045	M5X90*	200	55342.050.090
M2X4*	1.000	55342.020.004	M3X50*	200	55342.030.050	M5X100*	200	55342.050.100
M2X5*	1.000	55342.020.005	M3X55*	200	55342.030.055			
M2X6	1.000	55342.020.006	M3X60*	200	55342.030.060	M6X8*	500	55342.060.008
M2X8*	1.000	55342.020.008				M6X10	500	55342.060.010
M2X10*	1.000	55342.020.010	M4X4*	500	55342.040.004	M6X12*	500	55342.060.012
M2X12*	1.000	55342.020.012	M4X5*	500	55342.040.005	M6X14*	1.000	55342.060.014
M2X14*	1.000	55342.020.014	M4X6	500	55342.040.006	M6X16*	500	55342.060.016
M2X16	1.000	55342.020.016	M4X8	500	55342.040.008	M6X20	500	55342.060.020
M2X18*	1.000	55342.020.018	M4X10	500	55342.040.010	M6X25*	200	55342.060.025
M2X20*	1.000	55342.020.020	M4X12	500	55342.040.012	M6X30*	200	55342.060.030
			M4X14*	500	55342.040.014	M6X35*	200	55342.060.035
M2,5X3*	1.000	55342.025.003	M4X16	500	55342.040.016	M6X40*	200	55342.060.040
M2,5X4*	1.000	55342.025.004	M4X18*	500	55342.040.018	M6X45*	200	55342.060.045
M2,5X5*	1.000	55342.025.005	M4X20*	500	55342.040.020	M6X50*	200	55342.060.050
M2,5X6	1.000	55342.025.006	M4X25	500	55342.040.025	M6X55*	200	55342.060.055
M2,5X8*	1.000	55342.025.008	M4X30*	500	55342.040.030	M6X60*	200	55342.060.060
M2,5X10*	1.000	55342.025.010	M4X35*	500	55342.040.035	M6X65*	100	55342.060.065
M2,5X12*	1.000	55342.025.012	M4X40*	500	55342.040.040	M6X70*	100	55342.060.070
M2,5X14*	1.000	55342.025.014	M4X45*	500	55342.040.045	M6X75*	100	55342.060.075
M2,5X16*	1.000	55342.025.016	M4X50*	500	55342.040.050	M6X80*	100	55342.060.080
M2,5X18*	1.000	55342.025.018	M4X55*	200	55342.040.055	M6X90*	100	55342.060.090
M2,5X20*	1.000	55342.025.020	M4X60*	200	55342.040.060	M6X100*	100	55342.060.100
M2,5X25*	500	55342.025.025						
M2,5X30*	500	55342.025.030	M5X6*	500	55342.050.006	M8X12*	200	55342.080.012
			M5X8*	500	55342.050.008	M8X16*	200	55342.080.016
M3X3*	500	55342.030.003	M5X10	500	55342.050.010	M8X20*	200	55342.080.020
M3X4	500	55342.030.004	M5X12*	500	55342.050.012	M8X25*	200	55342.080.025
M3X5	500	55342.030.005	M5X14*	500	55342.050.014	M8X30*	200	55342.080.030
M3X6	500	55342.030.006	M5X16*	500	55342.050.016	M8X35*	200	55342.080.035
M3X8	500	55342.030.008	M5X18*	500	55342.050.018	M8X40*	200	55342.080.040
M3X10	500	55342.030.010	M5X20*	500	55342.050.020			

Cross recessed countersunk head screw

Verzonken schroef met kruisgleuf / Vis à tête fraisée à empreinte cruciforme

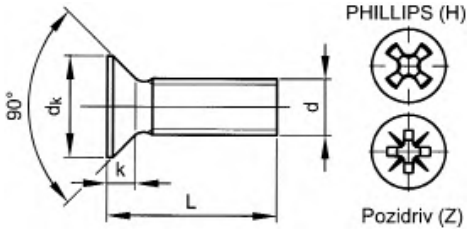

DIN **965 A**
ISO 7046-1
NF E25-119-1



Technical Data

d	d_k	Full thread if L ≤	k (max.)	No. cross recess	P
M1.6	3	12	0.96	0	0.35
M2	3.8	16	1.2	1	0.40
M2.5	4.7	16	1.5	1	0.45
M3	5.6	20	1.65	1	0.50
M4	7.5	25	2.2	2	0.70
M5	9.2	30	2.5	2	0.80
M6	11	35	3	3	1.00
M8	14.5	40	4	4	1.25
M10	18	50	5	4	1.50

Article groups

Thread	Driving features	Material	Class	Surface treatment		Code	Page
M	Phillips	St.	4.8	Plain		24569	6-37
M	Phillips	St.	4.8	ZPL	large pack	24670	6-38
M	Phillips	St.	4.8	ZPL		24671	6-38
M	Pozidriv	St.	4.8	ZPL		24672	6-39
M	Pozidriv	St.	4.8	ZPL BLCK		24845	6-39
M	Pozidriv	Al	P65			45425	6-40
M	Phillips	St.st. A2				51300	6-40
M	Pozidriv	St.st. A2				51302	6-41
M	Phillips	St.st. A4				55300	6-41
M	Pozidriv	St.st. A4				55302	6-42

24569 **Cross recessed countersunk head screw Phillips / Verzonken schroef met Phillips kruisgleuf / Vis à tête fraisée à empreinte cruciforme Phillips** **H05A**

Thread Metric thread
Material Steel
Class 4.8
Surface treatment Plain

DIN 965 A-H
ISO 7046-1-H

RoHS



d x L	✉	Art.number	d x L	✉	Art.number	d x L	✉	Art.number
M2,5X6*	2.000	24569.025.006	M4X10	2.000	24569.040.010			
M2,5X8*	2.000	24569.025.008	M4X12*	2.000	24569.040.012	M6X10*	1.000	24569.060.010
			M4X16*	2.000	24569.040.016	M6X12*	1.000	24569.060.012
M3X5*	2.000	24569.030.005	M4X20*	2.000	24569.040.020	M6X16*	1.000	24569.060.016
M3X6*	2.000	24569.030.006	M4X25*	1.000	24569.040.025	M6X20*	1.000	24569.060.020
M3X8	2.000	24569.030.008	M4X30*	1.000	24569.040.030	M6X25*	500	24569.060.025
M3X10*	2.000	24569.030.010				M6X30*	200	24569.060.030
M3X12*	2.000	24569.030.012	M5X8*	2.000	24569.050.008	M6X35*	500	24569.060.035
M3X16*	2.000	24569.030.016	M5X10*	2.000	24569.050.010			
M3X20*	2.000	24569.030.020	M5X12*	1.000	24569.050.012	M8X16*	500	24569.080.016
M3X25*	2.000	24569.030.025	M5X16*	1.000	24569.050.016	M8X20*	500	24569.080.020
			M5X20*	1.000	24569.050.020	M8X25*	200	24569.080.025
M4X6*	2.000	24569.040.006	M5X25*	1.000	24569.050.025	M8X30*	200	24569.080.030
M4X8	2.000	24569.040.008	M5X40*	500	24569.050.040			

24670 Cross recessed countersunk head screw Phillips / Verzonken schroef met Phillips kruisgleuf / Vis à tête fraisée à empreinte cruciforme Phillips — H05A

Thread	Metric thread	DIN	965 A-H
Material	Steel	ISO	7046-1-H
Class	4.8		
Surface treatment	Zinc plated		



d x L	✉	Art.number	d x L	✉	Art.number	d x L	✉	Art.number
M2X5	2.000	24670.020.005	M4X12	1.000	24670.040.012	M6X16	500	24670.060.016
M2X6	2.000	24670.020.006	M4X14	200	24670.040.014	M6X18*	1.000	24670.060.018
M2X8*	2.000	24670.020.008	M4X16	1.000	24670.040.016	M6X20	250	24670.060.020
M2X10*	200	24670.020.010	M4X20	1.000	24670.040.020	M6X25	250	24670.060.025
M2X12	2.000	24670.020.012	M4X25	1.000	24670.040.025	M6X30	250	24670.060.030
M2X16	2.000	24670.020.016	M4X28*	1.000	24670.040.028	M6X35	250	24670.060.035
M2X20*	2.000	24670.020.020	M4X30	1.000	24670.040.030	M6X40	250	24670.060.040
			M4X35	1.000	24670.040.035	M6X45*	200	24670.060.045
M2,5X4	2.000	24670.025.004	M4X40	1.000	24670.040.040	M6X50	250	24670.060.050
M2,5X5*	2.000	24670.025.005	M4X45*	1.000	24670.040.045	M6X55*	200	24670.060.055
M2,5X6	2.000	24670.025.006	M4X50	1.000	24670.040.050	M6X60*	200	24670.060.060
M2,5X8	2.000	24670.025.008	M4X60*	500	24670.040.060	M6X70*	200	24670.060.070
M2,5X10	200	24670.025.010	M4X70*	500	24670.040.070	M6X80*	200	24670.060.080
M2,5X12	2.000	24670.025.012	M4X80*	500	24670.040.080			
M2,5X16*	2.000	24670.025.016	M4X90*	200	24670.040.090	M8X12*	500	24670.080.012
M2,5X20*	200	24670.025.020				M8X16	250	24670.080.016
			M5X6*	2.000	24670.050.006	M8X20	250	24670.080.020
M3X4*	2.000	24670.030.004	M5X8	1.000	24670.050.008	M8X25	250	24670.080.025
M3X5	2.000	24670.030.005	M5X10	1.000	24670.050.010	M8X30	250	24670.080.030
M3X6	2.000	24670.030.006	M5X12	1.000	24670.050.012	M8X35	250	24670.080.035
M3X8	2.000	24670.030.008	M5X14*	1.000	24670.050.014	M8X40	100	24670.080.040
M3X10	2.000	24670.030.010	M5X16	1.000	24670.050.016	M8X45*	100	24670.080.045
M3X12	2.000	24670.030.012	M5X20	500	24670.050.020	M8X50	100	24670.080.050
M3X14*	2.000	24670.030.014	M5X25	500	24670.050.025	M8X55	100	24670.080.055
M3X16	2.000	24670.030.016	M5X30	250	24670.050.030	M8X60*	100	24670.080.060
M3X18*	2.000	24670.030.018	M5X35	250	24670.050.035	M8X70	100	24670.080.070
M3X20	2.000	24670.030.020	M5X40	250	24670.050.040	M8X80*	100	24670.080.080
M3X22*	2.000	24670.030.022	M5X45	250	24670.050.045	M8X90*	100	24670.080.090
M3X25*	200	24670.030.025	M5X50	250	24670.050.050	M8X100*	100	24670.080.100
M3X30*	200	24670.030.030	M5X55*	200	24670.050.055			
M3X35	2.000	24670.030.035	M5X60*	200	24670.050.060	M10X16*	100	24670.100.016
M3X40*	1.000	24670.030.040	M5X70*	200	24670.050.070	M10X20*	100	24670.100.020
M3X45*	1.000	24670.030.045	M5X80*	200	24670.050.080	M10X25*	100	24670.100.025
M3X50*	1.000	24670.030.050	M5X90	100	24670.050.090	M10X30*	100	24670.100.030
						M10X40*	100	24670.100.040
M4X5*	2.000	24670.040.005	M6X8*	1.000	24670.060.008	M10X45*	100	24670.100.045
M4X6	1.000	24670.040.006	M6X10	1.000	24670.060.010	M10X50*	100	24670.100.050
M4X8	1.000	24670.040.008	M6X12	1.000	24670.060.012	M10X60*	100	24670.100.060
M4X10	1.000	24670.040.010	M6X14*	1.000	24670.060.014			

24671 Cross recessed countersunk head screw Phillips / Verzonken schroef met Phillips kruisgleuf / Vis à tête fraisée à empreinte cruciforme Phillips — H05A

Thread	Metric thread	DIN	965 A-H
Material	Steel	ISO	7046-1-H
Class	4.8		
Surface treatment	Zinc plated		



d x L	✉	Art.number	d x L	✉	Art.number	d x L	✉	Art.number
M3X5	200	24671.030.005	M4X45	200	24671.040.045	M6X12	200	24671.060.012
M3X6	200	24671.030.006	M4X60	200	24671.040.060	M6X16	200	24671.060.016
M3X8	200	24671.030.008	M4X70	200	24671.040.070	M6X20	100	24671.060.020
M3X10	200	24671.030.010				M6X25	100	24671.060.025
M3X12	200	24671.030.012	M5X8	200	24671.050.008	M6X30	100	24671.060.030
M3X16	200	24671.030.016	M5X10	200	24671.050.010	M6X35	100	24671.060.035
M3X20	200	24671.030.020	M5X12	200	24671.050.012	M6X40	100	24671.060.040
M3X25	200	24671.030.025	M5X16	200	24671.050.016	M6X50	100	24671.060.050
M3X30	200	24671.030.030	M5X20	200	24671.050.020	M6X60	100	24671.060.060
M3X40	200	24671.030.040	M5X25	200	24671.050.025	M6X70	100	24671.060.070
M3X50	200	24671.030.050	M5X30	100	24671.050.030	M6X80	100	24671.060.080
			M5X35	100	24671.050.035	M6X100	100	24671.060.100
M4X6	200	24671.040.006	M5X40	100	24671.050.040			
M4X8	200	24671.040.008	M5X50	200	24671.050.050	M8X16	100	24671.080.016
M4X10	200	24671.040.010	M5X60	100	24671.050.060	M8X20	100	24671.080.020
M4X12	200	24671.040.012	M5X70	100	24671.050.070	M8X25	100	24671.080.025
M4X16	200	24671.040.016	M5X80	100	24671.050.080	M8X30	100	24671.080.030
M4X20	200	24671.040.020	M5X100	100	24671.050.100	M8X35	100	24671.080.035
M4X25	200	24671.040.025				M8X60	100	24671.080.060
M4X30	200	24671.040.030	M6X10	200	24671.060.010	M8X80	100	24671.080.080

24672 Cross recessed countersunk head screw Pozidriv / Verzonken schroef met Pozidriv kruisgleuf / Vis à tête fraisée à empreinte cruciforme Pozidriv — H05A

Thread	Metric thread	DIN	965 A-Z
Material	Steel	ISO	7046-1-Z
Class	4.8		
Surface treatment	Zinc plated		



d x L	✉	Art.number	d x L	✉	Art.number	d x L	✉	Art.number
M1,6X3*	1.000	24672.016.003	M3X50*	500	24672.030.050	M5X80*	200	24672.050.080
M1,6X4*	1.000	24672.016.004				M5X90*	200	24672.050.090
M1,6X5*	1.000	24672.016.005	M4X5*	1.000	24672.040.005	M5X100*	125	24672.050.100
M1,6X6*	1.000	24672.016.006	M4X6	1.000	24672.040.006			
			M4X8	1.000	24672.040.008	M6X8*	1.000	24672.060.008
M2X4*	1.000	24672.020.004	M4X10	1.000	24672.040.010	M6X10	1.000	24672.060.010
M2X5*	1.000	24672.020.005	M4X12	1.000	24672.040.012	M6X12	1.000	24672.060.012
M2X6*	1.000	24672.020.006	M4X16	1.000	24672.040.016	M6X16	500	24672.060.016
M2X8*	1.000	24672.020.008	M4X20	1.000	24672.040.020	M6X20	250	24672.060.020
M2X10*	1.000	24672.020.010	M4X25	1.000	24672.040.025	M6X25	250	24672.060.025
M2X12*	1.000	24672.020.012	M4X30	1.000	24672.040.030	M6X30	250	24672.060.030
M2X16*	1.000	24672.020.016	M4X35*	1.000	24672.040.035	M6X35	250	24672.060.035
			M4X40*	1.000	24672.040.040	M6X40	250	24672.060.040
M2,5X4*	2.000	24672.025.004	M4X45*	500	24672.040.045	M6X45*	200	24672.060.045
M2,5X5*	2.000	24672.025.005	M4X50*	500	24672.040.050	M6X50	250	24672.060.050
M2,5X6*	2.000	24672.025.006	M4X55*	500	24672.040.055	M6X60	250	24672.060.060
M2,5X8*	2.000	24672.025.008	M4X60*	500	24672.040.060	M6X70*	125	24672.060.070
M2,5X10*	2.000	24672.025.010	M4X70*	250	24672.040.070	M6X80*	125	24672.060.080
M2,5X12*	2.000	24672.025.012	M4X80*	250	24672.040.080	M6X90*	125	24672.060.090
M2,5X16*	1.000	24672.025.016				M6X100*	125	24672.060.100
M2,5X20*	1.000	24672.025.020	M5X6*	1.000	24672.050.006			
M2,5X25*	1.000	24672.025.025	M5X8	1.000	24672.050.008	M8X12*	500	24672.080.012
			M5X10	1.000	24672.050.010	M8X16	250	24672.080.016
M3X4	2.000	24672.030.004	M5X12	1.000	24672.050.012	M8X20	250	24672.080.020
M3X5*	2.000	24672.030.005	M5X16	1.000	24672.050.016	M8X25	250	24672.080.025
M3X6	2.000	24672.030.006	M5X20	500	24672.050.020	M8X30	250	24672.080.030
M3X8	2.000	24672.030.008	M5X25	500	24672.050.025	M8X35	250	24672.080.035
M3X10	2.000	24672.030.010	M5X30	250	24672.050.030	M8X40	100	24672.080.040
M3X12	2.000	24672.030.012	M5X35	250	24672.050.035	M8X45*	125	24672.080.045
M3X16	2.000	24672.030.016	M5X40	250	24672.050.040	M8X50	100	24672.080.050
M3X20*	2.000	24672.030.020	M5X45*	500	24672.050.045	M8X60*	125	24672.080.060
M3X25*	2.000	24672.030.025	M5X50	250	24672.050.050	M8X70*	125	24672.080.070
M3X30*	1.000	24672.030.030	M5X55*	250	24672.050.055	M8X80*	100	24672.080.080
M3X35*	1.000	24672.030.035	M5X60	250	24672.050.060	M8X90*	100	24672.080.090
M3X40*	1.000	24672.030.040	M5X70*	200	24672.050.070	M8X100*	100	24672.080.100
M3X45*	1.000	24672.030.045						

24845 Cross recessed countersunk head screw Pozidriv / Verzonken schroef met Pozidriv kruisgleuf / Vis à tête fraisée à empreinte cruciforme Pozidriv — H07A

Thread	Metric thread	DIN	965 A-Z
Material	Steel	ISO	7046-1-Z
Class	4.8		
Surface treatment	Zinc plated black passivated		



d x L	✉	Art.number	d x L	✉	Art.number	d x L	✉	Art.number
M1,6X3*	1.000	24845.016.003	M3X20*	1.000	24845.030.020	M5X12*	1.000	24845.050.012
M1,6X4*	1.000	24845.016.004	M3X25*	1.000	24845.030.025	M5X16*	1.000	24845.050.016
M1,6X5*	1.000	24845.016.005	M3X30*	1.000	24845.030.030	M5X20*	1.000	24845.050.020
M1,6X6*	1.000	24845.016.006	M3X35*	1.000	24845.030.035	M5X25*	500	24845.050.025
			M3X40*	1.000	24845.030.040	M5X30*	500	24845.050.030
M2X4*	1.000	24845.020.004	M3X45*	1.000	24845.030.045	M5X35*	500	24845.050.035
M2X5*	1.000	24845.020.005	M3X50*	500	24845.030.050	M5X40*	500	24845.050.040
M2X6*	1.000	24845.020.006				M5X50*	250	24845.050.050
M2X8*	1.000	24845.020.008	M4X5*	1.000	24845.040.005	M5X70*	250	24845.050.070
M2X10*	1.000	24845.020.010	M4X6*	1.000	24845.040.006	M5X80*	250	24845.050.080
M2X12*	1.000	24845.020.012	M4X8*	1.000	24845.040.008	M5X90*	200	24845.050.090
			M4X10*	1.000	24845.040.010			
M2,5X4*	1.000	24845.025.004	M4X12*	1.000	24845.040.012	M6X8*	1.000	24845.060.008
M2,5X5*	1.000	24845.025.005	M4X16*	1.000	24845.040.016	M6X10*	1.000	24845.060.010
M2,5X8*	1.000	24845.025.008	M4X20*	1.000	24845.040.020	M6X12*	1.000	24845.060.012
M2,5X10*	1.000	24845.025.010	M4X25*	1.000	24845.040.025	M6X16*	500	24845.060.016
M2,5X12*	1.000	24845.025.012	M4X30*	1.000	24845.040.030	M6X20*	500	24845.060.020
M2,5X16*	1.000	24845.025.016	M4X35*	1.000	24845.040.035	M6X25*	500	24845.060.025
M2,5X20*	1.000	24845.025.020	M4X40*	500	24845.040.040	M6X30*	250	24845.060.030
			M4X45*	500	24845.040.045	M6X35*	250	24845.060.035
M3X4*	1.000	24845.030.004	M4X50*	500	24845.040.050	M6X40*	250	24845.060.040
M3X5*	1.000	24845.030.005	M4X60*	500	24845.040.060	M6X45*	250	24845.060.045
M3X6*	1.000	24845.030.006	M4X70*	250	24845.040.070	M6X50*	250	24845.060.050
M3X8*	1.000	24845.030.008	M4X80*	250	24845.040.080	M6X60*	125	24845.060.060
M3X10*	1.000	24845.030.010				M6X70*	125	24845.060.070
M3X12*	1.000	24845.030.012	M5X8*	1.000	24845.050.008	M6X80*	125	24845.060.080
M3X16*	1.000	24845.030.016	M5X10*	1.000	24845.050.010	M6X90*	125	24845.060.090

24845 Cross recessed countersunk head screw Pozidriv / Verzonken schroef met Pozidriv kruisgleuf / Vis à tête fraisée à empreinte cruciforme Pozidriv

d x L	✉	Art.number	d x L	✉	Art.number	d x L	✉	Art.number
M6X100*	125	24845.060.100	M8X30*	250	24845.080.030	M8X70*	125	24845.080.070
			M8X35*	250	24845.080.035	M8X80*	100	24845.080.080
M8X12*	500	24845.080.012	M8X40*	250	24845.080.040	M8X90*	100	24845.080.090
M8X16*	500	24845.080.016	M8X45*	125	24845.080.045	M8X100*	100	24845.080.100
M8X20*	250	24845.080.020	M8X50*	125	24845.080.050			
M8X25*	250	24845.080.025	M8X60*	125	24845.080.060			

45425 Cross recessed countersunk head screw Pozidriv / Verzonken schroef met Pozidriv kruisgleuf / Vis à tête fraisée à empreinte cruciforme Pozidriv — W010

Thread Metric thread
Material Aluminium
Class P65

DIN ≈965 A-Z
ISO ≈7046-1
NF ≈E25-119-1



d x L	✉	Art.number	d x L	✉	Art.number	d x L	✉	Art.number
M3X8	500	45425.030.008	M4X20	500	45425.040.020	M6X30	200	45425.060.030
M3X10	1.000	45425.030.010	M4X25	200	45425.040.025	M6X35	200	45425.060.035
M3X16	500	45425.030.016				M6X40	100	45425.060.040
M3X20	500	45425.030.020	M5X10	1.000	45425.050.010	M6X50	100	45425.060.050
M3X25	500	45425.030.025	M5X12	1.000	45425.050.012			
			M5X16	200	45425.050.016	M8X20	100	45425.080.020
M4X10	1.000	45425.040.010	M5X20	200	45425.050.020	M8X30	100	45425.080.030
M4X12	1.000	45425.040.012						
M4X16	500	45425.040.016	M6X20	200	45425.060.020			

51300 Cross recessed countersunk head screw Phillips / Verzonken schroef met Phillips kruisgleuf / Vis à tête fraisée à empreinte cruciforme Phillips — R01A

Thread Metric thread
Material Stainless steel A2

DIN 965 A-H
ISO 7046-2-H
NF E25-119-2

RoHS



d x L	✉	Art.number	d x L	✉	Art.number	d x L	✉	Art.number
M1,6X2*	1.000	51300.016.002	M3X12	200	51300.030.012	M5X16	100	51300.050.016
M1,6X3*	1.000	51300.016.003	M3X14*	500	51300.030.014	M5X18*	500	51300.050.018
M1,6X4	1.000	51300.016.004	M3X16	200	51300.030.016	M5X20	100	51300.050.020
M1,6X5*	1.000	51300.016.005	M3X18	500	51300.030.018	M5X22*	500	51300.050.022
M1,6X6*	1.000	51300.016.006	M3X20	200	51300.030.020	M5X25	100	51300.050.025
M1,6X8*	1.000	51300.016.008	M3X22*	500	51300.030.022	M5X28*	500	51300.050.028
M1,6X10*	1.000	51300.016.010	M3X25	200	51300.030.025	M5X30	100	51300.050.030
M1,6X12*	1.000	51300.016.012	M3X30	200	51300.030.030	M5X35	100	51300.050.035
M1,6X14*	1.000	51300.016.014	M3X35	200	51300.030.035	M5X40	100	51300.050.040
M1,6X16*	1.000	51300.016.016	M3X40	200	51300.030.040	M5X45	100	51300.050.045
M1,6X18*	1.000	51300.016.018	M3X45*	500	51300.030.045	M5X50	100	51300.050.050
M1,6X20	1.000	51300.016.020	M3X50*	500	51300.030.050	M5X55	200	51300.050.055
			M3X55*	500	51300.030.055	M5X60	100	51300.050.060
M2X3	1.000	51300.020.003	M3X60*	500	51300.030.060	M5X65	200	51300.050.065
M2X4	100	51300.020.004				M5X70	100	51300.050.070
M2X5	100	51300.020.005	M4X5	500	51300.040.005	M5X80	100	51300.050.080
M2X6	100	51300.020.006	M4X6	500	51300.040.006	M5X90	200	51300.050.090
M2X8	100	51300.020.008	M4X7*	1.000	51300.040.007	M5X100	200	51300.050.100
M2X10	100	51300.020.010	M4X8	200	51300.040.008			
M2X12	100	51300.020.012	M4X10	200	51300.040.010	M6X8*	500	51300.060.008
M2X16	100	51300.020.016	M4X12	200	51300.040.012	M6X10	100	51300.060.010
M2X18*	1.000	51300.020.018	M4X14	500	51300.040.014	M6X12	100	51300.060.012
M2X20*	1.000	51300.020.020	M4X16	200	51300.040.016	M6X14	500	51300.060.014
			M4X18	500	51300.040.018	M6X16	100	51300.060.016
M2,5X3	1.000	51300.025.003	M4X20	200	51300.040.020	M6X18	500	51300.060.018
M2,5X4	1.000	51300.025.004	M4X22*	500	51300.040.022	M6X20	100	51300.060.020
M2,5X5	100	51300.025.005	M4X25	200	51300.040.025	M6X22	200	51300.060.022
M2,5X6	100	51300.025.006	M4X30	200	51300.040.030	M6X25	100	51300.060.025
M2,5X8	100	51300.025.008	M4X35	200	51300.040.035	M6X30	100	51300.060.030
M2,5X10	100	51300.025.010	M4X40	200	51300.040.040	M6X35	100	51300.060.035
M2,5X12	100	51300.025.012	M4X45	200	51300.040.045	M6X40	100	51300.060.040
M2,5X14*	1.000	51300.025.014	M4X50	200	51300.040.050	M6X45	100	51300.060.045
M2,5X16	100	51300.025.016	M4X55*	500	51300.040.055	M6X50	100	51300.060.050
M2,5X18*	1.000	51300.025.018	M4X60	200	51300.040.060	M6X55*	200	51300.060.055
M2,5X20	100	51300.025.020	M4X70	200	51300.040.070	M6X60	100	51300.060.060
M2,5X22*	1.000	51300.025.022	M4X80	200	51300.040.080	M6X70	100	51300.060.070
M2,5X25*	1.000	51300.025.025	M4X100*	200	51300.040.100	M6X75	200	51300.060.075
						M6X80	100	51300.060.080
M3X4	500	51300.030.004	M5X6	500	51300.050.006	M6X90	200	51300.060.090
M3X5	500	51300.030.005	M5X8	100	51300.050.008	M6X100	200	51300.060.100
M3X6	200	51300.030.006	M5X10	100	51300.050.010			
M3X8	200	51300.030.008	M5X12	100	51300.050.012	M8X10*	200	51300.080.010
M3X10	200	51300.030.010	M5X14*	500	51300.050.014	M8X12	200	51300.080.012

51300 Cross recessed countersunk head screw Phillips / Verzonken schroef met Phillips kruisgleuf / Vis à tête fraisée à empreinte cruciforme Phillips

d x L	✉	Art.number	d x L	✉	Art.number	d x L	✉	Art.number
M8X16	200	51300.080.016	M8X80	100	51300.080.080	M10X30	100	51300.100.030
M8X20	100	51300.080.020	M8X90*	200	51300.080.090	M10X35*	100	51300.100.035
M8X25	100	51300.080.025	M8X100*	100	51300.080.100	M10X40	100	51300.100.040
M8X30	100	51300.080.030	M8X110*	100	51300.080.110	M10X45*	100	51300.100.045
M8X35	100	51300.080.035	M8X120*	100	51300.080.120	M10X50*	100	51300.100.050
M8X40	100	51300.080.040	M8X130*	100	51300.080.130	M10X60*	100	51300.100.060
M8X45*	200	51300.080.045				M10X70*	50	51300.100.070
M8X50	100	51300.080.050	M10X16*	100	51300.100.016	M10X80*	50	51300.100.080
M8X60	100	51300.080.060	M10X20	100	51300.100.020	M10X100*	50	51300.100.100
M8X70	100	51300.080.070	M10X25*	100	51300.100.025			

51302 Cross recessed countersunk head screw Pozidriv / Verzonken schroef met Pozidriv kruisgleuf / Vis à tête fraisée à empreinte cruciforme Pozidriv — R01A

Thread Metric thread
Material Stainless steel A2

DIN 965 A-Z
ISO 7046-2-Z
NF E25-119-2

RoHS



d x L	✉	Art.number	d x L	✉	Art.number	d x L	✉	Art.number
M1,6X2*	1.000	51302.016.002	M3X18*	500	51302.030.018	M5X40	100	51302.050.040
M1,6X3*	1.000	51302.016.003	M3X20	200	51302.030.020	M5X45*	200	51302.050.045
M1,6X4	100	51302.016.004	M3X22*	500	51302.030.022	M5X50	100	51302.050.050
M1,6X5	100	51302.016.005	M3X25	200	51302.030.025	M5X55	200	51302.050.055
M1,6X6	100	51302.016.006	M3X30*	500	51302.030.030	M5X60	100	51302.050.060
M1,6X8	100	51302.016.008	M3X35	500	51302.030.035	M5X70*	200	51302.050.070
M1,6X10	100	51302.016.010	M3X40	200	51302.030.040	M5X80*	200	51302.050.080
M1,6X12*	1.000	51302.016.012	M3X45*	500	51302.030.045	M5X90*	200	51302.050.090
M1,6X14*	1.000	51302.016.014	M3X50*	500	51302.030.050	M5X100*	200	51302.050.100
M1,6X16*	1.000	51302.016.016	M3X55*	500	51302.030.055			
M1,6X18*	1.000	51302.016.018	M3X60*	500	51302.030.060	M6X8*	500	51302.060.008
M1,6X20*	1.000	51302.016.020				M6X10	100	51302.060.010
			M4X5	200	51302.040.005	M6X12	100	51302.060.012
M2X3	100	51302.020.003	M4X6	200	51302.040.006	M6X14*	500	51302.060.014
M2X4	100	51302.020.004	M4X8	200	51302.040.008	M6X16	100	51302.060.016
M2X5	100	51302.020.005	M4X10	200	51302.040.010	M6X18*	500	51302.060.018
M2X6	100	51302.020.006	M4X12	200	51302.040.012	M6X20	100	51302.060.020
M2X8	100	51302.020.008	M4X14	500	51302.040.014	M6X22*	500	51302.060.022
M2X10	100	51302.020.010	M4X16	200	51302.040.016	M6X25	100	51302.060.025
M2X12	100	51302.020.012	M4X18*	500	51302.040.018	M6X30	100	51302.060.030
M2X14	1.000	51302.020.014	M4X20	200	51302.040.020	M6X35	100	51302.060.035
M2X16	100	51302.020.016	M4X22*	500	51302.040.022	M6X40	100	51302.060.040
M2X18*	1.000	51302.020.018	M4X25	200	51302.040.025	M6X45*	200	51302.060.045
M2X20	100	51302.020.020	M4X30	200	51302.040.030	M6X50	100	51302.060.050
			M4X35*	500	51302.040.035	M6X55	200	51302.060.055
M2,5X3*	1.000	51302.025.003	M4X40	200	51302.040.040	M6X60	100	51302.060.060
M2,5X4	100	51302.025.004	M4X45*	500	51302.040.045	M6X65	200	51302.060.065
M2,5X5	100	51302.025.005	M4X50	200	51302.040.050	M6X70*	200	51302.060.070
M2,5X6	100	51302.025.006	M4X55*	500	51302.040.055	M6X75*	200	51302.060.075
M2,5X8	100	51302.025.008	M4X60*	500	51302.040.060	M6X80	200	51302.060.080
M2,5X10	100	51302.025.010	M4X70*	500	51302.040.070	M6X90*	100	51302.060.090
M2,5X12	100	51302.025.012	M4X80*	200	51302.040.080	M6X100*	100	51302.060.100
M2,5X14	100	51302.025.014						
M2,5X16	100	51302.025.016	M5X6	100	51302.050.006	M8X16*	200	51302.080.016
M2,5X18*	1.000	51302.025.018	M5X7*	1.000	51302.050.007	M8X20*	200	51302.080.020
M2,5X20	100	51302.025.020	M5X8	100	51302.050.008	M8X25*	200	51302.080.025
M2,5X25	1.000	51302.025.025	M5X10	100	51302.050.010	M8X30*	200	51302.080.030
			M5X12	100	51302.050.012	M8X35*	200	51302.080.035
M3X4	200	51302.030.004	M5X14*	500	51302.050.014	M8X40*	200	51302.080.040
M3X5	200	51302.030.005	M5X16	100	51302.050.016	M8X50*	100	51302.080.050
M3X6	200	51302.030.006	M5X18*	500	51302.050.018	M8X60*	100	51302.080.060
M3X8	200	51302.030.008	M5X20	100	51302.050.020	M8X70*	100	51302.080.070
M3X10	200	51302.030.010	M5X22*	500	51302.050.022	M8X80*	100	51302.080.080
M3X12	200	51302.030.012	M5X25	100	51302.050.025	M8X90*	100	51302.080.090
M3X14	500	51302.030.014	M5X30	100	51302.050.030	M8X100*	100	51302.080.100
M3X16	200	51302.030.016	M5X35	100	51302.050.035			

55300 Cross recessed countersunk head screw Phillips / Verzonken schroef met Phillips kruisgleuf / Vis à tête fraisée à empreinte cruciforme Phillips — R41A

Thread Metric thread
Material Stainless steel A4

DIN 965 A-H
ISO 7046-2-H
NF E25-119-2

RoHS



6

d x L	✉	Art.number
M1,6X3*	1.000	55300.016.003
M1,6X4*	1.000	55300.016.004
M1,6X5*	1.000	55300.016.005
M1,6X6	1.000	55300.016.006
M1,6X8*	1.000	55300.016.008
M1,6X10*	1.000	55300.016.010
M1,6X12*	1.000	55300.016.012
M1,6X14*	1.000	55300.016.014
M1,6X16*	1.000	55300.016.016
M2X4	100	55300.020.004
M2X5	100	55300.020.005
M2X6	100	55300.020.006
M2X8	100	55300.020.008
M2X10	100	55300.020.010
M2X12	100	55300.020.012
M2X16	100	55300.020.016
M2X18*	1.000	55300.020.018
M2X20*	1.000	55300.020.020
M2,5X3*	1.000	55300.025.003
M2,5X4*	1.000	55300.025.004
M2,5X5	100	55300.025.005
M2,5X6	100	55300.025.006
M2,5X8	100	55300.025.008
M2,5X10	100	55300.025.010
M2,5X12	100	55300.025.012
M2,5X14*	1.000	55300.025.014
M2,5X16	100	55300.025.016
M2,5X18*	1.000	55300.025.018
M2,5X20	100	55300.025.020
M2,5X22*	1.000	55300.025.022
M2,5X25*	1.000	55300.025.025
M3X4	500	55300.030.004
M3X5	500	55300.030.005
M3X6	200	55300.030.006
M3X8	200	55300.030.008
M3X10	200	55300.030.010
M3X12	200	55300.030.012
M3X14*	500	55300.030.014
M3X16	200	55300.030.016
M3X18*	500	55300.030.018
M3X20	200	55300.030.020
M3X22*	500	55300.030.022
M3X25	200	55300.030.025
M3X30	200	55300.030.030
M3X35*	500	55300.030.035
M3X45*	500	55300.030.045
M3X50*	500	55300.030.050
M3X60*	500	55300.030.060
M4X5*	500	55300.040.005
M4X6	200	55300.040.006
M4X8	200	55300.040.008
M4X10	200	55300.040.010
M4X12	200	55300.040.012
M4X14	500	55300.040.014
M4X16	200	55300.040.016
M4X18*	500	55300.040.018
M4X20	200	55300.040.020
M4X22*	500	55300.040.022
M4X25	200	55300.040.025
M4X30	200	55300.040.030
M4X35	200	55300.040.035
M4X40	200	55300.040.040
M4X45*	500	55300.040.045
M4X50*	500	55300.040.050
M4X55*	500	55300.040.055
M4X60*	500	55300.040.060
M4X70*	200	55300.040.070
M5X6*	500	55300.050.006
M5X8	100	55300.050.008
M5X10	100	55300.050.010
M5X12	100	55300.050.012
M5X14	500	55300.050.014
M5X15*	1.000	55300.050.015
M5X16	100	55300.050.016
M5X18*	500	55300.050.018
M5X20	100	55300.050.020
M5X22*	500	55300.050.022
M5X25	100	55300.050.025
M5X30	100	55300.050.030
M5X35	100	55300.050.035
M5X40	100	55300.050.040
M5X45*	200	55300.050.045
M5X50	100	55300.050.050
M5X55*	200	55300.050.055
M5X60	100	55300.050.060
M5X70	200	55300.050.070
M5X80	200	55300.050.080
M5X90*	200	55300.050.090
M5X100*	200	55300.050.100
M6X8*	500	55300.060.008
M6X10	100	55300.060.010
M6X12	100	55300.060.012
M6X14*	500	55300.060.014
M6X16	100	55300.060.016
M6X18*	500	55300.060.018
M6X20	100	55300.060.020
M6X22*	200	55300.060.022
M6X25	100	55300.060.025
M6X30	100	55300.060.030
M6X35	100	55300.060.035
M6X40	100	55300.060.040
M6X45	200	55300.060.045
M6X50	100	55300.060.050
M6X55*	200	55300.060.055
M6X60	100	55300.060.060
M6X70	100	55300.060.070
M6X75*	200	55300.060.075
M6X80	200	55300.060.080
M6X90*	200	55300.060.090
M6X100	200	55300.060.100
M8X12*	200	55300.080.012
M8X16	100	55300.080.016
M8X20	100	55300.080.020
M8X25	100	55300.080.025
M8X30	100	55300.080.030
M8X35	100	55300.080.035
M8X40	100	55300.080.040
M8X45*	200	55300.080.045
M8X50	100	55300.080.050
M8X60*	100	55300.080.060
M8X80*	200	55300.080.080
M10X16*	100	55300.100.016
M10X20*	100	55300.100.020
M10X25	100	55300.100.025
M10X30*	100	55300.100.030
M10X35*	100	55300.100.035
M10X40	100	55300.100.040
M10X45*	100	55300.100.045
M10X50*	100	55300.100.050
M10X60*	100	55300.100.060
M10X70*	50	55300.100.070
M10X80*	50	55300.100.080

55302 **Cross recessed countersunk head screw Pozidriv / Verzonken schroef met Pozidriv kruisgleuf / Vis à tête fraisée à empreinte cruciforme Pozidriv** **R41A**

Thread Metric thread
Material Stainless steel A4

DIN 965 A-Z
ISO 7046-2-Z
NF E25-119-2

RoHS



d x L	✉	Art.number
M1,6X3	100	55302.016.003
M1,6X4	100	55302.016.004
M1,6X5	100	55302.016.005
M1,6X6*	100	55302.016.006
M1,6X8	100	55302.016.008
M1,6X10	100	55302.016.010
M1,6X12*	100	55302.016.012
M2X3	100	55302.020.003
M2X4	100	55302.020.004
M2X5	100	55302.020.005
M2X6*	100	55302.020.006
M2X8	100	55302.020.008
M2X10*	1.000	55302.020.010
M2X12*	1.000	55302.020.012
M2X14*	100	55302.020.014
M2X16*	100	55302.020.016
M2X18*	1.000	55302.020.018
M2X20	100	55302.020.020
M2,5X3*	1.000	55302.025.003
M2,5X4	100	55302.025.004
M2,5X5	100	55302.025.005
M2,5X6	100	55302.025.006
M2,5X8	100	55302.025.008
M2,5X10	100	55302.025.010
M2,5X12*	1.000	55302.025.012
M2,5X14	100	55302.025.014
M2,5X16	100	55302.025.016
M2,5X18*	1.000	55302.025.018
M2,5X20*	1.000	55302.025.020
M2,5X25*	1.000	55302.025.025
M3X4	200	55302.030.004
M3X5	200	55302.030.005
M3X6	200	55302.030.006
M3X8	200	55302.030.008
M3X10	200	55302.030.010
M3X12	200	55302.030.012
M3X14*	500	55302.030.014
M3X16	200	55302.030.016
M3X18*	500	55302.030.018
M3X20	200	55302.030.020
M3X22*	500	55302.030.022
M3X25	200	55302.030.025
M3X30*	500	55302.030.030
M3X35*	500	55302.030.035
M3X40	200	55302.030.040
M3X45*	500	55302.030.045
M4X5	200	55302.040.005
M4X6	200	55302.040.006
M4X8	200	55302.040.008
M4X10	200	55302.040.010
M4X12	200	55302.040.012
M4X14*	500	55302.040.014
M4X16	200	55302.040.016
M4X18*	500	55302.040.018
M4X20	200	55302.040.020
M4X22*	1.000	55302.040.022
M4X25	200	55302.040.025
M4X30	200	55302.040.030
M4X35	200	55302.040.035
M4X40*	500	55302.040.040
M4X45*	500	55302.040.045
M4X50	200	55302.040.050
M4X60*	500	55302.040.060
M4X70*	500	55302.040.070

55302 **Cross recessed countersunk head screw Pozidriv / Verzonken schroef met Pozidriv kruisgleuf / Vis à tête fraisée à empreinte cruciforme Pozidriv** ←

d x L	✉	Art.number	d x L	✉	Art.number	d x L	✉	Art.number
M5X6	100	55302.050.006	M6X10	100	55302.060.010	M6X100*	100	55302.060.100
M5X8	100	55302.050.008	M6X12	100	55302.060.012			
M5X10	100	55302.050.010	M6X14*	500	55302.060.014	M8X12*	200	55302.080.012
M5X12	100	55302.050.012	M6X16	100	55302.060.016	M8X16*	200	55302.080.016
M5X14*	500	55302.050.014	M6X18*	500	55302.060.018	M8X25*	200	55302.080.025
M5X16	100	55302.050.016	M6X20	100	55302.060.020	M8X30*	200	55302.080.030
M5X20	100	55302.050.020	M6X22*	500	55302.060.022	M8X35*	200	55302.080.035
M5X22*	500	55302.050.022	M6X25	100	55302.060.025	M8X40*	200	55302.080.040
M5X25	100	55302.050.025	M6X30	100	55302.060.030	M8X45*	200	55302.080.045
M5X30	100	55302.050.030	M6X35	100	55302.060.035	M8X60*	100	55302.080.060
M5X35	100	55302.050.035	M6X40	100	55302.060.040	M8X70*	100	55302.080.070
M5X40	100	55302.050.040	M6X45*	200	55302.060.045	M8X80*	100	55302.080.080
M5X45*	200	55302.050.045	M6X50	100	55302.060.050	M8X90*	100	55302.080.090
M5X50	100	55302.050.050	M6X55*	200	55302.060.055	M8X100*	100	55302.080.100
M5X55*	200	55302.050.055	M6X60	100	55302.060.060			
M5X60	100	55302.050.060	M6X65*	100	55302.060.065	M10X20*	100	55302.100.020
M5X70*	200	55302.050.070	M6X70*	200	55302.060.070	M10X25*	100	55302.100.025
M5X80*	200	55302.050.080	M6X75*	200	55302.060.075	M10X50*	100	55302.100.050
			M6X80*	200	55302.060.080			
M6X8	100	55302.060.008	M6X90*	100	55302.060.090			

Cross recessed raised countersunk head screw

Bolverzonken schroef met kruisgleuf / Vis à tête fraisée bombée empreinte cruciforme

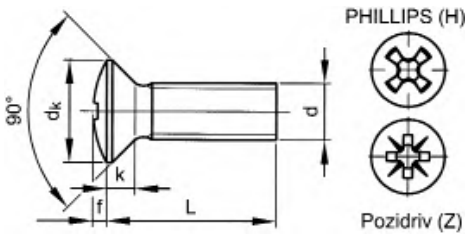

DIN **966 A**
ISO 7047
NF E25-120



Technical Data

d	d_k	f ≈	Full thread if L ≤	k (max.)	No. cross recess	P
M2	3.8	0.5	16	1.2	1	0.40
M2.5	4.7	0.6	18	1.5	1	0.45
M3	5.6	0.75	20	1.65	1	0.50
M4	7.5	1	25	2.2	2	0.70
M5	9.2	1.25	30	2.5	2	0.80
M6	11	1.5	35	3	3	1.00
M8	14.5	2	40	4	4	1.25

Article groups

Thread	Driving features	Material	Class	Surface treatment		Code	Page
M	Phillips	St.	4.8	ZPL	large pack	24690	6-43
M	Phillips	St.	4.8	ZPL		24691	6-44
M	Pozidriv	St.	4.8	ZPL		24692	6-44
M	Phillips	St.st. A2				51320	6-44
M	Pozidriv	St.st. A2				51322	6-45
M	Phillips	St.st. A4				55320	6-45
M	Pozidriv	St.st. A4				55322	6-46

24690 **Cross recessed raised countersunk head screw Phillips / Bolverzonken schroef met Phillips kruisgleuf / Vis à tête fraisée bombée empreinte cruciforme Phillips** **H05A**

Thread Metric thread
Material Steel
Class 4.8
Surface treatment Zinc plated

DIN 966 A-H
ISO 7047-H

RoHS



d x L	✉	Art.number	d x L	✉	Art.number	d x L	✉	Art.number
M2,5X5*	2.000	24690.025.005	M3X10	2.000	24690.030.010			
M2,5X6*	2.000	24690.025.006	M3X12	2.000	24690.030.012	M4X6*	2.000	24690.040.006
M2,5X8*	2.000	24690.025.008	M3X16*	2.000	24690.030.016	M4X8	1.000	24690.040.008
M2,5X10*	2.000	24690.025.010	M3X20	2.000	24690.030.020	M4X10	1.000	24690.040.010
			M3X25	2.000	24690.030.025	M4X12	1.000	24690.040.012
M3X5*	2.000	24690.030.005	M3X30*	2.000	24690.030.030	M4X16	1.000	24690.040.016
M3X6	200	24690.030.006	M3X35*	2.000	24690.030.035	M4X20	1.000	24690.040.020
M3X8	2.000	24690.030.008	M3X40*	1.000	24690.030.040	M4X25*	1.000	24690.040.025

24690 Cross recessed raised countersunk head screw Phillips / Bolverzonken schroef met Phillips kruisgleuf / Vis à tête fraisée bombée empreinte cruciforme Phillips

d x L	✉	Art.number	d x L	✉	Art.number	d x L	✉	Art.number
M4X30	1.000	24690.040.030	M5X45*	500	24690.050.045	M6X60*	200	24690.060.060
M4X35*	1.000	24690.040.035	M5X50	250	24690.050.050	M6X70*	200	24690.060.070
M4X40	500	24690.040.040	M5X60*	200	24690.050.060	M6X80*	200	24690.060.080
M4X45*	1.000	24690.040.045	M5X70*	200	24690.050.070			
M4X50*	1.000	24690.040.050	M5X80*	200	24690.050.080	M8X16	250	24690.080.016
M4X60*	500	24690.040.060				M8X20*	500	24690.080.020
			M6X10	1.000	24690.060.010	M8X25	250	24690.080.025
M5X8	1.000	24690.050.008	M6X12	1.000	24690.060.012	M8X35	250	24690.080.035
M5X10	1.000	24690.050.010	M6X16	500	24690.060.016	M8X40	100	24690.080.040
M5X12	1.000	24690.050.012	M6X20	250	24690.060.020	M8X45*	100	24690.080.045
M5X16	1.000	24690.050.016	M6X25	250	24690.060.025	M8X50	100	24690.080.050
M5X20	500	24690.050.020	M6X30	250	24690.060.030	M8X60*	100	24690.080.060
M5X25	500	24690.050.025	M6X35	250	24690.060.035	M8X70*	100	24690.080.070
M5X30	250	24690.050.030	M6X40	250	24690.060.040	M8X80*	100	24690.080.080
M5X35	250	24690.050.035	M6X45*	500	24690.060.045			
M5X40	250	24690.050.040	M6X50	250	24690.060.050			

24691 Cross recessed raised countersunk head screw Phillips / Bolverzonken schroef met Phillips kruisgleuf / Vis à tête fraisée bombée empreinte cruciforme Phillips — H05A

Thread Metric thread — DIN 966 A-H
Material Steel — ISO 7047-H
Class 4.8
Surface treatment Zinc plated

RoHS



d x L	✉	Art.number	d x L	✉	Art.number	d x L	✉	Art.number
M3X6	200	24691.030.006	M4X25	200	24691.040.025			
M3X8	200	24691.030.008	M4X30	200	24691.040.030	M6X12	200	24691.060.012
M3X10	200	24691.030.010	M4X40	100	24691.040.040	M6X16	200	24691.060.016
M3X12	200	24691.030.012				M6X20	100	24691.060.020
M3X16	200	24691.030.016	M5X8	200	24691.050.008	M6X25	100	24691.060.025
M3X20	200	24691.030.020	M5X10	200	24691.050.010	M6X30	100	24691.060.030
			M5X12	200	24691.050.012	M6X35	100	24691.060.035
M4X6	200	24691.040.006	M5X16	200	24691.050.016	M6X40	100	24691.060.040
M4X8	200	24691.040.008	M5X20	200	24691.050.020	M6X50	100	24691.060.050
M4X10	200	24691.040.010	M5X25	200	24691.050.025			
M4X12	200	24691.040.012	M5X30	100	24691.050.030	M8X16	100	24691.080.016
M4X16	200	24691.040.016	M5X35	100	24691.050.035	M8X20	100	24691.080.020
M4X20	200	24691.040.020	M5X40	100	24691.050.040	M8X25	100	24691.080.025

24692 Cross recessed raised countersunk head screw Pozidriv / Bolverzonken schroef met Pozidriv kruisgleuf / Vis à tête fraisée bombée empreinte cruciforme Pozidriv — H05A

Thread Metric thread — DIN 966 A-Z
Material Steel — ISO 7047-Z
Class 4.8
Surface treatment Zinc plated

RoHS



d x L	✉	Art.number	d x L	✉	Art.number	d x L	✉	Art.number
M3X6	2.000	24692.030.006	M4X20	1.000	24692.040.020	M5X30	250	24692.050.030
M3X8	2.000	24692.030.008	M4X25	1.000	24692.040.025			
M3X20	2.000	24692.030.020				M6X16	500	24692.060.016
			M5X10	1.000	24692.050.010	M6X20	250	24692.060.020
M4X10	1.000	24692.040.010	M5X12	1.000	24692.050.012			
M4X12	1.000	24692.040.012	M5X16	1.000	24692.050.016	M8X35	250	24692.080.035
M4X16	1.000	24692.040.016	M5X20	500	24692.050.020			

51320 Cross recessed raised countersunk head screw Phillips / Bolverzonken schroef met Phillips kruisgleuf / Vis à tête fraisée bombée empreinte cruciforme Phillips — R01A

Thread Metric thread — DIN 966 A-H
Material Stainless steel A2 — ISO 7047-H

RoHS



d x L	✉	Art.number	d x L	✉	Art.number	d x L	✉	Art.number
M2X3*	1.000	51320.020.003	M2X20*	1.000	51320.020.020	M3X5*	500	51320.030.005
M2X4*	1.000	51320.020.004	M2X25*	1.000	51320.020.025	M3X6	200	51320.030.006
M2X5*	1.000	51320.020.005	M2X30	1.000	51320.020.030	M3X8	200	51320.030.008
M2X6*	1.000	51320.020.006				M3X10	200	51320.030.010
M2X8*	1.000	51320.020.008	M2,5X5*	1.000	51320.025.005	M3X12	200	51320.030.012
M2X10*	1.000	51320.020.010	M2,5X6	100	51320.025.006	M3X14*	500	51320.030.014
M2X12*	1.000	51320.020.012	M2,5X8*	1.000	51320.025.008	M3X16	200	51320.030.016
M2X14*	1.000	51320.020.014	M2,5X10	100	51320.025.010	M3X18*	500	51320.030.018
M2X16*	1.000	51320.020.016	M2,5X12*	1.000	51320.025.012	M3X20	200	51320.030.020
M2X18*	1.000	51320.020.018				M3X22*	500	51320.030.022

51320 Cross recessed raised countersunk head screw Phillips / Bolverzonken schroef met Phillips kruisgleuf / Vis à tête fraisée bombée empreinte cruciforme Phillips

d x L	✉	Art.number	d x L	✉	Art.number	d x L	✉	Art.number
M3X25	200	51320.030.025	M5X18	500	51320.050.018	M6X20	100	51320.060.020
M3X30*	1.000	51320.030.030	M5X20	100	51320.050.020	M6X25	100	51320.060.025
			M5X22*	500	51320.050.022	M6X30	100	51320.060.030
M4X6*	500	51320.040.006	M5X25	100	51320.050.025	M6X35	100	51320.060.035
M4X8	200	51320.040.008	M5X30	100	51320.050.030	M6X40	100	51320.060.040
M4X10	200	51320.040.010	M5X35	100	51320.050.035	M6X45	100	51320.060.045
M4X12	200	51320.040.012	M5X40	100	51320.050.040	M6X50	100	51320.060.050
M4X14*	500	51320.040.014	M5X45	200	51320.050.045	M6X55*	200	51320.060.055
M4X16	200	51320.040.016	M5X50	100	51320.050.050	M6X60	100	51320.060.060
M4X18*	500	51320.040.018	M5X55*	200	51320.050.055	M6X70	200	51320.060.070
M4X20	200	51320.040.020	M5X60	100	51320.050.060	M6X75	200	51320.060.075
M4X22*	500	51320.040.022	M5X65*	100	51320.050.065	M6X80	200	51320.060.080
M4X25	200	51320.040.025	M5X70*	100	51320.050.070	M6X95*	200	51320.060.095
M4X30	200	51320.040.030	M5X75*	200	51320.050.075	M6X100*	200	51320.060.100
M4X35	500	51320.040.035	M5X80*	200	51320.050.080			
M4X40	200	51320.040.040	M5X85*	100	51320.050.085	M8X12*	200	51320.080.012
M4X45*	500	51320.040.045	M5X90*	200	51320.050.090	M8X16	200	51320.080.016
M4X50	200	51320.040.050	M5X100*	200	51320.050.100	M8X20	100	51320.080.020
M4X55*	500	51320.040.055	M5X110*	50	51320.050.110	M8X25	100	51320.080.025
M4X60	200	51320.040.060	M5X130*	100	51320.050.130	M8X30	100	51320.080.030
						M8X35	100	51320.080.035
M5X6*	500	51320.050.006	M6X8*	500	51320.060.008	M8X40*	200	51320.080.040
M5X8	100	51320.050.008	M6X10	100	51320.060.010	M8X45*	200	51320.080.045
M5X10	100	51320.050.010	M6X12	100	51320.060.012	M8X50	100	51320.080.050
M5X12	100	51320.050.012	M6X14*	500	51320.060.014	M8X60*	100	51320.080.060
M5X14*	500	51320.050.014	M6X16	100	51320.060.016	M8X70*	100	51320.080.070
M5X16	100	51320.050.016	M6X18*	500	51320.060.018	M8X80*	100	51320.080.080

51322 Cross recessed raised countersunk head screw Pozidriv / Bolverzonken schroef met Pozidriv kruisgleuf / Vis à tête fraisée bombée empreinte cruciforme Pozidriv

R01A

Thread Metric thread DIN 966 A-Z
Material Stainless steel A2 ISO 7047-Z

RoHS



d x L	✉	Art.number	d x L	✉	Art.number	d x L	✉	Art.number
M2X3*	1.000	51322.020.003	M4X6*	500	51322.040.006	M5X30	100	51322.050.030
M2X4*	1.000	51322.020.004	M4X8	200	51322.040.008	M5X35	100	51322.050.035
M2X5*	1.000	51322.020.005	M4X10	200	51322.040.010	M5X40	100	51322.050.040
M2X6*	1.000	51322.020.006	M4X12	200	51322.040.012	M5X45*	200	51322.050.045
M2X12*	1.000	51322.020.012	M4X14*	500	51322.040.014	M5X50*	200	51322.050.050
M2X16*	1.000	51322.020.016	M4X16	200	51322.040.016	M5X80*	500	51322.050.080
			M4X20	200	51322.040.020			
M2,5X5*	1.000	51322.025.005	M4X25	200	51322.040.025	M6X10*	500	51322.060.010
M2,5X6*	1.000	51322.025.006	M4X30	200	51322.040.030	M6X12	100	51322.060.012
M2,5X8*	1.000	51322.025.008	M4X35*	500	51322.040.035	M6X16	100	51322.060.016
M2,5X10*	1.000	51322.025.010	M4X40*	500	51322.040.040	M6X20	100	51322.060.020
						M6X25*	100	51322.060.025
M3X5*	500	51322.030.005	M5X6*	500	51322.050.006	M6X30	100	51322.060.030
M3X6*	500	51322.030.006	M5X8	100	51322.050.008	M6X35	100	51322.060.035
M3X8*	500	51322.030.008	M5X10	100	51322.050.010	M6X40	100	51322.060.040
M3X10*	1.000	51322.030.010	M5X12	100	51322.050.012	M6X50*	200	51322.060.050
M3X12	200	51322.030.012	M5X14*	500	51322.050.014	M6X80*	100	51322.060.080
M3X16*	500	51322.030.016	M5X16	100	51322.050.016			
M3X25*	500	51322.030.025	M5X18*	500	51322.050.018	M8X30	200	51322.080.030
M3X30*	500	51322.030.030	M5X20	100	51322.050.020	M8X50*	200	51322.080.050
			M5X25	100	51322.050.025			

55320 Cross recessed raised countersunk head screw Phillips / Bolverzonken schroef met Phillips kruisgleuf / Vis à tête fraisée bombée empreinte cruciforme Phillips

R41A

Thread Metric thread DIN 966 A-H
Material Stainless steel A4 ISO 7047-H

RoHS



d x L	✉	Art.number	d x L	✉	Art.number	d x L	✉	Art.number
M3X6*	500	55320.030.006	M4X8*	500	55320.040.008			
M3X8*	500	55320.030.008	M4X10*	500	55320.040.010	M5X8*	500	55320.050.008
M3X10*	500	55320.030.010	M4X12*	500	55320.040.012	M5X10	200	55320.050.010
M3X12*	500	55320.030.012	M4X16*	500	55320.040.016	M5X12*	500	55320.050.012
M3X16*	500	55320.030.016	M4X20*	500	55320.040.020	M5X16	200	55320.050.016
M3X20*	500	55320.030.020	M4X25*	500	55320.040.025	M5X20	200	55320.050.020
M3X25*	500	55320.030.025	M4X30*	500	55320.040.030	M5X25*	200	55320.050.025
M3X30*	500	55320.030.030	M4X35*	500	55320.040.035	M5X30	200	55320.050.030
			M4X40*	500	55320.040.040	M5X35*	500	55320.050.035
M4X6*	1.000	55320.040.006	M4X50*	500	55320.040.050	M5X40	200	55320.050.040

FABORY

55320 **Cross recessed raised countersunk head screw Phillips / Bolverzonken schroef met Phillips kruisgleuf / Vis à tête fraisée bombée empreinte cruciforme Phillips** ←

d x L	✉	Art.number	d x L	✉	Art.number	d x L	✉	Art.number
M5X50*	200	55320.050.050	M6X16*	500	55320.060.016	M6X40*	200	55320.060.040
M5X60	200	55320.050.060	M6X20*	500	55320.060.020	M6X45*	200	55320.060.045
			M6X25	100	55320.060.025	M6X50	100	55320.060.050
M6X10	500	55320.060.010	M6X30*	200	55320.060.030	M6X60*	100	55320.060.060
M6X12	100	55320.060.012	M6X35*	200	55320.060.035			

55322 **Cross recessed raised countersunk head screw Pozidriv / Bolverzonken schroef met Pozidriv kruisgleuf / Vis à tête fraisée bombée empreinte cruciforme Pozidriv** **R41A**

Thread Metric thread DIN 966 A-Z
Material Stainless steel A4 ISO 7047-Z



d x L	✉	Art.number	d x L	✉	Art.number	d x L	✉	Art.number
M2X6	100	55322.020.006	M3X30*	500	55322.030.030	M5X16	100	55322.050.016
M2X8	100	55322.020.008				M5X20	100	55322.050.020
M2X10	100	55322.020.010	M4X5*	500	55322.040.005	M5X25	100	55322.050.025
			M4X6*	500	55322.040.006	M5X30	100	55322.050.030
M2,5X6	100	55322.025.006	M4X8	200	55322.040.008	M5X35*	500	55322.050.035
M2,5X8	100	55322.025.008	M4X10	200	55322.040.010	M5X40*	500	55322.050.040
M2,5X10*	100	55322.025.010	M4X12	200	55322.040.012	M5X50	200	55322.050.050
M2,5X12*	1.000	55322.025.012	M4X14*	500	55322.040.014	M5X70*	200	55322.050.070
M2,5X16*	1.000	55322.025.016	M4X16	200	55322.040.016			
			M4X18*	500	55322.040.018	M6X10*	500	55322.060.010
M3X4*	500	55322.030.004	M4X20	200	55322.040.020	M6X12	100	55322.060.012
M3X5*	500	55322.030.005	M4X25	200	55322.040.025	M6X16	100	55322.060.016
M3X6	200	55322.030.006	M4X30	200	55322.040.030	M6X20	100	55322.060.020
M3X8	200	55322.030.008	M4X35*	500	55322.040.035	M6X25	100	55322.060.025
M3X10	200	55322.030.010	M4X40*	500	55322.040.040	M6X30	100	55322.060.030
M3X12*	1.000	55322.030.012	M4X50*	500	55322.040.050	M6X35	100	55322.060.035
M3X16	200	55322.030.016				M6X40	100	55322.060.040
M3X18*	500	55322.030.018	M5X8*	1.000	55322.050.008	M6X50	200	55322.060.050
M3X20*	500	55322.030.020	M5X10	100	55322.050.010	M6X60*	200	55322.060.060
M3X25*	500	55322.030.025	M5X12	100	55322.050.012	M6X45*	200	55322.060.945

Hexalobular socket raised cheese head screw

Bolcilinderschroef met T-ster / Vis à tête cylindrique bombée à six lobes internes

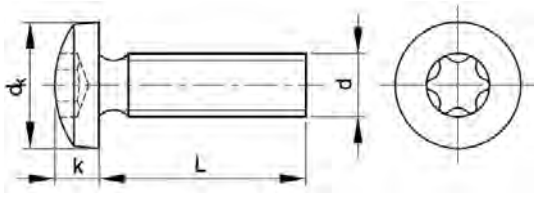

ISO **14583**



Technical Data

d	d_k	k	P	Socket
M1.6	3.2	1.3	0.35	T5
M2	4	1.6	0.40	T6
M2.5	5	2.1	0.45	T8
M3	5.6	2.4	0.50	T10
M3.5	7	2.6	0.60	T15
M4	8	3.1	0.70	T20
M5	9.5	3.7	0.80	T25
M6	12	4.6	1.00	T30
M8	16	6	1.25	T45
M10	20	7.5	1.50	T50

Article groups

Thread	Driving features	Material	Class	Surface treatment	Code	Page
M	Hexalobular	St.	8.8	ZPL	24422	6-47
M	Hexalobular	St.	4.8	ZPL	24425	6-47
M	Hexalobular	St.st. A2			51345	6-47
M	Hexalobular	St.st. A4			55345	6-48

24422 Hexalobular socket raised cheese head screw / Bolcilinderschroef met T-ster / Vis à tête cylindrique bombée à six lobes internes H07A

Thread Metric thread
Material Steel
Class 8.8
Surface treatment Zinc plated



d x L	✉	Art.number	d x L	✉	Art.number	d x L	✉	Art.number
M4X8	200	24422.040.008	M5X8	200	24422.050.008	M6X10	200	24422.060.010
M4X10	200	24422.040.010	M5X10	200	24422.050.010	M6X12	200	24422.060.012
M4X12	200	24422.040.012	M5X12	200	24422.050.012	M6X16	200	24422.060.016
M4X16	200	24422.040.016	M5X16	200	24422.050.016	M6X20	200	24422.060.020
M4X20	200	24422.040.020	M5X20	200	24422.050.020			

24425 Hexalobular socket raised cheese head screw / Bolcilinderschroef met T-ster / Vis à tête cylindrique bombée à six lobes internes H07A

Thread Metric thread
Material Steel
Class 4.8
Surface treatment Zinc plated



d x L	✉	Art.number	d x L	✉	Art.number	d x L	✉	Art.number
M2X4*	2.000	24425.020.004	M3X10	2.000	24425.030.010	M4X35*	1.000	24425.040.035
M2X6	2.000	24425.020.006	M3X12*	1.000	24425.030.012			
M2X8*	2.000	24425.020.008	M3X16*	2.000	24425.030.016	M5X6*	2.000	24425.050.006
M2X10*	2.000	24425.020.010	M3X20*	2.000	24425.030.020	M5X8*	200	24425.050.008
M2X12*	2.000	24425.020.012	M3X25*	200	24425.030.025	M5X10*	200	24425.050.010
M2X16*	2.000	24425.020.016	M3X30*	1.000	24425.030.030	M5X12*	1.000	24425.050.012
			M3X40*	200	24425.030.040	M5X16*	1.000	24425.050.016
M2,5X4*	2.000	24425.025.004				M5X18*	1.000	24425.050.018
M2,5X5*	2.000	24425.025.005	M4X5*	200	24425.040.005	M5X20*	1.000	24425.050.020
M2,5X6*	2.000	24425.025.006	M4X6	2.000	24425.040.006	M5X25*	200	24425.050.025
M2,5X8*	2.000	24425.025.008	M4X8	2.000	24425.040.008	M5X30*	200	24425.050.030
M2,5X10*	2.000	24425.025.010	M4X10	2.000	24425.040.010			
M2,5X12*	2.000	24425.025.012	M4X12*	2.000	24425.040.012	M6X10*	1.000	24425.060.010
M2,5X16*	2.000	24425.025.016	M4X16*	200	24425.040.016	M6X12*	1.000	24425.060.012
			M4X20*	2.000	24425.040.020	M6X16*	1.000	24425.060.016
M3X4*	2.000	24425.030.004	M4X25*	200	24425.040.025	M6X20*	1.000	24425.060.020
M3X5	200	24425.030.005	M4X30	200	24425.040.030	M6X25*	200	24425.060.025
M3X6	200	24425.030.006	M4X32*	1.000	24425.040.032	M6X30*	200	24425.060.030
M3X8	200	24425.030.008						

51345 Hexalobular socket raised cheese head screw / Bolcilinderschroef met T-ster / Vis à tête cylindrique bombée à six lobes internes R01A

Thread Metric thread
Material Stainless steel A2



d x L	✉	Art.number	d x L	✉	Art.number	d x L	✉	Art.number
M1,6X2*	1.000	51345.016.002	M2,5X12	1.000	51345.025.012	M3X50*	200	51345.030.050
M1,6X3*	1.000	51345.016.003	M2,5X14*	1.000	51345.025.014	M3X55*	200	51345.030.055
M1,6X4*	1.000	51345.016.004	M2,5X16	1.000	51345.025.016	M3X60*	200	51345.030.060
M1,6X5*	1.000	51345.016.005	M2,5X18*	1.000	51345.025.018			
M1,6X6*	1.000	51345.016.006	M2,5X20*	1.000	51345.025.020	M4X4	500	51345.040.004
M1,6X8*	1.000	51345.016.008	M2,5X22*	1.000	51345.025.022	M4X5	500	51345.040.005
M1,6X10*	1.000	51345.016.010	M2,5X25*	500	51345.025.025	M4X6	500	51345.040.006
M1,6X12*	1.000	51345.016.012	M2,5X28*	500	51345.025.028	M4X8	200	51345.040.008
M1,6X16*	1.000	51345.016.016	M2,5X30*	500	51345.025.030	M4X10	200	51345.040.010
						M4X12	200	51345.040.012
M2X3	1.000	51345.020.003	M3X3*	500	51345.030.003	M4X14	500	51345.040.014
M2X4	1.000	51345.020.004	M3X4	500	51345.030.004	M4X16	200	51345.040.016
M2X5*	1.000	51345.020.005	M3X5	500	51345.030.005	M4X18	500	51345.040.018
M2X6	1.000	51345.020.006	M3X6	200	51345.030.006	M4X20	200	51345.040.020
M2X8	1.000	51345.020.008	M3X8	200	51345.030.008	M4X22*	500	51345.040.022
M2X10*	1.000	51345.020.010	M3X10	200	51345.030.010	M4X25	200	51345.040.025
M2X12	1.000	51345.020.012	M3X12	200	51345.030.012	M4X28*	500	51345.040.028
M2X14*	1.000	51345.020.014	M3X14	500	51345.030.014	M4X30	200	51345.040.030
M2X16	1.000	51345.020.016	M3X16	200	51345.030.016	M4X35	200	51345.040.035
M2X18*	1.000	51345.020.018	M3X18*	500	51345.030.018	M4X40	200	51345.040.040
M2X20*	1.000	51345.020.020	M3X20	200	51345.030.020	M4X45*	500	51345.040.045
			M3X22*	500	51345.030.022	M4X50	500	51345.040.050
M2,5X3*	1.000	51345.025.003	M3X25	500	51345.030.025	M4X55*	500	51345.040.055
M2,5X4	1.000	51345.025.004	M3X28*	500	51345.030.028	M4X60	500	51345.040.060
M2,5X5	1.000	51345.025.005	M3X30	500	51345.030.030	M4X65*	500	51345.040.065
M2,5X6	1.000	51345.025.006	M3X35*	500	51345.030.035	M4X70*	500	51345.040.070
M2,5X8	1.000	51345.025.008	M3X40	500	51345.030.040	M4X80*	500	51345.040.080
M2,5X10	1.000	51345.025.010	M3X45*	200	51345.030.045	M4X90*	500	51345.040.090

FABORY

51345 Hexalobular socket raised cheese head screw / Bolcilinderschroef met T-ster / Vis à tête cylindrique bombée à six lobes internes ←

d x L	✉	Art.number	d x L	✉	Art.number	d x L	✉	Art.number
M4X100*	500	51345.040.100	M5X80*	200	51345.050.080	M6X65*	200	51345.060.065
			M5X90*	200	51345.050.090	M6X70	100	51345.060.070
M5X6	500	51345.050.006	M5X100*	200	51345.050.100	M6X75*	100	51345.060.075
M5X8	200	51345.050.008				M6X80*	100	51345.060.080
M5X10	200	51345.050.010	M6X8	500	51345.060.008	M6X90*	100	51345.060.090
M5X12	200	51345.050.012	M6X10	100	51345.060.010	M6X100*	100	51345.060.100
M5X14	500	51345.050.014	M6X12	100	51345.060.012			
M5X16	200	51345.050.016	M6X14*	500	51345.060.014	M8X10*	200	51345.080.010
M5X18*	500	51345.050.018	M6X16	100	51345.060.016	M8X12*	200	51345.080.012
M5X20	200	51345.050.020	M6X18*	500	51345.060.018	M8X16	200	51345.080.016
M5X22	500	51345.050.022	M6X20	100	51345.060.020	M8X20	200	51345.080.020
M5X25	500	51345.050.025	M6X22*	500	51345.060.022	M8X25*	200	51345.080.025
M5X28*	500	51345.050.028	M6X25	100	51345.060.025	M8X30	200	51345.080.030
M5X30	100	51345.050.030	M6X28*	200	51345.060.028	M8X35*	200	51345.080.035
M5X35	100	51345.050.035	M6X30	100	51345.060.030	M8X40*	200	51345.080.040
M5X40	100	51345.050.040	M6X35	50	51345.060.035	M8X45*	200	51345.080.045
M5X45*	200	51345.050.045	M6X40	50	51345.060.040	M8X50*	200	51345.080.050
M5X50	200	51345.050.050	M6X45	200	51345.060.045	M8X60*	200	51345.080.060
M5X55*	200	51345.050.055	M6X50	200	51345.060.050	M8X70*	200	51345.080.070
M5X60*	200	51345.050.060	M6X55*	200	51345.060.055	M8X80*	200	51345.080.080
M5X70*	200	51345.050.070	M6X60*	200	51345.060.060			

6

55345 Hexalobular socket raised cheese head screw / Bolcilinderschroef met T-ster / Vis à tête cylindrique bombée à six lobes internes R41A

Thread Metric thread
Material Stainless steel A4



d x L	✉	Art.number	d x L	✉	Art.number	d x L	✉	Art.number
M1,6X3*	1.000	55345.016.003	M3X18*	500	55345.030.018	M5X50*	200	55345.050.050
M1,6X4*	1.000	55345.016.004	M3X20	500	55345.030.020	M5X55*	200	55345.050.055
M1,6X5	1.000	55345.016.005	M3X25*	500	55345.030.025	M5X60*	200	55345.050.060
M1,6X6	1.000	55345.016.006	M3X30*	500	55345.030.030	M5X70*	200	55345.050.070
M1,6X8*	1.000	55345.016.008	M3X35*	500	55345.030.035	M5X80*	200	55345.050.080
M1,6X10*	1.000	55345.016.010	M3X40*	500	55345.030.040	M5X90*	200	55345.050.090
M1,6X12*	1.000	55345.016.012	M3X45*	500	55345.030.045	M5X100*	200	55345.050.100
M1,6X16*	1.000	55345.016.016	M3X50*	500	55345.030.050			
						M6X8*	500	55345.060.008
M2X3	1.000	55345.020.003	M4X5*	500	55345.040.005	M6X10*	500	55345.060.010
M2X4*	1.000	55345.020.004	M4X6	500	55345.040.006	M6X12*	500	55345.060.012
M2X6	1.000	55345.020.006	M4X8	500	55345.040.008	M6X14*	500	55345.060.014
M2X8*	1.000	55345.020.008	M4X10	500	55345.040.010	M6X16	500	55345.060.016
M2X10*	1.000	55345.020.010	M4X12	500	55345.040.012	M6X20	200	55345.060.020
M2X12*	1.000	55345.020.012	M4X14*	500	55345.040.014	M6X22*	200	55345.060.022
M2X14*	1.000	55345.020.014	M4X16	500	55345.040.016	M6X25*	200	55345.060.025
M2X16*	1.000	55345.020.016	M4X18*	500	55345.040.018	M6X30*	200	55345.060.030
M2X18*	1.000	55345.020.018	M4X20*	500	55345.040.020	M6X35*	200	55345.060.035
M2X20*	1.000	55345.020.020	M4X22*	500	55345.040.022	M6X40*	200	55345.060.040
			M4X25	500	55345.040.025	M6X45*	200	55345.060.045
M2,5X3*	1.000	55345.025.003	M4X30	500	55345.040.030	M6X50*	200	55345.060.050
M2,5X4*	1.000	55345.025.004	M4X35	500	55345.040.035	M6X55*	200	55345.060.055
M2,5X5	1.000	55345.025.005	M4X40	500	55345.040.040	M6X60*	200	55345.060.060
M2,5X6	1.000	55345.025.006	M4X45*	500	55345.040.045	M6X70*	100	55345.060.070
M2,5X8	1.000	55345.025.008	M4X50*	500	55345.040.050	M6X80*	100	55345.060.080
M2,5X10	1.000	55345.025.010	M4X55*	500	55345.040.055	M6X90*	100	55345.060.090
M2,5X12*	1.000	55345.025.012	M4X60*	500	55345.040.060	M6X100*	100	55345.060.100
M2,5X14*	1.000	55345.025.014						
M2,5X16*	1.000	55345.025.016	M5X6*	500	55345.050.006	M8X10*	200	55345.080.010
M2,5X20*	1.000	55345.025.020	M5X8*	500	55345.050.008	M8X12*	200	55345.080.012
M2,5X25*	500	55345.025.025	M5X10*	500	55345.050.010	M8X16*	200	55345.080.016
M2,5X30*	500	55345.025.030	M5X12*	500	55345.050.012	M8X20*	200	55345.080.020
			M5X14*	500	55345.050.014	M8X25*	200	55345.080.025
M3X3*	500	55345.030.003	M5X16	500	55345.050.016	M8X30*	200	55345.080.030
M3X4*	500	55345.030.004	M5X18*	500	55345.050.018	M8X35*	200	55345.080.035
M3X5*	500	55345.030.005	M5X20*	500	55345.050.020	M8X40*	200	55345.080.040
M3X6	500	55345.030.006	M5X22*	500	55345.050.022	M8X45*	200	55345.080.045
M3X8	500	55345.030.008	M5X25	500	55345.050.025	M8X50*	200	55345.080.050
M3X10	500	55345.030.010	M5X30*	500	55345.050.030	M8X60	200	55345.080.060
M3X12*	500	55345.030.012	M5X35*	500	55345.050.035	M8X70*	200	55345.080.070
M3X14*	500	55345.030.014	M5X40*	500	55345.050.040	M8X80*	200	55345.080.080
M3X16*	500	55345.030.016	M5X45*	200	55345.050.045			

Hexalobular countersunk head screw

Verzonken schroef met T-ster / Vis à tête fraisée à six lobes internes

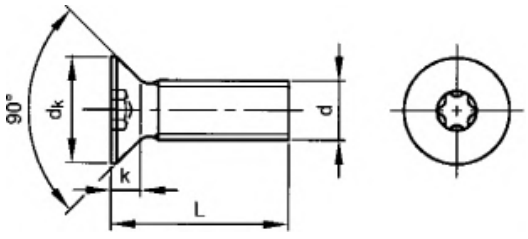

DIN **≈965 A**
ISO ≈14581
NF ≈E25-119-1



Technical Data

d	d_k	k (max.)	P	Socket
M1.6	3	0.96	0.35	T5
M2	3.8	1.2	0.40	T6
M2.5	4.7	1.5	0.45	T8
M3	5.6	1.65	0.50	T10
M3.5	6.5	1.93	0.6	T15
M4	7.5	2.2	0.70	T20
M5	9.2	2.5	0.80	T25
M6	11	3	1.00	T30
M8	14.5	4	1.25	T45
M10	18	5	1.50	T50

Article groups

Thread	Driving features	Material	Class	Surface treatment	Code	Page
M	Hexalobular	St.	4.8	ZPL	24677	6-49
M	Hexalobular	St.st. A2			51305	6-50
M	Hexalobular	St.st. A4	80		53345	6-50
M	Hexalobular	St.st. A4			55303	6-51

24677 **Hexalobular countersunk head screw / Verzonken schroef met T-ster / Vis à tête fraisée à six lobes internes** **H05A**

Thread Metric thread
Material Steel
Class 4.8
Surface treatment Zinc plated



d x L	✉	Art.number	d x L	✉	Art.number	d x L	✉	Art.number
M1,6X3*	1.000	24677.016.003	M3X10	200	24677.030.010	M5X10	200	24677.050.010
M1,6X4*	1.000	24677.016.004	M3X12	200	24677.030.012	M5X12	200	24677.050.012
M1,6X5*	1.000	24677.016.005	M3X16	200	24677.030.016	M5X16	200	24677.050.016
M1,6X6*	1.000	24677.016.006	M3X20	200	24677.030.020	M5X20	200	24677.050.020
			M3X25*	2.000	24677.030.025	M5X25	100	24677.050.025
M2X4*	1.000	24677.020.004	M3X30	1.000	24677.030.030	M5X30	100	24677.050.030
M2X5*	1.000	24677.020.005	M3X35*	1.000	24677.030.035	M5X35*	500	24677.050.035
M2X6*	1.000	24677.020.006	M3X40*	1.000	24677.030.040	M5X40*	500	24677.050.040
M2X8*	1.000	24677.020.008	M3X45*	1.000	24677.030.045	M5X45*	500	24677.050.045
M2X10*	1.000	24677.020.010	M3X50*	500	24677.030.050	M5X50*	500	24677.050.050
M2X12*	1.000	24677.020.012						
M2X16*	1.000	24677.020.016	M4X5*	1.000	24677.040.005	M6X8*	1.000	24677.060.008
			M4X6	200	24677.040.006	M6X10	200	24677.060.010
M2,5X4*	1.000	24677.025.004	M4X8	200	24677.040.008	M6X12	200	24677.060.012
M2,5X5*	1.000	24677.025.005	M4X10	200	24677.040.010	M6X16	200	24677.060.016
M2,5X6*	1.000	24677.025.006	M4X12	200	24677.040.012	M6X20	100	24677.060.020
M2,5X8*	1.000	24677.025.008	M4X16	200	24677.040.016	M6X25	100	24677.060.025
M2,5X10*	1.000	24677.025.010	M4X20	200	24677.040.020	M6X30	100	24677.060.030
M2,5X12*	1.000	24677.025.012	M4X25	200	24677.040.025	M6X35	100	24677.060.035
M2,5X16*	1.000	24677.025.016	M4X30*	1.000	24677.040.030	M6X40	100	24677.060.040
M2,5X20*	1.000	24677.025.020	M4X35*	1.000	24677.040.035	M6X45*	250	24677.060.045
M2,5X25*	1.000	24677.025.025	M4X40*	1.000	24677.040.040	M6X50*	200	24677.060.050
			M4X45*	500	24677.040.045	M6X60*	200	24677.060.060
M3X4*	2.000	24677.030.004	M4X50*	500	24677.040.050			
M3X5	200	24677.030.005				M8X12*	500	24677.080.012
M3X6	200	24677.030.006	M5X6*	1.000	24677.050.006	M8X20	50	24677.080.020
M3X8	200	24677.030.008	M5X8	200	24677.050.008			

6

51305 Hexalobular countersunk head screw / Verzonken schroef met T-ster / Vis à tête fraisée à six lobes internes R01A

Thread Metric thread
Material Stainless steel A2



d x L	✉	Art.number	d x L	✉	Art.number	d x L	✉	Art.number
M1,6X2*	1.000	51305.016.002	M3X25	500	51305.030.025	M5X45	200	51305.050.045
M1,6X3*	1.000	51305.016.003	M3X30	500	51305.030.030	M5X50	200	51305.050.050
M1,6X4*	1.000	51305.016.004	M3X35	500	51305.030.035	M5X55*	200	51305.050.055
M1,6X5*	1.000	51305.016.005	M3X40	500	51305.030.040	M5X60	200	51305.050.060
M1,6X6*	1.000	51305.016.006	M3X45*	500	51305.030.045	M5X70*	200	51305.050.070
M1,6X8*	1.000	51305.016.008	M3X50*	500	51305.030.050	M5X80*	200	51305.050.080
M1,6X10*	1.000	51305.016.010	M3X55*	500	51305.030.055	M5X90*	200	51305.050.090
M1,6X12*	1.000	51305.016.012	M3X60*	500	51305.030.060	M5X100*	200	51305.050.100
M1,6X14*	1.000	51305.016.014						
M1,6X16*	1.000	51305.016.016	M3,5X6*	1.000	51305.035.006	M6X8	500	51305.060.008
M1,6X20*	1.000	51305.016.020	M3,5X8*	1.000	51305.035.008	M6X10	100	51305.060.010
						M6X12	100	51305.060.012
M2X3	1.000	51305.020.003	M4X5	500	51305.040.005	M6X14	500	51305.060.014
M2X4	1.000	51305.020.004	M4X6	500	51305.040.006	M6X16	100	51305.060.016
M2X5	1.000	51305.020.005	M4X8	200	51305.040.008	M6X18*	500	51305.060.018
M2X6	1.000	51305.020.006	M4X10	200	51305.040.010	M6X20	100	51305.060.020
M2X8	1.000	51305.020.008	M4X12	200	51305.040.012	M6X22*	500	51305.060.022
M2X10	1.000	51305.020.010	M4X14	500	51305.040.014	M6X25	100	51305.060.025
M2X12	1.000	51305.020.012	M4X16	200	51305.040.016	M6X30	100	51305.060.030
M2X14*	1.000	51305.020.014	M4X18*	500	51305.040.018	M6X35	100	51305.060.035
M2X16*	1.000	51305.020.016	M4X20	200	51305.040.020	M6X40	100	51305.060.040
M2X18*	1.000	51305.020.018	M4X22*	500	51305.040.022	M6X45	200	51305.060.045
M2X20*	1.000	51305.020.020	M4X25	200	51305.040.025	M6X50	200	51305.060.050
			M4X30	200	51305.040.030	M6X55	200	51305.060.055
M2,5X3	1.000	51305.025.003	M4X35	100	51305.040.035	M6X60	200	51305.060.060
M2,5X4	1.000	51305.025.004	M4X40	100	51305.040.040	M6X65*	200	51305.060.065
M2,5X5	1.000	51305.025.005	M4X45*	500	51305.040.045	M6X70	200	51305.060.070
M2,5X6	1.000	51305.025.006	M4X50	500	51305.040.050	M6X75*	200	51305.060.075
M2,5X8	1.000	51305.025.008	M4X55*	500	51305.040.055	M6X80*	200	51305.060.080
M2,5X10	1.000	51305.025.010	M4X60*	500	51305.040.060	M6X90*	200	51305.060.090
M2,5X12	1.000	51305.025.012	M4X65*	200	51305.040.065	M6X100*	200	51305.060.100
M2,5X14	1.000	51305.025.014	M4X70*	200	51305.040.070	M6X120*	200	51305.060.120
M2,5X16*	1.000	51305.025.016	M4X80*	200	51305.040.080	M6X130*	200	51305.060.130
M2,5X18*	1.000	51305.025.018	M4X90*	200	51305.040.090	M6X140*	200	51305.060.140
M2,5X20*	1.000	51305.025.020	M4X100*	200	51305.040.100			
M2,5X22*	1.000	51305.025.022				M8X10*	200	51305.080.010
M2,5X25*	1.000	51305.025.025	M5X6	500	51305.050.006	M8X12	200	51305.080.012
			M5X8	500	51305.050.008	M8X14*	200	51305.080.014
M3X4	500	51305.030.004	M5X10	200	51305.050.010	M8X16	200	51305.080.016
M3X5	500	51305.030.005	M5X12	200	51305.050.012	M8X20	200	51305.080.020
M3X6	200	51305.030.006	M5X14	500	51305.050.014	M8X25	200	51305.080.025
M3X7*	500	51305.030.007	M5X16	200	51305.050.016	M8X30	200	51305.080.030
M3X8	200	51305.030.008	M5X18*	500	51305.050.018	M8X35	200	51305.080.035
M3X10	200	51305.030.010	M5X20	200	51305.050.020	M8X40	200	51305.080.040
M3X12	200	51305.030.012	M5X22*	500	51305.050.022	M8X45*	200	51305.080.045
M3X14	500	51305.030.014	M5X25	100	51305.050.025	M8X50*	200	51305.080.050
M3X16	200	51305.030.016	M5X28*	500	51305.050.028	M8X60*	200	51305.080.060
M3X18*	500	51305.030.018	M5X30	100	51305.050.030	M8X70*	200	51305.080.070
M3X20	200	51305.030.020	M5X35	100	51305.050.035	M8X80*	200	51305.080.080
M3X22*	500	51305.030.022	M5X40	100	51305.050.040			

53345 Hexalobular countersunk head screw / Verzonken schroef met T-ster / Vis à tête fraisée à six lobes internes R11A

Thread Metric thread
Material Stainless steel A4
Class 80



d x L	✉	Art.number	d x L	✉	Art.number	d x L	✉	Art.number
M3X5*	1.000	53345.030.005	M4X12*	1.000	53345.040.012	M5X25*	1.000	53345.050.025
M3X6*	1.000	53345.030.006	M4X16*	1.000	53345.040.016	M5X30*	1.000	53345.050.030
M3X8*	1.000	53345.030.008	M4X20*	1.000	53345.040.020			
M3X10*	1.000	53345.030.010	M4X25*	1.000	53345.040.025	M6X8*	1.000	53345.060.008
M3X12*	1.000	53345.030.012				M6X10*	1.000	53345.060.010
M3X16*	1.000	53345.030.016	M5X6*	1.000	53345.050.006	M6X12*	1.000	53345.060.012
M3X20*	1.000	53345.030.020	M5X8*	1.000	53345.050.008	M6X16*	1.000	53345.060.016
			M5X10*	1.000	53345.050.010	M6X20*	1.000	53345.060.020
M4X6*	1.000	53345.040.006	M5X12*	1.000	53345.050.012	M6X25*	1.000	53345.060.025
M4X8*	1.000	53345.040.008	M5X16*	1.000	53345.050.016	M6X30*	1.000	53345.060.030
M4X10*	1.000	53345.040.010	M5X20*	1.000	53345.050.020			

55303 Hexalobular countersunk head screw / Verzonken schroef met T-ster / Vis à tête fraisée à six lobes internes R41A

Thread Metric thread
Material Stainless steel A4



d x L	✉	Art.number	d x L	✉	Art.number	d x L	✉	Art.number
M1,6X3*	1.000	55303.016.003	M3X30*	500	55303.030.030	M5X45*	200	55303.050.045
M1,6X4*	1.000	55303.016.004	M3X35*	500	55303.030.035	M5X50*	200	55303.050.050
M1,6X5*	1.000	55303.016.005	M3X40*	500	55303.030.040	M5X55*	200	55303.050.055
M1,6X6*	1.000	55303.016.006	M3X45*	500	55303.030.045	M5X60*	200	55303.050.060
M1,6X8*	1.000	55303.016.008	M3X50*	500	55303.030.050	M5X70*	200	55303.050.070
M1,6X10*	1.000	55303.016.010	M3X60*	500	55303.030.060	M5X80*	200	55303.050.080
M1,6X14*	1.000	55303.016.014				M5X90*	200	55303.050.090
M1,6X16*	1.000	55303.016.016	M4X5*	500	55303.040.005	M5X100*	200	55303.050.100
M1,6X20*	1.000	55303.016.020	M4X6*	500	55303.040.006			
			M4X8	500	55303.040.008	M6X8*	500	55303.060.008
M2X3*	1.000	55303.020.003	M4X10	500	55303.040.010	M6X10*	500	55303.060.010
M2X4*	1.000	55303.020.004	M4X12	500	55303.040.012	M6X12	500	55303.060.012
M2X6*	1.000	55303.020.006	M4X14*	500	55303.040.014	M6X14*	500	55303.060.014
M2X8*	1.000	55303.020.008	M4X16	500	55303.040.016	M6X16	500	55303.060.016
M2X10*	1.000	55303.020.010	M4X18*	500	55303.040.018	M6X18*	500	55303.060.018
M2X12*	1.000	55303.020.012	M4X20*	500	55303.040.020	M6X20	500	55303.060.020
M2X14*	1.000	55303.020.014	M4X22*	500	55303.040.022	M6X22*	500	55303.060.022
M2X16*	1.000	55303.020.016	M4X25*	500	55303.040.025	M6X25	200	55303.060.025
M2X20*	1.000	55303.020.020	M4X30*	500	55303.040.030	M6X30*	200	55303.060.030
			M4X35*	500	55303.040.035	M6X35*	200	55303.060.035
M2,5X3*	1.000	55303.025.003	M4X40*	500	55303.040.040	M6X40*	200	55303.060.040
M2,5X4	1.000	55303.025.004	M4X45*	500	55303.040.045	M6X45*	200	55303.060.045
M2,5X5*	1.000	55303.025.005	M4X50*	500	55303.040.050	M6X50*	200	55303.060.050
M2,5X6	1.000	55303.025.006	M4X55*	500	55303.040.055	M6X55*	200	55303.060.055
M2,5X8	1.000	55303.025.008	M4X60*	500	55303.040.060	M6X60*	200	55303.060.060
M2,5X10*	1.000	55303.025.010	M4X70*	200	55303.040.070	M6X70*	200	55303.060.070
M2,5X12*	1.000	55303.025.012	M4X80*	200	55303.040.080	M6X80*	200	55303.060.080
M2,5X14*	1.000	55303.025.014	M4X90*	200	55303.040.090	M6X90*	200	55303.060.090
M2,5X16	1.000	55303.025.016				M6X100*	200	55303.060.100
M2,5X20*	1.000	55303.025.020	M5X6*	500	55303.050.006			
M2,5X25*	1.000	55303.025.025	M5X8	500	55303.050.008	M8X10*	200	55303.080.010
			M5X10	500	55303.050.010	M8X12*	200	55303.080.012
M3X4	500	55303.030.004	M5X12	500	55303.050.012	M8X16*	200	55303.080.016
M3X5*	500	55303.030.005	M5X14*	500	55303.050.014	M8X20*	200	55303.080.020
M3X6	500	55303.030.006	M5X16	500	55303.050.016	M8X25*	200	55303.080.025
M3X8	200	55303.030.008	M5X18*	500	55303.050.018	M8X30*	200	55303.080.030
M3X10	500	55303.030.010	M5X20	500	55303.050.020	M8X35*	200	55303.080.035
M3X12	200	55303.030.012	M5X22*	500	55303.050.022	M8X40*	200	55303.080.040
M3X14*	500	55303.030.014	M5X25*	500	55303.050.025	M8X45*	200	55303.080.045
M3X16*	500	55303.030.016	M5X28*	500	55303.050.028	M8X50*	200	55303.080.050
M3X18*	500	55303.030.018	M5X30*	500	55303.050.030	M8X60*	200	55303.080.060
M3X20*	500	55303.030.020	M5X35*	500	55303.050.035	M8X70*	200	55303.080.070
M3X25*	500	55303.030.025	M5X40*	500	55303.050.040	M8X80*	200	55303.080.080

FABORY

Hexalobular raised countersunk head screw

Bolverzonken schroef met T-ster / Vis à métaux tête fraisée bombée six lobes internes

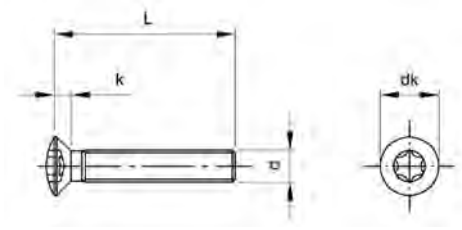

DIN ≈966 A
ISO ≈14584



Technical Data

d	d_k	k (max.)	P	Socket
M2	3.8	1.2	0.4	T6
M2.5	4.7	1.5	0.45	T8
M3	5.6	1.65	0.50	T10
M4	7.5	2.2	0.70	T20
M5	9.2	2.5	0.80	T25
M6	11	3	1.00	T30

6

Article groups

Thread	Driving features	Material	Code	Page
M	Hexalobular	St.st. A2	51325	6-52
M	Hexalobular	St.st. A4	55325	6-53

51325 **Hexalobular raised countersunk head screw / Bolverzonken schroef met T-ster / Vis à métaux tête fraisée bombée six lobes internes** **R01A**

Thread Metric thread
Material Stainless steel A2



d x L	✉	Art.number	d x L	✉	Art.number	d x L	✉	Art.number
M2X3*	1.000	51325.020.003	M3X14*	1.000	51325.030.014	M5X12*	500	51325.050.012
M2X4*	1.000	51325.020.004	M3X16*	500	51325.030.016	M5X14*	500	51325.050.014
M2X5*	1.000	51325.020.005	M3X20*	500	51325.030.020	M5X16*	500	51325.050.016
M2X6*	1.000	51325.020.006	M3X25*	500	51325.030.025	M5X20*	500	51325.050.020
M2X8*	1.000	51325.020.008	M3X30*	500	51325.030.030	M5X25*	500	51325.050.025
M2X10*	1.000	51325.020.010	M3X35*	500	51325.030.035	M5X30*	500	51325.050.030
M2X12*	1.000	51325.020.012	M3X40*	500	51325.030.040	M5X35*	500	51325.050.035
M2X14*	1.000	51325.020.014				M5X40*	500	51325.050.040
M2X16*	1.000	51325.020.016	M4X5*	1.000	51325.040.005	M5X45*	200	51325.050.045
M2X20*	1.000	51325.020.020	M4X6*	1.000	51325.040.006	M5X50*	200	51325.050.050
			M4X8*	500	51325.040.008	M5X55*	200	51325.050.055
M2,5X4*	1.000	51325.025.004	M4X10*	500	51325.040.010	M5X60*	200	51325.050.060
M2,5X5*	1.000	51325.025.005	M4X12*	500	51325.040.012	M5X70*	200	51325.050.070
M2,5X6*	1.000	51325.025.006	M4X14*	1.000	51325.040.014			
M2,5X8*	1.000	51325.025.008	M4X16*	500	51325.040.016	M6X10*	500	51325.060.010
M2,5X10*	1.000	51325.025.010	M4X20*	500	51325.040.020	M6X12*	500	51325.060.012
M2,5X12*	1.000	51325.025.012	M4X25*	500	51325.040.025	M6X16*	500	51325.060.016
M2,5X14*	1.000	51325.025.014	M4X30*	500	51325.040.030	M6X20*	500	51325.060.020
M2,5X16*	1.000	51325.025.016	M4X35*	500	51325.040.035	M6X25*	200	51325.060.025
M2,5X20*	1.000	51325.025.020	M4X40*	500	51325.040.040	M6X30*	200	51325.060.030
			M4X45*	500	51325.040.045	M6X35*	200	51325.060.035
M3X4*	500	51325.030.004	M4X50*	500	51325.040.050	M6X40*	200	51325.060.040
M3X5*	500	51325.030.005	M4X60*	500	51325.040.060	M6X45*	200	51325.060.045
M3X6*	500	51325.030.006				M6X50*	200	51325.060.050
M3X8*	500	51325.030.008	M5X6*	500	51325.050.006	M6X60*	200	51325.060.060
M3X10*	500	51325.030.010	M5X8*	500	51325.050.008			
M3X12*	500	51325.030.012	M5X10*	500	51325.050.010			

55325	Hexalobular raised countersunk head screw / Bolverzonken schroef met T-ster / Vis à métaux tête fraisée bombée six lobes internes	R41A

Thread Metric thread
Material Stainless steel A4



d x L	✉	Art.number	d x L	✉	Art.number	d x L	✉	Art.number
M2X3*	1.000	55325.020.003	M3X10*	1.000	55325.030.010	M5X10*	500	55325.050.010
M2X4*	1.000	55325.020.004	M3X12*	1.000	55325.030.012	M5X12*	500	55325.050.012
M2X5*	1.000	55325.020.005	M3X14*	1.000	55325.030.014	M5X14*	500	55325.050.014
M2X6*	1.000	55325.020.006	M3X16*	1.000	55325.030.016	M5X16*	500	55325.050.016
M2X8*	1.000	55325.020.008	M3X20*	1.000	55325.030.020	M5X20*	500	55325.050.020
M2X10*	1.000	55325.020.010	M3X25*	1.000	55325.030.025	M5X25*	500	55325.050.025
M2X12*	1.000	55325.020.012	M3X30*	1.000	55325.030.030	M5X30*	500	55325.050.030
M2X14*	1.000	55325.020.014	M3X35*	1.000	55325.030.035	M5X35*	500	55325.050.035
M2X16*	1.000	55325.020.016	M3X40*	1.000	55325.030.040	M5X40*	500	55325.050.040
M2X20*	1.000	55325.020.020				M5X50*	200	55325.050.050
			M4X5*	500	55325.040.005	M5X60*	200	55325.050.060
M2,5X4*	1.000	55325.025.004	M4X6*	500	55325.040.006			
M2,5X5*	1.000	55325.025.005	M4X8*	500	55325.040.008	M6X10*	500	55325.060.010
M2,5X6*	1.000	55325.025.006	M4X10*	500	55325.040.010	M6X12*	500	55325.060.012
M2,5X8*	1.000	55325.025.008	M4X12*	500	55325.040.012	M6X14*	200	55325.060.014
M2,5X10*	1.000	55325.025.010	M4X14*	1.000	55325.040.014	M6X16*	500	55325.060.016
M2,5X12*	1.000	55325.025.012	M4X16*	500	55325.040.016	M6X18*	200	55325.060.018
M2,5X14*	1.000	55325.025.014	M4X20*	500	55325.040.020	M6X20*	500	55325.060.020
M2,5X16*	1.000	55325.025.016	M4X25*	500	55325.040.025	M6X25*	200	55325.060.025
M2,5X20*	1.000	55325.025.020	M4X30*	500	55325.040.030	M6X30*	200	55325.060.030
			M4X35*	200	55325.040.035	M6X35	200	55325.060.035
M3X4*	1.000	55325.030.004	M4X40*	500	55325.040.040	M6X40*	200	55325.060.040
M3X5*	1.000	55325.030.005				M6X50*	200	55325.060.050
M3X6*	1.000	55325.030.006	M5X6*	500	55325.050.006	M6X60*	200	55325.060.060
M3X8*	1.000	55325.030.008	M5X8*	500	55325.050.008			

Slotted mushroom head screw small head

Laag bolkop schroef met zaagsnede en kleine kop / Slotted mushroom head screw small head

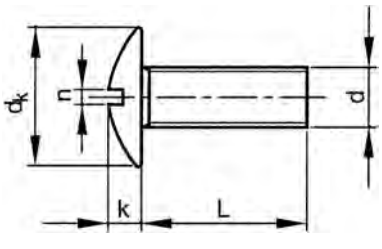



51142	Slotted mushroom head screw small head / Laag bolkop schroef met zaagsnede en kleine kop / Slotted mushroom head screw small head	R02A

Thread Metric thread
Material Stainless steel



d x L	✉	Art.number	d x L	✉	Art.number
M6X16*	500	51142.060.016	M6X20*	500	51142.060.020

6

FABORY

Slotted pan head screw small head

Cilinderschroef met zaaggleuf en kleine kop / Vis à tête cylindrique réduite fendue

DIN 920

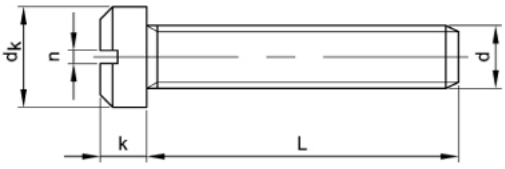



Technical Data

d	d_k (max.)	k (max.)	n	P
M2	2.8	1.2	0.3	0.40
M3	4	1.8	0.5	0.50
M4	5.5	2.4	0.6	0.70
M5	6.5	2.7	0.8	0.80
M6	8	3.1	1	1.00

6

Article groups

Thread	Driving features	Material	Class	Surface treatment	Code	Page
M	Slotted	St.	5.8	Plain	24646	6-54
M	Slotted	St.	5.8	ZPL	24647	6-54
M	Slotted	St.st. A2			51207	6-54

24646 Slotted pan head screw small head / Cilinderschroef met zaaggleuf en kleine kop / Vis à tête cylindrique réduite fendue H01A

Thread Metric thread
Material Steel
Class 5.8
Surface treatment Plain



d x L	✉	Art.number	d x L	✉	Art.number	d x L	✉	Art.number
M3X3*	100	24646.030.003	M3X16*	100	24646.030.016			
M3X4*	100	24646.030.004				M5X8*	100	24646.050.008
M3X5*	100	24646.030.005	M4X6*	100	24646.040.006	M5X10*	100	24646.050.010
M3X6*	100	24646.030.006	M4X8*	100	24646.040.008	M5X12*	100	24646.050.012
M3X8*	100	24646.030.008	M4X10*	100	24646.040.010	M5X16*	100	24646.050.016
M3X10*	100	24646.030.010	M4X12*	100	24646.040.012	M5X25*	100	24646.050.025
M3X12*	100	24646.030.012	M4X16*	100	24646.040.016			

24647 Slotted pan head screw small head / Cilinderschroef met zaaggleuf en kleine kop / Vis à tête cylindrique réduite fendue H01A

Thread Metric thread
Material Steel
Class 5.8
Surface treatment Zinc plated



d x L	✉	Art.number	d x L	✉	Art.number	d x L	✉	Art.number
M3X3*	100	24647.030.003	M3X10*	100	24647.030.010	M4X8*	100	24647.040.008
M3X4*	100	24647.030.004	M3X12*	100	24647.030.012	M4X10*	100	24647.040.010
M3X5*	100	24647.030.005	M3X16*	100	24647.030.016	M4X12*	100	24647.040.012
M3X6*	100	24647.030.006				M4X16*	100	24647.040.016
M3X8*	100	24647.030.008	M4X6*	100	24647.040.006			

51207 Slotted pan head screw small head / Cilinderschroef met zaaggleuf en kleine kop / Vis à tête cylindrique réduite fendue R09A

Thread Metric thread
Material Stainless steel A2



d x L	✉	Art.number	d x L	✉	Art.number	d x L	✉	Art.number
M2X4*	500	51207.020.004	M3X5*	500	51207.030.005			
M2X6*	500	51207.020.006	M3X6*	500	51207.030.006	M4X4*	500	51207.040.004
M2X8*	500	51207.020.008	M3X8	500	51207.030.008	M4X6*	500	51207.040.006
M2X10*	500	51207.020.010	M3X10*	500	51207.030.010	M4X8*	500	51207.040.008
			M3X12*	500	51207.030.012	M4X10*	500	51207.040.010
M3X4*	500	51207.030.004	M3X16*	500	51207.030.016	M4X12*	500	51207.040.012

51207 **Slotted pan head screw small head / Cilinderschroef met zaaggleuf en kleine kop / Vis à tête cylindrique réduite fendue** ←

d x L	✉	Art.number	d x L	✉	Art.number	d x L	✉	Art.number
M4X16*	500	51207.040.016	M5X8*	200	51207.050.008	M5X20*	200	51207.050.020
			M5X10*	200	51207.050.010			
M5X5*	200	51207.050.005	M5X12*	200	51207.050.012	M6X8*	200	51207.060.008
M5X6*	200	51207.050.006	M5X16*	200	51207.050.016	M6X10*	200	51207.060.010

Slotted pan head screw large head

Cilinderschroef met zaaggleuf en grote kop / Vis à tête ronde large fendue

DIN 921

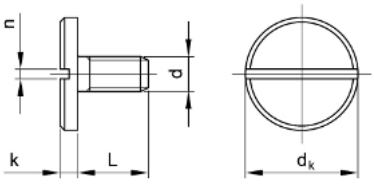



Technical Data

d	d_k (max.)	k (max.)	n	P
M2	6	1.2	0.5	0.40
M3	8	1.8	0.8	0.50
M4	12	2.4	1	0.70
M5	16	2.7	1.2	0.80
M6	20	3.1	1.6	1.00
M8	25	3.8	2	1.25
M10	30	4.6	2.5	1.50

Article groups

Thread	Driving features	Material	Class	Surface treatment	Code	Page
M	Slotted	St.	5.8	Plain	24648	6-55
M	Slotted	St.	5.8	ZPL	24649	6-55
M	Slotted	St.st. A2			51208	6-56

24648 **Slotted pan head screw large head / Cilinderschroef met zaaggleuf en grote kop / Vis à tête ronde large fendue** **H01A**

Thread Metric thread
Material Steel
Class 5.8
Surface treatment Plain



d x L	✉	Art.number	d x L	✉	Art.number	d x L	✉	Art.number
M3X4*	100	24648.030.004	M4X12*	100	24648.040.012	M6X10*	100	24648.060.010
M3X5*	100	24648.030.005	M4X16*	100	24648.040.016	M6X12*	100	24648.060.012
M3X6*	100	24648.030.006				M6X16*	100	24648.060.016
M3X8*	100	24648.030.008	M5X6*	100	24648.050.006	M6X20*	100	24648.060.020
M3X10*	100	24648.030.010	M5X8*	100	24648.050.008			
			M5X10*	100	24648.050.010	M8X10*	100	24648.080.010
M4X5*	100	24648.040.005	M5X12*	100	24648.050.012	M8X12*	100	24648.080.012
M4X6*	100	24648.040.006	M5X16*	100	24648.050.016	M8X16*	100	24648.080.016
M4X8*	100	24648.040.008				M8X20*	100	24648.080.020
M4X10*	100	24648.040.010	M6X8*	100	24648.060.008			

24649 **Slotted pan head screw large head / Cilinderschroef met zaaggleuf en grote kop / Vis à tête ronde large fendue** **H01A**

Thread Metric thread
Material Steel
Class 5.8
Surface treatment Zinc plated



d x L	✉	Art.number	d x L	✉	Art.number	d x L	✉	Art.number
M3X4*	100	24649.030.004	M4X8*	100	24649.040.008	M5X12*	100	24649.050.012
M3X5*	100	24649.030.005	M4X10*	100	24649.040.010	M5X16*	100	24649.050.016
M3X6*	100	24649.030.006	M4X12*	100	24649.040.012			
M3X8*	100	24649.030.008	M4X16*	100	24649.040.016	M6X8*	100	24649.060.008
M3X10*	100	24649.030.010				M6X10*	100	24649.060.010
			M5X6*	100	24649.050.006	M6X12*	100	24649.060.012
M4X5*	100	24649.040.005	M5X8*	100	24649.050.008	M6X16*	100	24649.060.016
M4X6*	100	24649.040.006	M5X10*	100	24649.050.010	M6X20*	100	24649.060.020

24649 **Slotted pan head screw large head / Cilinderschroef met zaaggleuf en grote kop / Vis à tête ronde large fendue** ←

d x L	✉	Art.number	d x L	✉	Art.number	d x L	✉	Art.number
			M8X16*	100	24649.080.016	M10X12*	100	24649.100.012
M8X10*	100	24649.080.010	M8X20*	100	24649.080.020	M10X16*	100	24649.100.016
M8X12*	100	24649.080.012				M10X20*	100	24649.100.020

51208 **Slotted pan head screw large head / Cilinderschroef met zaaggleuf en grote kop / Vis à tête ronde large fendue** **R09A**

Thread Metric thread
Material Stainless steel A2

RoHS

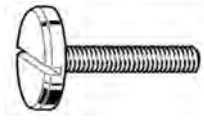

d x L	✉	Art.number	d x L	✉	Art.number	d x L	✉	Art.number
M2X2*	100	51208.020.002	M4X6*	100	51208.040.006	M6X12	50	51208.060.012
M2X3*	100	51208.020.003	M4X8*	100	51208.040.008	M6X16	50	51208.060.016
M2X4*	100	51208.020.004	M4X10*	100	51208.040.010	M6X20*	50	51208.060.020
M2X5*	100	51208.020.005	M4X12*	100	51208.040.012	M6X25*	50	51208.060.025
			M4X16*	100	51208.040.016	M6X30*	50	51208.060.030
M3X4*	100	51208.030.004						
M3X5*	100	51208.030.005	M5X6*	100	51208.050.006	M8X12*	25	51208.080.012
M3X6	100	51208.030.006	M5X8*	100	51208.050.008	M8X14*	25	51208.080.014
M3X8*	100	51208.030.008	M5X10*	50	51208.050.010	M8X16*	25	51208.080.016
M3X10*	100	51208.030.010	M5X12*	100	51208.050.012	M8X20*	25	51208.080.020
M3X12*	100	51208.030.012	M5X16*	100	51208.050.016	M8X25*	25	51208.080.025
M3X16*	100	51208.030.016	M5X20*	100	51208.050.020	M8X30*	25	51208.080.030
M4X4*	100	51208.040.004	M6X8*	50	51208.060.008	M10X10*	25	51208.100.010
M4X5*	100	51208.040.005	M6X10*	50	51208.060.010			

Slotted capstan screw

Kruisgatschroef met zaaggleuf / Vis à tête cylindrique fendue avec perçage en croix

DIN **404**

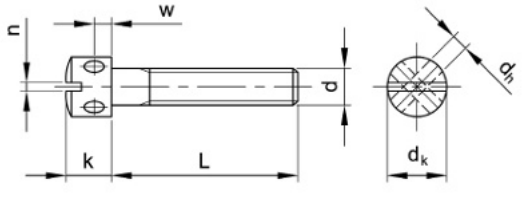



Technical Data

d	dh (min.)	d_k (max.)	k (max.)	n	P	w
M3	1.5	5.5	4	0.8	0.50	1.5
M4	2	7	5	1	0.70	2
M5	2.5	8.5	6.5	1.2	0.80	2.5
M6	3	10	8	1.6	1.00	3

Article groups

Thread	Driving features	Material	Class	Surface treatment	Code	Page
M	Slotted	St.	5.8	Plain	24905	6-56
M	Slotted	St.	5.8	ZPL	24906	6-57
M	Slotted	St.st. A1	50		51289	6-57

24905 **Slotted capstan screw / Kruisgatschroef met zaaggleuf / Vis à tête cylindrique fendue avec perçage en croix** **H01A**

Thread Metric thread
Material Steel
Class 5.8
Surface treatment Plain

RoHS



d x L	✉	Art.number	d x L	✉	Art.number	d x L	✉	Art.number
M3X6*	100	24905.030.006	M4X6*	100	24905.040.006	M5X18*	100	24905.050.018
M3X8*	100	24905.030.008	M4X8*	100	24905.040.008	M5X20*	100	24905.050.020
M3X10*	100	24905.030.010	M4X10*	100	24905.040.010			
						M6X16*	100	24905.060.016
M4X5*	100	24905.040.005	M5X10*	100	24905.050.010	M6X20*	100	24905.060.020

24906 **Slotted capstan screw / Kruisgatschroef met zaaggleuf / Vis à tête cylindrique fendue avec perçage en croix** **H01A**

Thread	Metric thread
Material	Steel
Class	5.8
Surface treatment	Zinc plated



d x L	✉	Art.number	d x L	✉	Art.number	d x L	✉	Art.number
M3X5*	100	24906.030.005	M4X10*	100	24906.040.010			
M3X6*	100	24906.030.006				M6X10*	100	24906.060.010
M3X8*	100	24906.030.008	M5X8*	100	24906.050.008	M6X12*	100	24906.060.012
M3X10*	100	24906.030.010	M5X10*	100	24906.050.010	M6X16*	100	24906.060.016
			M5X16*	100	24906.050.016	M6X20*	100	24906.060.020
M4X6*	100	24906.040.006	M5X20*	100	24906.050.020			

51289 **Slotted capstan screw / Kruisgatschroef met zaaggleuf / Vis à tête cylindrique fendue avec perçage en croix** **R09A**

Thread	Metric thread
Material	Stainless steel A1
Class	50



d x L	✉	Art.number	d x L	✉	Art.number	d x L	✉	Art.number
M3X4*	200	51289.030.004	M4X8*	100	51289.040.008	M5X16*	50	51289.050.016
M3X5*	200	51289.030.005	M4X10	100	51289.040.010	M5X20*	50	51289.050.020
M3X6	200	51289.030.006	M4X12*	100	51289.040.012	M5X25*	50	51289.050.025
M3X8*	200	51289.030.008	M4X16*	100	51289.040.016	M5X30*	50	51289.050.030
M3X10	200	51289.030.010	M4X20*	100	51289.040.020			
M3X12*	200	51289.030.012	M4X25*	100	51289.040.025	M6X10*	50	51289.060.010
M3X16*	200	51289.030.016	M4X30*	100	51289.040.030	M6X12*	50	51289.060.012
M3X20*	200	51289.030.020				M6X16*	50	51289.060.016
			M5X8*	50	51289.050.008	M6X20*	50	51289.060.020
M4X5*	100	51289.040.005	M5X10*	50	51289.050.010	M6X25*	50	51289.060.025
M4X6*	100	51289.040.006	M5X12*	50	51289.050.012	M6X30*	50	51289.060.030

Slotted countersunk head iso 2009

Verzonkenkop schroef met zaaggleuf iso 2009 / Vis à métaux à tête fraisée fendue iso 2009

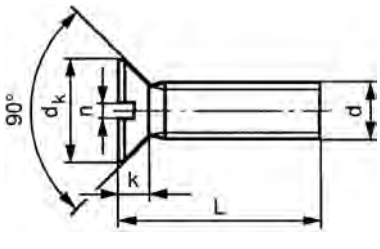

ISO	**2009**
NF	E25-123
NEN	2370



Technical Data

d	b	d_k	k	n (min.)	P
M1.4	-	2.6	0.84	0.3	0.30
M1.6	25	3	1	0.46	0.35
M2	25	3.8	1.2	0.56	0.40
M2.5	25	4.7	1.5	0.66	0.45
M3	25	5.5	1.65	0.86	0.50
M4	38	8.4	2.7	1.26	0.70
M5	38	9.3	2.7	1.26	0.80
M6	38	11.3	3.3	1.66	1.00
M8	38	15.8	4.65	2.06	1.25
M10	38	18.2	5	2.56	1.50
M12	46	22	6	3	1.75
M16	58	29	8	4	2.00
M20	70	36	10	5	2.50

Article groups

Thread	Driving features	Material	Class	Surface treatment	Code	Page
M	Slotted	St.		Plain	24544	6-58
M	Slotted	St.	4.8	Plain	24545	6-58

FABORY

24544 Slotted countersunk head iso 2009 / Verzonkenkop schroef met zaaggleuf iso 2009 / Vis à métaux à tête fraisée fendue iso 2009 H01A

Thread Metric thread
Material Steel
Surface treatment Plain



d x L	✉	Art.number	d x L	✉	Art.number	d x L	✉	Art.number
M1,4X3*	100	24544.014.003				M1,6X8*	100	24544.016.008
M1,4X5*	100	24544.014.005	M1,6X3*	100	24544.016.003	M1,6X10*	100	24544.016.010
M1,4X6*	100	24544.014.006	M1,6X4*	100	24544.016.004	M1,6X12*	100	24544.016.012
M1,4X8*	100	24544.014.008	M1,6X5*	100	24544.016.005	M1,6X16*	100	24544.016.016
M1,4X10*	100	24544.014.010	M1,6X6*	100	24544.016.006			

24545 Slotted countersunk head iso 2009 / Verzonkenkop schroef met zaaggleuf iso 2009 / Vis à métaux à tête fraisée fendue iso 2009 H01A

Thread Metric thread
Material Steel
Class 4.8
Surface treatment Plain



d x L	✉	Art.number	d x L	✉	Art.number	d x L	✉	Art.number
M2X4*	2.000	24545.020.004	M5X20*	1.000	24545.050.020	M10X60*	100	24545.100.060
M2X5*	2.000	24545.020.005	M5X25*	1.000	24545.050.025	M10X70*	100	24545.100.070
M2X6*	2.000	24545.020.006	M5X30*	1.000	24545.050.030	M10X80*	100	24545.100.080
M2X8*	2.000	24545.020.008	M5X35*	500	24545.050.035	M10X90*	100	24545.100.090
M2X10*	2.000	24545.020.010	M5X40*	500	24545.050.040	M10X00*	100	24545.100.100
M2X12*	2.000	24545.020.012	M5X45*	500	24545.050.045			
M2X16*	2.000	24545.020.016	M5X50*	500	24545.050.050	M12X20*	200	24545.120.020
M2X20*	2.000	24545.020.020				M12X25*	200	24545.120.025
			M6X10*	1.000	24545.060.010	M12X30*	200	24545.120.030
M2,5X4*	2.000	24545.025.004	M6X12*	1.000	24545.060.012	M12X35*	100	24545.120.035
M2,5X5*	2.000	24545.025.005	M6X16*	1.000	24545.060.016	M12X40*	100	24545.120.040
M2,5X6*	2.000	24545.025.006	M6X20*	1.000	24545.060.020	M12X45*	100	24545.120.045
M2,5X8*	2.000	24545.025.008	M6X25*	500	24545.060.025	M12X50*	100	24545.120.050
M2,5X10*	2.000	24545.025.010	M6X30*	500	24545.060.030	M12X60*	50	24545.120.060
M2,5X12*	2.000	24545.025.012	M6X35*	500	24545.060.035	M12X70*	50	24545.120.070
M2,5X16*	2.000	24545.025.016	M6X40*	500	24545.060.040	M12X80*	50	24545.120.080
			M6X45*	500	24545.060.045	M12X90*	50	24545.120.090
M3X4*	2.000	24545.030.004	M6X50*	200	24545.060.050			
M3X5*	2.000	24545.030.005	M6X55*	200	24545.060.055	M16X30*	50	24545.160.030
M3X6*	2.000	24545.030.006	M6X60*	200	24545.060.060	M16X35*	50	24545.160.035
M3X8*	2.000	24545.030.008	M6X65*	200	24545.060.065	M16X40*	50	24545.160.040
M3X10*	2.000	24545.030.010	M6X70*	200	24545.060.070	M16X45*	50	24545.160.045
M3X12*	2.000	24545.030.012	M6X80*	200	24545.060.080	M16X50*	50	24545.160.050
M3X16*	2.000	24545.030.016	M6X00*	200	24545.060.100	M16X55*	50	24545.160.055
M3X20*	2.000	24545.030.020				M16X60*	50	24545.160.060
M3X25*	2.000	24545.030.025	M10X16*	200	24545.100.016	M16X70*	25	24545.160.070
M3X30*	2.000	24545.030.030	M10X20*	200	24545.100.020	M16X80*	25	24545.160.080
M3X40*	1.000	24545.030.040	M10X25*	200	24545.100.025			
			M10X30*	200	24545.100.030	M20X40*	25	24545.200.040
M5X6*	2.000	24545.050.006	M10X35*	200	24545.100.035	M20X50*	25	24545.200.050
M5X8*	2.000	24545.050.008	M10X40*	200	24545.100.040	M20X60*	25	24545.200.060
M5X10*	2.000	24545.050.010	M10X45*	100	24545.100.045	M20X70*	25	24545.200.070
M5X12*	1.000	24545.050.012	M10X50*	100	24545.100.050	M20X80*	25	24545.200.080
M5X16*	1.000	24545.050.016	M10X55*	100	24545.100.055			

Slotted raised countersunk head iso 2010

Bolverzonken schroef met zaaggleuf iso 2010 / Vis à métaux à tête fraisée bombée fendue iso 2010

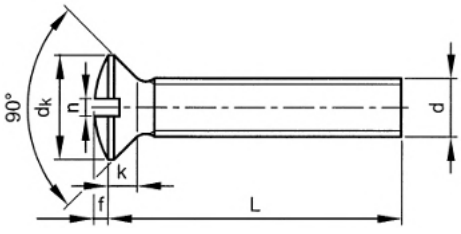

ISO	**2010**
NF	E25-124
NEN	2371



Technical Data

d	d_k	f	k	n	P
M2.5	4.7	0.6	1.5	0.6	0.45
M3	5.5	0.7	1.65	0.8	0.50
M4	8.4	1	2.7	1.2	0.70
M5	9.3	1.2	2.7	1.2	0.80
M6	11.3	1.4	3.3	1.6	1.00
M8	15.8	2	4.65	2	1.25

Article groups

Thread	Driving features	Material	Class	Surface treatment	Code	Page
M	Slotted	St.	4.8	Plain	24575	6-59
M	Slotted	Nickel.P.brass			48575	6-59

24575 Slotted raised countersunk head iso 2010 / Bolverzonken schroef met zaaggleuf iso 2010 / Vis à métaux à tête fraisée bombée fendue iso 2010 — H01A

Thread Metric thread
Material Steel
Class 4.8
Surface treatment Plain



d x L	✉	Art.number	d x L	✉	Art.number	d x L	✉	Art.number
M2,5X6*	2.000	24575.025.006	M4X10*	2.000	24575.040.010			
M2,5X8*	2.000	24575.025.008	M4X12*	2.000	24575.040.012	M5X25*	1.000	24575.050.025
			M4X16*	2.000	24575.040.016	M5X30*	1.000	24575.050.030
M4X8*	2.000	24575.040.008	M4X20*	2.000	24575.040.020	M5X35*	500	24575.050.035

48575 Slotted raised countersunk head iso 2010 / Bolverzonken schroef met zaaggleuf iso 2010 / Vis à métaux à tête fraisée bombée fendue iso 2010 — M05A

Thread Metric thread
Material Nickel plated brass



d x L	✉	Art.number	d x L	✉	Art.number	d x L	✉	Art.number
M3X8*	200	48575.030.008	M4X45*	200	48575.040.045			
M3X10*	200	48575.030.010	M4X50*	200	48575.040.050	M6X10*	200	48575.060.010
M3X12*	200	48575.030.012	M4X60*	200	48575.040.060	M6X16*	200	48575.060.016
M3X16*	200	48575.030.016				M6X20*	200	48575.060.020
M3X20*	200	48575.030.020	M5X10*	200	48575.050.010	M6X25*	200	48575.060.025
M3X30*	200	48575.030.030	M5X12*	200	48575.050.012	M6X30*	200	48575.060.030
			M5X16*	200	48575.050.016	M6X35*	200	48575.060.035
M4X8*	200	48575.040.008	M5X20*	200	48575.050.020	M6X40*	200	48575.060.040
M4X12*	200	48575.040.012	M5X25*	200	48575.050.025	M6X50*	200	48575.060.050
M4X16*	200	48575.040.016	M5X30*	200	48575.050.030	M6X60*	100	48575.060.060
M4X20*	200	48575.040.020	M5X35*	200	48575.050.035	M6X80*	100	48575.060.080
M4X25*	200	48575.040.025	M5X40*	200	48575.050.040			
M4X30*	200	48575.040.030	M5X50*	200	48575.050.050	M8X20*	100	48575.080.020
M4X35*	200	48575.040.035	M5X60*	200	48575.050.060	M8X25*	100	48575.080.025
M4X40*	200	48575.040.040	M5X70*	200	48575.050.070			

FABORY

Cross recessed raised cheese head iso 7045

Bolcilinderkop schroef met kruisgleuf iso 7045 / Vis à métaux à tête cylindrique bombée large à empreinte cruciforme iso 7045

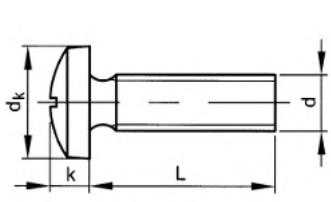

PHILLIPS (H) ISO 7045

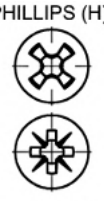

Pozidriv (Z)



Technical Data

d	b	d_k	k	No. cross recess	P
M3	25	5.6	2.4	1	0.50
M4	38	8	3.1	2	0.70
M5	38	9.5	3.7	2	0.80
M6	38	12	4.6	3	1.00
M8	38	16	6	4	1.25

6

Article groups

Thread	Driving features	Material	Class	Surface treatment	Code	Page
M	Phillips	St.	4.8	Plain	24655	6-60
M	Phillips	St.	4.8	ZP 8 TLP	24657	6-60

24655 Cross recessed raised cheese head iso 7045 / Bolcilinderkop schroef met kruisgleuf iso 7045 / Vis à métaux à tête cylindrique bombée large à empreinte cruciforme iso 7045 H05A

Thread Metric thread
Material Steel
Class 4.8
Surface treatment Plain



d x L	✉	Art.number	d x L	✉	Art.number	d x L	✉	Art.number
M3X5*	2.000	24655.030.005	M4X12*	2.000	24655.040.012	M5X25*	1.000	24655.050.025
M3X6*	2.000	24655.030.006	M4X16*	2.000	24655.040.016			
M3X8*	2.000	24655.030.008	M4X20*	2.000	24655.040.020	M6X12*	1.000	24655.060.012
M3X10*	2.000	24655.030.010	M4X25*	1.000	24655.040.025	M6X16*	1.000	24655.060.016
M3X12*	2.000	24655.030.012	M4X30*	1.000	24655.040.030	M6X20*	1.000	24655.060.020
M3X16*	2.000	24655.030.016				M6X25*	500	24655.060.025
M3X20*	2.000	24655.030.020	M5X8*	2.000	24655.050.008	M6X40*	500	24655.060.040
			M5X10*	2.000	24655.050.010			
M4X6*	2.000	24655.040.006	M5X12*	1.000	24655.050.012	M8X16*	500	24655.080.016
M4X8*	2.000	24655.040.008	M5X16*	1.000	24655.050.016	M8X25*	200	24655.080.025
M4X10*	2.000	24655.040.010	M5X20*	1.000	24655.050.020			

24657 Cross recessed raised cheese head iso 7045 / Bolcilinderkop schroef met kruisgleuf iso 7045 / Vis à métaux à tête cylindrique bombée large à empreinte cruciforme iso 7045 H05A

Thread Metric thread
Material Steel
Class 4.8
Surface treatment Zinc plated min. 8 microns, with thick layer Cr(III) passivation



d x L	✉	Art.number	d x L	✉	Art.number	d x L	✉	Art.number
M3X6*	2.000	24657.030.006	M4X16*	2.000	24657.040.016	M5X12*	1.000	24657.050.012
M3X8*	2.000	24657.030.008	M4X20*	2.000	24657.040.020	M5X16*	1.000	24657.050.016
M3X12*	2.000	24657.030.012	M4X25*	1.000	24657.040.025	M5X20*	1.000	24657.050.020
M3X16*	2.000	24657.030.016	M4X30*	1.000	24657.040.030			
						M6X10*	1.000	24657.060.010
M4X8*	2.000	24657.040.008	M5X8*	2.000	24657.050.008	M6X12*	1.000	24657.060.012
M4X10*	2.000	24657.040.010	M5X10*	2.000	24657.050.010	M6X25*	500	24657.060.025
M4X12*	2.000	24657.040.012						

Cross recessed countersunk head iso 7046

Verzonkenkop schroef met kruisgleuf iso 7046 / Vis à métaux à tête fraisée à empreinte cruciforme iso 7046

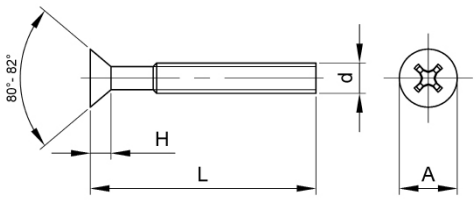

ISO **7046-1**
NF E25-119-1



Technical Data

d	b	d_k	k	No. cross recess	P
M2.5	25	4.7	1.5	1	0.45
M3	25	5.5	1.65	1	0.50
M4	38	8.4	2.7	2	0.70
M5	38	9.3	2.7	2	0.80
M6	38	11.3	3.3	3	1.00
M8	38	15.8	4.65	4	1.25

24678 **Cross recessed countersunk head iso 7046 / Verzonkenkop schroef met kruisgleuf iso 7046 / Vis à métaux à tête fraisée à empreinte cruciforme iso 7046** **H05A**

Thread Metric thread
Material Steel
Class 4.8
Surface treatment Plain



d x L	✉	Art.number	d x L	✉	Art.number	d x L	✉	Art.number
M2,5X6*	2.000	24678.025.006	M3X20*	2.000	24678.030.020	M5X40*	500	24678.050.040
M2,5X8*	2.000	24678.025.008	M3X25*	2.000	24678.030.025			
						M6X10*	1.000	24678.060.010
M3X5*	2.000	24678.030.005	M5X8*	2.000	24678.050.008	M6X12*	1.000	24678.060.012
M3X6*	2.000	24678.030.006	M5X10*	2.000	24678.050.010	M6X16*	1.000	24678.060.016
M3X8*	2.000	24678.030.008	M5X12*	1.000	24678.050.012	M6X20*	1.000	24678.060.020
M3X10*	2.000	24678.030.010	M5X16*	1.000	24678.050.016	M6X25*	500	24678.060.025
M3X12*	2.000	24678.030.012	M5X20*	1.000	24678.050.020	M6X30*	200	24678.060.030
M3X16*	2.000	24678.030.016	M5X25*	1.000	24678.050.025	M6X35*	500	24678.060.035

FABORY

Hexalobular cheese head din 7985

Bolcilinderkop schroef met T-ster din 7985 / Vis à tête cylindrique torx DIN 7985

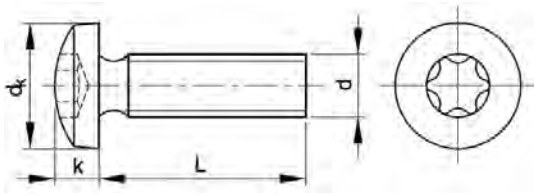

DIN **7985**
ISO 7045



Technical Data

d	b	d_k	k	P	Socket
M1.6	15	3.2	1.3	0.35	T5
M2	16	4	1.6	0.40	T6
M2.5	18	5	2	0.45	T8
M3	19	6	2.4	0.50	T10
M3.5	20	7	2.7	0.60	T15
M4	22	8	3.1	0.70	T20
M5	25	10	3.8	0.80	T25
M6	28	12	4.6	1.00	T30
M8	34	16	6	1.25	T40

6

Article groups

Thread	Driving features	Material	Class	Surface treatment	Code	Page
M	Hexalobular	St.	4.8	ZPL	24663	6-62
M	Hexalobular	St.		ZPL BLCK	24813	6-63
M	Hexalobular	St.st. A4	80		53343	6-63

24663 **Hexalobular cheese head din 7985 / Bolcilinderkop schroef met T-ster din 7985 / Vis à tête cylindrique torx DIN 7985** **H05A**

Thread Metric thread
Material Steel
Class 4.8
Surface treatment Zinc plated

DIN 7985-TX
ISO 7045-TX

RoHS



d x L	✉	Art.number	d x L	✉	Art.number	d x L	✉	Art.number
M1,6X3*	1.000	24663.016.003	M3X14*	1.000	24663.030.014	M5X10*	200	24663.050.010
M1,6X4*	1.000	24663.016.004	M3X16*	2.000	24663.030.016	M5X12*	1.000	24663.050.012
M1,6X5*	1.000	24663.016.005	M3X20*	2.000	24663.030.020	M5X14*	1.000	24663.050.014
M1,6X6*	1.000	24663.016.006	M3X25*	200	24663.030.025	M5X16*	1.000	24663.050.016
M1,6X8*	1.000	24663.016.008	M3X30*	1.000	24663.030.030	M5X18*	1.000	24663.050.018
			M3X35*	1.000	24663.030.035	M5X20*	1.000	24663.050.020
M2X4*	2.000	24663.020.004	M3X40*	200	24663.030.040	M5X25*	200	24663.050.025
M2X5*	1.000	24663.020.005	M3X45*	500	24663.030.045	M5X30*	200	24663.050.030
M2X6*	2.000	24663.020.006	M3X50*	500	24663.030.050	M5X35*	500	24663.050.035
M2X8*	2.000	24663.020.008				M5X40*	250	24663.050.040
M2X10*	2.000	24663.020.010	M3,5X6*	1.000	24663.035.006	M5X45*	250	24663.050.045
M2X12*	2.000	24663.020.012				M5X50*	250	24663.050.050
M2X16*	2.000	24663.020.016	M4X5*	200	24663.040.005			
			M4X6*	2.000	24663.040.006	M6X8	500	24663.060.008
M2,5X4*	2.000	24663.025.004	M4X8*	2.000	24663.040.008	M6X10*	1.000	24663.060.010
M2,5X5*	2.000	24663.025.005	M4X10*	2.000	24663.040.010	M6X12*	1.000	24663.060.012
M2,5X6*	2.000	24663.025.006	M4X12*	2.000	24663.040.012	M6X16*	1.000	24663.060.016
M2,5X8*	2.000	24663.025.008	M4X14*	1.000	24663.040.014	M6X20*	1.000	24663.060.020
M2,5X10*	2.000	24663.025.010	M4X16*	200	24663.040.016	M6X25*	200	24663.060.025
M2,5X12*	2.000	24663.025.012	M4X20*	2.000	24663.040.020	M6X30*	200	24663.060.030
M2,5X16*	2.000	24663.025.016	M4X25*	200	24663.040.025	M6X35*	250	24663.060.035
M2,5X20*	2.000	24663.025.020	M4X30*	200	24663.040.030	M6X40*	250	24663.060.040
M2,5X25*	2.000	24663.025.025	M4X32*	1.000	24663.040.032	M6X45*	250	24663.060.045
			M4X35*	1.000	24663.040.035	M6X50*	250	24663.060.050
M3X4*	2.000	24663.030.004	M4X40*	500	24663.040.040			
M3X5*	200	24663.030.005	M4X45*	500	24663.040.045	M8X12*	250	24663.080.012
M3X6*	200	24663.030.006	M4X50*	250	24663.040.050	M8X16*	250	24663.080.016
M3X8*	200	24663.030.008				M8X20*	250	24663.080.020
M3X10*	2.000	24663.030.010	M5X6*	2.000	24663.050.006	M8X25*	250	24663.080.025
M3X12*	2.000	24663.030.012	M5X8*	200	24663.050.008	M8X30*	250	24663.080.030

24813 Hexalobular cheese head din 7985 / Bolcilinderkop schroef met T-ster din 7985 / Vis à tête cylindrique torx DIN 7985 H07A

Thread Metric thread DIN 7985-TX
Material Steel ISO 7045-TX
Surface treatment Zinc plated black passivated



d x L	✉	Art.number	d x L	✉	Art.number	d x L	✉	Art.number
M1,6X3*	1.000	24813.016.003	M3X16*	1.000	24813.030.016	M5X10*	1.000	24813.050.010
M1,6X4*	1.000	24813.016.004	M3X20*	1.000	24813.030.020	M5X12*	1.000	24813.050.012
M1,6X5*	1.000	24813.016.005	M3X25*	1.000	24813.030.025	M5X14*	1.000	24813.050.014
M1,6X6*	1.000	24813.016.006	M3X30*	1.000	24813.030.030	M5X16*	1.000	24813.050.016
M1,6X8*	1.000	24813.016.008	M3X35*	1.000	24813.030.035	M5X18*	500	24813.050.018
			M3X40*	500	24813.030.040	M5X20*	500	24813.050.020
M2X4*	1.000	24813.020.004	M3X45*	500	24813.030.045	M5X25*	500	24813.050.025
M2X5*	1.000	24813.020.005	M3X50*	500	24813.030.050	M5X35*	500	24813.050.035
M2X8*	1.000	24813.020.008				M5X40*	250	24813.050.040
M2X10*	1.000	24813.020.010	M3,5X6*	1.000	24813.035.006	M5X45*	250	24813.050.045
M2X12*	1.000	24813.020.012				M5X50*	250	24813.050.050
M2X16*	1.000	24813.020.016	M4X5*	1.000	24813.040.005			
			M4X6*	1.000	24813.040.006	M6X8*	500	24813.060.008
M2,5X4*	1.000	24813.025.004	M4X8*	1.000	24813.040.008	M6X10*	500	24813.060.010
M2,5X5*	1.000	24813.025.005	M4X10	1.000	24813.040.010	M6X12*	500	24813.060.012
M2,5X6*	1.000	24813.025.006	M4X12*	1.000	24813.040.012	M6X16*	500	24813.060.016
M2,5X8*	1.000	24813.025.008	M4X14*	1.000	24813.040.014	M6X20*	500	24813.060.020
M2,5X10	1.000	24813.025.010	M4X16*	1.000	24813.040.016	M6X25*	250	24813.060.025
M2,5X12*	1.000	24813.025.012	M4X20*	1.000	24813.040.020	M6X30*	250	24813.060.030
M2,5X20*	1.000	24813.025.020	M4X25*	1.000	24813.040.025	M6X35*	250	24813.060.035
M2,5X25*	1.000	24813.025.025	M4X30*	500	24813.040.030	M6X40*	250	24813.060.040
			M4X35*	500	24813.040.035	M6X45*	250	24813.060.045
M3X4*	1.000	24813.030.004	M4X40*	500	24813.040.040	M6X50*	250	24813.060.050
M3X5*	1.000	24813.030.005	M4X45*	500	24813.040.045			
M3X6*	1.000	24813.030.006	M4X50*	250	24813.040.050	M8X12*	250	24813.080.012
M3X8*	1.000	24813.030.008				M8X16*	250	24813.080.016
M3X10*	1.000	24813.030.010	M5X6*	1.000	24813.050.006	M8X20*	250	24813.080.020
M3X12*	1.000	24813.030.012	M5X8*	1.000	24813.050.008	M8X30*	250	24813.080.030
M3X14*	1.000	24813.030.014						

53343 Hexalobular cheese head din 7985 / Bolcilinderkop schroef met T-ster din 7985 / Vis à tête cylindrique torx DIN 7985 R11A

Thread Metric thread
Material Stainless steel A4
Class 80



d x L	✉	Art.number	d x L	✉	Art.number	d x L	✉	Art.number
M3X6*	1.000	53343.030.006	M4X12*	1.000	53343.040.012	M5X25*	500	53343.050.025
M3X8*	1.000	53343.030.008	M4X16*	1.000	53343.040.016	M5X30*	500	53343.050.030
M3X10*	1.000	53343.030.010	M4X20*	1.000	53343.040.020			
M3X12*	1.000	53343.030.012	M4X25*	1.000	53343.040.025	M6X8*	1.000	53343.060.008
M3X16*	1.000	53343.030.016				M6X10*	1.000	53343.060.010
M3X20*	1.000	53343.030.020	M5X6*	1.000	53343.050.006	M6X12*	1.000	53343.060.012
			M5X8*	1.000	53343.050.008	M6X16*	1.000	53343.060.016
M4X5*	1.000	53343.040.005	M5X10*	1.000	53343.050.010	M6X20*	500	53343.060.020
M4X6*	1.000	53343.040.006	M5X12*	1.000	53343.050.012	M6X25*	500	53343.060.025
M4X8*	1.000	53343.040.008	M5X16*	1.000	53343.050.016	M6X30*	500	53343.060.030
M4X10*	1.000	53343.040.010	M5X20*	1.000	53343.050.020			

6

FABORY

Slotted mushroom head

Laag bolkop schroef / Tête ronde large

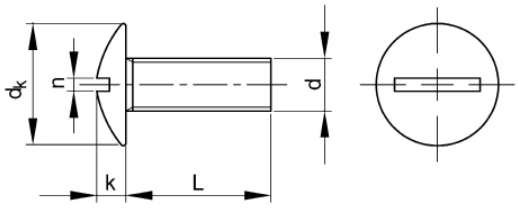



Technical Data

d	d_k	k	n
M6	16	3.5	2.31
M8	20	4.5	2.31

6

24865 Slotted mushroom head / Laag bolkop schroef / Tête ronde large **H01A**

Thread Metric thread
Material Steel
Surface treatment Zinc plated



d x L	✉	Art.number	d x L	✉	Art.number	d x L	✉	Art.number
M6X10	500	24865.060.010	M6X45*	200	24865.060.045	M8X35*	200	24865.080.035
M6X16*	500	24865.060.016	M6X50*	200	24865.060.050	M8X40*	200	24865.080.040
M6X20	500	24865.060.020				M8X45*	200	24865.080.045
M6X25*	500	24865.060.025	M8X16*	200	24865.080.016	M8X50*	200	24865.080.050
M6X30*	500	24865.060.030	M8X20*	200	24865.080.020	M8X55*	200	24865.080.055
M6X35*	200	24865.060.035	M8X25*	200	24865.080.025	M8X60*	200	24865.080.060
M6X40*	200	24865.060.040	M8X30*	200	24865.080.030			

Countersunk slotted screw with nut din 7969

Verzonkenkop schroef met zaaggleuf with nut din 7969 / Vis à tête fraisée, fendue avec écrou hexagonal din 7969

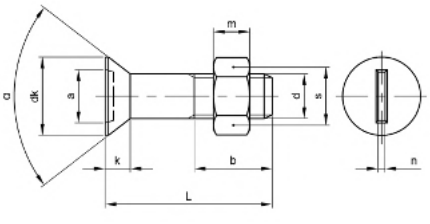

DIN 7969

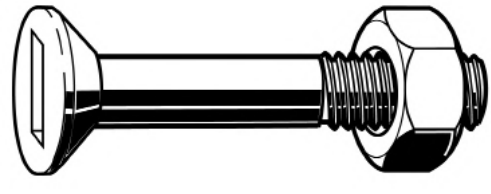

Technical Data

d	a	a (min.)	d_k	k	m	n	P	s
M12	75°	13.7	21	7	10.8	3	1.75	18
M16	75°	18.6	28	9	14.8	3	2.00	24
M20	60°	21.4	32	11.5	18	3.5	2.50	30
M24	60°	25.6	38	13	21.5	3.5	3.00	36

Article groups

Thread	Driving features	Material	Class	Surface treatment	Code	Page
M	Slotted	St.	4.6	ZPL	08215	6-65
M	Slotted	St.	4.6	HDG	08415	6-65

08215 **Countersunk slotted screw with nut din 7969 / Verzonkenkop schroef met zaaggleuf with nut din 7969 / Vis à tête fraisée, fendue avec écrou hexagonal din 7969** **E03A**

Thread	Metric thread
Material	Steel
Class	4.6
Surface treatment	Zinc plated



d x L	✉	Art.number	d x L	✉	Art.number	d x L	✉	Art.number
M12X30*	100	08215.120.030	M16X55*	50	08215.160.055	M20X65*	25	08215.200.065
M12X35*	100	08215.120.035	M16X60*	50	08215.160.060	M20X70*	25	08215.200.070
M12X40*	100	08215.120.040	M16X65*	25	08215.160.065	M20X75*	25	08215.200.075
M12X45*	100	08215.120.045	M16X70*	25	08215.160.070	M20X80*	25	08215.200.080
M12X50*	100	08215.120.050	M16X75*	25	08215.160.075	M20X90*	25	08215.200.090
M12X55*	100	08215.120.055	M16X80*	25	08215.160.080	M20X100*	25	08215.200.100
M12X60*	100	08215.120.060	M16X90*	25	08215.160.090			
M12X65*	50	08215.120.065	M16X100*	25	08215.160.100	M24X60*	25	08215.240.060
M12X70*	50	08215.120.070	M16X140*	25	08215.160.140	M24X70*	25	08215.240.070
M12X80*	50	08215.120.080				M24X80*	25	08215.240.080
			M20X45*	25	08215.200.045	M24X90*	10	08215.240.090
M16X35*	50	08215.160.035	M20X50*	25	08215.200.050	M24X100*	10	08215.240.100
M16X40*	50	08215.160.040	M20X55*	25	08215.200.055	M24X110*	10	08215.240.110
M16X45*	50	08215.160.045	M20X60*	25	08215.200.060	M24X120*	10	08215.240.120
M16X50*	50	08215.160.050						

08415 **Countersunk slotted screw with nut din 7969 / Verzonkenkop schroef met zaaggleuf with nut din 7969 / Vis à tête fraisée, fendue avec écrou hexagonal din 7969** **E08A**

Thread	Metric thread
Material	Steel
Class	4.6
Surface treatment	Hot dip galvanized



d x L	✉	Art.number	d x L	✉	Art.number	d x L	✉	Art.number
M12X35*	100	08415.120.035				M16X50*	50	08415.160.050
M12X40*	100	08415.120.040	M16X45*	50	08415.160.045			

Slotted round head screw BSW

Bolkopschroef met zaaggleuf BSW / Vis à tête ronde fendue BSW

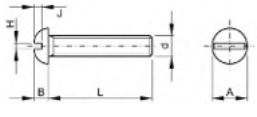

BS **≈450 (1958)**
NEN ≈1779 (1960)

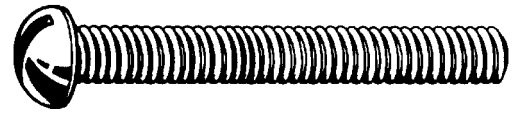

Technical Data

d	d_k	k	n	Threads per inch
1/8	5.5	2.1	0.8	40
5/32	7	2.7	0.9	32
3/16	8.3	3.2	1.1	24
1/4	11	4.3	1.3	20
5/16	13.5	5.4	1.5	18
3/8	16.5	6.5	1.8	16

- Whitworth thread (BSW) is not internationally recommended.
- It is advised to use metric (M) thread.
- Lengths over 2 inch are partially threaded, min. thread length is 1.3/4 inch.

Article groups

Thread	Driving features	Material	Class	Surface treatment	Code	Page
BSW	Slotted	St.	4.8	Plain	24210	6-66
BSW	Slotted	Br. CU2			48210	6-66

24210 **Slotted round head screw BSW / Bolkopschroef met zaaggleuf BSW / Vis à tête ronde fendue BSW** **X07A**

Thread	British Standard Whitworth
Material	Steel
Class	4.8
Surface treatment	Plain



d x L	✉	Art.number	d x L	✉	Art.number	d x L	✉	Art.number
1/8X3/8	100	24210.031.009	3/16X3/8	100	24210.047.009	1/4X1 Inch	100	24210.063.025
1/8X1/2	100	24210.031.012	3/16X1/2	100	24210.047.012	1/4X1.1/4	100	24210.063.031
1/8X5/8	100	24210.031.015	3/16X5/8	100	24210.047.015	1/4X1.1/2	100	24210.063.038
1/8X1.1/4	100	24210.031.031	3/16X3/4	100	24210.047.019	1/4X2 Inch	100	24210.063.050
1/8X1.1/2	100	24210.031.038	3/16X1 Inch	100	24210.047.025	1/4X2.1/2	100	24210.063.063
			3/16X1.1/4	100	24210.047.031	1/4X3 Inch	100	24210.063.076
5/32X1/2	100	24210.039.012	3/16X2 Inch	100	24210.047.050			
5/32X5/8	100	24210.039.015				5/16X5/8	100	24210.079.015
5/32X3/4	100	24210.039.019	1/4X3/8	100	24210.063.009	5/16X1.1/4	100	24210.079.031
5/32X1 Inch	100	24210.039.025	1/4X1/2	100	24210.063.012	5/16X1.1/2	100	24210.079.038
5/32X1.1/2	100	24210.039.038	1/4X5/8	100	24210.063.015	5/16X2 Inch	50	24210.079.050
			1/4X3/4	100	24210.063.019	5/16X2.1/2	50	24210.079.063

48210 **Slotted round head screw BSW / Bolkopschroef met zaaggleuf BSW / Vis à tête ronde fendue BSW** **X07A**

Thread	British Standard Whitworth
Material	Brass Cu2



d x L	✉	Art.number	d x L	✉	Art.number	d x L	✉	Art.number
1/8X1 Inch	100	48210.031.025	3/16X3/8	100	48210.047.009	1/4X5/8	100	48210.063.015
1/8X1.1/4	144	48210.031.031	3/16X5/8	100	48210.047.015	1/4X1.1/4	100	48210.063.031
			3/16X2 Inch	100	48210.047.050			
5/32X1/2	100	48210.039.012				5/16X1.1/4	50	48210.079.031
5/32X1 Inch	100	48210.039.025	1/4X3/8	100	48210.063.009			
			1/4X1/2	100	48210.063.012	3/8X1.1/2	50	48210.096.038

Slotted countersunk head screw BSW

Verzonken schroef met zaaggleuf BSW / Vis à tête fraisée fendue BSW

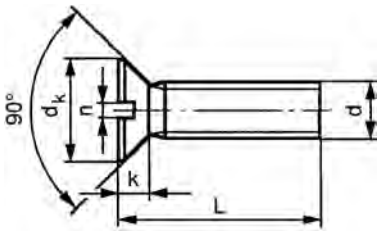

BS	**≈450 (1958)**
NEN	≈1780 (1960)



Technical Data

d	d_k	k	n	Threads per inch
1/8	5.5	1.4	0.8	40
5/32	7	1.8	0.9	32
3/16	8.3	2.2	1.1	24
1/4	11	2.8	1.3	20
5/16	13.5	3.4	1.5	18
3/8	16.5	4.2	1.8	16

- Whitworth thread (BSW) is not internationally recommended.
- It is advised to use metric (M) thread.

Article groups

Thread	Driving features	Material	Class	Surface treatment	Code	Page
BSW	Slotted	St.	4.8	Plain	24220	6-67
BSW	Slotted	Br. CU2			48220	6-67

24220 **Slotted countersunk head screw BSW / Verzonken schroef met zaaggleuf BSW / Vis à tête fraisée fendue BSW** **X07A**

Thread	British Standard Whitworth
Material	Steel
Class	4.8
Surface treatment	Plain



d x L	✉	Art.number	d x L	✉	Art.number	d x L	✉	Art.number
5/32X1/2	100	24220.039.012						
5/32X1.1/2	100	24220.039.038	1/4X3/8	100	24220.063.009	5/16X5/8	100	24220.079.015
			1/4X1/2	100	24220.063.012	5/16X1 Inch	100	24220.079.025
3/16X1/2	100	24220.047.012	1/4X3/4	100	24220.063.019	5/16X1.3/4	50	24220.079.044
3/16X1 Inch	100	24220.047.025	1/4X1 Inch	100	24220.063.025			
3/16X1.1/4	100	24220.047.031	1/4X1.1/2	100	24220.063.038	3/8X2.1/2	50	24220.096.063
3/16X1.1/2	100	24220.047.038	1/4X3 Inch	100	24220.063.076			

48220 **Slotted countersunk head screw BSW / Verzonken schroef met zaaggleuf BSW / Vis à tête fraisée fendue BSW** **X07A**

Thread	British Standard Whitworth
Material	Brass Cu2



d x L	✉	Art.number	d x L	✉	Art.number	d x L	✉	Art.number
1/8X1/2	100	48220.031.012	3/16X1 Inch	100	48220.047.025	1/4X1 Inch	100	48220.063.025
			3/16X1.1/4	100	48220.047.031	1/4X2 Inch	100	48220.063.050
5/32X3/8	100	48220.039.009	3/16X1.1/2	100	48220.047.038			
5/32X3/4	100	48220.039.019				5/16X3/4	100	48220.079.019
5/32X1 Inch	100	48220.039.025	1/4X3/8	100	48220.063.009	5/16X1 Inch	100	48220.079.025
			1/4X1/2	100	48220.063.012			
3/16X1/2	100	48220.047.012	1/4X5/8	100	48220.063.015	3/8X3/4	50	48220.096.019
3/16X5/8	100	48220.047.015	1/4X3/4	100	48220.063.019			

Machine screw flat countersunk UNC asme B18.6.3

Verzonkenkop schroef met kruisgleuf UNC ASME B18.6.3 / Vis à métaux Tête fraisée plate UNC asme B18.6.3

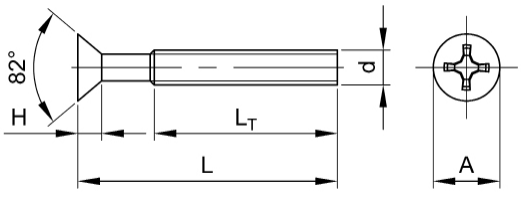

ASME **B18.6.3**



Technical Data

d	A (max.)	Driver size	H (max.)	Threads per inch
No.2	0.162	1	0.051	56
No.4	0.212	1	0.067	40
No.6	0.262	2	0.083	32
No.8	0.312	2	0.1	32
No.10	0.362	2	0.116	24
No.12	0.412	3	0.132	24
1/4	0.477	3	0.153	20
3/8	0.717	4	0.23	16
5/16	0.597	3	0.191	18

Article groups

Thread	Driving features	Material	Surface treatment	Code	Page
UNC	Phillips	Low carbon steel	ZPL	U24670	6-68
UNC	Phillips	Br.		U48300	6-68
UNC	Phillips	St.st. A2 (AISI 304/18-8)		U51300	6-68

U24670 Machine screw flat countersunk UNC asme B18.6.3 / Verzonkenkop schroef met kruisgleuf UNC ASME B18.6.3 / Vis à métaux Tête fraisée plate UNC asme B18.6.3 X01A

Thread Unified National Coarse
Material Low carbon steel
Surface treatment Zinc plated



d - TPI x L	✉	Art.number	d - TPI x L	✉	Art.number	d - TPI x L	✉	Art.number
#4-40X1/4*	100	U24670.011.0025	#8-32X2.*	100	U24670.016.0200	1/4-20X1/2*	100	U24670.025.0050
#4-40X3/8*	100	U24670.011.0037	#8-32X2.1/2*	100	U24670.016.0250	1/4-20X5/8*	100	U24670.025.0062
#4-40X1/2*	100	U24670.011.0050	#8-32X3.*	100	U24670.016.0300	1/4-20X3/4*	100	U24670.025.0075
#4-40X3/4*	100	U24670.011.0075				1/4-20X1.*	100	U24670.025.0100
#4-40X1.*	100	U24670.011.0100	#10-24X3/8*	100	U24670.019.0037	1/4-20X1.1/4*	100	U24670.025.0125
#4-40X1.1/2*	100	U24670.011.0150	#10-24X1/2*	100	U24670.019.0050	1/4-20X1.1/2*	100	U24670.025.0150
			#10-24X5/8*	100	U24670.019.0062	1/4-20X2.*	100	U24670.025.0200
#6-32X1/4*	100	U24670.013.0025	#10-24X3/4*	100	U24670.019.0075	1/4-20X2.1/2*	100	U24670.025.0250
#6-32X3/8*	100	U24670.013.0037	#10-24X1.*	100	U24670.019.0100	1/4-20X3.*	100	U24670.025.0300
#6-32X1/2*	100	U24670.013.0050	#10-24X1.1/4*	100	U24670.019.0125	1/4-20X3.1/2*	100	U24670.025.0350
#6-32X5/8*	100	U24670.013.0062	#10-24X1.1/2*	100	U24670.019.0150	1/4-20X4.*	100	U24670.025.0400
#6-32X3/4*	100	U24670.013.0075	#10-24X2.*	100	U24670.019.0200			
#6-32X1.*	100	U24670.013.0100	#10-24X2.1/2*	100	U24670.019.0250	5/16-18X3/4*	100	U24670.031.0075
#6-32X1.1/4*	100	U24670.013.0125	#10-24X3.*	100	U24670.019.0300	5/16-18X1.*	100	U24670.031.0100
#6-32X1.1/2*	100	U24670.013.0150	#10-24X4.*	100	U24670.019.0400	5/16-18X1.1/4*	100	U24670.031.0125
#6-32X2.*	100	U24670.013.0200				5/16-18X1.1/2*	100	U24670.031.0150
			#12-24X3/8*	100	U24670.021.0037	5/16-18X2.*	100	U24670.031.0200
#8-32X1/4*	100	U24670.016.0025	#12-24X1/2*	100	U24670.021.0050	5/16-18X2.1/2*	100	U24670.031.0250
#8-32X3/8*	100	U24670.016.0037	#12-24X3/4*	100	U24670.021.0075	5/16-18X3.*	100	U24670.031.0300
#8-32X5/8*	100	U24670.016.0062	#12-24X1.*	100	U24670.021.0100			
#8-32X3/4*	100	U24670.016.0075	#12-24X1.1/4*	100	U24670.021.0125	3/8-16X1.*	100	U24670.037.0100
#8-32X1.*	100	U24670.016.0100	#12-24X1.1/2*	100	U24670.021.0150	3/8-16X1.1/2*	100	U24670.037.0150
#8-32X1.1/4*	100	U24670.016.0125				3/8-16X3.*	50	U24670.037.0300
#8-32X1.1/2*	100	U24670.016.0150	1/4-20X3/8*	100	U24670.025.0037			

U48300 Machine screw flat countersunk UNC asme B18.6.3 / Verzonkenkop schroef met kruisgleuf UNC ASME B18.6.3 / Vis à métaux Tête fraisée plate UNC asme B18.6.3 X01A

Thread Unified National Coarse
Material Brass



d - TPI x L	✉	Art.number	d - TPI x L	✉	Art.number	d - TPI x L	✉	Art.number
#4-40X1/4*	100	U48300.011.0025	#8-32X3/8*	50	U48300.016.0037	#10-24X1.*	50	U48300.019.0100
#4-40X3/8*	100	U48300.011.0037	#8-32X1/2*	50	U48300.016.0050	#10-24X1.1/4*	50	U48300.019.0125
#4-40X1/2*	100	U48300.011.0050	#8-32X5/8*	50	U48300.016.0062	#10-24X1.1/2*	50	U48300.019.0150
			#8-32X3/4*	50	U48300.016.0075	#10-24X2.*	50	U48300.019.0200
#6-32X3/8*	100	U48300.013.0037	#8-32X1.*	50	U48300.016.0100			
#6-32X1/2*	100	U48300.013.0050	#8-32X1.1/4*	50	U48300.016.0125	1/4-20X1/2*	50	U48300.025.0050
#6-32X3/4*	100	U48300.013.0075	#8-32X1.1/2*	50	U48300.016.0150	1/4-20X3/4*	50	U48300.025.0075
#6-32X1.*	100	U48300.013.0100	#8-32X2.*	50	U48300.016.0200	1/4-20X1.*	50	U48300.025.0100
#6-32X1.1/4*	100	U48300.013.0125				1/4-20X1.1/4*	50	U48300.025.0125
#6-32X1.1/2*	100	U48300.013.0150	#10-24X3/8*	50	U48300.019.0037	1/4-20X1.1/2*	50	U48300.025.0150
#6-32X2.*	100	U48300.013.0200	#10-24X1/2*	50	U48300.019.0050	1/4-20X2.*	50	U48300.025.0200
			#10-24X3/4*	50	U48300.019.0075			

U51300 Machine screw flat countersunk UNC asme B18.6.3 / Verzonkenkop schroef met kruisgleuf UNC ASME B18.6.3 / Vis à métaux Tête fraisée plate UNC asme B18.6.3 X15A

Thread Unified National Coarse
Material Stainless steel A2 (AISI 304/18-8)



d - TPI x L	✉	Art.number	d - TPI x L	✉	Art.number	d - TPI x L	✉	Art.number
#2-56X1/8*	100	U51300.008.0012	#4-40X1/4*	100	U51300.011.0025	#6-32X5/16*	100	U51300.013.0031
#2-56X3/16*	100	U51300.008.0018	#4-40X5/16*	100	U51300.011.0031	#6-32X3/8*	100	U51300.013.0037
#2-56X1/4*	100	U51300.008.0025	#4-40X3/8*	100	U51300.011.0037	#6-32X7/16*	100	U51300.013.0043
#2-56X5/16*	100	U51300.008.0031	#4-40X7/16*	100	U51300.011.0043	#6-32X1/2*	100	U51300.013.0050
#2-56X3/8*	100	U51300.008.0037	#4-40X1/2*	100	U51300.011.0050	#6-32X9/16*	100	U51300.013.0056
#2-56X7/16*	100	U51300.008.0043	#4-40X9/16*	100	U51300.011.0056	#6-32X5/8*	100	U51300.013.0062
#2-56X1/2*	100	U51300.008.0050	#4-40X5/8*	100	U51300.011.0062	#6-32X3/4*	100	U51300.013.0075
#2-56X9/16*	100	U51300.008.0056	#4-40X3/4*	100	U51300.011.0075	#6-32X7/8*	100	U51300.013.0087
#2-56X5/8*	100	U51300.008.0062	#4-40X7/8*	100	U51300.011.0087	#6-32X1.*	100	U51300.013.0100
#2-56X3/4*	100	U51300.008.0075	#4-40X1.*	100	U51300.011.0100	#6-32X1.1/4*	100	U51300.013.0125
#2-56X7/8*	100	U51300.008.0087	#4-40X1.1/4*	100	U51300.011.0125	#6-32X1.1/2*	100	U51300.013.0150
#2-56X1.*	100	U51300.008.0100	#4-40X1.1/2*	100	U51300.011.0150	#6-32X1.3/4*	100	U51300.013.0175
						#6-32X2.*	100	U51300.013.0200
#4-40X1/8*	100	U51300.011.0012	#6-32X3/16*	100	U51300.013.0018	#6-32X2.1/2*	100	U51300.013.0250
#4-40X3/16*	100	U51300.011.0018	#6-32X1/4*	100	U51300.013.0025	#6-32X3.*	50	U51300.013.0300

U51300	Machine screw flat countersunk UNC asme B18.6.3 / Verzonkenkop schroef met kruisgleuf UNC ASME B18.6.3 / Vis à métaux Tête fraisée plate UNC asme B18.6.3	←

d - TPI x L	✉	Art.number	d - TPI x L	✉	Art.number	d - TPI x L	✉	Art.number
			#10-24X7/8*	100	U51300.019.0087			
#8-32X1/4*	100	U51300.016.0025	#10-24X1.*	100	U51300.019.0100	5/16-18X1/2*	25	U51300.031.0050
#8-32X5/16*	100	U51300.016.0031	#10-24X1.1/4*	100	U51300.019.0125	5/16-18X5/8*	25	U51300.031.0062
#8-32X3/8*	100	U51300.016.0037	#10-24X1.1/2*	100	U51300.019.0150	5/16-18X3/4*	25	U51300.031.0075
#8-32X7/16*	100	U51300.016.0043	#10-24X1.3/4*	100	U51300.019.0175	5/16-18X1.*	25	U51300.031.0100
#8-32X1/2*	100	U51300.016.0050	#10-24X2.*	50	U51300.019.0200	5/16-18X1.1/4*	25	U51300.031.0125
#8-32X5/8*	100	U51300.016.0062	#10-24X2.1/2*	50	U51300.019.0250	5/16-18X1.1/2*	25	U51300.031.0150
#8-32X3/4*	100	U51300.016.0075	#10-24X3.*	50	U51300.019.0300	5/16-18X1.3/4*	25	U51300.031.0175
#8-32X7/8*	100	U51300.016.0087				5/16-18X2.*	10	U51300.031.0200
#8-32X1.*	100	U51300.016.0100	1/4-20X3/8*	50	U51300.025.0037	5/16-18X2.1/2*	10	U51300.031.0250
#8-32X1.1/4*	100	U51300.016.0125	1/4-20X1/2*	50	U51300.025.0050	5/16-18X3.*	10	U51300.031.0300
#8-32X1.1/2*	100	U51300.016.0150	1/4-20X5/8*	50	U51300.025.0062	5/16-18X3.1/2*	10	U51300.031.0350
#8-32X1.3/4*	100	U51300.016.0175	1/4-20X3/4*	50	U51300.025.0075	5/16-18X4.*	10	U51300.031.0400
#8-32X2.*	100	U51300.016.0200	1/4-20X7/8*	50	U51300.025.0087			
#8-32X2.1/2*	100	U51300.016.0250	1/4-20X1.*	50	U51300.025.0100	3/8-16X3/4*	25	U51300.037.0075
#8-32X2.3/4*	100	U51300.016.0275	1/4-20X1.1/4*	50	U51300.025.0125	3/8-16X1.*	25	U51300.037.0100
#8-32X3.*	50	U51300.016.0300	1/4-20X1.1/2*	50	U51300.025.0150	3/8-16X1.1/4*	25	U51300.037.0125
			1/4-20X1.3/4*	50	U51300.025.0175	3/8-16X1.1/2*	25	U51300.037.0150
#10-24X1/4*	100	U51300.019.0025	1/4-20X2.*	50	U51300.025.0200	3/8-16X1.3/4*	25	U51300.037.0175
#10-24X5/16*	100	U51300.019.0031	1/4-20X2.1/4*	50	U51300.025.0225	3/8-16X2.*	10	U51300.037.0200
#10-24X3/8*	100	U51300.019.0037	1/4-20X2.1/2*	50	U51300.025.0250	3/8-16X2.1/2*	10	U51300.037.0250
#10-24X1/2*	100	U51300.019.0050	1/4-20X3.*	25	U51300.025.0300	3/8-16X3.*	10	U51300.037.0300
#10-24X5/8*	100	U51300.019.0062	1/4-20X3.1/2*	25	U51300.025.0350	3/8-16X3.1/2*	10	U51300.037.0350
#10-24X3/4*	100	U51300.019.0075	1/4-20X4.*	10	U51300.025.0400			

Machine screw flat countersunk slot UNC asme B18.6.3

Verzonkenkop schroef met zaaggleuf UNC ASME B18.6.3 / Vis à métaux Tête fraisée fendue UNC asme B18.6.3

ASME B18.6.3

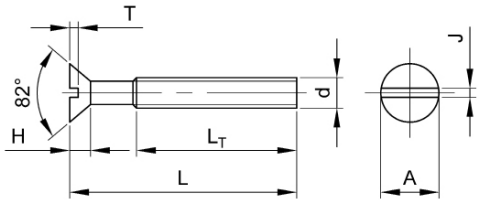



Technical Data

d	A (max.)	H (max.)	J (max.)	T (max.)	Threads per inch
No.2	0.162	0.051	0.031	0.023	56
No.3	0.187	0.059	0.035	0.027	48
No.4	0.212	0.067	0.039	0.03	40
No.5	0.237	0.075	0.043	0.034	40
No.6	0.262	0.083	0.048	0.038	32
No.8	0.312	0.1	0.054	0.045	32
No.10	0.362	0.116	0.067	0.053	24
No.12	0.412	0.132	0.067	0.06	24
1/2	0.815	0.223	0.106	0.103	13
1/4	0.477	0.153	0.075	0.07	20
3/8	0.717	0.23	0.094	0.106	16
5/16	0.597	0.191	0.084	0.088	18

Article groups

Thread	Driving features	Material	Surface treatment	Code	Page
UNC	Slotted	Low carbon steel	ZPL	U24540	6-70
UNC	Slotted	Br.		U48170	6-70
UNC	Slotted	St.st. A2 (AISI 304/18-8)		U51110	6-71

U24540 Machine screw flat countersunk slot UNC asme B18.6.3 / Verzonkenkop schroef met zaaggleuf UNC ASME B18.6.3 / Vis à métaux Tête fraisée fendue UNC asme B18.6.3 X01A

Thread Unified National Coarse
Material Low carbon steel
Surface treatment Zinc plated



d - TPI x L	✉	Art.number	d - TPI x L	✉	Art.number	d - TPI x L	✉	Art.number
#3-48X3/16*	100	U24540.009.0018	#8-32X1.3/4*	100	U24540.016.0175	1/4-20X2.1/2*	100	U24540.025.0250
#3-48X1/4*	100	U24540.009.0025	#8-32X2.*	100	U24540.016.0200	1/4-20X3.*	100	U24540.025.0300
#3-48X3/8*	100	U24540.009.0037	#8-32X2.1/4*	100	U24540.016.0225	1/4-20X3.1/2*	100	U24540.025.0350
#3-48X1/2*	100	U24540.009.0050	#8-32X2.1/2*	100	U24540.016.0250	1/4-20X4.*	100	U24540.025.0400
#3-48X3/4*	100	U24540.009.0075	#8-32X3.*	100	U24540.016.0300	1/4-20X4.1/2*	100	U24540.025.0450
			#8-32X4.*	100	U24540.016.0400	1/4-20X5.*	100	U24540.025.0500
#4-40X1/4*	100	U24540.011.0025				1/4-20X6.*	100	U24540.025.0600
#4-40X5/16*	100	U24540.011.0031	#10-24X1/4*	100	U24540.019.0025			
#4-40X3/8*	100	U24540.011.0037	#10-24X3/8*	100	U24540.019.0037	5/16-18X1/2*	100	U24540.031.0050
#4-40X1/2*	100	U24540.011.0050	#10-24X1/2*	100	U24540.019.0050	5/16-18X5/8*	100	U24540.031.0062
#4-40X5/8*	100	U24540.011.0062	#10-24X5/8*	100	U24540.019.0062	5/16-18X3/4*	100	U24540.031.0075
#4-40X3/4*	100	U24540.011.0075	#10-24X3/4*	100	U24540.019.0075	5/16-18X7/8*	100	U24540.031.0087
#4-40X1.*	100	U24540.011.0100	#10-24X7/8*	100	U24540.019.0087	5/16-18X1.*	100	U24540.031.0100
#4-40X1.1/2*	100	U24540.011.0150	#10-24X1.*	100	U24540.019.0100	5/16-18X1.1/4*	100	U24540.031.0125
			#10-24X1.1/4*	100	U24540.019.0125	5/16-18X1.1/2*	100	U24540.031.0150
#5-40X1/4*	100	U24540.012.0025	#10-24X1.1/2*	100	U24540.019.0150	5/16-18X1.3/4*	100	U24540.031.0175
#5-40X1/2*	100	U24540.012.0050	#10-24X1.3/4*	100	U24540.019.0175	5/16-18X2.*	100	U24540.031.0200
#5-40X5/8*	100	U24540.012.0062	#10-24X2.*	100	U24540.019.0200	5/16-18X2.1/4*	100	U24540.031.0225
#5-40X1.1/4*	100	U24540.012.0125	#10-24X2.1/2*	100	U24540.019.0250	5/16-18X2.1/2*	100	U24540.031.0250
#5-40X2.*	100	U24540.012.0200	#10-24X3.*	100	U24540.019.0300	5/16-18X3.*	100	U24540.031.0300
			#10-24X3.1/2*	100	U24540.019.0350	5/16-18X3.1/2*	100	U24540.031.0350
#6-32X1/4*	100	U24540.013.0025	#10-24X4.*	100	U24540.019.0400	5/16-18X4.*	50	U24540.031.0400
#6-32X5/16*	100	U24540.013.0031	#10-24X5.*	100	U24540.019.0500	5/16-18X4.1/2*	50	U24540.031.0450
#6-32X3/8*	100	U24540.013.0037	#10-24X6.*	100	U24540.019.0600	5/16-18X5.*	50	U24540.031.0500
#6-32X7/16*	100	U24540.013.0043				5/16-18X6.*	50	U24540.031.0600
#6-32X1/2*	100	U24540.013.0050	#12-24X3/8*	100	U24540.021.0037			
#6-32X5/8*	100	U24540.013.0062	#12-24X1/2*	100	U24540.021.0050	3/8-16X1/2*	100	U24540.037.0050
#6-32X3/4*	100	U24540.013.0075	#12-24X5/8*	100	U24540.021.0062	3/8-16X3/4*	100	U24540.037.0075
#6-32X7/8*	100	U24540.013.0087	#12-24X3/4*	100	U24540.021.0075	3/8-16X1.*	100	U24540.037.0100
#6-32X1.*	100	U24540.013.0100	#12-24X1.*	100	U24540.021.0100	3/8-16X1.1/4*	100	U24540.037.0125
#6-32X1.1/4*	100	U24540.013.0125	#12-24X1.1/2*	100	U24540.021.0150	3/8-16X1.1/2*	100	U24540.037.0150
#6-32X1.1/2*	100	U24540.013.0150	#12-24X2.*	100	U24540.021.0200	3/8-16X2.*	100	U24540.037.0200
#6-32X1.3/4*	100	U24540.013.0175	#12-24X2.1/2*	100	U24540.021.0250	3/8-16X2.1/2*	100	U24540.037.0250
#6-32X2.*	100	U24540.013.0200				3/8-16X3.*	100	U24540.037.0300
#6-32X2.1/4*	100	U24540.013.0225	1/4-20X3/8*	100	U24540.025.0037	3/8-16X3.1/2*	100	U24540.037.0350
#6-32X2.1/2*	100	U24540.013.0250	1/4-20X1/2*	100	U24540.025.0050	3/8-16X4.*	50	U24540.037.0400
#6-32X3.*	100	U24540.013.0300	1/4-20X5/8*	100	U24540.025.0062	3/8-16X4.1/2*	50	U24540.037.0450
#6-32X4.*	100	U24540.013.0400	1/4-20X3/4*	100	U24540.025.0075	3/8-16X5.*	50	U24540.037.0500
			1/4-20X7/8*	100	U24540.025.0087	3/8-16X5.1/2*	100	U24540.037.0550
#8-32X1/4*	100	U24540.016.0025	1/4-20X1.*	100	U24540.025.0100	3/8-16X6.*	50	U24540.037.0600
#8-32X3/8*	100	U24540.016.0037	1/4-20X1.1/8*	100	U24540.025.0112			
#8-32X1/2*	100	U24540.016.0050	1/4-20X1.1/4*	100	U24540.025.0125	1/2-13X1.*	50	U24540.050.0100
#8-32X5/8*	100	U24540.016.0062	1/4-20X1.1/2*	100	U24540.025.0150	1/2-13X1.1/4*	50	U24540.050.0125
#8-32X3/4*	100	U24540.016.0075	1/4-20X1.3/4*	100	U24540.025.0175	1/2-13X1.1/2*	50	U24540.050.0150
#8-32X1.*	100	U24540.016.0100	1/4-20X2.*	100	U24540.025.0200	1/2-13X2.*	50	U24540.050.0200
#8-32X1.1/4*	100	U24540.016.0125	1/4-20X2.1/4*	100	U24540.025.0225	1/2-13X2.1/2*	50	U24540.050.0250
#8-32X1.1/2*	100	U24540.016.0150						

U48170 Machine screw flat countersunk slot UNC asme B18.6.3 / Verzonkenkop schroef met zaaggleuf UNC ASME B18.6.3 / Vis à métaux Tête fraisée fendue UNC asme B18.6.3 X01A

Thread Unified National Coarse
Material Brass



d - TPI x L	✉	Art.number	d - TPI x L	✉	Art.number	d - TPI x L	✉	Art.number
#4-40X1/4*	100	U48170.011.0025				#10-24X1.1/2*	50	U48170.019.0150
#4-40X3/8*	100	U48170.011.0037	#8-32X3/8*	50	U48170.016.0037	#10-24X2.*	50	U48170.019.0200
#4-40X1/2*	100	U48170.011.0050	#8-32X1/2*	50	U48170.016.0050	#10-24X2.1/2*	50	U48170.019.0250
#4-40X3/4*	100	U48170.011.0075	#8-32X5/8*	50	U48170.016.0062			
#4-40X1.*	100	U48170.011.0100	#8-32X3/4*	50	U48170.016.0075	#12-24X1/2*	50	U48170.021.0050
#4-40X1.1/2*	100	U48170.011.0150	#8-32X1.*	50	U48170.016.0100	#12-24X3/4*	50	U48170.021.0075
			#8-32X1.1/4*	50	U48170.016.0125	#12-24X1.*	50	U48170.021.0100
#6-32X1/4*	100	U48170.013.0025	#8-32X1.1/2*	50	U48170.016.0150	#12-24X1.1/2*	50	U48170.021.0150
#6-32X3/8*	100	U48170.013.0037	#8-32X2.*	50	U48170.016.0200	#12-24X2.*	50	U48170.021.0200
#6-32X1/2*	100	U48170.013.0050	#8-32X3.*	50	U48170.016.0300			
#6-32X5/8*	100	U48170.013.0062				1/4-20X1/2*	50	U48170.025.0050
#6-32X3/4*	100	U48170.013.0075	#10-24X3/8*	50	U48170.019.0037	1/4-20X5/8*	50	U48170.025.0062
#6-32X1.*	100	U48170.013.0100	#10-24X1/2*	50	U48170.019.0050	1/4-20X3/4*	50	U48170.025.0075
#6-32X1.1/4*	100	U48170.013.0125	#10-24X3/4*	50	U48170.019.0075	1/4-20X7/8*	50	U48170.025.0087
#6-32X1.1/2*	100	U48170.013.0150	#10-24X1.*	50	U48170.019.0100	1/4-20X1.*	50	U48170.025.0100
#6-32X2.*	100	U48170.013.0200	#10-24X1.1/4*	50	U48170.019.0125	1/4-20X1.1/4*	50	U48170.025.0125

U48170 Machine screw flat countersunk slot UNC asme B18.6.3 / Verzonkenkop schroef met zaaggleuf UNC ASME B18.6.3 / Vis à métaux Tête fraisée fendue UNC asme B18.6.3 ←

d - TPI x L	✉	Art.number	d - TPI x L	✉	Art.number	d - TPI x L	✉	Art.number
1/4-20X1.1/2*	50	U48170.025.0150	5/16-18X1.*	25	U48170.031.0100	3/8-16X1.1/2*	10	U48170.037.0150
1/4-20X2.*	50	U48170.025.0200	5/16-18X1.1/2*	25	U48170.031.0150	3/8-16X2.*	10	U48170.037.0200
1/4-20X2.1/2*	50	U48170.025.0250	5/16-18X2.*	25	U48170.031.0200	3/8-16X2.1/2*	10	U48170.037.0250
			5/16-18X3.*	25	U48170.031.0300	3/8-16X3.*	10	U48170.037.0300
5/16-18X1/2*	25	U48170.031.0050						
5/16-18X3/4*	25	U48170.031.0075	3/8-16X1.*	10	U48170.037.0100			

U51110 Machine screw flat countersunk slot UNC asme B18.6.3 / Verzonkenkop schroef met zaaggleuf UNC ASME B18.6.3 / Vis à métaux Tête fraisée fendue UNC asme B18.6.3 X15A

Thread Unified National Coarse
Material Stainless steel A2 (AISI 304/18-8)



d - TPI x L	✉	Art.number	d - TPI x L	✉	Art.number	d - TPI x L	✉	Art.number
#2-56X1/8*	100	U51110.008.0012	#8-32X3/4*	100	U51110.016.0075	1/4-20X1.1/2*	50	U51110.025.0150
#2-56X3/16*	100	U51110.008.0018	#8-32X7/8*	100	U51110.016.0087	1/4-20X1.3/4*	50	U51110.025.0175
#2-56X1/4*	100	U51110.008.0025	#8-32X1.*	100	U51110.016.0100	1/4-20X2.*	50	U51110.025.0200
#2-56X5/16*	100	U51110.008.0031	#8-32X1.1/4*	100	U51110.016.0125	1/4-20X2.1/4*	50	U51110.025.0225
#2-56X3/8*	100	U51110.008.0037	#8-32X1.1/2*	100	U51110.016.0150	1/4-20X2.1/2*	50	U51110.025.0250
#2-56X1/2*	100	U51110.008.0050	#8-32X1.3/4*	100	U51110.016.0175	1/4-20X3.*	25	U51110.025.0300
			#8-32X2.*	100	U51110.016.0200	1/4-20X3.1/2*	25	U51110.025.0350
#4-40X3/16*	100	U51110.011.0018	#8-32X2.1/2*	100	U51110.016.0250	1/4-20X4.*	10	U51110.025.0400
#4-40X1/4*	100	U51110.011.0025	#8-32X3.*	50	U51110.016.0300	1/4-20X4.1/2*	10	U51110.025.0450
#4-40X5/16*	100	U51110.011.0031				1/4-20X5.*	10	U51110.025.0500
#4-40X3/8*	100	U51110.011.0037	#10-24X5/16*	100	U51110.019.0031			
#4-40X7/16*	100	U51110.011.0043	#10-24X3/8*	100	U51110.019.0037	5/16-18X1/2*	25	U51110.031.0050
#4-40X1/2*	100	U51110.011.0050	#10-24X1/2*	100	U51110.019.0050	5/16-18X3/4*	25	U51110.031.0075
#4-40X5/8*	100	U51110.011.0062	#10-24X5/8*	100	U51110.019.0062	5/16-18X1.*	25	U51110.031.0100
#4-40X3/4*	100	U51110.011.0075	#10-24X3/4*	100	U51110.019.0075	5/16-18X1.1/4*	25	U51110.031.0125
#4-40X7/8*	100	U51110.011.0087	#10-24X7/8*	100	U51110.019.0087	5/16-18X1.1/2*	25	U51110.031.0150
#4-40X1.*	100	U51110.011.0100	#10-24X1.*	100	U51110.019.0100	5/16-18X1.3/4*	25	U51110.031.0175
#4-40X1.1/2*	100	U51110.011.0150	#10-24X1.1/4*	100	U51110.019.0125	5/16-18X2.*	10	U51110.031.0200
			#10-24X1.1/2*	100	U51110.019.0150	5/16-18X2.1/2*	10	U51110.031.0250
#5-40X1/2*	100	U51110.012.0050	#10-24X1.3/4*	100	U51110.019.0175	5/16-18X3.*	10	U51110.031.0300
#5-40X3/4*	100	U51110.012.0075	#10-24X2.*	50	U51110.019.0200	5/16-18X3.1/2*	10	U51110.031.0350
#5-40X1.*	100	U51110.012.0100	#10-24X2.1/2*	50	U51110.019.0250	5/16-18X4.*	10	U51110.031.0400
#5-40X1.1/2*	100	U51110.012.0150	#10-24X2.3/4*	50	U51110.019.0275	5/16-18X5.*	10	U51110.031.0500
			#10-24X3.*	50	U51110.019.0300			
#6-32X3/16*	100	U51110.013.0018	#10-24X3.1/2*	50	U51110.019.0350	3/8-16X1/2*	25	U51110.037.0050
#6-32X1/4*	100	U51110.013.0025	#10-24X4.*	25	U51110.019.0400	3/8-16X3/4*	25	U51110.037.0075
#6-32X5/16*	100	U51110.013.0031				3/8-16X1.*	25	U51110.037.0100
#6-32X3/8*	100	U51110.013.0037	#12-24X1/2*	100	U51110.021.0050	3/8-16X1.1/4*	25	U51110.037.0125
#6-32X1/2*	100	U51110.013.0050	#12-24X3/4*	100	U51110.021.0075	3/8-16X1.1/2*	25	U51110.037.0150
#6-32X5/8*	100	U51110.013.0062	#12-24X1.*	100	U51110.021.0100	3/8-16X1.3/4*	25	U51110.037.0175
#6-32X3/4	100	U51110.013.0075	#12-24X1.1/4*	100	U51110.021.0125	3/8-16X2.*	10	U51110.037.0200
#6-32X1.*	100	U51110.013.0100	#12-24X1.1/2*	100	U51110.021.0150	3/8-16X2.1/2*	10	U51110.037.0250
#6-32X1.1/4*	100	U51110.013.0125	#12-24X2.*	50	U51110.021.0200	3/8-16X3.*	10	U51110.037.0300
#6-32X1.1/2*	100	U51110.013.0150				3/8-16X3.1/2*	10	U51110.037.0350
#6-32X2.*	100	U51110.013.0200	1/4-20X3/8*	50	U51110.025.0037	3/8-16X4.*	10	U51110.037.0400
#6-32X2.1/2*	100	U51110.013.0250	1/4-20X1/2*	50	U51110.025.0050			
			1/4-20X5/8*	50	U51110.025.0062	1/2-13X1.*	10	U51110.050.0100
#8-32X1/4*	100	U51110.016.0025	1/4-20X3/4*	50	U51110.025.0075	1/2-13X1.1/4*	10	U51110.050.0125
#8-32X5/16*	100	U51110.016.0031	1/4-20X7/8*	50	U51110.025.0087	1/2-13X1.1/2*	10	U51110.050.0150
#8-32X3/8*	100	U51110.016.0037	1/4-20X1.*	50	U51110.025.0100	1/2-13X2.*	10	U51110.050.0200
#8-32X1/2*	100	U51110.016.0050	1/4-20X1.1/4*	50	U51110.025.0125	1/2-13X2.1/2*	5	U51110.050.0250
#8-32X5/8*	100	U51110.016.0062						

6

FABORY

Machine screw fillister head slot UNC asme B18.6.3

Laagbolkop schroef met zaaggleuf UNC ASME B18.6.3 / Vis à métaux Tête cylindrique fendue UNC asme B18.6.3

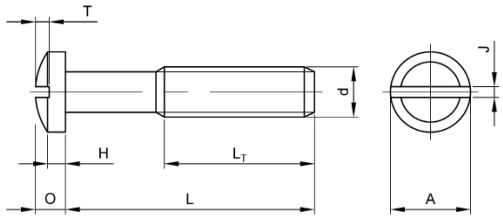

ASME B18.6.3



Technical Data

d	A (max.)	H (max.)	J (max.)	O (max.)	T (max.)	Threads per inch
No.2	0.14	0.062	0.031	0.083	0.037	56
No.4	0.183	0.079	0.039	0.107	0.048	40
No.5	0.205	0.088	0.043	0.12	0.054	40
No.6	0.226	0.096	0.048	0.132	0.06	32
No.8	0.27	0.113	0.054	0.156	0.071	32
No.10	0.313	0.13	0.067	0.18	0.083	24
1/4	0.414	0.17	0.075	0.237	0.109	20
5/16	0.518	0.211	0.084	0.295	0.137	18

U51341 **Machine screw fillister head slot UNC asme B18.6.3 / Laagbolkop schroef met zaaggleuf UNC ASME B18.6.3 / Vis à métaux Tête cylindrique fendue UNC asme B18.6.3** **X15A**

Thread Unified National Coarse
Material Stainless steel A2 (AISI 304/18-8)

RoHS



d - TPI x L	✉	Art.number	d - TPI x L	✉	Art.number	d - TPI x L	✉	Art.number
#2-56X1/8*	100	U51341.008.0012				#8-32X1.1/4*	100	U51341.016.0125
#2-56X3/16*	100	U51341.008.0018	#6-32X3/16*	100	U51341.013.0018	#8-32X1.1/2*	100	U51341.016.0150
#2-56X1/4*	100	U51341.008.0025	#6-32X1/4*	100	U51341.013.0025			
#2-56X5/16*	100	U51341.008.0031	#6-32X5/16*	100	U51341.013.0031	#10-24X3/8*	100	U51341.019.0037
#2-56X3/8*	100	U51341.008.0037	#6-32X3/8*	100	U51341.013.0037	#10-24X1/2*	100	U51341.019.0050
#2-56X7/16*	100	U51341.008.0043	#6-32X1/2*	100	U51341.013.0050	#10-24X5/8*	100	U51341.019.0062
#2-56X1/2*	100	U51341.008.0050	#6-32X5/8*	100	U51341.013.0062	#10-24X3/4*	100	U51341.019.0075
#2-56X7/8*	100	U51341.008.0087	#6-32X3/4*	100	U51341.013.0075	#10-24X1.*	100	U51341.019.0100
			#6-32X7/8*	100	U51341.013.0087	#10-24X1.1/2*	100	U51341.019.0150
#4-40X3/16*	100	U51341.011.0018	#6-32X1.*	100	U51341.013.0100			
#4-40X1/4*	100	U51341.011.0025	#6-32X1.1/4*	100	U51341.013.0125	1/4-20X1/2*	50	U51341.025.0050
#4-40X5/16*	100	U51341.011.0031	#6-32X1.1/2*	100	U51341.013.0150	1/4-20X5/8*	50	U51341.025.0062
#4-40X3/8*	100	U51341.011.0037				1/4-20X3/4*	50	U51341.025.0075
#4-40X7/16*	100	U51341.011.0043	#8-32X1/4*	100	U51341.016.0025	1/4-20X1.*	50	U51341.025.0100
#4-40X5/8*	100	U51341.011.0062	#8-32X5/16*	100	U51341.016.0031	1/4-20X1.1/4*	50	U51341.025.0125
#4-40X3/4*	100	U51341.011.0075	#8-32X3/8*	100	U51341.016.0037	1/4-20X1.1/2*	50	U51341.025.0150
#4-40X1.*	100	U51341.011.0100	#8-32X1/2*	100	U51341.016.0050	1/4-20X2.*	50	U51341.025.0200
#4-40X1.1/4*	100	U51341.011.0125	#8-32X5/8*	100	U51341.016.0062			
#4-40X1.1/2*	100	U51341.011.0150	#8-32X3/4*	100	U51341.016.0075	5/16-18X3/4*	25	U51341.031.0075
			#8-32X7/8*	100	U51341.016.0087	5/16-18X1.*	25	U51341.031.0100
#5-40X3/4*	100	U51341.012.0075	#8-32X1.*	100	U51341.016.0100			

Machine screw binding head slot UNC asme B18.6.3

Pancilinder schroef met zaaggleuf UNC ASME B18.6.3 / Vis à métaux tête cylindrique large fendue UNC asme B18.6.3

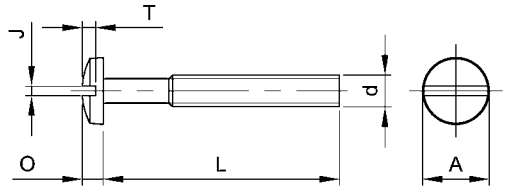

ASME B18.6.3



Technical Data

d	A (max.)	J (max.)	O (max.)	T (max.)	Threads per inch
No.2	0.181	0.031	0.05	0.03	56
No.4	0.235	0.039	0.068	0.042	40
No.6	0.29	0.048	0.087	0.053	32
No.8	0.344	0.054	0.105	0.065	32
No.10	0.399	0.067	0.123	0.077	24
1/4	0.525	0.075	0.165	0.105	20

U51140 **Machine screw binding head slot UNC asme B18.6.3 / Pancilinder schroef met zaaggleuf UNC ASME B18.6.3 / Vis à métaux tête cylindrique large fendue UNC asme B18.6.3** **X15A**

Thread Unified National Coarse
Material Stainless steel A2 (AISI 304/18-8)



d - TPI x L	✉	Art.number	d - TPI x L	✉	Art.number	d - TPI x L	✉	Art.number
#2-56X1/8*	100	U51140.008.0012	#4-40X3/4*	100	U51140.011.0075	#8-32X1/4*	100	U51140.016.0025
#2-56X3/16*	100	U51140.008.0018	#4-40X1.*	100	U51140.011.0100	#8-32X5/16*	100	U51140.016.0031
#2-56X1/4*	100	U51140.008.0025	#4-40X1.1/2*	100	U51140.011.0150	#8-32X3/8*	100	U51140.016.0037
#2-56X5/16*	100	U51140.008.0031				#8-32X1/2*	100	U51140.016.0050
#2-56X3/8*	100	U51140.008.0037	#6-32X3/16*	100	U51140.013.0018	#8-32X5/8*	100	U51140.016.0062
#2-56X7/16*	100	U51140.008.0043	#6-32X1/4*	100	U51140.013.0025	#8-32X3/4*	100	U51140.016.0075
#2-56X1/2*	100	U51140.008.0050	#6-32X5/16*	100	U51140.013.0031	#8-32X1.*	100	U51140.016.0100
			#6-32X3/8*	100	U51140.013.0037	#8-32X1.1/4*	100	U51140.016.0125
#4-40X1/8*	100	U51140.011.0012	#6-32X7/16*	100	U51140.013.0043			
#4-40X3/16*	100	U51140.011.0018	#6-32X1/2*	100	U51140.013.0050	#10-24X3/8*	100	U51140.019.0037
#4-40X1/4*	100	U51140.011.0025	#6-32X5/8*	100	U51140.013.0062	#10-24X3/4*	100	U51140.019.0075
#4-40X5/16*	100	U51140.011.0031	#6-32X3/4*	100	U51140.013.0075			
#4-40X3/8*	100	U51140.011.0037	#6-32X7/8*	100	U51140.013.0087	1/4-20X1/2*	50	U51140.025.0050
#4-40X7/16*	100	U51140.011.0043	#6-32X1.*	100	U51140.013.0100	1/4-20X5/8*	50	U51140.025.0062
#4-40X1/2*	100	U51140.011.0050	#6-32X1.1/4*	100	U51140.013.0125	1/4-20X1.*	50	U51140.025.0100
#4-40X9/16*	100	U51140.011.0056						
#4-40X5/8*	100	U51140.011.0062	#8-32X3/16*	100	U51140.016.0018			

FABORY

Machine screw oval countersunk UNC asme B18.6.3

Verzonkenkop schroef ovaal met kruisgleuf UNC ASME B18.6.3 / Vis à métaux tête fraisée bombée UNC asme B18.6.3

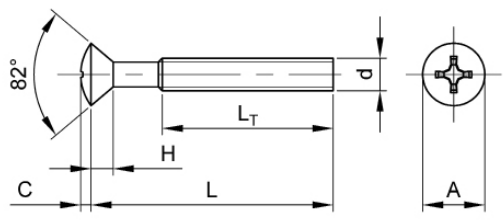

ASME B18.6.3



Technical Data

d	A (max.)	Driver size	H (max.)	O (max.)	Threads per inch
No.6	0.262	2	0.08	0.128	32
No.8	0.312	2	0.091	0.152	32
No.10	0.362	2	0.102	0.176	24
1/4	0.477	3	0.129	0.232	20
5/16	0.597	3	0.155	0.29	18

6

U51320 **Machine screw oval countersunk UNC asme B18.6.3 / Verzonkenkop schroef ovaal met kruisgleuf UNC ASME B18.6.3 / Vis à métaux tête fraisée bombée UNC asme B18.6.3** **X15A**

Thread Unified National Coarse
Material Stainless steel A2 (AISI 304/18-8)



d - TPI x L	✉	Art.number	d - TPI x L	✉	Art.number	d - TPI x L	✉	Art.number
#6-32X1/4*	100	U51320.013.0025	#8-32X1.3/4*	100	U51320.016.0175	1/4-20X3/4*	50	U51320.025.0075
#6-32X3/8*	100	U51320.013.0037	#8-32X2.*	100	U51320.016.0200	1/4-20X1.*	50	U51320.025.0100
#6-32X1/2*	100	U51320.013.0050	#8-32X2.1/2*	100	U51320.016.0250	1/4-20X1.1/4*	50	U51320.025.0125
#6-32X5/8*	100	U51320.013.0062				1/4-20X1.1/2*	50	U51320.025.0150
#6-32X3/4*	100	U51320.013.0075	#10-24X3/8*	100	U51320.019.0037	1/4-20X1.3/4*	50	U51320.025.0175
#6-32X1.*	100	U51320.013.0100	#10-24X1/2	100	U51320.019.0050	1/4-20X2.*	50	U51320.025.0200
#6-32X1.1/2*	100	U51320.013.0150	#10-24X5/8*	100	U51320.019.0062	1/4-20X2.1/2*	25	U51320.025.0250
#6-32X2.*	100	U51320.013.0200	#10-24X3/4*	100	U51320.019.0075	1/4-20X3.*	25	U51320.025.0300
			#10-24X1.*	100	U51320.019.0100	1/4-20X4.*	10	U51320.025.0400
#8-32X1/4*	100	U51320.016.0025	#10-24X1.1/4*	100	U51320.019.0125			
#8-32X3/8*	100	U51320.016.0037	#10-24X1.1/2*	100	U51320.019.0150	5/16-18X1.*	25	U51320.031.0100
#8-32X1/2*	100	U51320.016.0050	#10-24X1.3/4*	100	U51320.019.0175	5/16-18X1.1/4*	25	U51320.031.0125
#8-32X5/8*	100	U51320.016.0062	#10-24X2.*	50	U51320.019.0200	5/16-18X1.1/2*	25	U51320.031.0150
#8-32X3/4*	100	U51320.016.0075	#10-24X2.1/2*	50	U51320.019.0250	5/16-18X2.*	10	U51320.031.0200
#8-32X7/8*	100	U51320.016.0087	#10-24X3.*	50	U51320.019.0300	5/16-18X2.1/2*	10	U51320.031.0250
#8-32X1.*	100	U51320.016.0100				5/16-18X3.*	10	U51320.031.0300
#8-32X1.1/4*	100	U51320.016.0125	1/4-20X1/2*	50	U51320.025.0050			
#8-32X1.1/2*	100	U51320.016.0150	1/4-20X5/8*	50	U51320.025.0062			

Machine screw pan head UNC asme B18.6.3

Bolcilinderkop schroef met kruisgleuf UNC ASME B18.6.3 / Vis à métaux Tête cylindrique UNC asme B18.6.3

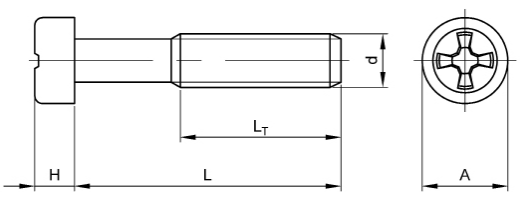

ASME B18.6.3

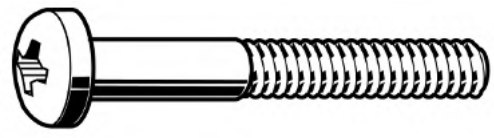

Technical Data

d	A (max.)	Driver size	H (max.)	Threads per inch
No.2	0.167	1	0.062	56
No.4	0.219	1	0.08	40
No.6	0.27	2	0.097	32
No.8	0.322	2	0.115	32
No.10	0.373	2	0.133	24
No.12	0.425	3	0.151	24
1/4	0.492	3	0.175	20
5/16	0.615	3	0.218	18
3/8	0.74	4	0.261	16

Article groups

Thread	Driving features	Material	Surface treatment	Code	Page
UNC	Pozidriv	St.	ZPL	24668	6-75
UNC	Phillips	Low carbon steel	ZPL	U24522	6-75
UNC	Phillips	St.st. A2 (AISI 304/18-8)		U51122	6-76

24668 Machine screw pan head UNC asme B18.6.3 / Bolcilinderkop schroef met kruisgleuf UNC ASME B18.6.3 / Vis à métaux Tête cylindrique UNC asme B18.6.3 X01A

Thread Unified National Coarse
Material Steel
Surface treatment Zinc plated



d - TPI x L	✉	Art.number	d - TPI x L	✉	Art.number	d - TPI x L	✉	Art.number
#2-56X1/8*	1.000	24668.021.003	#6-32X3/16*	1.000	24668.035.004	#8-32X1.*	1.000	24668.041.025
#2-56X3/16*	1.000	24668.021.004	#6-32X1/4*	1.000	24668.035.006			
#2-56X1/4*	1.000	24668.021.006	#6-32X5/16*	1.000	24668.035.007	#10-24X1/4*	1.000	24668.048.006
#2-56X7/16*	1.000	24668.021.011	#6-32X3/8*	1.000	24668.035.009	#10-24X5/16*	1.000	24668.048.007
#2-56X1/2*	1.000	24668.021.012	#6-32X7/16*	1.000	24668.035.011	#10-24X3/8*	1.000	24668.048.009
			#6-32X1/2*	1.000	24668.035.012	#10-24X7/16*	1.000	24668.048.011
#4-40X1/8*	1.000	24668.028.003	#6-32X5/8*	1.000	24668.035.015	#10-24X1/2*	1.000	24668.048.012
#4-40X3/16*	1.000	24668.028.004	#6-32X3/4*	1.000	24668.035.019	#10-24X5/8*	1.000	24668.048.015
#4-40X1/4*	1.000	24668.028.006	#6-32X7/8*	1.000	24668.035.022	#10-24X3/4*	1.000	24668.048.019
#4-40X5/16*	1.000	24668.028.007	#6-32X1.*	1.000	24668.035.025	#10-24X7/8*	500	24668.048.022
#4-40X3/8*	1.000	24668.028.009				#10-24X1.*	500	24668.048.025
#4-40X7/16*	1.000	24668.028.011	#8-32X1/4*	1.000	24668.041.006			
#4-40X1/2*	1.000	24668.028.012	#8-32X5/16*	1.000	24668.041.007	1/4-20X1/4*	1.000	24668.063.006
#4-40X5/8*	1.000	24668.028.015	#8-32X3/8*	1.000	24668.041.009	1/4-20X3/8*	1.000	24668.063.009
#4-40X3/4*	1.000	24668.028.019	#8-32X7/16*	1.000	24668.041.011	1/4-20X1/2*	500	24668.063.012
#4-40X7/8*	1.000	24668.028.022	#8-32X1/2*	1.000	24668.041.012	1/4-20X5/8*	500	24668.063.015
#4-40X1.*	1.000	24668.028.025	#8-32X5/8*	1.000	24668.041.015	1/4-20X3/4*	500	24668.063.019
			#8-32X3/4*	1.000	24668.041.019	1/4-20X7/8*	250	24668.063.022
#6-32X1/8*	1.000	24668.035.003	#8-32X7/8*	1.000	24668.041.022	1/4-20X1.*	250	24668.063.025

U24522 Machine screw pan head UNC asme B18.6.3 / Bolcilinderkop schroef met kruisgleuf UNC ASME B18.6.3 / Vis à métaux Tête cylindrique UNC asme B18.6.3 X01A

Thread Unified National Coarse
Material Low carbon steel
Surface treatment Zinc plated



d - TPI x L	✉	Art.number	d - TPI x L	✉	Art.number	d - TPI x L	✉	Art.number
#2-56X3/8*	100	U24522.008.0037				#4-40X1/4*	100	U24522.011.0025
#2-56X1/2*	100	U24522.008.0050	#4-40X3/16*	100	U24522.011.0018	#4-40X5/16*	100	U24522.011.0031
#2-56X3/4*	100	U24522.008.0075						

FABORY

U24522 Machine screw pan head UNC asme B18.6.3 / Bolcilinderkop schroef met kruisgleuf UNC ASME B18.6.3 / Vis à métaux Tête cylindrique UNC asme B18.6.3

d - TPI x L	✉	Art.number	d - TPI x L	✉	Art.number	d - TPI x L	✉	Art.number
#4-40X3/8*	100	U24522.011.0037	#8-32X5/16*	100	U24522.016.0031	#10-24X1.1/2*	100	U24522.019.0150
#4-40X1/2*	100	U24522.011.0050	#8-32X3/8*	100	U24522.016.0037	#10-24X2.*	100	U24522.019.0200
#4-40X5/8*	100	U24522.011.0062	#8-32X1/2*	100	U24522.016.0050	#10-24X2.1/2*	100	U24522.019.0250
#4-40X3/4*	100	U24522.011.0075	#8-32X5/8*	100	U24522.016.0062			
#4-40X1.*	100	U24522.011.0100	#8-32X3/4*	100	U24522.016.0075	#12-24X3/8*	100	U24522.021.0037
			#8-32X7/8*	100	U24522.016.0087	#12-24X1/2*	100	U24522.021.0050
#6-32X3/16*	100	U24522.013.0018	#8-32X1.*	100	U24522.016.0100	#12-24X3/4*	100	U24522.021.0075
#6-32X1/4*	100	U24522.013.0025	#8-32X1.1/4*	100	U24522.016.0125			
#6-32X3/8*	100	U24522.013.0037	#8-32X1.1/2*	100	U24522.016.0150	1/4-20X3/8*	100	U24522.025.0037
#6-32X1/2*	100	U24522.013.0050	#8-32X1.3/4*	100	U24522.016.0175	1/4-20X1/2*	100	U24522.025.0050
#6-32X5/8*	100	U24522.013.0062	#8-32X2.*	100	U24522.016.0200	1/4-20X3/4*	100	U24522.025.0075
#6-32X3/4*	100	U24522.013.0075				1/4-20X1.*	100	U24522.025.0100
#6-32X1.*	100	U24522.013.0100	#10-24X3/8*	100	U24522.019.0037	1/4-20X1.1/4*	100	U24522.025.0125
#6-32X1.1/4*	100	U24522.013.0125	#10-24X1/2*	100	U24522.019.0050	1/4-20X1.1/2*	100	U24522.025.0150
#6-32X1.1/2*	100	U24522.013.0150	#10-24X5/8*	100	U24522.019.0062	1/4-20X2.*	100	U24522.025.0200
#6-32X2.*	100	U24522.013.0200	#10-24X3/4*	100	U24522.019.0075	1/4-20X2.1/2*	100	U24522.025.0250
			#10-24X1.*	100	U24522.019.0100			
#8-32X1/4*	100	U24522.016.0025	#10-24X1.1/4*	100	U24522.019.0125			

U51122 Machine screw pan head UNC asme B18.6.3 / Bolcilinderkop schroef met kruisgleuf UNC ASME B18.6.3 / Vis à métaux Tête cylindrique UNC asme B18.6.3 X15A

Thread Unified National Coarse
Material Stainless steel A2 (AISI 304/18-8)



d - TPI x L	✉	Art.number	d - TPI x L	✉	Art.number	d - TPI x L	✉	Art.number
#2-56X1/8*	100	U51122.008.0012	#6-32X1.*	100	U51122.013.0100	#10-24X2.*	50	U51122.019.0200
#2-56X3/16*	100	U51122.008.0018	#6-32X1.1/8*	100	U51122.013.0112	#10-24X2.1/4*	50	U51122.019.0225
#2-56X1/4*	100	U51122.008.0025	#6-32X1.1/4*	100	U51122.013.0125	#10-24X2.1/2*	50	U51122.019.0250
#2-56X5/16*	100	U51122.008.0031	#6-32X1.3/8*	100	U51122.013.0137	#10-24X3.*	50	U51122.019.0300
#2-56X3/8*	100	U51122.008.0037	#6-32X1.1/2*	100	U51122.013.0150			
#2-56X7/16*	100	U51122.008.0043	#6-32X1.3/4*	100	U51122.013.0175	#12-24X3/8*	100	U51122.021.0037
#2-56X1/2*	100	U51122.008.0050	#6-32X2.*	100	U51122.013.0200	#12-24X1/2*	100	U51122.021.0050
#2-56X9/16*	100	U51122.008.0056	#6-32X2.1/2*	100	U51122.013.0250	#12-24X5/8*	100	U51122.021.0062
#2-56X5/8*	100	U51122.008.0062				#12-24X3/4*	100	U51122.021.0075
#2-56X3/4*	100	U51122.008.0075	#8-32X3/16*	100	U51122.016.0018	#12-24X1.*	100	U51122.021.0100
#2-56X7/8*	100	U51122.008.0087	#8-32X1/4*	100	U51122.016.0025	#12-24X1.1/2*	100	U51122.021.0150
#2-56X1.*	100	U51122.008.0100	#8-32X5/16*	100	U51122.016.0031			
			#8-32X3/8*	100	U51122.016.0037	1/4-20X3/8*	50	U51122.025.0037
#4-40X1/8*	100	U51122.011.0012	#8-32X7/16*	100	U51122.016.0043	1/4-20X1/2*	50	U51122.025.0050
#4-40X3/16	100	U51122.011.0018	#8-32X1/2	100	U51122.016.0050	1/4-20X5/8*	50	U51122.025.0062
#4-40X1/4*	100	U51122.011.0025	#8-32X9/16*	100	U51122.016.0056	1/4-20X3/4*	50	U51122.025.0075
#4-40X5/16*	100	U51122.011.0031	#8-32X5/8	100	U51122.016.0062	1/4-20X7/8*	50	U51122.025.0087
#4-40X3/8*	100	U51122.011.0037	#8-32X3/4*	100	U51122.016.0075	1/4-20X1.*	50	U51122.025.0100
#4-40X7/16*	100	U51122.011.0043	#8-32X7/8*	100	U51122.016.0087	1/4-20X1.1/4*	50	U51122.025.0125
#4-40X1/2*	100	U51122.011.0050	#8-32X1.*	100	U51122.016.0100	1/4-20X1.1/2*	50	U51122.025.0150
#4-40X9/16*	100	U51122.011.0056	#8-32X1.1/8*	100	U51122.016.0112	1/4-20X1.3/4*	50	U51122.025.0175
#4-40X5/8*	100	U51122.011.0062	#8-32X1.1/4	100	U51122.016.0125	1/4-20X2.*	50	U51122.025.0200
#4-40X11/16*	100	U51122.011.0068	#8-32X1.3/8*	100	U51122.016.0137	1/4-20X2.1/4*	50	U51122.025.0225
#4-40X3/4*	100	U51122.011.0075	#8-32X1.1/2	100	U51122.016.0150	1/4-20X2.1/2*	25	U51122.025.0250
#4-40X7/8*	100	U51122.011.0087	#8-32X1.3/4*	100	U51122.016.0175	1/4-20X3.*	25	U51122.025.0300
#4-40X1.*	100	U51122.011.0100	#8-32X2.*	100	U51122.016.0200	1/4-20X3.1/2*	25	U51122.025.0350
#4-40X1.1/8*	100	U51122.011.0112	#8-32X2.1/4*	100	U51122.016.0225	1/4-20X4.*	10	U51122.025.0400
#4-40X1.1/4*	100	U51122.011.0125	#8-32X2.1/2*	100	U51122.016.0250			
#4-40X1.3/8*	100	U51122.011.0137	#8-32X2.3/4*	100	U51122.016.0275	5/16-18X1/2*	25	U51122.031.0050
#4-40X1.1/2*	100	U51122.011.0150	#8-32X3.*	50	U51122.016.0300	5/16-18X3/4*	25	U51122.031.0075
#4-40X1.3/4*	100	U51122.011.0175				5/16-18X1.*	25	U51122.031.0100
#4-40X2.*	100	U51122.011.0200	#10-24X1/4*	100	U51122.019.0025	5/16-18X1.1/4*	25	U51122.031.0125
			#10-24X3/8*	100	U51122.019.0037	5/16-18X1.1/2*	25	U51122.031.0150
#6-32X1/8*	100	U51122.013.0012	#10-24X7/16*	100	U51122.019.0043	5/16-18X2.*	10	U51122.031.0200
#6-32X3/16*	100	U51122.013.0018	#10-24X1/2*	100	U51122.019.0050	5/16-18X2.1/2*	10	U51122.031.0250
#6-32X3/8*	100	U51122.013.0037	#10-24X5/8*	100	U51122.019.0062	5/16-18X3.*	10	U51122.031.0300
#6-32X7/16*	100	U51122.013.0043	#10-24X3/4*	100	U51122.019.0075			
#6-32X1/2*	100	U51122.013.0050	#10-24X7/8*	100	U51122.019.0087	3/8-16X1.*	25	U51122.037.0100
#6-32X9/16*	100	U51122.013.0056	#10-24X1.*	100	U51122.019.0100	3/8-16X1.1/2*	25	U51122.037.0150
#6-32X5/8*	100	U51122.013.0062	#10-24X1.1/4*	100	U51122.019.0125	3/8-16X2.*	10	U51122.037.0200
#6-32X3/4*	100	U51122.013.0075	#10-24X1.1/2*	100	U51122.019.0150	3/8-16X2.1/2*	10	U51122.037.0250
#6-32X7/8*	100	U51122.013.0087	#10-24X1.3/4*	100	U51122.019.0175	3/8-16X3.*	10	U51122.037.0300

Machine screw pan head slot UNC asme B18.6.3

Bolcilinderkop schroef met zaaggleuf UNC ASME B18.6.3 / Vis à métaux Tête cylindrique fendue UNC asme B18.6.4

ASME B18.6.3

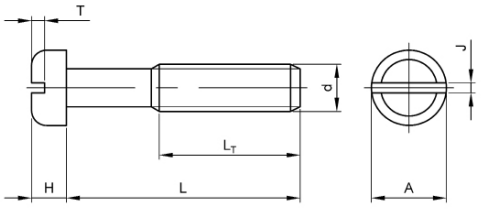

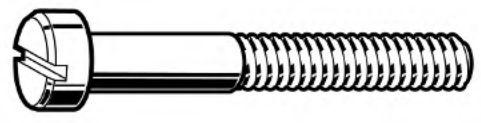

Technical Data

d	A (max.)	H (max.)	J (max.)	T (max.)	Threads per inch
No.2	0.167	0.053	0.031	0.031	56
No.4	0.219	0.068	0.039	0.04	40
No.5	0.245	0.075	0.043	0.045	40
No.6	0.27	0.082	0.048	0.05	32
No.8	0.322	0.096	0.054	0.058	32
No.10	0.373	0.11	0.06	0.068	24
No.12	0.425	0.125	0.067	0.077	24
1/4	0.492	0.144	0.075	0.087	20
5/16	0.615	0.178	0.084	0.106	18

Article groups

Thread	Driving features	Material	Surface treatment	Code	Page
UNC	Slotted	Low carbon steel	ZPL	U24520	6-77
UNC	Slotted	St.st. A2 (AISI 304/18-8)		U51120	6-77

U24520 **Machine screw pan head slot UNC asme B18.6.3 / Bolcilinderkop schroef met zaaggleuf UNC ASME B18.6.3 / Vis à métaux Tête cylindrique fendue UNC asme B18.6.4** **X01A**

Thread Unified National Coarse
Material Low carbon steel
Surface treatment Zinc plated



d - TPI x L	✉	Art.number	d - TPI x L	✉	Art.number	d - TPI x L	✉	Art.number
#2-56X1/4*	100	U24520.008.0025	#6-32X1/2*	100	U24520.013.0050	#10-24X1/4*	100	U24520.019.0025
#2-56X3/8*	100	U24520.008.0037	#6-32X5/8*	100	U24520.013.0062	#10-24X3/8*	100	U24520.019.0037
			#6-32X3/4*	100	U24520.013.0075	#10-24X1/2*	100	U24520.019.0050
#4-40X3/16*	100	U24520.011.0018	#6-32X7/8*	100	U24520.013.0087	#10-24X5/8*	100	U24520.019.0062
#4-40X1/4*	100	U24520.011.0025	#6-32X1.*	100	U24520.013.0100	#10-24X3/4*	100	U24520.019.0075
#4-40X5/16*	100	U24520.011.0031	#6-32X1.1/4*	100	U24520.013.0125	#10-24X7/8*	100	U24520.019.0087
#4-40X3/8*	100	U24520.011.0037	#6-32X1.1/2*	100	U24520.013.0150	#10-24X1.*	100	U24520.019.0100
#4-40X1/2*	100	U24520.011.0050	#6-32X2.*	100	U24520.013.0200	#10-24X1.1/4*	100	U24520.019.0125
#4-40X5/8*	100	U24520.011.0062				#10-24X1.1/2*	100	U24520.019.0150
#4-40X3/4*	100	U24520.011.0075	#8-32X1/4*	100	U24520.016.0025	#10-24X2.*	100	U24520.019.0200
#4-40X7/8*	100	U24520.011.0087	#8-32X3/8*	100	U24520.016.0037			
#4-40X1.*	100	U24520.011.0100	#8-32X1/2*	100	U24520.016.0050	1/4-20X3/8*	100	U24520.025.0037
#4-40X1.1/4*	100	U24520.011.0125	#8-32X5/8*	100	U24520.016.0062	1/4-20X1/2*	100	U24520.025.0050
			#8-32X3/4*	100	U24520.016.0075	1/4-20X3/4*	100	U24520.025.0075
#5-40X1/4*	100	U24520.012.0025	#8-32X1.*	100	U24520.016.0100	1/4-20X1.*	100	U24520.025.0100
#5-40X1/2*	100	U24520.012.0050	#8-32X1.1/4*	100	U24520.016.0125	1/4-20X1.1/4*	100	U24520.025.0125
			#8-32X1.1/2*	100	U24520.016.0150	1/4-20X1.1/2*	100	U24520.025.0150
#6-32X1/4*	100	U24520.013.0025	#8-32X1.3/4*	100	U24520.016.0175	1/4-20X2.*	100	U24520.025.0200
#6-32X3/8*	100	U24520.013.0037	#8-32X2.*	100	U24520.016.0200			
#6-32X7/16*	100	U24520.013.0043						

U51120 **Machine screw pan head slot UNC asme B18.6.3 / Bolcilinderkop schroef met zaaggleuf UNC ASME B18.6.3 / Vis à métaux Tête cylindrique fendue UNC asme B18.6.4** **X15A**

Thread Unified National Coarse
Material Stainless steel A2 (AISI 304/18-8)



d - TPI x L	✉	Art.number	d - TPI x L	✉	Art.number	d - TPI x L	✉	Art.number
#2-56X1/8*	100	U51120.008.0012	#2-56X5/16*	100	U51120.008.0031	#2-56X1/2*	100	U51120.008.0050
#2-56X3/16*	100	U51120.008.0018	#2-56X3/8*	100	U51120.008.0037	#2-56X5/8*	100	U51120.008.0062
#2-56X1/4*	100	U51120.008.0025	#2-56X7/16*	100	U51120.008.0043	#2-56X3/4*	100	U51120.008.0075

FABORY

U51120	Machine screw pan head slot UNC asme B18.6.3 / Bolcilinderkop schroef met zaaggleuf UNC ASME B18.6.3 / Vis à métaux Tête cylindrique fendue UNC asme B18.6.4	←

d - TPI x L	✉	Art.number	d - TPI x L	✉	Art.number	d - TPI x L	✉	Art.number
#2-56X7/8*	100	U51120.008.0087	#6-32X1.1/2*	100	U51120.013.0150	#10-24X1.1/4*	100	U51120.019.0125
#2-56X1.*	100	U51120.008.0100	#6-32X1.3/4*	100	U51120.013.0175	#10-24X1.1/2*	100	U51120.019.0150
#2-56X1.1/4*	100	U51120.008.0125	#6-32X2.*	100	U51120.013.0200	#10-24X1.3/4*	100	U51120.019.0175
			#6-32X2.1/2*	100	U51120.013.0250	#10-24X2.*	50	U51120.019.0200
#4-40X1/8*	100	U51120.011.0012				#10-24X3.*	50	U51120.019.0300
#4-40X3/16*	100	U51120.011.0018	#8-32X3/16*	100	U51120.016.0018			
#4-40X1/4*	100	U51120.011.0025	#8-32X1/4*	100	U51120.016.0025	#12-24X1/2*	100	U51120.021.0050
#4-40X5/16*	100	U51120.011.0031	#8-32X5/16*	100	U51120.016.0031	#12-24X3/4*	100	U51120.021.0075
#4-40X3/8*	100	U51120.011.0037	#8-32X3/8*	100	U51120.016.0037	#12-24X1.*	100	U51120.021.0100
#4-40X7/16*	100	U51120.011.0043	#8-32X7/16*	100	U51120.016.0043			
#4-40X1/2*	100	U51120.011.0050	#8-32X1/2*	100	U51120.016.0050	1/4-20X3/8*	50	U51120.025.0037
#4-40X5/8*	100	U51120.011.0062	#8-32X5/8*	100	U51120.016.0062	1/4-20X1/2*	50	U51120.025.0050
#4-40X3/4*	100	U51120.011.0075	#8-32X3/4*	100	U51120.016.0075	1/4-20X5/8*	50	U51120.025.0062
#4-40X7/8*	100	U51120.011.0087	#8-32X7/8*	100	U51120.016.0087	1/4-20X3/4*	50	U51120.025.0075
#4-40X1.*	100	U51120.011.0100	#8-32X1.*	100	U51120.016.0100	1/4-20X7/8*	50	U51120.025.0087
#4-40X1.1/4*	100	U51120.011.0125	#8-32X1.1/4*	100	U51120.016.0125	1/4-20X1.*	50	U51120.025.0100
#4-40X1.1/2*	100	U51120.011.0150	#8-32X1.1/2*	100	U51120.016.0150	1/4-20X1.1/4*	50	U51120.025.0125
			#8-32X1.3/4*	100	U51120.016.0175	1/4-20X1.1/2*	50	U51120.025.0150
#6-32X3/16*	100	U51120.013.0018	#8-32X2.*	100	U51120.016.0200	1/4-20X1.3/4*	50	U51120.025.0175
#6-32X1/4*	100	U51120.013.0025	#8-32X2.1/4*	100	U51120.016.0225	1/4-20X2.*	50	U51120.025.0200
#6-32X5/16*	100	U51120.013.0031	#8-32X2.1/2*	100	U51120.016.0250	1/4-20X2.1/4*	50	U51120.025.0225
#6-32X3/8*	100	U51120.013.0037	#8-32X3.*	50	U51120.016.0300	1/4-20X2.1/2*	50	U51120.025.0250
#6-32X7/16*	100	U51120.013.0043				1/4-20X3.*	25	U51120.025.0300
#6-32X1/2*	100	U51120.013.0050	#10-24X1/4*	100	U51120.019.0025			
#6-32X5/8*	100	U51120.013.0062	#10-24X3/8*	100	U51120.019.0037	5/16-18X3/4*	25	U51120.031.0075
#6-32X3/4*	100	U51120.013.0075	#10-24X1/2*	100	U51120.019.0050	5/16-18X1.*	25	U51120.031.0100
#6-32X7/8*	100	U51120.013.0087	#10-24X5/8*	100	U51120.019.0062	5/16-18X1.1/2*	25	U51120.031.0150
#6-32X1.*	100	U51120.013.0100	#10-24X3/4*	100	U51120.019.0075	5/16-18X2.*	10	U51120.031.0200
#6-32X1.1/4*	100	U51120.013.0125	#10-24X1.*	100	U51120.019.0100			

6

Machine screw round head UNC asme B18.6.3

Ronde kop schroef met kruisgleuf UNC ASME B18.6.3 / Vis à métaux Tête ronde UNC asme B18.6.3

ASME B18.6.3

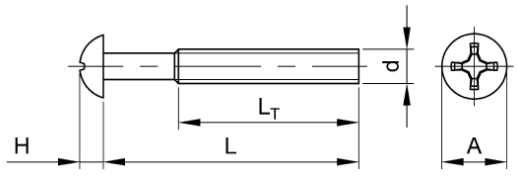



Technical Data

d	A (max.)	Driver size	H (max.)	Threads per inch
No.2	0.162	1	0.069	56
No.4	0.211	1	0.086	40
No.5	0.236	2	0.095	40
No.6	0.26	2	0.103	32
No.8	0.309	2	0.12	32
No.10	0.359	2	0.137	24
No.12	0.408	3	0.153	24
1/4	0.472	3	0.175	20
5/16	0.59	3	0.216	18

Article groups

Thread	Driving features	Material	Surface treatment	Code	Page
UNC	Phillips	Low carbon steel	ZPL	U24211	6-79
UNC	Phillips	St.st. A2 (AISI 304/18-8)		U51211	6-79

U24211 Machine screw round head UNC asme B18.6.3 / Ronde kop schroef met kruisgleuf UNC ASME B18.6.3 / Vis à métaux Tête ronde UNC asme B18.6.3 — X01A

Thread Unified National Coarse
Material Low carbon steel
Surface treatment Zinc plated



d - TPI x L	✉	Art.number	d - TPI x L	✉	Art.number	d - TPI x L	✉	Art.number
#2-56X1/4*	100	U24211.008.0025	#6-32X1.1/4*	100	U24211.013.0125			
#2-56X3/8*	100	U24211.008.0037	#6-32X1.1/2*	100	U24211.013.0150	#12-24X3/8*	100	U24211.021.0037
#2-56X1/2*	100	U24211.008.0050	#6-32X1.3/4*	100	U24211.013.0175	#12-24X1/2*	100	U24211.021.0050
#2-56X3/4*	100	U24211.008.0075				#12-24X5/8*	100	U24211.021.0062
			#8-32X1/4*	100	U24211.016.0025	#12-24X3/4*	100	U24211.021.0075
#4-40X3/16*	100	U24211.011.0018	#8-32X5/16*	100	U24211.016.0031	#12-24X1.*	100	U24211.021.0100
#4-40X1/4*	100	U24211.011.0025	#8-32X3/8*	100	U24211.016.0037	#12-24X1.1/2*	100	U24211.021.0150
#4-40X5/16*	100	U24211.011.0031	#8-32X1/2*	100	U24211.016.0050	#12-24X2.*	100	U24211.021.0200
#4-40X3/8*	100	U24211.011.0037	#8-32X5/8*	100	U24211.016.0062			
#4-40X1/2*	100	U24211.011.0050	#8-32X3/4*	100	U24211.016.0075	1/4-20X3/8*	100	U24211.025.0037
#4-40X5/8*	100	U24211.011.0062	#8-32X7/8*	100	U24211.016.0087	1/4-20X1/2*	100	U24211.025.0050
#4-40X3/4*	100	U24211.011.0075	#8-32X1.*	100	U24211.016.0100	1/4-20X5/8*	100	U24211.025.0062
#4-40X7/8*	100	U24211.011.0087	#8-32X1.1/4*	100	U24211.016.0125	1/4-20X3/4*	100	U24211.025.0075
#4-40X1.*	100	U24211.011.0100	#8-32X1.1/2*	100	U24211.016.0150	1/4-20X7/8*	100	U24211.025.0087
#4-40X1.1/4*	100	U24211.011.0125	#8-32X2.*	100	U24211.016.0200	1/4-20X1.*	100	U24211.025.0100
						1/4-20X1.1/4*	100	U24211.025.0125
#5-40X3/8*	100	U24211.012.0037	#10-24X1/4*	100	U24211.019.0025	1/4-20X1.1/2*	100	U24211.025.0150
#5-40X1/2*	100	U24211.012.0050	#10-24X3/8*	100	U24211.019.0037	1/4-20X1.3/4*	100	U24211.025.0175
			#10-24X1/2*	100	U24211.019.0050	1/4-20X2.*	100	U24211.025.0200
#6-32X1/4*	100	U24211.013.0025	#10-24X5/8*	100	U24211.019.0062	1/4-20X2.1/2*	100	U24211.025.0250
#6-32X5/16*	100	U24211.013.0031	#10-24X3/4*	100	U24211.019.0075	1/4-20X2.3/4*	100	U24211.025.0275
#6-32X3/8*	100	U24211.013.0037	#10-24X1.*	100	U24211.019.0100			
#6-32X1/2*	100	U24211.013.0050	#10-24X1.1/4*	100	U24211.019.0125	5/16-18X1.*	100	U24211.031.0100
#6-32X5/8*	100	U24211.013.0062	#10-24X1.1/2*	100	U24211.019.0150	5/16-18X1.1/2*	100	U24211.031.0150
#6-32X3/4*	100	U24211.013.0075	#10-24X1.3/4*	100	U24211.019.0175			
#6-32X1.*	100	U24211.013.0100	#10-24X2.*	100	U24211.019.0200			

U51211 Machine screw round head UNC asme B18.6.3 / Ronde kop schroef met kruisgleuf UNC ASME B18.6.3 / Vis à métaux Tête ronde UNC asme B18.6.3 — X15A

Thread Unified National Coarse
Material Stainless steel A2 (AISI 304/18-8)



d - TPI x L	✉	Art.number	d - TPI x L	✉	Art.number	d - TPI x L	✉	Art.number
#4-40X1/4*	100	U51211.011.0025	#8-32X3/8*	100	U51211.016.0037	#10-24X3/4*	100	U51211.019.0075
#4-40X5/16*	100	U51211.011.0031	#8-32X1/2*	100	U51211.016.0050	#10-24X1.*	100	U51211.019.0100
#4-40X3/8*	100	U51211.011.0037	#8-32X5/8*	100	U51211.016.0062	#10-24X1.1/4*	100	U51211.019.0125
			#8-32X3/4*	100	U51211.016.0075	#10-24X1.1/2*	100	U51211.019.0150
#6-32X1/4*	100	U51211.013.0025	#8-32X1.*	100	U51211.016.0100	#10-24X1.3/4*	100	U51211.019.0175
#6-32X5/16*	100	U51211.013.0031	#8-32X1.1/4*	100	U51211.016.0125	#10-24X2.*	50	U51211.019.0200
#6-32X3/8*	100	U51211.013.0037	#8-32X1.1/2*	100	U51211.016.0150			
#6-32X1/2*	100	U51211.013.0050	#8-32X1.3/4*	100	U51211.016.0175	1/4-20X1/2*	50	U51211.025.0050
#6-32X5/8*	100	U51211.013.0062	#8-32X2.*	100	U51211.016.0200	1/4-20X5/8*	50	U51211.025.0062
#6-32X3/4*	100	U51211.013.0075				1/4-20X3/4*	50	U51211.025.0075
#6-32X1.*	100	U51211.013.0100	#10-24X3/8*	100	U51211.019.0037	1/4-20X1.*	50	U51211.025.0100
#6-32X1.1/2*	100	U51211.013.0150	#10-24X7/16*	100	U51211.019.0043	1/4-20X1.1/4*	50	U51211.025.0125
			#10-24X1/2*	100	U51211.019.0050	1/4-20X1.1/2*	50	U51211.025.0150
#8-32X1/4*	100	U51211.016.0025	#10-24X5/8*	100	U51211.019.0062	1/4-20X2.*	50	U51211.025.0200
#8-32X5/16*	100	U51211.016.0031						

6

FABORY

Machine screw round head slot UNC asme B18.6.3

Ronde kop schroef met zaaggleuf UNC ASME B18.6.3 / Vis à métaux tête ronde fendue UNC asme B18.6.4

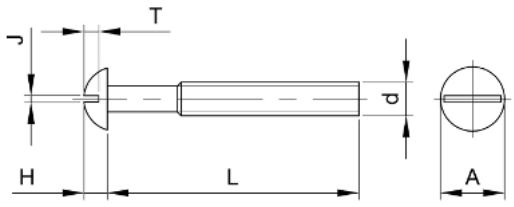

ASME B18.6.3



Technical Data

d	A (max.)	H (max.)	J (max.)	T (max.)	TPI
No.2	0.162	0.069	0.031	0.048	56
No.4	0.211	0.086	0.039	0.058	40
No.5	0.236	0.095	0.043	0.063	40
No.6	0.26	0.103	0.048	0.068	32
No.8	0.309	0.12	0.054	0.077	32
No.10	0.359	0.137	0.06	0.087	24
No.12	0.408	0.153	0.067	0.096	24
1/4	0.472	0.175	0.075	0.109	20
5/16	0.59	0.216	0.084	0.132	18
3/8	0.708	0.256	0.094	0.155	16

Article groups

Thread	Driving features	Material	Surface treatment	Code	Page
UNC	Slotted	Low carbon steel	ZPL	U24210	6-80
UNC	Slotted	Br.		U48210	6-81
UNC	Slotted	St.st. A2 (AISI 304/18-8)		U51213	6-81

U24210 **Machine screw round head slot UNC asme B18.6.3 / Ronde kop schroef met zaaggleuf UNC ASME B18.6.3 / Vis à métaux tête ronde fendue UNC asme B18.6.4** **X01A**

Thread Unified National Coarse
Material Low carbon steel
Surface treatment Zinc plated

RoHS



d - TPI x L	✉	Art.number	d - TPI x L	✉	Art.number	d - TPI x L	✉	Art.number
#5-40X3/16*	100	U24210.012.0018	#8-32X2.1/2*	100	U24210.016.0250	1/4-20X1 Inch*	100	U24210.025.0100
#5-40X1/4*	100	U24210.012.0025	#8-32X3 Inch*	100	U24210.016.0300	1/4-20X1.1/4*	100	U24210.025.0125
#5-40X3/8*	100	U24210.012.0037	#8-32X3.1/2*	100	U24210.016.0350	1/4-20X1.1/2*	100	U24210.025.0150
#5-40X1/2*	100	U24210.012.0050	#8-32X4 Inch*	100	U24210.016.0400	1/4-20X1.3/4*	100	U24210.025.0175
#5-40X5/8*	100	U24210.012.0062				1/4-20X2 Inch*	100	U24210.025.0200
#5-40X3/4*	100	U24210.012.0075	#10-24X3/8*	100	U24210.019.0037	1/4-20X2.1/4*	100	U24210.025.0225
#5-40X1 Inch*	100	U24210.012.0100	#10-24X1/2*	100	U24210.019.0050	1/4-20X2.1/2*	100	U24210.025.0250
#5-40X1.1/4*	100	U24210.012.0125	#10-24X5/8*	100	U24210.019.0062	1/4-20X3 Inch*	100	U24210.025.0300
#5-40X1.1/2*	100	U24210.012.0150	#10-24X3/4*	100	U24210.019.0075	1/4-20X4 Inch*	100	U24210.025.0400
#5-40X2 Inch*	100	U24210.012.0200	#10-24X7/8*	100	U24210.019.0087	1/4-20X4.1/2*	100	U24210.025.0450
#5-40X2.1/2*	100	U24210.012.0250	#10-24X1 Inch*	100	U24210.019.0100	1/4-20X5 Inch*	100	U24210.025.0500
#5-40X3 Inch*	100	U24210.012.0300	#10-24X1.1/4*	100	U24210.019.0125	1/4-20X6 Inch*	100	U24210.025.0600
			#10-24X1.1/2*	100	U24210.019.0150			
#6-32X3/4*	100	U24210.013.0075	#10-24X1.3/4*	100	U24210.019.0175	5/16-18X3/4*	100	U24210.031.0075
#6-32X1 Inch*	100	U24210.013.0100	#10-24X2 Inch*	100	U24210.019.0200	5/16-18X1 Inch*	100	U24210.031.0100
#6-32X1.1/2*	100	U24210.013.0150	#10-24X2.1/2*	100	U24210.019.0250	5/16-18X2 Inch*	100	U24210.031.0200
#6-32X2 Inch*	100	U24210.013.0200	#10-24X3 Inch*	100	U24210.019.0300	5/16-18X2.1/2*	100	U24210.031.0250
			#10-24X3.1/2*	100	U24210.019.0350	5/16-18X4 Inch*	50	U24210.031.0400
#8-32X3/8*	100	U24210.016.0037	#10-24X4 Inch*	100	U24210.019.0400	5/16-18X5 Inch*	50	U24210.031.0500
#8-32X1/2*	100	U24210.016.0050	#10-24X5 Inch*	100	U24210.019.0500			
#8-32X5/8*	100	U24210.016.0062	#10-24X6 Inch*	100	U24210.019.0600	3/8-16X1/2*	100	U24210.037.0050
#8-32X3/4*	100	U24210.016.0075				3/8-16X1 Inch*	100	U24210.037.0100
#8-32X1 Inch*	100	U24210.016.0100	1/4-20X3/8*	100	U24210.025.0037	3/8-16X1.1/2*	100	U24210.037.0150
#8-32X1.1/4*	100	U24210.016.0125	1/4-20X1/2*	100	U24210.025.0050	3/8-16X2 Inch*	100	U24210.037.0200
#8-32X1.1/2*	100	U24210.016.0150	1/4-20X5/8*	100	U24210.025.0062	3/8-16X2.1/2*	100	U24210.037.0250
#8-32X2 Inch*	100	U24210.016.0200	1/4-20X3/4*	100	U24210.025.0075	3/8-16X5 Inch*	50	U24210.037.0500

U48210 Machine screw round head slot UNC asme B18.6.3 / Ronde kop schroef met zaaggleuf UNC ASME B18.6.3 / Vis à métaux tête ronde fendue UNC asme B18.6.4 X01A

Thread Unified National Coarse
Material Brass



d - TPI x L	✉	Art.number	d - TPI x L	✉	Art.number	d - TPI x L	✉	Art.number
#2-56X1/4*	100	U48210.008.0025	#8-32X1/2*	50	U48210.016.0050	#12-24X1.1/2*	50	U48210.021.0150
#2-56X3/8*	100	U48210.008.0037	#8-32X5/8*	50	U48210.016.0062	#12-24X2 Inch*	50	U48210.021.0200
#2-56X1/2*	100	U48210.008.0050	#8-32X3/4*	50	U48210.016.0075			
#2-56X3/4*	100	U48210.008.0075	#8-32X1 Inch*	50	U48210.016.0100	1/4-20X3/8*	50	U48210.025.0037
			#8-32X1.1/4*	50	U48210.016.0125	1/4-20X1/2*	50	U48210.025.0050
#4-40X1/4*	100	U48210.011.0025	#8-32X1.1/2*	50	U48210.016.0150	1/4-20X5/8*	50	U48210.025.0062
#4-40X3/8*	100	U48210.011.0037	#8-32X2 Inch*	50	U48210.016.0200	1/4-20X3/4*	50	U48210.025.0075
#4-40X1/2*	100	U48210.011.0050	#8-32X2.1/2*	50	U48210.016.0250	1/4-20X1.1/4*	50	U48210.025.0125
#4-40X3/4*	100	U48210.011.0075	#8-32X3 Inch*	50	U48210.016.0300	1/4-20X1.1/2*	50	U48210.025.0150
#4-40X1 Inch*	100	U48210.011.0100				1/4-20X1.3/4*	50	U48210.025.0175
#4-40X1.1/4*	100	U48210.011.0125	#10-24X1/4*	50	U48210.019.0025	1/4-20X2 Inch*	50	U48210.025.0200
#4-40X1.1/2*	100	U48210.011.0150	#10-24X3/8*	50	U48210.019.0037	1/4-20X2.1/2*	50	U48210.025.0250
			#10-24X1/2*	50	U48210.019.0050	1/4-20X3 Inch*	50	U48210.025.0300
#6-32X1/4*	100	U48210.013.0025	#10-24X5/8*	50	U48210.019.0062			
#6-32X3/8*	100	U48210.013.0037	#10-24X3/4*	50	U48210.019.0075	5/16-18X1/2*	25	U48210.031.0050
#6-32X1/2*	100	U48210.013.0050	#10-24X1 Inch*	50	U48210.019.0100	5/16-18X3/4*	25	U48210.031.0075
#6-32X5/8*	100	U48210.013.0062	#10-24X1.1/4*	50	U48210.019.0125	5/16-18X1 Inch*	25	U48210.031.0100
#6-32X3/4*	100	U48210.013.0075	#10-24X1.1/2*	50	U48210.019.0150	5/16-18X1.1/2*	25	U48210.031.0150
#6-32X1 Inch*	100	U48210.013.0100	#10-24X2 Inch*	50	U48210.019.0200	5/16-18X2 Inch*	25	U48210.031.0200
#6-32X1.1/4*	100	U48210.013.0125	#10-24X2.1/2*	50	U48210.019.0250	5/16-18X3 Inch*	25	U48210.031.0300
#6-32X1.1/2*	100	U48210.013.0150	#10-24X3 Inch*	50	U48210.019.0300			
#6-32X1.3/4*	100	U48210.013.0175				3/8-16X1 Inch*	10	U48210.037.0100
#6-32X2 Inch*	100	U48210.013.0200	#12-24X3/8*	50	U48210.021.0037	3/8-16X1.1/4*	10	U48210.037.0125
			#12-24X1/2*	50	U48210.021.0050	3/8-16X2 Inch*	10	U48210.037.0200
#8-32X1/4*	50	U48210.016.0025	#12-24X3/4*	50	U48210.021.0075	3/8-16X3 Inch*	10	U48210.037.0300
#8-32X3/8*	50	U48210.016.0037	#12-24X1 Inch*	50	U48210.021.0100			

U51213 Machine screw round head slot UNC asme B18.6.3 / Ronde kop schroef met zaaggleuf UNC ASME B18.6.3 / Vis à métaux tête ronde fendue UNC asme B18.6.4 X15A

Thread Unified National Coarse
Material Stainless steel A2 (AISI 304/18-8)



d - TPI x L	✉	Art.number	d - TPI x L	✉	Art.number	d - TPI x L	✉	Art.number
#2-56X3/16*	100	U51213.008.0018	#6-32X1.1/8*	100	U51213.013.0112	#10-24X2 Inch*	50	U51213.019.0200
#2-56X1/4*	100	U51213.008.0025	#6-32X1.1/4*	100	U51213.013.0125	#10-24X2.1/4*	50	U51213.019.0225
#2-56X3/8*	100	U51213.008.0037	#6-32X1.1/2*	100	U51213.013.0150	#10-24X2.1/2*	50	U51213.019.0250
#2-56X1/2*	100	U51213.008.0050	#6-32X1.3/4*	100	U51213.013.0175	#10-24X3 Inch*	50	U51213.019.0300
#2-56X5/8*	100	U51213.008.0062	#6-32X2 Inch*	100	U51213.013.0200	#10-24X3.1/2*	50	U51213.019.0350
#2-56X3/4*	100	U51213.008.0075	#6-32X2.1/2*	100	U51213.013.0250	#10-24X4 Inch*	25	U51213.019.0400
#2-56X1 Inch*	100	U51213.008.0100	#6-32X3 Inch*	50	U51213.013.0300			
						#12-24X3/8*	100	U51213.021.0037
#4-40X1/8*	100	U51213.011.0012	#8-32X1/4*	100	U51213.016.0025	#12-24X1/2*	100	U51213.021.0050
#4-40X3/16*	100	U51213.011.0018	#8-32X5/16*	100	U51213.016.0031	#12-24X3/4*	100	U51213.021.0075
#4-40X1/4*	100	U51213.011.0025	#8-32X3/8*	100	U51213.016.0037	#12-24X1 Inch*	100	U51213.021.0100
#4-40X5/16*	100	U51213.011.0031	#8-32X7/16*	100	U51213.016.0043	#12-24X1.1/4*	100	U51213.021.0125
#4-40X3/8*	100	U51213.011.0037	#8-32X1/2*	100	U51213.016.0050	#12-24X1.1/2*	100	U51213.021.0150
#4-40X1/2*	100	U51213.011.0050	#8-32X5/8*	100	U51213.016.0062	#12-24X2 Inch*	50	U51213.021.0200
#4-40X5/8*	100	U51213.011.0062	#8-32X3/4*	100	U51213.016.0075			
#4-40X3/4*	100	U51213.011.0075	#8-32X7/8*	100	U51213.016.0087	1/4-20X3/8*	50	U51213.025.0037
#4-40X1 Inch*	100	U51213.011.0100	#8-32X1 Inch*	100	U51213.016.0100	1/4-20X1/2*	50	U51213.025.0050
#4-40X1.1/4*	100	U51213.011.0125	#8-32X1.1/4*	100	U51213.016.0125	1/4-20X5/8*	50	U51213.025.0062
#4-40X1.1/2*	100	U51213.011.0150	#8-32X1.1/2*	100	U51213.016.0150	1/4-20X3/4*	50	U51213.025.0075
#4-40X2 Inch*	50	U51213.011.0200	#8-32X1.3/4*	100	U51213.016.0175	1/4-20X7/8*	50	U51213.025.0087
			#8-32X2 Inch*	100	U51213.016.0200	1/4-20X1 Inch*	50	U51213.025.0100
#5-40X3/8*	100	U51213.012.0037	#8-32X2.1/2*	100	U51213.016.0250	1/4-20X1.1/4*	50	U51213.025.0125
#5-40X1/2*	100	U51213.012.0050	#8-32X3 Inch*	50	U51213.016.0300	1/4-20X1.1/2*	50	U51213.025.0150
#5-40X3/4*	100	U51213.012.0075	#8-32X3.1/2*	50	U51213.016.0350	1/4-20X1.3/4*	50	U51213.025.0175
#5-40X1 Inch*	100	U51213.012.0100	#8-32X4 Inch*	50	U51213.016.0400	1/4-20X2 Inch*	50	U51213.025.0200
#5-40X1.1/2*	100	U51213.012.0150				1/4-20X2.1/4*	50	U51213.025.0225
#5-40X2 Inch*	100	U51213.012.0200	#10-24X1/4*	100	U51213.019.0025	1/4-20X2.1/2*	50	U51213.025.0250
			#10-24X5/16*	100	U51213.019.0031	1/4-20X2.3/4*	50	U51213.025.0275
#6-32X3/16*	100	U51213.013.0018	#10-24X3/8*	100	U51213.019.0037	1/4-20X3 Inch*	25	U51213.025.0300
#6-32X1/4*	100	U51213.013.0025	#10-24X1/2*	100	U51213.019.0050	1/4-20X3.1/2*	25	U51213.025.0350
#6-32X5/16*	100	U51213.013.0031	#10-24X5/8*	100	U51213.019.0062	1/4-20X4 Inch*	10	U51213.025.0400
#6-32X3/8*	100	U51213.013.0037	#10-24X3/4*	100	U51213.019.0075	1/4-20X5 Inch*	10	U51213.025.0500
#6-32X1/2*	100	U51213.013.0050	#10-24X7/8*	100	U51213.019.0087			
#6-32X5/8*	100	U51213.013.0062	#10-24X1 Inch*	100	U51213.019.0100	5/16-18X1/2*	25	U51213.031.0050
#6-32X3/4*	100	U51213.013.0075	#10-24X1.1/4*	100	U51213.019.0125	5/16-18X3/4*	25	U51213.031.0075
#6-32X7/8*	100	U51213.013.0087	#10-24X1.1/2*	100	U51213.019.0150	5/16-18X1 Inch*	25	U51213.031.0100
#6-32X1 Inch*	100	U51213.013.0100	#10-24X1.3/4*	100	U51213.019.0175	5/16-18X1.1/4*	25	U51213.031.0125

6

FABORY

U51213	Machine screw round head slot UNC asme B18.6.3 / Ronde kop schroef met zaaggleuf UNC ASME B18.6.3 / Vis à métaux tête ronde fendue UNC asme B18.6.4	←

d - TPI x L	✉	Art.number	d - TPI x L	✉	Art.number	d - TPI x L	✉	Art.number
5/16-18X1.1/2*	25	U51213.031.0150				3/8-16X2 Inch*	10	U51213.037.0200
5/16-18X1.3/4*	25	U51213.031.0175	3/8-16X1/2*	25	U51213.037.0050	3/8-16X2.1/2*	10	U51213.037.0250
5/16-18X2 Inch*	10	U51213.031.0200	3/8-16X3/4*	25	U51213.037.0075	3/8-16X3 Inch*	10	U51213.037.0300
5/16-18X2.1/2*	10	U51213.031.0250	3/8-16X1 Inch*	25	U51213.037.0100	3/8-16X3.1/2*	10	U51213.037.0350
5/16-18X3 Inch*	10	U51213.031.0300	3/8-16X1.1/4*	25	U51213.037.0125	3/8-16X4 Inch*	10	U51213.037.0400
5/16-18X3.1/2*	10	U51213.031.0350	3/8-16X1.1/2*	25	U51213.037.0150			
5/16-18X4 Inch*	10	U51213.031.0400	3/8-16X1.3/4*	25	U51213.037.0175			

Machine screw round hd slt/ph comb UNC asme B18.6.3

Ronde kop schroef met combi zaaggleuf/kruisgleuf UNC ASME B18.6.3 / Vis à métaux Tête ronde combi Fendu/PH UNC asme B18.6.4

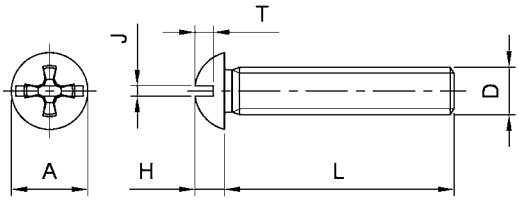

ASME B18.6.3

6

Technical Data

D	A (max.)	Driver size	H (max.)	J (max.)	T (max.)	TPI
No.4	0.211	1	0.086	0.039	0.058	40
No.5	0.236	2	0.095	0.043	0.063	40
No.6	0.26	2	0.103	0.048	0.068	32
No.8	0.309	2	0.12	0.054	0.077	32
No.10	0.359	2	0.137	0.06	0.087	24
No.12	0.408	3	0.153	0.067	0.096	24
1/4	0.472	3	0.175	0.075	0.109	20
5/16	0.59	3	0.216	0.084	0.132	18
3/8	0.708	4	0.256	0.094	0.155	16
1/2	0.813	4	0.355	0.106	0.211	13

U24212	Machine screw round hd slt/ph comb UNC asme B18.6.3 / Ronde kop schroef met combi zaaggleuf/kruisgleuf UNC ASME B18.6.3 / Vis à métaux Tête ronde combi Fendu/PH UNC asme B18.6.4	X01A

Thread Unified National Coarse
Material Low carbon steel
Surface treatment Zinc plated

RoHS

D - TPI x L	✉	Art.number	D - TPI x L	✉	Art.number	D - TPI x L	✉	Art.number
#4-40X1/4*	100	U24212.011.0025	#6-32X2 Inch*	100	U24212.013.0200	#10-24X3/4*	100	U24212.019.0075
#4-40X3/8*	100	U24212.011.0037	#6-32X2.1/2*	100	U24212.013.0250	#10-24X7/8*	100	U24212.019.0087
#4-40X1/2*	100	U24212.011.0050	#6-32X3 Inch*	100	U24212.013.0300	#10-24X1 Inch*	100	U24212.019.0100
#4-40X5/8*	100	U24212.011.0062	#6-32X4 Inch*	100	U24212.013.0400	#10-24X1.1/4*	100	U24212.019.0125
#4-40X3/4*	100	U24212.011.0075				#10-24X1.1/2*	100	U24212.019.0150
#4-40X7/8*	100	U24212.011.0087	#8-32X1/4*	100	U24212.016.0025	#10-24X1.3/4*	100	U24212.019.0175
#4-40X1 Inch*	100	U24212.011.0100	#8-32X5/16*	100	U24212.016.0031	#10-24X2 Inch*	100	U24212.019.0200
#4-40X1.1/4*	100	U24212.011.0125	#8-32X3/8*	100	U24212.016.0037	#10-24X2.1/4*	100	U24212.019.0225
#4-40X1.1/2*	100	U24212.011.0150	#8-32X1/2*	100	U24212.016.0050	#10-24X2.1/2*	100	U24212.019.0250
			#8-32X5/8*	100	U24212.016.0062	#10-24X3 Inch*	100	U24212.019.0300
#5-40X1/4*	100	U24212.012.0025	#8-32X3/4*	100	U24212.016.0075	#10-24X3.1/2*	100	U24212.019.0350
#5-40X3/8*	100	U24212.012.0037	#8-32X7/8*	100	U24212.016.0087	#10-24X4 Inch*	100	U24212.019.0400
#5-40X1/2*	100	U24212.012.0050	#8-32X1 Inch*	100	U24212.016.0100	#10-24X5 Inch*	100	U24212.019.0500
#5-40X3/4*	100	U24212.012.0075	#8-32X1.1/4*	100	U24212.016.0125	#10-24X6 Inch*	100	U24212.019.0600
#5-40X1 Inch*	100	U24212.012.0100	#8-32X1.1/2*	100	U24212.016.0150			
#5-40X1.1/4*	100	U24212.012.0125	#8-32X1.3/4*	100	U24212.016.0175	#12-24X3/8*	100	U24212.021.0037
#5-40X1.1/2*	100	U24212.012.0150	#8-32X2 Inch*	100	U24212.016.0200	#12-24X1/2*	100	U24212.021.0050
			#8-32X2.1/4*	100	U24212.016.0225	#12-24X5/8*	100	U24212.021.0062
#6-32X1/4*	100	U24212.013.0025	#8-32X2.1/2*	100	U24212.016.0250	#12-24X3/4*	100	U24212.021.0075
#6-32X3/8*	100	U24212.013.0037	#8-32X3 Inch*	100	U24212.016.0300	#12-24X1 Inch*	100	U24212.021.0100
#6-32X1/2*	100	U24212.013.0050	#8-32X3.1/2*	100	U24212.016.0350	#12-24X1.1/4*	100	U24212.021.0125
#6-32X5/8*	100	U24212.013.0062	#8-32X4 Inch*	100	U24212.016.0400	#12-24X1.1/2*	100	U24212.021.0150
#6-32X3/4*	100	U24212.013.0075				#12-24X2 Inch*	100	U24212.021.0200
#6-32X7/8*	100	U24212.013.0087	#10-24X1/4*	100	U24212.019.0025	#12-24X2.1/2*	100	U24212.021.0250
#6-32X1 Inch*	100	U24212.013.0100	#10-24X3/8*	100	U24212.019.0037	#12-24X3 Inch*	100	U24212.021.0300
#6-32X1.1/4*	100	U24212.013.0125	#10-24X1/2*	100	U24212.019.0050			
#6-32X1.1/2*	100	U24212.013.0150	#10-24X5/8*	100	U24212.019.0062	1/4-20X3/8*	100	U24212.025.0037
#6-32X1.3/4*	100	U24212.013.0175						

U24212	Machine screw round hd slt/ph comb UNC asme B18.6.3 / Ronde kop schroef met combi zaaggleuf/kruisgleuf UNC ASME B18.6.3 / Vis à métaux Tête ronde combi Fendu/PH UNC asme B18.6.4	←

D - TPI x L	✉	Art.number	D - TPI x L	✉	Art.number	D - TPI x L	✉	Art.number
1/4-20X1/2*	100	U24212.025.0050	1/4-20X4.1/2*	100	U24212.025.0450	5/16-18X6 Inch*	50	U24212.031.0600
1/4-20X5/8*	100	U24212.025.0062	1/4-20X5 Inch*	100	U24212.025.0500			
1/4-20X3/4*	100	U24212.025.0075	1/4-20X6 Inch*	100	U24212.025.0600	3/8-16X3/4*	100	U24212.037.0075
1/4-20X1 Inch*	100	U24212.025.0100				3/8-16X1 Inch*	100	U24212.037.0100
1/4-20X1.1/4*	100	U24212.025.0125	5/16-18X1/2*	100	U24212.031.0050	3/8-16X1.1/2*	100	U24212.037.0150
1/4-20X1.1/2*	100	U24212.025.0150	5/16-18X3/4*	100	U24212.031.0075	3/8-16X2 Inch*	100	U24212.037.0200
1/4-20X1.3/4*	100	U24212.025.0175	5/16-18X1 Inch*	100	U24212.031.0100	3/8-16X3 Inch*	50	U24212.037.0300
1/4-20X2 Inch*	100	U24212.025.0200	5/16-18X1.1/4*	100	U24212.031.0125	3/8-16X4 Inch*	50	U24212.037.0400
1/4-20X2.1/4*	100	U24212.025.0225	5/16-18X1.1/2*	100	U24212.031.0150	3/8-16X5 Inch*	50	U24212.037.0500
1/4-20X2.1/2*	100	U24212.025.0250	5/16-18X2 Inch*	100	U24212.031.0200	3/8-16X6 Inch*	50	U24212.037.0600
1/4-20X2.3/4*	100	U24212.025.0275	5/16-18X2.1/2*	100	U24212.031.0250			
1/4-20X3 Inch*	100	U24212.025.0300	5/16-18X3 Inch*	100	U24212.031.0300	1/2-13X4 Inch*	25	U24212.050.0400
1/4-20X3.1/2*	100	U24212.025.0350	5/16-18X4 Inch*	50	U24212.031.0400			
1/4-20X4 Inch*	100	U24212.025.0400	5/16-18X5 Inch*	50	U24212.031.0500			

Machine screw truss UNC asme B18.6.3

Laag bolkop schroef met kruisgleuf UNC ASME B18.6.3 / Vis à métaux Tête ronde UNC asme B18.6.3

ASME B18.6.3

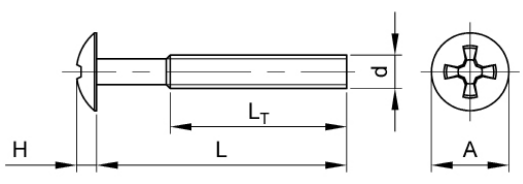



Technical Data

d	A (max.)	Driver size	H (max.)	Threads per inch
No.4	0.257	1	0.069	40
No.6	0.321	2	0.086	32
No.8	0.384	2	0.102	32
No.10	0.448	2	0.118	24
1/4	0.573	3	0.15	20
5/16	0.698	3	0.183	18

Article groups

Thread	Driving features	Material	Surface treatment	Code	Page
UNC	Phillips	Low carbon steel	ZPL	U24862	6-83
UNC	Phillips	St.st. A2 (AISI 304/18-8)		U51862	6-83

U24862	Machine screw truss UNC asme B18.6.3 / Laag bolkop schroef met kruisgleuf UNC ASME B18.6.3 / Vis à métaux Tête ronde UNC asme B18.6.3	X01A

Thread Unified National Coarse
Material Low carbon steel
Surface treatment Zinc plated



d - TPI x L	✉	Art.number	d - TPI x L	✉	Art.number	d - TPI x L	✉	Art.number
#6-32X3/8*	100	U24862.013.0037				#8-32X3/4*	100	U24862.016.0075
#6-32X1/2*	100	U24862.013.0050	#8-32X3/8*	100	U24862.016.0037			
#6-32X1.*	100	U24862.013.0100	#8-32X1/2*	100	U24862.016.0050	#10-24X1/2*	100	U24862.019.0050

U51862	Machine screw truss UNC asme B18.6.3 / Laag bolkop schroef met kruisgleuf UNC ASME B18.6.3 / Vis à métaux Tête ronde UNC asme B18.6.3	X15A

Thread Unified National Coarse
Material Stainless steel A2 (AISI 304/18-8)



d - TPI x L	✉	Art.number	d - TPI x L	✉	Art.number	d - TPI x L	✉	Art.number
#4-40X1/4*	100	U51862.011.0025				#6-32X7/16*	100	U51862.013.0043
#4-40X5/16*	100	U51862.011.0031	#6-32X1/4*	100	U51862.013.0025	#6-32X1/2*	100	U51862.013.0050
#4-40X3/8*	100	U51862.011.0037	#6-32X5/16*	100	U51862.013.0031	#6-32X5/8*	100	U51862.013.0062
#4-40X1/2*	100	U51862.011.0050	#6-32X3/8*	100	U51862.013.0037	#6-32X3/4*	100	U51862.013.0075

U51862	Machine screw truss UNC asme B18.6.3 / Laag bolkop schroef met kruisgleuf UNC ASME B18.6.3 / Vis à métaux Tête ronde UNC asme B18.6.3	←

d - TPI x L	✉	Art.number	d - TPI x L	✉	Art.number	d - TPI x L	✉	Art.number
#6-32X1.*	100	U51862.013.0100	#10-24X1/2*	100	U51862.019.0050	1/4-20X3/4*	50	U51862.025.0075
			#10-24X5/8*	100	U51862.019.0062	1/4-20X1.*	50	U51862.025.0100
#8-32X1/4*	100	U51862.016.0025	#10-32X5/8	100	U51862.019.0063	1/4-20X1.1/4*	50	U51862.025.0125
#8-32X5/16*	100	U51862.016.0031	#10-24X3/4*	100	U51862.019.0075	1/4-20X1.1/2*	50	U51862.025.0150
#8-32X3/8*	100	U51862.016.0037	#10-24X7/8*	100	U51862.019.0087	1/4-20X1.3/4*	50	U51862.025.0175
#8-32X7/16*	100	U51862.016.0043	#10-24X1.*	100	U51862.019.0100	1/4-20X2.*	25	U51862.025.0200
#8-32X1/2*	100	U51862.016.0050	#10-24X1.1/4*	100	U51862.019.0125	1/4-20X2.1/2*	25	U51862.025.0250
#8-32X5/8*	100	U51862.016.0062	#10-24X1.1/2*	100	U51862.019.0150			
#8-32X3/4*	100	U51862.016.0075	#10-24X2.*	50	U51862.019.0200	5/16-18X3/4*	25	U51862.031.0075
#8-32X1.*	100	U51862.016.0100				5/16-18X1.*	25	U51862.031.0100
#8-32X1.1/4*	100	U51862.016.0125	1/4-20X3/8*	50	U51862.025.0037	5/16-18X1.1/2*	25	U51862.031.0150
			1/4-20X1/2*	50	U51862.025.0050			
#10-24X3/8*	100	U51862.019.0037	1/4-20X5/8*	50	U51862.025.0062			

Machine screw truss slot UNC asme B18.6.3

Laag bolkop schroef met zaaggleuf UNC ASME B18.6.3 / Vis à métaux Tête ronde fendue UNC asme B18.6.3

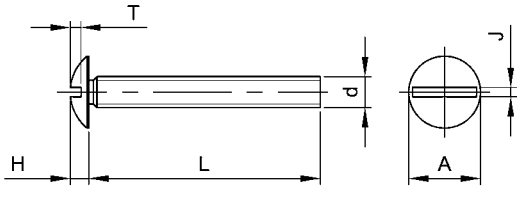

ASME B18.6.3



Technical Data

d	A (max.)	H (max.)	J (max.)	T (max.)	Threads per inch
No.6	0.321	0.086	0.048	0.05	32
No.8	0.384	0.102	0.054	0.058	32
No.10	0.448	0.118	0.067	0.068	24
1/4	0.573	0.15	0.075	0.087	20
5/16	0.698	0.183	0.084	0.106	18
3/8	0.823	0.215	0.094	0.124	16

Article groups

Thread	Driving features	Material	Surface treatment	Code	Page
UNC	Slotted	Low carbon steel	ZPL	U24861	6-84
UNC	Slotted	St.st. A2 (AISI 304/18-8)		U51215	6-85

U24861	Machine screw truss slot UNC asme B18.6.3 / Laag bolkop schroef met zaaggleuf UNC ASME B18.6.3 / Vis à métaux Tête ronde fendue UNC asme B18.6.3	X01A

Thread Unified National Coarse
Material Low carbon steel
Surface treatment Zinc plated

RoHS



d - TPI x L	✉	Art.number	d - TPI x L	✉	Art.number	d - TPI x L	✉	Art.number
#6-32X1/4*	100	U24861.013.0025	#10-24X1/2*	100	U24861.019.0050			
#6-32X3/8*	100	U24861.013.0037	#10-24X3/4*	100	U24861.019.0075	5/16-18X1/2*	100	U24861.031.0050
#6-32X1/2*	100	U24861.013.0050	#10-24X1 Inch*	100	U24861.019.0100	5/16-18X3/4*	100	U24861.031.0075
#6-32X3/4*	100	U24861.013.0075	#10-24X1.1/4*	100	U24861.019.0125	5/16-18X1 Inch*	100	U24861.031.0100
#6-32X1 Inch*	100	U24861.013.0100	#10-24X1.1/2*	100	U24861.019.0150	5/16-18X1.1/2*	100	U24861.031.0150
						5/16-18X2 Inch*	100	U24861.031.0200
#8-32X3/8*	100	U24861.016.0037	1/4-20X1/2*	100	U24861.025.0050	5/16-18X2.1/2*	100	U24861.031.0250
#8-32X1/2*	100	U24861.016.0050	1/4-20X5/8*	100	U24861.025.0062			
#8-32X3/4*	100	U24861.016.0075	1/4-20X3/4*	100	U24861.025.0075	3/8-16X3/4*	100	U24861.037.0075
#8-32X1 Inch*	100	U24861.016.0100	1/4-20X1 Inch*	100	U24861.025.0100	3/8-16X1 Inch*	100	U24861.037.0100
#8-32X1.1/2*	100	U24861.016.0150	1/4-20X1.1/4*	100	U24861.025.0125	3/8-16X2 Inch*	100	U24861.037.0200
			1/4-20X2 Inch*	100	U24861.025.0200	3/8-16X3 Inch*	100	U24861.037.0300
#10-24X3/8*	100	U24861.019.0037						

U51215 **Machine screw truss slot UNC asme B18.6.3 / Laag bolkop schroef met zaaggleuf UNC ASME B18.6.3 / Vis à métaux Tête ronde fendue UNC asme B18.6.3** **X15A**

Thread Unified National Coarse
Material Stainless steel A2 (AISI 304/18-8)



d - TPI x L	✉	Art.number	d - TPI x L	✉	Art.number	d - TPI x L	✉	Art.number
#6-32X1/4*	100	U51215.013.0025	#8-32X1 Inch*	100	U51215.016.0100	1/4-20X3/8*	50	U51215.025.0037
#6-32X5/16*	100	U51215.013.0031	#8-32X1.1/4*	100	U51215.016.0125	1/4-20X1/2*	50	U51215.025.0050
#6-32X3/8*	100	U51215.013.0037				1/4-20X5/8*	50	U51215.025.0062
#6-32X1/2*	100	U51215.013.0050	#10-24X1/4*	100	U51215.019.0025	1/4-20X3/4*	50	U51215.025.0075
#6-32X3/4*	100	U51215.013.0075	#10-24X3/8*	100	U51215.019.0037	1/4-20X7/8*	50	U51215.025.0087
#6-32X1 Inch*	100	U51215.013.0100	#10-24X1/2*	100	U51215.019.0050	1/4-20X1 Inch*	50	U51215.025.0100
			#10-24X5/8*	100	U51215.019.0062	1/4-20X1.1/4*	50	U51215.025.0125
#8-32X1/4*	100	U51215.016.0025	#10-24X3/4*	100	U51215.019.0075	1/4-20X1.1/2*	50	U51215.025.0150
#8-32X5/16*	100	U51215.016.0031	#10-24X1 Inch*	100	U51215.019.0100	1/4-20X2 Inch*	50	U51215.025.0200
#8-32X3/8*	100	U51215.016.0037	#10-24X1.1/4*	100	U51215.019.0125			
#8-32X1/2*	100	U51215.016.0050	#10-24X1.1/2*	100	U51215.019.0150	5/16-18X1/2*	25	U51215.031.0050
#8-32X5/8*	100	U51215.016.0062	#10-24X2 Inch*	50	U51215.019.0200	5/16-18X3/4*	25	U51215.031.0075
#8-32X3/4*	100	U51215.016.0075				5/16-18X1 Inch*	25	U51215.031.0100

Hexagon head thread cutting screw

Zelfdraadsnijdende zeskantbout / Vis autotaraudeuse à tête hexagonale

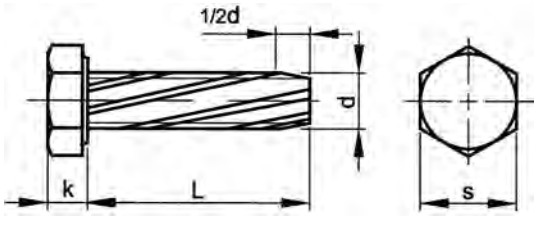

DIN **7513 A**



Technical Data

d	Drill ø (H11)	k	P	s
M4	3.6	2.8	0.70	7
M5	4.5	3.5	0.80	8
M6	5.5	4	1.00	10
M8	7.4	5.3	1.25	13

- Drill ø (H11) = The given boring diameters are guide lines for materials of medium strength.
- For thin-walled workpieces or workpieces made from soft materials, a smaller core hole diameter, for thick walled workpieces or workpieces made from hard materials a larger core hole diameter may be chosen.
- It is recommended that the exact diameter selection is made on basis of tests.
- The depth of engagement should not exceed 2 d.

27010 **Hexagon head thread cutting screw / Zelfdraadsnijdende zeskantbout / Vis autotaraudeuse à tête hexagonale** **J04A**

Thread Metric thread
Material Steel
Surface treatment Zinc plated



d x L	✉	Art.number	d x L	✉	Art.number	d x L	✉	Art.number
M4X8*	1.000	27010.040.008	M5X20	500	27010.050.020			
M4X10*	1.000	27010.040.010	M5X25	500	27010.050.025	M8X16	500	27010.080.016
M4X12*	1.000	27010.040.012	M5X30*	500	27010.050.030	M8X20	250	27010.080.020
M4X16*	1.000	27010.040.016				M8X25	250	27010.080.025
M4X20*	1.000	27010.040.020	M6X12	1.000	27010.060.012	M8X30	250	27010.080.030
M4X25*	1.000	27010.040.025	M6X16	500	27010.060.016	M8X35	250	27010.080.035
			M6X20	500	27010.060.020	M8X40	200	27010.080.040
M5X10	2.000	27010.050.010	M6X25	500	27010.060.025	M8X45*	50	27010.080.045
M5X12	1.000	27010.050.012	M6X30	500	27010.060.030	M8X50*	50	27010.080.050
M5X16	1.000	27010.050.016	M6X35*	500	27010.060.035			

- Warning: electroplating of these products may cause hydrogen embrittlement.

FABORY

Cross recessed raised cheese head thread cutting screw

Zelfdraadsnijdende bolcilinderschroef met kruisgleuf / Vis autotaraudeuse à tête cylindrique bombée à empreinte cruciforme

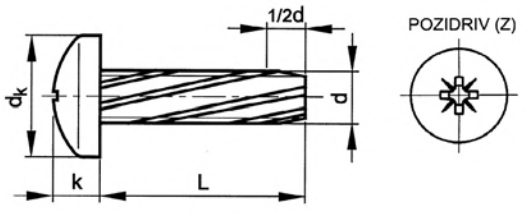

DIN **7516 AE-H**



Technical Data

d	d_k	Drill ø (H11)	k	No. cross recess	P
M3	6	2.7	2.4	1	0.50
M4	8	3.6	3.1	2	0.70
M5	10	4.5	3.8	2	0.80
M6	12	5.5	4.6	3	1.00
M8	16	7.4	6	4	1.25

- Drill ø (H11) = The given boring diameters are guide lines for materials of medium strength.
- For thin-walled workpieces or workpieces made from soft materials, a smaller core hole diameter, for thick walled workpieces or workpieces made from hard materials a larger core hole diameter may be chosen.
- It is recommended that the exact diameter selection is made on basis of tests.
- The depth of engagement should not exceed 2 d.

27100 **Cross recessed raised cheese head thread cutting screw Phillips / Zelfdraadsnijdende bolcilinderschroef met Phillips kruisgleuf / Vis autotaraudeuse à tête cylindrique bombée à empreinte cruciforme Phillips** **J04A**

Thread Metric thread
Material Steel
Surface treatment Zinc plated



d x L	✉	Art.number	d x L	✉	Art.number	d x L	✉	Art.number
M3X6	2.000	27100.030.006	M4X30*	1.000	27100.040.030	M6X20	500	27100.060.020
M3X8	2.000	27100.030.008				M6X25	500	27100.060.025
M3X10	2.000	27100.030.010	M5X10	2.000	27100.050.010	M6X30	500	27100.060.030
M3X12	2.000	27100.030.012	M5X12	1.000	27100.050.012	M6X35	250	27100.060.035
M3X16	2.000	27100.030.016	M5X16	1.000	27100.050.016	M6X40*	250	27100.060.040
			M5X20	500	27100.050.020	M6X50*	250	27100.060.050
M4X6*	2.000	27100.040.006	M5X25	500	27100.050.025			
M4X8	2.000	27100.040.008	M5X30	500	27100.050.030	M8X16*	500	27100.080.016
M4X10	2.000	27100.040.010	M5X35*	500	27100.050.035	M8X20*	500	27100.080.020
M4X12	2.000	27100.040.012	M5X40*	500	27100.050.040	M8X25*	500	27100.080.025
M4X16	2.000	27100.040.016				M8X30*	500	27100.080.030
M4X20	1.000	27100.040.020	M6X12	1.000	27100.060.012	M8X35*	500	27100.080.035
M4X25	1.000	27100.040.025	M6X16	500	27100.060.016	M8X40*	500	27100.080.040

- Warning: electroplating of these products may cause hydrogen embrittlement.

Cross recessed countersunk head thread cutting screw

Zelfdraadsnijdende verzonken schroef met kruisgleuf / Vis autotaraudeuse à tête fraisée à empreinte cruciforme

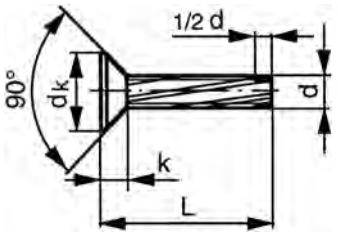



DIN 7516 DE-H



Technical Data

d	d_k	Drill ø (H11)	k (max.)	No. cross recess	P
M3	5.5	2.7	1.65	1	0.50
M4	8.4	3.6	2.7	2	0.70
M5	9.3	4.5	2.7	2	0.80
M6	11.3	5.5	3.3	3	1.00
M8	15.8	7.4	4.65	4	1.25

- Drill ø (H11) = The given boring diameters are guide lines for materials of medium strength.
- For thin-walled workpieces or workpieces made from soft materials, a smaller core hole diameter, for thick walled workpieces or workpieces made from hard materials a larger core hole diameter may be chosen.
- It is recommended that the exact diameter selection is made on basis of tests.
- The depth of engagement should not exceed 2 d.

27160 **Cross recessed countersunk head thread cutting screw Phillips / Zelfdraadsnijdende verzonken schroef met Phillips kruisgleuf / Vis autotaraudeuse à tête fraisée à empreinte cruciforme Phillips** **J04A**

Thread Metric thread
Material Steel
Surface treatment Zinc plated

RoHS



d x L	✉	Art.number	d x L	✉	Art.number	d x L	✉	Art.number
M3X6*	2.000	27160.030.006				M6X35	250	27160.060.035
M3X8*	2.000	27160.030.008	M5X10	1.000	27160.050.010	M6X40	250	27160.060.040
M3X10*	2.000	27160.030.010	M5X12	1.000	27160.050.012	M6X45*	250	27160.060.045
M3X12	2.000	27160.030.012	M5X16	1.000	27160.050.016	M6X50*	250	27160.060.050
M3X16	2.000	27160.030.016	M5X20	500	27160.050.020	M6X60*	250	27160.060.060
			M5X25	500	27160.050.025			
M4X8	2.000	27160.040.008	M5X30	500	27160.050.030	M8X16*	100	27160.080.016
M4X10	2.000	27160.040.010				M8X20*	100	27160.080.020
M4X12	2.000	27160.040.012	M6X12*	1.000	27160.060.012	M8X25	100	27160.080.025
M4X16	2.000	27160.040.016	M6X16	500	27160.060.016	M8X30*	100	27160.080.030
M4X20	1.000	27160.040.020	M6X20	500	27160.060.020	M8X35*	100	27160.080.035
M4X25	1.000	27160.040.025	M6X25	500	27160.060.025	M8X40*	100	27160.080.040
M4X30	1.000	27160.040.030	M6X30	500	27160.060.030			

- Warning: electroplating of these products may cause hydrogen embrittlement.

FABORY

Cross recessed raised countersunk head thread cutting screw

Zelfdraadsnijdende bolverzonken schroef met kruisgleuf / Vis autotaraudeuse à tête fraisée bombée à empreinte cruciforme

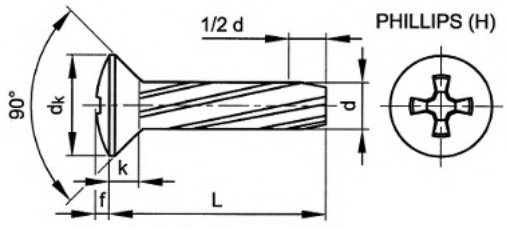

DIN **7516 EE-H**



Technical Data

d	d_k	Drill ø (H11)	f ≈	k (max.)	No. cross recess	P
M3	5.6	2.7	0.75	1.65	1	0.50
M4	7.5	3.6	1	2.2	2	0.70
M5	9.2	4.5	1.25	2.5	2	0.80
M6	11	5.5	1.5	3	3	1.00
M8	14.5	7.4	2	4	4	1.25

- Drill ø (H11) = The given boring diameters are guide lines for materials of medium strength.
- For thin-walled workpieces or workpieces made from soft materials, a smaller core hole diameter, for thick walled workpieces or workpieces made from hard materials a larger core hole diameter may be chosen.
- It is recommended that the exact diameter selection is made on basis of tests.
- The depth of engagement should not exceed 2 d.

27180 **Cross recessed raised countersunk head thread cutting screw Phillips / Zelfdraadsnijdende bolverzonken schroef met Phillips kruisgleuf / Vis autotaraudeuse à tête fraisée bombée à empreinte cruciforme Phillips** **J04A**

Thread Metric thread
Material Steel
Surface treatment Zinc plated

RoHS



d x L	✉	Art.number	d x L	✉	Art.number	d x L	✉	Art.number
M3X6*	2.000	27180.030.006	M4X20	1.000	27180.040.020	M6X20*	500	27180.060.020
M3X8*	2.000	27180.030.008	M4X25	1.000	27180.040.025	M6X40*	500	27180.060.040
M3X10*	2.000	27180.030.010				M6X50*	500	27180.060.050
M3X12*	2.000	27180.030.012	M5X10*	1.000	27180.050.010	M6X60*	500	27180.060.060
M3X16*	1.000	27180.030.016	M5X12*	1.000	27180.050.012			
M3X20*	1.000	27180.030.020	M5X16*	1.000	27180.050.016	M8X16*	500	27180.080.016
			M5X20*	500	27180.050.020	M8X20*	250	27180.080.020
M4X8*	2.000	27180.040.008	M5X25	500	27180.050.025	M8X25*	250	27180.080.025
M4X10	2.000	27180.040.010				M8X30*	250	27180.080.030
M4X12	2.000	27180.040.012	M6X12*	1.000	27180.060.012	M8X35*	250	27180.080.035
M4X16*	2.000	27180.040.016	M6X16*	500	27180.060.016			

- Warning: electroplating of these products may cause hydrogen embrittlement.

Hexalobular socket countersunk head thread cutting screw

Zelfdraadsnijdende verzonken schroef met T-ster / Vis autotaraudeuse à tête fraisée à six lobes internes

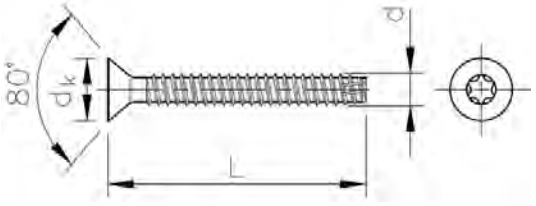



Technical Data

d	d_k	Drill ø	Socket	Threads per inch
U6.3 (1/4)	12	5.60	T30	20

- The given boring diameters are guide lines for materials of medium strength.
- For thin-walled workpieces or workpieces made from soft materials, a smaller core hole diameter, for thick walled workpieces or workpieces made from hard materials a larger core hole diameter may be chosen.
- It is recommended that the exact diameter selection is made on basis of tests.

6

31290 **Hexalobular socket countersunk head thread cutting screw / Zelfdraadsnijdende verzonken schroef met T-ster / Vis autotaraudeuse à tête fraisée à six lobes internes** **J10A**

Thread Unified National Coarse
Material Steel
Surface treatment Zinc plated

RoHS



d x L	✉	Art.number	d x L	✉	Art.number	d x L	✉	Art.number
6,3X38MM	1.000	31290.063.038	6,3X65MM	500	31290.063.065	6,3X80MM	500	31290.063.080
6,3X50MM	1.000	31290.063.050						

Slotted cheesehead din 7513b

Cilinderkop schroef met zaaggleuf din 7513b / Vis autotaraudeuses, à tête cylindrique fendue din 7513b

DIN 7513 B

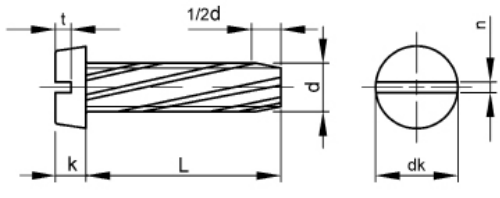



Technical Data

d	d_k	k	n	P	t
M3	5.5	2	0.8	0.50	0.85
M4	7	2.6	1.2	0.70	1.1
M5	8.5	3.3	1.2	0.80	1.3
M6	10	3.9	1.6	1.00	1.6

27030 **Slotted cheesehead din 7513b / Cilinderkop schroef met zaaggleuf din 7513b / Vis autotaraudeuses, à tête cylindrique fendue din 7513b** **J04A**

Thread Metric thread
Material Steel
Surface treatment Zinc plated

RoHS



d x L	✉	Art.number	d x L	✉	Art.number	d x L	✉	Art.number
M3X6*	1.000	27030.030.006	M3X16*	1.000	27030.030.016	M4X10	1.000	27030.040.010
M3X8*	1.000	27030.030.008	M3X20*	1.000	27030.030.020	M4X16*	1.000	27030.040.016
M3X10*	1.000	27030.030.010				M4X20*	1.000	27030.040.020
M3X12*	1.000	27030.030.012	M4X8*	1.000	27030.040.008	M4X25*	1.000	27030.040.025

FABORY

27030	Slotted cheesehead din 7513b / Cilinderkop schroef met zaaggleuf din 7513b / Vis autotaraudeuses, à tête cylindrique fendue din 7513b								←
d x L		✉	Art.number	d x L		✉	Art.number	d x L		✉	Art.number
M5X10*		1.000	27030.050.010	M5X16*		1.000	27030.050.016	M6X16*		500	27030.060.016
M5X12*		1.000	27030.050.012	M5X20*		1.000	27030.050.020	M6X20*		500	27030.060.020
								M6X25*		500	27030.060.025

Hexalobular countersunk head din 7516de

T-ster verzonkenkop schroef met kruisgleuf din 7516de / Vis autotaraudeuse à tête fraisée à empreinte torx din 7516de

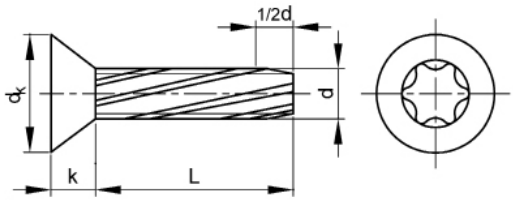

DIN **7516 DE-T**



6

Technical Data

d	d_k	Drill ø (H11)	k	P	Socket
M3	5.5	2.7	1.65	0.50	T10
M4	8.4	3.6	2.7	0.70	T20
M5	9.3	4.5	2.7	0.80	T25
M6	11.3	5.5	3.3	1.00	T30
M8	15.8	7.4	4.65	1.25	T45

27165	Hexalobular countersunk head din 7516de / T-ster verzonkenkop schroef met kruisgleuf din 7516de / Vis autotaraudeuse à tête fraisée à empreinte torx din 7516de	J04A
Thread	Metric thread	
Material	Steel	
Surface treatment	Zinc plated	



d x L	✉	Art.number	d x L	✉	Art.number	d x L	✉	Art.number
M3X6*	2.000	27165.030.006	M4X25*	1.000	27165.040.025	M6X20	500	27165.060.020
M3X8*	2.000	27165.030.008				M6X25*	500	27165.060.025
M3X10*	2.000	27165.030.010	M5X10*	1.000	27165.050.010	M6X30*	500	27165.060.030
M3X12*	2.000	27165.030.012	M5X12*	1.000	27165.050.012	M6X35*	500	27165.060.035
M3X16*	1.000	27165.030.016	M5X16*	1.000	27165.050.016	M6X40*	500	27165.060.040
M3X20*	1.000	27165.030.020	M5X20*	500	27165.050.020	M6X45*	500	27165.060.045
			M5X25	500	27165.050.025	M6X50*	500	27165.060.050
M4X8*	2.000	27165.040.008	M5X30*	500	27165.050.030			
M4X10*	2.000	27165.040.010				M8X20*	250	27165.080.020
M4X12*	2.000	27165.040.012	M6X12*	1.000	27165.060.012	M8X25*	250	27165.080.025
M4X16*	2.000	27165.040.016	M6X16*	500	27165.060.016	M8X30*	250	27165.080.030
M4X20*	1.000	27165.040.020						

Hexalobular raised cheese head din 7516ae

T-ster bolverzonken schroef met kruisgleuf din 7516ae / Vis autotaraudeuse à tête cylindrique bombée torx din 7516ae

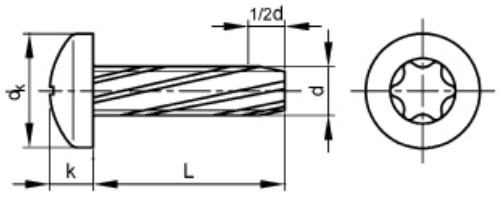

DIN **7516 DE-T**



Technical Data

d	d_k	Drill ø (H11)	k	P	Socket
M4	8	3.6	3.1	0.70	T20
M5	9.5	4.5	3.7	0.80	T25
M6	12	5.5	4.6	1.00	T30

27105 **Hexalobular raised cheese head din 7516ae / T-ster bolverzonken schroef met kruisgleuf din 7516ae / Vis autotaraudeuse à tête cylindrique bombée torx din 7516ae** **J04A**

Thread Metric thread
Material Steel
Surface treatment Zinc plated



d x L	✉	Art.number	d x L	✉	Art.number	d x L	✉	Art.number
M4X16*	2.000	27105.040.016	M5X16*	1.000	27105.050.016	M6X12*	1.000	27105.060.012
M4X20*	1.000	27105.040.020	M5X20*	500	27105.050.020	M6X16*	500	27105.060.016
			M5X25*	500	27105.050.025	M6X20*	500	27105.060.020
M5X10*	1.000	27105.050.010				M6X25*	500	27105.060.025
M5X12*	1.000	27105.050.012						

FABORY

Raised cheese head thread rolling screw with Torx®recess

Zelfdraadvormende bolcilinderschroef met Torx® / Vis autoformeuse à tête cylindrique bombée à empreinte Torx®

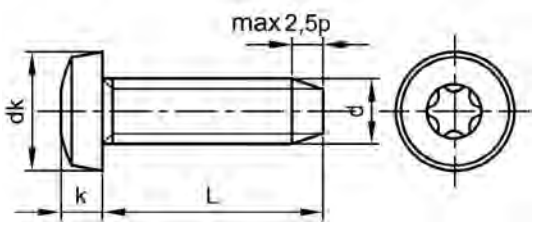

DIN ≈7500-1

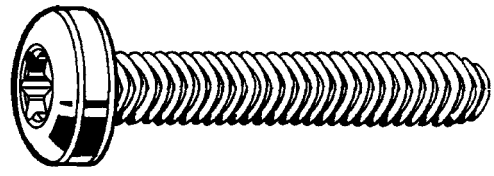

Technical Data

d	d_k	k (max.)	No. Torx®	P
M2.5	5	2.12	8	0.45
M3	6	2.52	10	0.50
M3.5	7	2.82	15	0.60
M4	8	3.25	20	0.70
M5	10	3.95	25	0.80
M6	12	4.75	30	1.00

6

- The nominal length (L) is with tolerance js15.

67155 **TAPTITE 2000® Raised cheese head thread rolling screw with Torx®recess / TAPTITE 2000® Zelfdraadvormende bolcilinderschroef met Torx® / TAPTITE 2000® Vis autoformeuse à tête cylindrique bombée à empreinte Torx®** **J05A**

Thread Metric thread
Material Steel
Surface treatment Zinc plated



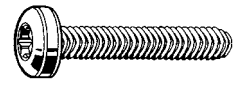

d x L	✉	Art.number	d x L	✉	Art.number	d x L	✉	Art.number
M2,5X16	1.000	67155.025.016				M5X12	500	67155.050.012
			M4X6	1.000	67155.040.006	M5X16	500	67155.050.016
M3X6	1.000	67155.030.006	M4X8	1.000	67155.040.008	M5X20	500	67155.050.020
M3X8	1.000	67155.030.008	M4X10	1.000	67155.040.010	M5X25	500	67155.050.025
M3X10	1.000	67155.030.010	M4X12	1.000	67155.040.012	M5X30	500	67155.050.030
M3X12	1.000	67155.030.012	M4X16	1.000	67155.040.016			
M3X16	1.000	67155.030.016	M4X20	1.000	67155.040.020	M6X10	500	67155.060.010
M3X20	1.000	67155.030.020	M4X25	1.000	67155.040.025	M6X12	500	67155.060.012
M3X25	1.000	67155.030.025	M4X30	1.000	67155.040.030	M6X16	500	67155.060.016
						M6X20	500	67155.060.020
M3,5X8	1.000	67155.035.008	M5X8	500	67155.050.008	M6X30	500	67155.060.030
M3,5X12	1.000	67155.035.012	M5X10	500	67155.050.010			

- Warning: electroplating of these products may cause hydrogen embrittlement.

Countersunk head thread rolling screw with Torx®recess

Zelfdraadvormende verzonken schroef met Torx® / Vis autoformeuse à tête fraisée à empreinte Torx®

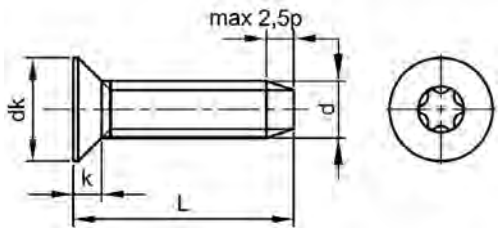

DIN **≈7500-1**

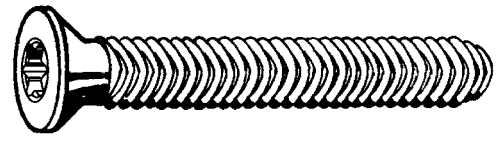

Technical Data

d	d_k	k (max.)	No. Torx®	P
M3	5.6	1.65	10	0.50
M4	7.5	2.2	20	0.70
M5	9.2	2.5	25	0.80
M6	11	3	30	1.00
M8	14.5	4	40	1.25

- The nominal length (L) is with tolerance js15.

67080 **TAPTITE 2000® Countersunk head thread rolling screw with Torx®recess / TAPTITE 2000® Zelfdraadvormende verzonken schroef met Torx® / TAPTITE 2000® Vis autoformeuse à tête fraisée à empreinte Torx®** **J05A**

Thread Metric thread
Material Steel
Surface treatment Zinc plated



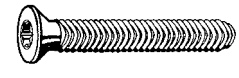

d x L	✉	Art.number	d x L	✉	Art.number	d x L	✉	Art.number
M3X8	1.000	67080.030.008	M4X25	1.000	67080.040.025	M6X16	500	67080.060.016
M3X10	1.000	67080.030.010				M6X20	500	67080.060.020
M3X12	1.000	67080.030.012	M5X10	500	67080.050.010	M6X25	500	67080.060.025
M3X16	1.000	67080.030.016	M5X12	500	67080.050.012	M6X30	500	67080.060.030
			M5X16	500	67080.050.016	M6X40	500	67080.060.040
M4X10	1.000	67080.040.010	M5X20	500	67080.050.020			
M4X12	1.000	67080.040.012	M5X25	500	67080.050.025	M8X40	500	67080.080.040
M4X16	1.000	67080.040.016	M5X30	500	67080.050.030			
M4X20	1.000	67080.040.020						

- Warning: electroplating of these products may cause hydrogen embrittlement.

FABORY

Hexagon head thread rolling screw with flange

Zelfdraadvormende zeskantflensbout / Vis autoformeuse à tête hexagonale à embase

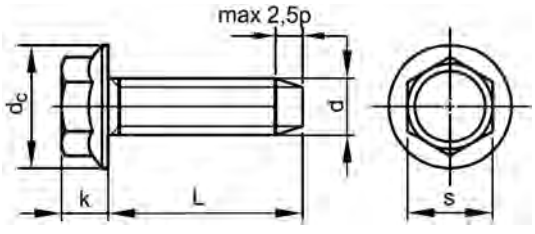

DIN **≈7500**



Technical Data

d	d_c (max.)	k (max.)	P	s
M3	6.9	2.58	0.50	5.5
M4	8.9	3.58	0.70	7
M5	10.4	4.45	0.80	8
M6	13	5.2	1.00	10
M8	17	7	1.25	13

- The nominal length (L) is with tolerance js15.

6

67020 **TAPTITE 2000® Hexagon head thread rolling screw with flange / TAPTITE 2000® Zelfdraadvormende zeskantflensbout / TAPTITE 2000® Vis autoformeuse à tête hexagonale à embase** **J05A**

Thread Metric thread
Material Steel
Surface treatment Zinc plated





d x L	✉	Art.number	d x L	✉	Art.number	d x L	✉	Art.number
M3X10	1.000	67020.030.010	M5X8	500	67020.050.008	M6X16	500	67020.060.016
			M5X10	500	67020.050.010	M6X20	500	67020.060.020
M4X6	1.000	67020.040.006	M5X12	500	67020.050.012	M6X25	500	67020.060.025
M4X8	1.000	67020.040.008	M5X16	500	67020.050.016	M6X30	500	67020.060.030
M4X10	1.000	67020.040.010	M5X20	500	67020.050.020			
M4X12	1.000	67020.040.012				M8X15	500	67020.080.015
M4X16	1.000	67020.040.016	M6X10	500	67020.060.010	M8X20	500	67020.080.020
			M6X12	500	67020.060.012	M8X25	500	67020.080.025

- Warning: electroplating of these products may cause hydrogen embrittlement.

Thread rolling raised cheese head screw hexalobular

Zelfdraadvormende bolcilinderschroef met T-ster / Vis autoformeuse à tête cylindrique bombée à six lobes internes

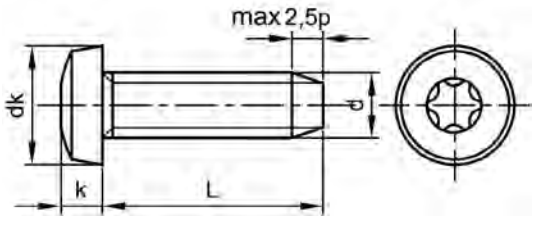

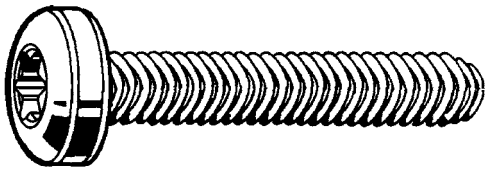

Technical Data

d	d_k (max.)	k (max.)	P	Socket
M2	4	1.72	0.40	-
M2.5	5	2.1	0.45	T8
M3	5.6	2.4	0.50	T10
M3.5	7	2.82	0.60	T15
M4	8	3.1	0.70	T20
M5	9.5	3.7	0.80	T25
M6	12	4.6	1.00	T30
M8	16	6	1.25	T45

Article groups

Thread	Driving features	Material	Surface treatment	Code	Page
M	Hexalobular	St.	ZPL	26551	6-95
M	Hexalobular	St.st. A2		51327	6-96

26551 **Thread rolling raised cheese head screw hexalobular / Zelfdraadvormende bolcilinderschroef met T-ster / Vis autoformeuse à tête cylindrique bombée à six lobes internes** **J04A**

Thread Metric thread
Material Steel
Surface treatment Zinc plated

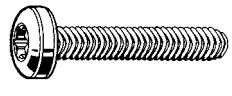

d x L	✉	Art.number	d x L	✉	Art.number	d x L	✉	Art.number
M2X6*	1.000	26551.020.006	M3,5X8*	1.000	26551.035.008	M5X35*	1.000	26551.050.035
M2X8*	1.000	26551.020.008	M3,5X10*	1.000	26551.035.010	M5X40*	1.000	26551.050.040
M2X12*	1.000	26551.020.012	M3,5X12*	1.000	26551.035.012			
						M6X8*	1.000	26551.060.008
M2,5X4*	1.000	26551.025.004	M4X6*	1.000	26551.040.006	M6X10*	1.000	26551.060.010
M2,5X5*	1.000	26551.025.005	M4X8	1.000	26551.040.008	M6X12	500	26551.060.012
M2,5X6*	1.000	26551.025.006	M4X10*	1.000	26551.040.010	M6X16	500	26551.060.016
M2,5X8*	1.000	26551.025.008	M4X12*	1.000	26551.040.012	M6X20*	500	26551.060.020
M2,5X10*	1.000	26551.025.010	M4X14*	1.000	26551.040.014	M6X25*	500	26551.060.025
M2,5X12*	1.000	26551.025.012	M4X16*	1.000	26551.040.016	M6X30*	500	26551.060.030
M2,5X16*	1.000	26551.025.016	M4X20*	1.000	26551.040.020	M6X35*	500	26551.060.035
			M4X25*	1.000	26551.040.025	M6X40*	500	26551.060.040
M3X4*	1.000	26551.030.004	M4X30*	1.000	26551.040.030	M6X45*	500	26551.060.045
M3X5*	1.000	26551.030.005	M4X35*	1.000	26551.040.035	M6X50*	500	26551.060.050
M3X6	1.000	26551.030.006						
M3X8*	1.000	26551.030.008	M5X6*	1.000	26551.050.006	M8X12*	500	26551.080.012
M3X10*	1.000	26551.030.010	M5X8*	1.000	26551.050.008	M8X16*	500	26551.080.016
M3X12*	1.000	26551.030.012	M5X10	1.000	26551.050.010	M8X20*	500	26551.080.020
M3X14*	1.000	26551.030.014	M5X12*	1.000	26551.050.012	M8X25*	500	26551.080.025
M3X16*	1.000	26551.030.016	M5X16*	1.000	26551.050.016	M8X30*	100	26551.080.030
M3X20*	1.000	26551.030.020	M5X18*	250	26551.050.018	M8X35*	100	26551.080.035
M3X25*	1.000	26551.030.025	M5X20*	1.000	26551.050.020	M8X40*	100	26551.080.040
M3X30*	1.000	26551.030.030	M5X25	1.000	26551.050.025	M8X45*	100	26551.080.045
			M5X30*	500	26551.050.030	M8X50*	100	26551.080.050
M3,5X6*	1.000	26551.035.006						

FABORY

51327	Thread rolling raised cheese head screw hexalobular / Zelfdraadvormende bolcilinderschroef met T-ster / Vis autoformeuse à tête cylindrique bombée à six lobes internes	R01A

Thread Metric thread
Material Stainless steel A2



d x L	✉	Art.number	d x L	✉	Art.number	d x L	✉	Art.number
M2,5X4	1.000	51327.025.004				M5X20*	500	51327.050.020
M2,5X5	1.000	51327.025.005	M4X6	1.000	51327.040.006	M5X25*	500	51327.050.025
M2,5X6*	1.000	51327.025.006	M4X8	1.000	51327.040.008	M5X30*	500	51327.050.030
M2,5X8*	1.000	51327.025.008	M4X10	1.000	51327.040.010			
M2,5X10*	1.000	51327.025.010	M4X12	1.000	51327.040.012	M6X8*	500	51327.060.008
			M4X16*	1.000	51327.040.016	M6X10*	500	51327.060.010
M3X5*	1.000	51327.030.005	M4X20	1.000	51327.040.020	M6X12	500	51327.060.012
M3X6	1.000	51327.030.006	M4X25*	1.000	51327.040.025	M6X16	500	51327.060.016
M3X8	1.000	51327.030.008				M6X20	500	51327.060.020
M3X10	1.000	51327.030.010	M5X6*	1.000	51327.050.006	M6X25*	500	51327.060.025
M3X12	1.000	51327.030.012	M5X8	500	51327.050.008	M6X30	250	51327.060.030
M3X16*	1.000	51327.030.016	M5X10	500	51327.050.010	M6X35*	250	51327.060.035
M3X20*	1.000	51327.030.020	M5X12	500	51327.050.012	M6X40*	250	51327.060.040
M3X25*	1.000	51327.030.025	M5X16	500	51327.050.016			

6

Thread rolling countersunk head screw hexalobular

Zelfdraadvormende verzonken schroef met T-ster / Vis autoformeuse à tête fraisée à six lobes internes

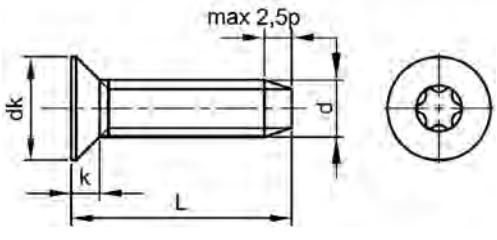

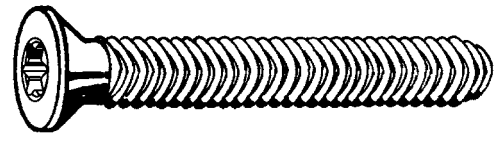

Technical Data

d	d_k (max.)	k (max.)	P	Socket
M2	3.8	1.2	0.40	T6
M2.5	4.4	1.5	0.45	T8
M3	5.2	1.65	0.50	T10
M3.5	6.5	1.93	0.60	T15
M4	8	2.7	0.70	T20
M5	8.9	2.7	0.70	T25
M6	11	3	1.00	T30
M8	14.5	4	1.25	T40

Article groups

Thread	Driving features	Material	Surface treatment	Code	Page
M	Hexalobular	St.	ZPL	26558	6-96
M	Hexalobular	St.st. A2		51329	6-97

26558	Thread rolling countersunk head screw hexalobular / Zelfdraadvormende verzonken schroef met T-ster / Vis autoformeuse à tête fraisée à six lobes internes	J04A

Thread Metric thread
Material Steel
Surface treatment Zinc plated

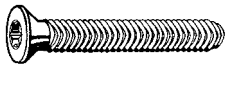

d x L	✉	Art.number	d x L	✉	Art.number	d x L	✉	Art.number
M2X6*	1.000	26558.020.006	M3X25*	1.000	26558.030.025	M4X30*	1.000	26558.040.030
			M3X30*	1.000	26558.030.030	M4X35*	500	26558.040.035
M2,5X6*	1.000	26558.025.006						
M2,5X8*	1.000	26558.025.008	M3,5X8*	1.000	26558.035.008	M5X8*	1.000	26558.050.008
M2,5X10*	1.000	26558.025.010				M5X12	1.000	26558.050.012
			M4X6*	1.000	26558.040.006	M5X16*	1.000	26558.050.016
M3X6*	1.000	26558.030.006	M4X8*	1.000	26558.040.008	M5X20*	1.000	26558.050.020
M3X8*	1.000	26558.030.008	M4X12*	1.000	26558.040.012	M5X25*	1.000	26558.050.025
M3X10*	1.000	26558.030.010	M4X16*	1.000	26558.040.016	M5X30*	250	26558.050.030
M3X12*	1.000	26558.030.012	M4X20*	1.000	26558.040.020			

26558	Thread rolling countersunk head screw hexalobular / Zelfdraadvormende verzonken schroef met T-ster / Vis autoformeuse à tête fraisée à six lobes internes	←

d x L	✉	Art.number	d x L	✉	Art.number	d x L	✉	Art.number
M6X10*	500	26558.060.010	M6X40*	250	26558.060.040	M8X25*	125	26558.080.025
M6X12*	1.000	26558.060.012	M6X50	250	26558.060.050	M8X30*	125	26558.080.030
M6X16*	1.000	26558.060.016				M8X40*	125	26558.080.040
M6X25*	500	26558.060.025	M8X16*	250	26558.080.016	M8X50*	125	26558.080.050
M6X30*	250	26558.060.030	M8X20*	125	26558.080.020			

51329	Thread rolling countersunk head screw hexalobular / Zelfdraadvormende verzonken schroef met T-ster / Vis autoformeuse à tête fraisée à six lobes internes	R01A

Thread Metric thread
Material Stainless steel A2



d x L	✉	Art.number	d x L	✉	Art.number	d x L	✉	Art.number
M2,5X5*	1.000	51329.025.005				M5X20*	500	51329.050.020
M2,5X6*	1.000	51329.025.006	M4X6*	1.000	51329.040.006	M5X25*	500	51329.050.025
M2,5X8*	1.000	51329.025.008	M4X8	1.000	51329.040.008	M5X30	500	51329.050.030
M2,5X10*	1.000	51329.025.010	M4X10	1.000	51329.040.010			
M2,5X12*	1.000	51329.025.012	M4X12	1.000	51329.040.012	M6X8*	1.000	51329.060.008
			M4X16*	1.000	51329.040.016	M6X10*	1.000	51329.060.010
M3X6	1.000	51329.030.006	M4X20*	1.000	51329.040.020	M6X12*	1.000	51329.060.012
M3X8	1.000	51329.030.008	M4X25*	1.000	51329.040.025	M6X16*	1.000	51329.060.016
M3X10*	1.000	51329.030.010				M6X20*	500	51329.060.020
M3X12	1.000	51329.030.012	M5X8*	1.000	51329.050.008	M6X25*	500	51329.060.025
M3X16*	1.000	51329.030.016	M5X10*	500	51329.050.010	M6X30*	250	51329.060.030
M3X20*	1.000	51329.030.020	M5X12	500	51329.050.012	M6X35*	250	51329.060.035
M3X25*	1.000	51329.030.025	M5X16	500	51329.050.016	M6X40*	250	51329.060.040

Cross recessed raised cheese head thread rolling screw

Zelfdraadvormende bolcilinderschroef met kruisgleuf / Vis autoformeuse à tête cylindrique bombée à empreinte cruciforme

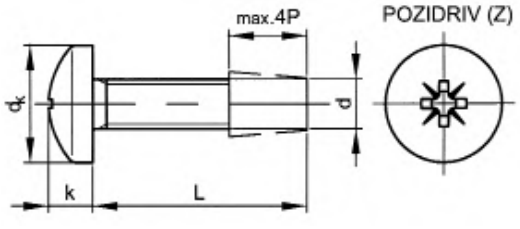



Technical Data

d	d_k (max.)	k (max.)	No. cross recess	P
M2	4	1.6	1	0.40
M2.5	4.6	1.96	1	0.45
M3	4.7	1.96	1	0.50
M3.5	7	2.6	1	0.60
M4	7.64	2.92	2	0.70
M5	9.14	3.52	3	0.80
M6	11.57	4.3	3	1.00
M8	16	6	4	1.25

Article groups

Thread	Driving features	Material	Surface treatment	Code	Page
M	Pozidriv	St.	ZPL	26550	6-98
M	Pozidriv	St.st. A2		51330	6-98

26550 Cross recessed raised cheese head thread rolling screw / Zelfdraadvormende bolcilinderschroef met kruisgleuf / Vis autoformeuse à tête cylindrique bombée à empreinte cruciforme — J04A

Thread Metric thread
Material Steel
Surface treatment Zinc plated



d x L	✉	Art.number	d x L	✉	Art.number	d x L	✉	Art.number
M2X4*	1.000	26550.020.004	M3X25*	1.000	26550.030.025	M5X16	1.000	26550.050.016
M2X5*	1.000	26550.020.005	M3X30*	1.000	26550.030.030	M5X20*	1.000	26550.050.020
M2X6*	1.000	26550.020.006				M5X25*	1.000	26550.050.025
M2X8*	1.000	26550.020.008	M3,5X6*	1.000	26550.035.006	M5X30*	1.000	26550.050.030
M2X10*	1.000	26550.020.010	M3,5X8*	1.000	26550.035.008	M5X35*	500	26550.050.035
M2X12*	1.000	26550.020.012	M3,5X10*	1.000	26550.035.010	M5X40*	500	26550.050.040
			M3,5X12*	1.000	26550.035.012			
M2,5X4*	1.000	26550.025.004	M3,5X16*	1.000	26550.035.016	M6X8*	500	26550.060.008
M2,5X5*	1.000	26550.025.005	M3,5X20*	1.000	26550.035.020	M6X10*	1.000	26550.060.010
M2,5X6*	1.000	26550.025.006	M3,5X25*	1.000	26550.035.025	M6X12*	1.000	26550.060.012
M2,5X8*	1.000	26550.025.008				M6X16*	1.000	26550.060.016
M2,5X10*	1.000	26550.025.010	M4X6	2.000	26550.040.006	M6X20*	1.000	26550.060.020
M2,5X12*	1.000	26550.025.012	M4X8*	2.000	26550.040.008	M6X25*	500	26550.060.025
M2,5X14*	1.000	26550.025.014	M4X10*	2.000	26550.040.010	M6X30*	500	26550.060.030
M2,5X16*	1.000	26550.025.016	M4X12*	2.000	26550.040.012	M6X35*	500	26550.060.035
M2,5X20*	1.000	26550.025.020	M4X16	2.000	26550.040.016	M6X40*	500	26550.060.040
			M4X20*	2.000	26550.040.020	M6X50*	250	26550.060.050
M3X4	1.000	26550.030.004	M4X25*	1.000	26550.040.025			
M3X5*	1.000	26550.030.005	M4X30*	1.000	26550.040.030	M8X16*	250	26550.080.016
M3X6*	2.000	26550.030.006	M4X35*	1.000	26550.040.035	M8X20*	250	26550.080.020
M3X8	2.000	26550.030.008	M4X40*	1.000	26550.040.040	M8X25*	250	26550.080.025
M3X10*	2.000	26550.030.010				M8X30*	250	26550.080.030
M3X12	1.000	26550.030.012	M5X6*	1.000	26550.050.006	M8X35*	250	26550.080.035
M3X14*	1.000	26550.030.014	M5X8*	2.000	26550.050.008	M8X40*	100	26550.080.040
M3X16*	1.000	26550.030.016	M5X10*	2.000	26550.050.010			
M3X20*	1.000	26550.030.020	M5X12*	1.000	26550.050.012			

51330 Cross recessed raised cheese head thread rolling screw Pozidriv / Zelfdraadvormende bolcilinderschroef met Pozidriv kruisgleuf / Vis autoformeuse à tête cylindrique bombée à empreinte cruciforme Pozidriv — R01A

Thread Metric thread
Material Stainless steel A2



d x L	✉	Art.number	d x L	✉	Art.number	d x L	✉	Art.number
M2,5X5*	1.000	51330.025.005				M5X20	500	51330.050.020
M2,5X6*	1.000	51330.025.006	M4X6	1.000	51330.040.006	M5X25*	500	51330.050.025
M2,5X8*	1.000	51330.025.008	M4X8	1.000	51330.040.008	M5X30*	500	51330.050.030
M2,5X10*	1.000	51330.025.010	M4X10*	1.000	51330.040.010			
M2,5X12*	1.000	51330.025.012	M4X12	1.000	51330.040.012	M6X8*	1.000	51330.060.008
			M4X16	1.000	51330.040.016	M6X10*	500	51330.060.010
M3X5*	1.000	51330.030.005	M4X20*	1.000	51330.040.020	M6X12	500	51330.060.012
M3X6	1.000	51330.030.006	M4X25*	1.000	51330.040.025	M6X16*	500	51330.060.016
M3X8*	1.000	51330.030.008				M6X20*	500	51330.060.020
M3X10*	1.000	51330.030.010	M5X6*	1.000	51330.050.006	M6X25*	500	51330.060.025
M3X12	1.000	51330.030.012	M5X8	500	51330.050.008	M6X30*	250	51330.060.030
M3X16	1.000	51330.030.016	M5X10*	500	51330.050.010	M6X35*	250	51330.060.035
M3X20*	1.000	51330.030.020	M5X12*	500	51330.050.012	M6X40*	250	51330.060.040
M3X25*	1.000	51330.030.025	M5X16	500	51330.050.016			

Thread rolling countersunk head screw

Zelfdraadvormende verzonken schroef met kruisgleuf / Vis autoformeuse à tête fraisée

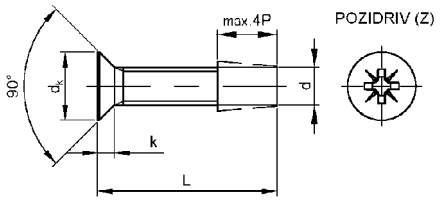

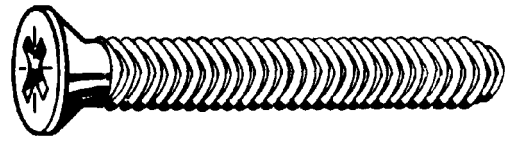

Technical Data

d	d_k (max.)	k (max.)	No. cross recess	P
M2.5	4.4	1.5	1	0.45
M3	5.2	1.65	1	0.50
M3.5	6.5	1.93	2	0.60
M4	8	2.7	2	0.70
M5	8.9	2.7	2	0.80
M6	11	3	3	1.00
M8	16	6	4	1.25

Article groups

Thread	Driving features	Material	Surface treatment	Code	Page
M	Pozidriv	St.	ZPL	26555	6-99
M	Pozidriv	St.st. A2		51331	6-99

26555 **Thread rolling countersunk head screw / Zelfdraadvormende verzonken schroef met kruisgleuf / Vis autoformeuse à tête fraisée** **J04A**

Thread Metric thread
Material Steel
Surface treatment Zinc plated



d x L	✉	Art.number	d x L	✉	Art.number	d x L	✉	Art.number
M2,5X5*	1.000	26555.025.005	M3,5X16*	1.000	26555.035.016	M6X10*	1.000	26555.060.010
M2,5X6*	1.000	26555.025.006				M6X12*	500	26555.060.012
M2,5X8*	1.000	26555.025.008	M4X6*	1.000	26555.040.006	M6X16	500	26555.060.016
M2,5X10*	1.000	26555.025.010	M4X8*	1.000	26555.040.008	M6X20*	500	26555.060.020
M2,5X12*	1.000	26555.025.012	M4X10*	1.000	26555.040.010	M6X25*	500	26555.060.025
M2,5X16*	1.000	26555.025.016	M4X12*	1.000	26555.040.012	M6X30*	500	26555.060.030
M2,5X20*	1.000	26555.025.020	M4X16*	1.000	26555.040.016	M6X35*	500	26555.060.035
			M4X20*	1.000	26555.040.020	M6X40*	500	26555.060.040
M3X4*	1.000	26555.030.004	M4X25*	1.000	26555.040.025	M6X45*	500	26555.060.045
M3X5*	1.000	26555.030.005	M4X30*	1.000	26555.040.030	M6X50*	500	26555.060.050
M3X6	1.000	26555.030.006						
M3X8	1.000	26555.030.008	M5X8*	1.000	26555.050.008	M8X10*	500	26555.080.010
M3X10*	1.000	26555.030.010	M5X10*	1.000	26555.050.010	M8X12*	500	26555.080.012
M3X12*	1.000	26555.030.012	M5X12*	1.000	26555.050.012	M8X20*	250	26555.080.020
M3X16*	1.000	26555.030.016	M5X16*	1.000	26555.050.016	M8X25*	250	26555.080.025
M3X20*	1.000	26555.030.020	M5X20*	1.000	26555.050.020	M8X30*	250	26555.080.030
M3X25*	1.000	26555.030.025	M5X25*	1.000	26555.050.025	M8X35*	250	26555.080.035
			M5X30*	1.000	26555.050.030	M8X40*	250	26555.080.040
M3,5X6*	1.000	26555.035.006	M5X35*	1.000	26555.050.035	M8X45*	250	26555.080.045
M3,5X8*	1.000	26555.035.008	M5X40*	1.000	26555.050.040	M8X50*	250	26555.080.050
M3,5X10*	1.000	26555.035.010				M8X60*	250	26555.080.060
M3,5X12*	1.000	26555.035.012	M6X8*	1.000	26555.060.008			

51331 **Thread rolling countersunk head screw Pozidriv / Zelfdraadvormende verzonken schroef met Pozidriv kruisgleuf / Vis autoformeuse à tête fraisée à empreinte Pozidriv** **R01A**

Thread Metric thread
Material Stainless steel A2



d x L	✉	Art.number	d x L	✉	Art.number	d x L	✉	Art.number
M2,5X5*	1.000	51331.025.005	M3X6*	1.000	51331.030.006	M3X20*	1.000	51331.030.020
M2,5X6*	1.000	51331.025.006	M3X8*	1.000	51331.030.008	M3X25*	1.000	51331.030.025
M2,5X8*	1.000	51331.025.008	M3X10*	1.000	51331.030.010			
M2,5X10*	1.000	51331.025.010	M3X12*	1.000	51331.030.012	M4X8*	1.000	51331.040.008
M2,5X12*	1.000	51331.025.012	M3X16*	1.000	51331.030.016	M4X10*	1.000	51331.040.010

51331	Thread rolling countersunk head screw Pozidriv / Zelfdraadvormende verzonken schroef met Pozidriv kruisgleuf / Vis autoformeuse à tête fraisée à empreinte Pozidriv	←

d x L	✉	Art.number	d x L	✉	Art.number	d x L	✉	Art.number
M4X12	1.000	51331.040.012	M5X12	500	51331.050.012	M6X12*	1.000	51331.060.012
M4X16*	1.000	51331.040.016	M5X16*	500	51331.050.016	M6X16*	1.000	51331.060.016
M4X20*	1.000	51331.040.020	M5X20*	500	51331.050.020	M6X25*	500	51331.060.025
M4X25*	1.000	51331.040.025	M5X25*	500	51331.050.025	M6X30*	250	51331.060.030
			M5X30*	500	51331.050.030	M6X35*	250	51331.060.035
M5X6*	1.000	51331.050.006				M6X40*	250	51331.060.040
M5X8*	1.000	51331.050.008	M6X8*	1.000	51331.060.008			
M5X10*	500	51331.050.010	M6X10*	1.000	51331.060.010			

Hexagon head thread rolling screw with flange

Zelfdraadvormende zeskantflensbout din 7500d / Vis autoformeuse à tête Hexagonale din 7500d

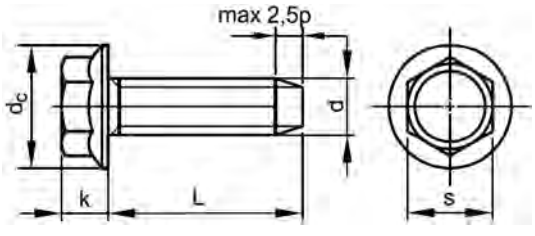

DIN 7500 D



6

Technical Data

d	d_k	k	P	s
M3	6.3	1.9	0.60	5
M4	8.8	3.2	0.70	7
M5	10.4	3.4	0.80	8
M6	13	4	1.00	10
M8	16.9	5.6	1.25	13
M10	22.1	7.16	1.50	17

Article groups

Thread	Driving features	Material	Surface treatment	Code	Page
M	Hexagon	St.	ZPL	27000	6-100
M	Hexagon	St.st. A2		67110	6-101

27000	Hexagon head thread rolling screw with flange / Zelfdraadvormende zeskantflensbout din 7500d / Vis autoformeuse à tête Hexagonale din 7500d	J04A

Thread Metric thread
Material Steel
Surface treatment Zinc plated



d x L	✉	Art.number	d x L	✉	Art.number	d x L	✉	Art.number
M3X6*	1.000	27000.030.006	M5X16*	1.000	27000.050.016			
M3X8*	1.000	27000.030.008	M5X20*	1.000	27000.050.020	M8X12*	500	27000.080.012
M3X10*	1.000	27000.030.010	M5X25*	1.000	27000.050.025	M8X16*	500	27000.080.016
M3X12*	1.000	27000.030.012	M5X30*	1.000	27000.050.030	M8X20*	500	27000.080.020
M3X20*	1.000	27000.030.020	M5X35*	1.000	27000.050.035	M8X25	500	27000.080.025
			M5X40*	1.000	27000.050.040	M8X30*	500	27000.080.030
M4X6*	1.000	27000.040.006				M8X35*	500	27000.080.035
M4X8*	1.000	27000.040.008	M6X8*	1.000	27000.060.008	M8X40*	500	27000.080.040
M4X10*	1.000	27000.040.010	M6X10*	500	27000.060.010	M8X45*	500	27000.080.045
M4X12*	1.000	27000.040.012	M6X12*	1.000	27000.060.012	M8X50*	250	27000.080.050
M4X16*	1.000	27000.040.016	M6X16*	1.000	27000.060.016	M8X60*	500	27000.080.060
M4X20*	1.000	27000.040.020	M6X20*	1.000	27000.060.020			
M4X25*	1.000	27000.040.025	M6X25*	1.000	27000.060.025	M10X16*	125	27000.100.016
M4X30*	1.000	27000.040.030	M6X30*	1.000	27000.060.030	M10X20*	125	27000.100.020
			M6X35*	500	27000.060.035	M10X25*	125	27000.100.025
M5X8*	1.000	27000.050.008	M6X40*	500	27000.060.040	M10X30*	125	27000.100.030
M5X10	1.000	27000.050.010	M6X45*	500	27000.060.045	M10X40*	100	27000.100.040
M5X12*	1.000	27000.050.012	M6X50*	500	27000.060.050	M10X50*	50	27000.100.050

67110 **Hexagon head thread rolling screw with flange / Zelfdraadvormende zeskantflensbout din 7500d / Vis autoformeuse à tête Hexagonale din 7500d** **J05A**

Thread Metric thread
Material Stainless steel A2



d x L	✉	Art.number	d x L	✉	Art.number	d x L	✉	Art.number
M5X12*	1.000	67110.050.012	M6X12*	500	67110.060.012	M8X20*	250	67110.080.020
M5X16*	500	67110.050.016	M6X16*	500	67110.060.016	M8X25*	250	67110.080.025
M5X20*	500	67110.050.020	M6X20*	500	67110.060.020	M8X30*	250	67110.080.030
						M8X50*	125	67110.080.050
M6X10*	500	67110.060.010	M8X16*	250	67110.080.016			

Cap screws din 7500e

Binnenzeskant cilinderkopschroef din 7500e / Vis autoformeuse à tête cylindrique 6 pans creux din 7500e

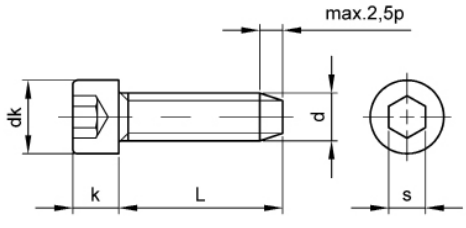

DIN **7500 E**



Technical Data

d	d_k	k	P	s
M4	7	4	0.70	3
M5	8.5	5	0.80	4
M6	10	6	1.00	5
M8	13	8	1.25	6

27005 **Cap screws din 7500e / Binnenzeskant cilinderkopschroef din 7500e / Vis autoformeuse à tête cylindrique 6 pans creux din 7500e** **J04A**

Thread Metric thread
Material Steel
Surface treatment Zinc plated



d x L	✉	Art.number	d x L	✉	Art.number	d x L	✉	Art.number
M4X6*	2.000	27005.040.006	M5X12*	2.000	27005.050.012	M6X35*	250	27005.060.035
M4X8*	2.000	27005.040.008	M5X16*	2.000	27005.050.016	M6X40*	250	27005.060.040
M4X10*	2.000	27005.040.010	M5X20*	1.000	27005.050.020	M6X45*	250	27005.060.045
M4X12*	2.000	27005.040.012	M5X25*	1.000	27005.050.025	M6X50*	250	27005.060.050
M4X16*	2.000	27005.040.016	M5X30*	1.000	27005.050.030			
M4X20*	1.000	27005.040.020	M5X35*	1.000	27005.050.035	M8X16*	250	27005.080.016
M4X25*	1.000	27005.040.025	M5X40*	500	27005.050.040	M8X20*	125	27005.080.020
M4X30*	1.000	27005.040.030				M8X25*	125	27005.080.025
M4X35*	1.000	27005.040.035	M6X10*	1.000	27005.060.010	M8X30*	250	27005.080.030
M4X40*	500	27005.040.040	M6X12*	1.000	27005.060.012	M8X35*	250	27005.080.035
M4X45*	500	27005.040.045	M6X16*	1.000	27005.060.016	M8X40*	125	27005.080.040
			M6X20*	1.000	27005.060.020	M8X50*	100	27005.080.050
M5X8*	2.000	27005.050.008	M6X25*	1.000	27005.060.025			
M5X10*	2.000	27005.050.010	M6X30*	500	27005.060.030			

FABORY

Pan head PZ thread rolling screw

Zelf draadvormende schroeven, ANSI B18.6.4, pancilinderkop (Z) / Vis autoformeuse à tête cylindrique bombée PZ

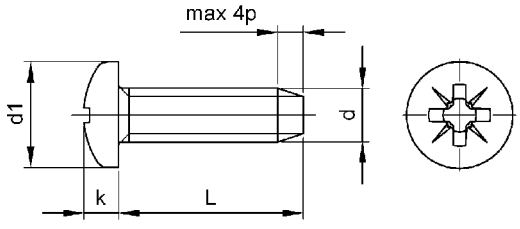



Technical Data

d	k (max.)	No. Pozidriv (Z)	TPI
No.2	0.062	1	56
No.4	0.080	1	40
No.6	0.097	2	32
No.8	0.115	2	32
No.10	-	-	-
1/4	0.218	3	20

6

26554 **Pan head PZ thread rolling screw / Zelf draadvormende schroeven, ANSI B18.6.4, pancilinderkop (Z) / Vis autoformeuse à tête cylindrique bombée PZ** **J05A**

Thread Unified National Coarse
Material Steel
Surface treatment Zinc plated

RoHS



d - TPI x L	✉	Art.number	d - TPI x L	✉	Art.number	d - TPI x L	✉	Art.number
#2-56X3/16*	1.000	26554.021.004	#6-32X5/16*	1.000	26554.035.007	#10-24X3/8*	1.000	26554.048.009
#2-56X1/4*	1.000	26554.021.006	#6-32X3/8*	1.000	26554.035.009	#10-24X1/2*	1.000	26554.048.012
#2-56X3/8*	1.000	26554.021.009	#6-32X7/16*	1.000	26554.035.011	#10-24X5/8*	1.000	26554.048.015
			#6-32X1/2*	1.000	26554.035.012	#10-24X3/4*	1.000	26554.048.019
#4-40X3/16*	1.000	26554.028.004	#6-32X5/8*	1.000	26554.035.015	#10-24X1.1/2*	500	26554.048.038
#4-40X1/4*	1.000	26554.028.006	#6-32X3/4*	1.000	26554.035.019			
#4-40X3/8*	1.000	26554.028.009				1/4-20X3/8*	1.000	26554.063.009
#4-40X1/2*	1.000	26554.028.012	#8-32X1/4*	1.000	26554.041.006	1/4-20X1/2*	500	26554.063.012
#4-40X5/8*	1.000	26554.028.015	#8-32X3/8*	1.000	26554.041.009	1/4-20X5/8*	500	26554.063.015
#4-40X1 Inch*	1.000	26554.028.025	#8-32X5/8*	1.000	26554.041.015	1/4-20X3/4*	500	26554.063.019
						1/4-20X1 Inch*	250	26554.063.025
#6-32X3/16*	1.000	26554.035.004	#10-24X1/4*	1.000	26554.048.006	1/4-20X1.1/2*	250	26554.063.038
#6-32X1/4*	1.000	26554.035.006						

Countersunk oz thread rolling screw

Zelf draadvormende schroeven, ANSI B18.6.4, verzonken kop (Z) / Vis autoformeuse à tête fraisée PZ

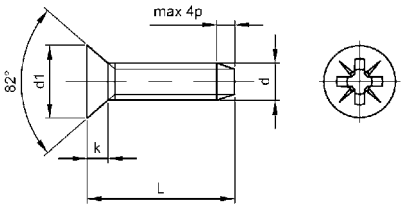

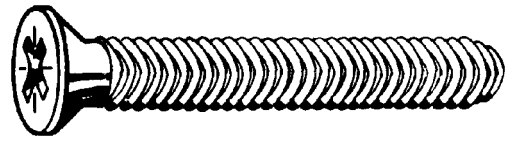

Technical Data

d	k (max.)	No. Pozidriv (Z)	TPI
No.4	0.067	1	40
No.6	0.083	2	32
No.8	0.100	2	32
No.10	0.116	2	24
1/4	0.153	3	20

26559 **Countersunk oz thread rolling screw / Zelf draadvormende schroeven, ANSI B18.6.4, verzonken kop (Z) / Vis autoformeuse à tête fraisée PZ** **J05A**

Thread Unified National Coarse
Material Steel
Surface treatment Zinc plated



d - TPI x L	✉	Art.number	d - TPI x L	✉	Art.number	d - TPI x L	✉	Art.number
#4-40X1/4*	1.000	26559.028.006	#8-32X3/4*	1.000	26559.041.019	1/4-20X1.1/4*	250	26559.063.031
#4-40X3/8*	1.000	26559.028.009				1/4-20X1.1/2*	250	26559.063.038
			#10-24X3/4*	1.000	26559.048.019	1/4-20X1.3/4*	250	26559.063.044
#6-32X5/16*	1.000	26559.035.007				1/4-20X2 Inch*	250	26559.063.050
#6-32X3/8*	1.000	26559.035.009	1/4-20X3/4*	500	26559.063.019	1/4-20X2.1/4*	200	26559.063.057
#6-32X1/2*	1.000	26559.035.012	1/4-20X1 Inch*	500	26559.063.025	1/4-20X2.1/2*	200	26559.063.063

FABORY

Hex washer head thread rolling screw

Zelf draadvormende schroeven, ANSI B18.6.4, zeskant kop / Vis autoformeuse à tête hexagonale à embase

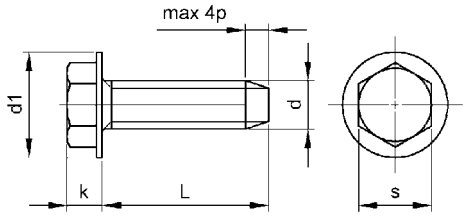



Technical Data

d	k (max. inch)	s (max. inch)	TPI
No.6	0.118	0.250	32
No.8	0.141	0.250	32
No.10	0.151	0.312	24
1/4	0.240	0.375	20

6

26560 **Hex washer head thread rolling screw / Zelf draadvormende schroeven, ANSI B18.6.4, zeskant kop / Vis autoformeuse à tête hexagonale à embase** **J05A**

Thread Unified National Coarse
Material Steel
Surface treatment Zinc plated



d - TPI x L	✉	Art.number	d - TPI x L	✉	Art.number	d - TPI x L	✉	Art.number
#6-32X1/4*	1.000	26560.035.006	#8-32X1/2*	1.000	26560.041.012	1/4-20X1/2*	500	26560.063.012
#6-32X3/8*	1.000	26560.035.009	#8-32X5/8*	1.000	26560.041.015	1/4-20X5/8*	500	26560.063.015
#6-32X1/2*	1.000	26560.035.012				1/4-20X3/4*	500	26560.063.019
			#10-24X3/8*	1.000	26560.048.009	1/4-20X1 Inch*	250	26560.063.025
#8-32X1/4*	1.000	26560.041.006	#10-24X1/2*	1.000	26560.048.012	1/4-20X1.1/4*	250	26560.063.031
#8-32X3/8*	1.000	26560.041.009						

Countersunk PZ screw for plastic 45°

Zelf draadvormende schroeven, 45 graden, verzonken kop (Z) / Vis à tête fraisée PZ pour plastiques 45°

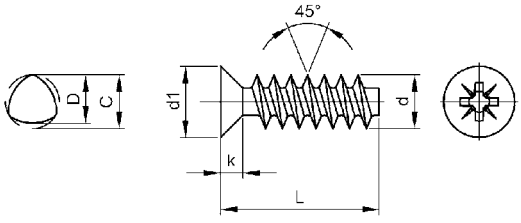



Technical Data

d	C (max.)	D (max.)	d_1 (max.)	k	No. Pozidriv (Z)
2.5	2.55	2.50	4.40	1.30	1
3	3.05	3.00	5.50	1.50	1
3.5	3.55	3.47	6.30	1.65	1
4	4.06	3.96	7.35	1.90	2
5	5.06	4.96	8.40	2.20	2

Article groups

Thread	Driving features	Material	Surface treatment	Code	Page
Ft	Pozidriv	St.st. A2		51815	6-105
Ft	Pozidriv	St.	ZPL	67589	6-105

51815 **Countersunk PZ screw for plastic 45° / Zelf draadvormende schroeven, 45 graden, verzonken kop (Z) / Vis à tête fraisée PZ pour plastiques 45°** **J05A**

Thread Forming thread for plastics
Material Stainless steel A2



d x L	✉	Art.number	d x L	✉	Art.number	d x L	✉	Art.number
3X6MM*	1.000	51815.030.006	3,5X6MM*	1.000	51815.035.006			
3X8MM*	1.000	51815.030.008	3,5X8MM*	1.000	51815.035.008	4X8MM*	1.000	51815.040.008
3X10MM*	1.000	51815.030.010	3,5X10MM*	1.000	51815.035.010	4X10MM*	1.000	51815.040.010
3X12MM	1.000	51815.030.012	3,5X12MM*	1.000	51815.035.012	4X12MM*	1.000	51815.040.012
3X16MM*	1.000	51815.030.016	3,5X16MM*	1.000	51815.035.016	4X16MM*	1.000	51815.040.016
3X20MM*	1.000	51815.030.020	3,5X20MM*	1.000	51815.035.020	4X20MM*	1.000	51815.040.020

67589 **Countersunk PZ screw for plastic 45° / Zelf draadvormende schroeven, 45 graden, verzonken kop (Z) / Vis à tête fraisée PZ pour plastiques 45°** **J05A**

Thread Forming thread for plastics
Material Steel
Surface treatment Zinc plated



d x L	✉	Art.number	d x L	✉	Art.number	d x L	✉	Art.number
2,5X6MM*	1.000	67589.025.006				4X12MM*	1.000	67589.040.012
2,5X8MM*	1.000	67589.025.008	3,5X6MM*	1.000	67589.035.006	4X16MM*	1.000	67589.040.016
2,5X10MM*	1.000	67589.025.010	3,5X8MM*	1.000	67589.035.008	4X20MM*	1.000	67589.040.020
			3,5X10MM*	1.000	67589.035.010	4X25MM*	1.000	67589.040.025
3X6MM*	1.000	67589.030.006	3,5X12MM*	1.000	67589.035.012			
3X8MM*	1.000	67589.030.008	3,5X16MM*	1.000	67589.035.016	5X10MM*	1.000	67589.050.010
3X10MM*	1.000	67589.030.010	3,5X20MM*	1.000	67589.035.020	5X12MM*	1.000	67589.050.012
3X12MM*	1.000	67589.030.012				5X16MM*	1.000	67589.050.016
3X16MM*	1.000	67589.030.016	4X8MM*	1.000	67589.040.008	5X20MM*	1.000	67589.050.020
3X20MM*	1.000	67589.030.020	4X10MM*	1.000	67589.040.010	5X25MM*	1.000	67589.050.025
3X25MM*	1.000	67589.030.025						

FABORY

Flange head PZ screw for plastic 45°

Zelf draadvormende schroeven, 45 graden, flenskop (Z) / Vis à tête cylindrique bombée plate PZ à embase plate pour le plastique 45°

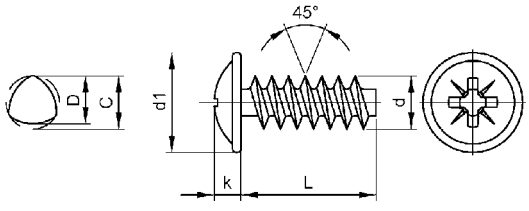

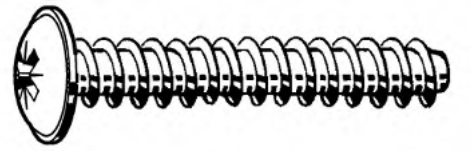

Technical Data

d	C (max.)	D (max.)	d_1 (max.)	k (max.)	No. Pozidriv (Z)
3.5	3.55	3.47	6.6	1.6	1
4	4.06	3.96	8.0	2.0	2
5	5.06	4.96	9.6	2.3	2

6

Article groups

Thread	Driving features	Material	Surface treatment	Code	Page
Ft	Pozidriv	St.st. A2		51817	6-106
Ft	Pozidriv	St.	ZPL	67591	6-106

51817 **Flange head PZ screw for plastic 45° / Zelf draadvormende schroeven, 45 graden, flenskop (Z) / Vis à tête cylindrique bombée plate PZ à embase plate pour le plastique 45°** **J05A**

Thread Forming thread for plastics
Material Stainless steel A2



d x L	✉	Art.number	d x L	✉	Art.number	d x L	✉	Art.number
3,5X6MM*	1.000	51817.035.006						
3,5X8MM*	1.000	51817.035.008	4X8MM*	1.000	51817.040.008	5X10MM*	1.000	51817.050.010
3,5X10MM*	1.000	51817.035.010	4X10MM*	1.000	51817.040.010	5X12MM*	1.000	51817.050.012
3,5X12MM*	1.000	51817.035.012	4X12MM*	1.000	51817.040.012	5X16MM*	1.000	51817.050.016
3,5X16MM*	1.000	51817.035.016	4X16MM*	1.000	51817.040.016	5X20MM*	1.000	51817.050.020
3,5X20MM*	1.000	51817.035.020	4X20MM*	1.000	51817.040.020	5X25MM*	1.000	51817.050.025
3,5X25MM*	1.000	51817.035.025	4X25MM*	1.000	51817.040.025			

67591 **Flange head PZ screw for plastic 45° / Zelf draadvormende schroeven, 45 graden, flenskop (Z) / Vis à tête cylindrique bombée plate PZ à embase plate pour le plastique 45°** **J05A**

Thread Forming thread for plastics
Material Steel
Surface treatment Zinc plated



d x L	✉	Art.number	d x L	✉	Art.number	d x L	✉	Art.number
3,5X10MM*	1.000	67591.035.010	4X20MM*	1.000	67591.040.020	5X12MM*	1.000	67591.050.012
3,5X12MM*	1.000	67591.035.012	4X25MM*	1.000	67591.040.025	5X16MM*	1.000	67591.050.016
						5X20MM*	1.000	67591.050.020
4X8MM*	1.000	67591.040.008	5X10MM*	1.000	67591.050.010	5X25MM*	500	67591.050.025
4X16MM*	1.000	67591.040.016						

Pan head TX screw for plastic 45°

Zelf draadvormende schroeven, 45 graden, pancilinder, hexalobular / Vis à tête cylindrique bombée TX pour plastiques 45°

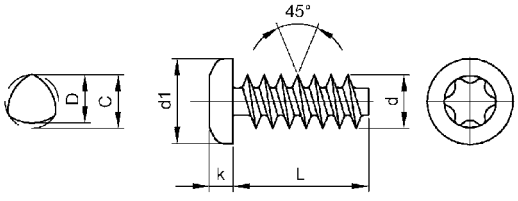

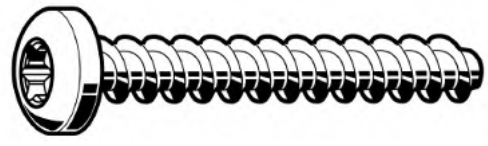

Technical Data

d	C (max.)	D (max.)	d_1 (max.)	k (max.)	No. Torx®
2.5	2.55	2.50	4	1.60	T6
3	3.05	3.00	5	1.95	T8
3.5	3.55	3.47	6	2.30	T10
4	4.06	3.96	7	2.45	T15
5	5.06	4.96	8	2.80	T20

Article groups

Thread	Driving features	Material	Surface treatment	Code	Page
Ft	Hexalobular	St.st. A2		51814	6-107
Ft	Hexalobular	St.	ZPL	67588	6-107

51814 **Pan head TX screw for plastic 45° / Zelf draadvormende schroeven, 45 graden, pancilinder, hexalobular / Vis à tête cylindrique bombée TX pour plastiques 45°** **J05A**

Thread Forming thread for plastics
Material Stainless steel A2



d x L	✉	Art.number	d x L	✉	Art.number	d x L	✉	Art.number
3X6MM*	1.000	51814.030.006	3,5X6MM*	1.000	51814.035.006	4X6MM*	1.000	51814.040.006
3X8MM*	1.000	51814.030.008	3,5X8MM*	1.000	51814.035.008	4X8MM*	1.000	51814.040.008
3X10MM*	1.000	51814.030.010	3,5X10MM*	1.000	51814.035.010	4X10MM*	1.000	51814.040.010
3X12MM*	1.000	51814.030.012	3,5X12MM*	1.000	51814.035.012	4X12MM*	1.000	51814.040.012
3X16MM*	1.000	51814.030.016	3,5X16MM*	1.000	51814.035.016	4X16MM*	1.000	51814.040.016
3X20MM*	1.000	51814.030.020	3,5X20MM*	1.000	51814.035.020	4X20MM*	1.000	51814.040.020

67588 **Pan head TX screw for plastic 45° / Zelf draadvormende schroeven, 45 graden, pancilinder, hexalobular / Vis à tête cylindrique bombée TX pour plastiques 45°** **J05A**

Thread Forming thread for plastics
Material Steel
Surface treatment Zinc plated



d x L	✉	Art.number	d x L	✉	Art.number	d x L	✉	Art.number
2,5X6MM*	1.000	67588.025.006	3,5X8MM*	1.000	67588.035.008	4X16MM*	1.000	67588.040.016
2,5X8MM*	1.000	67588.025.008	3,5X10MM*	1.000	67588.035.010	4X20MM*	1.000	67588.040.020
			3,5X12MM*	1.000	67588.035.012	4X25MM*	1.000	67588.040.025
3X6MM*	1.000	67588.030.006	3,5X16MM*	1.000	67588.035.016			
3X8MM*	1.000	67588.030.008	3,5X25MM*	1.000	67588.035.025	5X10MM*	1.000	67588.050.010
3X10MM*	1.000	67588.030.010				5X12MM*	1.000	67588.050.012
3X12MM*	1.000	67588.030.012	4X6MM*	1.000	67588.040.006	5X16MM*	1.000	67588.050.016
3X16MM*	1.000	67588.030.016	4X8MM*	1.000	67588.040.008	5X20MM*	1.000	67588.050.020
3X20MM*	1.000	67588.030.020	4X10MM*	1.000	67588.040.010	5X25MM*	500	67588.050.025
			4X12MM*	1.000	67588.040.012	5X30MM*	500	67588.050.030
3,5X6MM*	1.000	67588.035.006						

FABORY

Countersunk TX screw for plastic 45°

Zelf draadvormende schroeven, 45 graden, verzonken kop, hexalobular / Vis à tête fraisée TX pour plastiques 45°

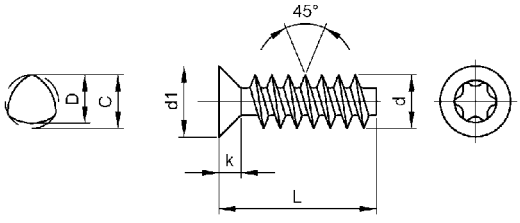



Technical Data

d	C (max.)	D (max.)	d_1 (max.)	k	No. Torx®
2.5	2.55	2.50	4.40	1.30	T6
3	3.05	3.00	5.50	1.50	T8
3.5	3.55	3.47	6.30	1.65	T10
4	4.06	3.96	7.35	1.90	T15
5	5.06	4.96	8.40	2.20	T20

6

Article groups

Thread	Driving features	Material	Surface treatment	Code	Page
Ft	Hexalobular	St.st. A2		51816	6-108
Ft	Hexalobular	St.	ZPL	67590	6-108

51816 **Countersunk TX screw for plastic 45° / Zelf draadvormende schroeven, 45 graden, verzonken kop, hexalobular / Vis à tête fraisée TX pour plastiques 45°** **J05A**

Thread Forming thread for plastics
Material Stainless steel A2



d x L	✉	Art.number	d x L	✉	Art.number	d x L	✉	Art.number
3X6MM*	1.000	51816.030.006	3,5X6MM*	1.000	51816.035.006			
3X8MM*	1.000	51816.030.008	3,5X8MM*	1.000	51816.035.008	4X8MM*	1.000	51816.040.008
3X10MM*	1.000	51816.030.010	3,5X10MM*	1.000	51816.035.010	4X10MM*	1.000	51816.040.010
3X12MM*	1.000	51816.030.012	3,5X12MM*	1.000	51816.035.012	4X12MM*	1.000	51816.040.012
3X16MM*	1.000	51816.030.016	3,5X16MM*	1.000	51816.035.016	4X16MM*	1.000	51816.040.016
3X20MM*	1.000	51816.030.020	3,5X20MM*	1.000	51816.035.020	4X20MM*	1.000	51816.040.020

67590 **Countersunk TX screw for plastic 45° / Zelf draadvormende schroeven, 45 graden, verzonken kop, hexalobular / Vis à tête fraisée TX pour plastiques 45°** **J05A**

Thread Forming thread for plastics
Material Steel
Surface treatment Zinc plated



d x L	✉	Art.number	d x L	✉	Art.number	d x L	✉	Art.number
2,5X6MM*	1.000	67590.025.006	3,5X6MM*	1.000	67590.035.006	4X16MM*	1.000	67590.040.016
2,5X8MM*	1.000	67590.025.008	3,5X10MM*	1.000	67590.035.010	4X20MM*	1.000	67590.040.020
2,5X10MM*	1.000	67590.025.010	3,5X12MM*	1.000	67590.035.012	4X25MM*	1.000	67590.040.025
			3,5X16MM*	1.000	67590.035.016			
3X6MM*	1.000	67590.030.006	3,5X20MM*	1.000	67590.035.020	5X10MM*	1.000	67590.050.010
3X8MM*	1.000	67590.030.008				5X12MM*	1.000	67590.050.012
3X10MM*	1.000	67590.030.010	4X8MM*	1.000	67590.040.008	5X16MM*	1.000	67590.050.016
3X12MM*	1.000	67590.030.012	4X10MM*	1.000	67590.040.010	5X20MM*	1.000	67590.050.020
			4X12MM*	1.000	67590.040.012	5X25MM*	1.000	67590.050.025

Pan head PZ screw for plastic 60°

Zelf draadvormende schroeven, 60 graden, panclilinderkop (Z) / Vis à tête cylindrique bombée PZ pour plastiques 60°

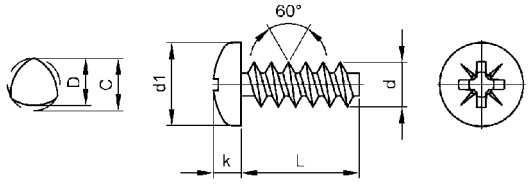

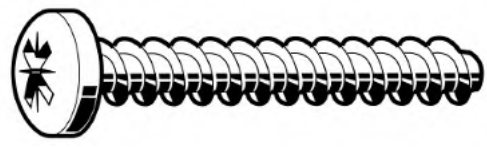

Technical Data

d	C (max.)	D (max.)	d_1 (max.)	k (max.)	No. Pozidriv (Z)
No.2	0.092	0.089	0.167	0.062	1
No.4	0.127	0.123	0.219	0.080	1
No.6	0.147	0.143	0.270	0.097	2
No.8	0.185	0.179	0.322	0.115	2
No.10	0.212	0.208	0.373	0.133	2

67593 **Pan head PZ screw for plastic 60° / Zelf draadvormende schroeven, 60 graden, panclilinderkop (Z) / Vis à tête cylindrique bombée PZ pour plastiques 60°** **J05A**

Thread Forming thread for plastics
Material Steel
Surface treatment Zinc plated



d - TPI x L	✉	Art.number	d - TPI x L	✉	Art.number	d - TPI x L	✉	Art.number
NO.2-28X3/16*	1.000	67593.021.004	NO.4-20X5/8*	1.000	67593.028.015	NO.6-19X1.1/4*	1.000	67593.035.031
NO.2-28X1/4*	1.000	67593.021.006	NO.4-20X3/4*	1.000	67593.028.019	NO.6-19X1.3/8*	500	67593.035.034
NO.2-28X5/16*	1.000	67593.021.007	NO.4-20X1 Inch*	1.000	67593.028.025			
NO.2-28X3/8*	1.000	67593.021.009	NO.4-20X1.1/4*	1.000	67593.028.031	NO.8-16X5/16*	1.000	67593.041.007
NO.2-28X7/16*	1.000	67593.021.011	NO.4-20X1.1/2*	500	67593.028.038	NO.8-16X3/8*	1.000	67593.041.009
NO.2-28X1/2*	1.000	67593.021.012				NO.8-16X1/2*	1.000	67593.041.012
NO.2-28X5/8*	1.000	67593.021.015	NO.6-19X3/16*	1.000	67593.035.004	NO.8-16X5/8*	1.000	67593.041.015
NO.2-28X3/4*	1.000	67593.021.019	NO.6-19X1/4*	1.000	67593.035.006	NO.8-16X3/4*	1.000	67593.041.019
			NO.6-19X5/16*	1.000	67593.035.007	NO.8-16X1 Inch*	1.000	67593.041.025
NO.4-20X3/16*	1.000	67593.028.004	NO.6-19X3/8*	1.000	67593.035.009			
NO.4-20X1/4*	1.000	67593.028.006	NO.6-19X1/2*	1.000	67593.035.012	NO.10-14X3/8*	1.000	67593.048.009
NO.4-20X5/16*	1.000	67593.028.007	NO.6-19X5/8*	1.000	67593.035.015	NO.10-14X1/2*	1.000	67593.048.012
NO.4-20X3/8*	1.000	67593.028.009	NO.6-19X3/4*	1.000	67593.035.019	NO.10-14X5/8*	1.000	67593.048.015
NO.4-20X1/2*	1.000	67593.028.012	NO.6-19X1 Inch*	1.000	67593.035.025	NO.10-14X3/4*	1.000	67593.048.019

FABORY

Countersunk PZ screw for plastic 60°

Zelf draadvormende schroeven, 60 graden, verzonken kop (Z) / Vis à tête fraisée PZ pour plastiques 60°

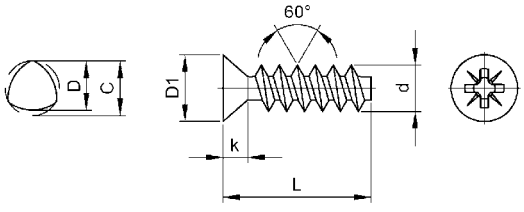



Technical Data

d	C (max.)	D (max.)	D_1 (max.)	k	No. Pozidriv (Z)	TPI
No.2	0.092	0.089	0.172	0.051	1	28
No.4	0.127	0.123	0.225	0.067	1	20
No.6	0.147	0.143	0.279	0.083	2	19
No.8	0.185	0.179	0.332	0.100	2	16
No.10	0.212	0.208	0.385	0.116	2	14

6

67596 **Countersunk PZ screw for plastic 60° / Zelf draadvormende schroeven, 60 graden, verzonken kop (Z) / Vis à tête fraisée PZ pour plastiques 60°** **J05A**

Thread Forming thread for plastics
Material Steel
Surface treatment Zinc plated



d - TPI x L	✉	Art.number	d - TPI x L	✉	Art.number	d - TPI x L	✉	Art.number
NO.2-28X3/16*	1.000	67596.021.004	NO.4-20X3/8*	1.000	67596.028.009	NO.6-19X3/4*	1.000	67596.035.019
NO.2-28X1/4*	1.000	67596.021.006	NO.4-20X1/2*	1.000	67596.028.012			
NO.2-28X5/16*	1.000	67596.021.007	NO.4-20X5/8*	1.000	67596.028.015	NO.8-16X5/16*	1.000	67596.041.007
NO.2-28X3/8*	1.000	67596.021.009	NO.4-20X3/4*	1.000	67596.028.019	NO.8-16X3/8*	1.000	67596.041.009
NO.2-28X1/2*	1.000	67596.021.012				NO.8-16X1/2*	1.000	67596.041.012
NO.2-28X5/8*	1.000	67596.021.015	NO.6-19X5/16*	1.000	67596.035.007	NO.8-16X3/4*	1.000	67596.041.019
			NO.6-19X3/8*	1.000	67596.035.009			
NO.4-20X1/4*	1.000	67596.028.006	NO.6-19X1/2*	1.000	67596.035.012	NO.10-14X1/2*	1.000	67596.048.012
NO.4-20X5/16*	1.000	67596.028.007	NO.6-19X5/8*	1.000	67596.035.015			

Pan head PZ screw for plastic 45°

Zelf draadvormende schroeven, 45 graden, pancilinder (Z) / Vis à tête cylindrique bombée PZ pour plastiques 45°

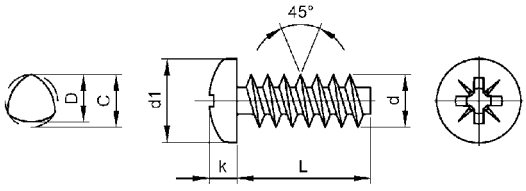

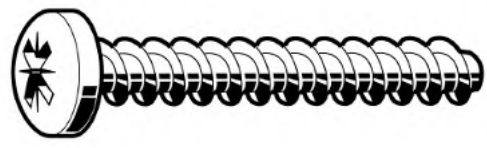

Technical Data

d	C (max.)	D (max.)	d_1 (max.)	k (max.)	No. Pozidriv (Z)
1.8	1.85	1.75	3.60	1.50	0
2.2	2.25	2.15	4.24	1.57	1
2.5	2.55	2.50	4.00	1.60	1
3	3.05	3.00	5.00	1.95	1
3.5	3.55	3.47	6.00	2.30	1
4	4.06	3.96	7.00	2.45	2
5	5.06	4.96	8.00	2.80	2
6	6.06	5.95	10.00	3.50	2

Article groups

Thread	Driving features	Material	Surface treatment	Code	Page
Ft	Pozidriv	St.st. A2		51813	6-111
Ft	Pozidriv	St.	ZPL	67587	6-111

51813 **Pan head PZ screw for plastic 45° / Zelf draadvormende schroeven, 45 graden, pancilinder (Z) / Vis à tête cylindrique bombée PZ pour plastiques 45°** **J05A**

Thread Forming thread for plastics
Material Stainless steel A2



d x L	✉	Art.number	d x L	✉	Art.number	d x L	✉	Art.number
2,5X6MM*	1.000	51813.025.006	3X16MM*	1.000	51813.030.016	3,5X25MM*	1.000	51813.035.025
2,5X8MM*	1.000	51813.025.008	3X20MM*	1.000	51813.030.020			
2,5X10MM*	1.000	51813.025.010				4X8MM*	1.000	51813.040.008
2,5X12MM*	1.000	51813.025.012	3,5X6MM*	1.000	51813.035.006	4X10MM*	1.000	51813.040.010
			3,5X8MM*	1.000	51813.035.008	4X12MM*	1.000	51813.040.012
3X6MM*	1.000	51813.030.006	3,5X10MM*	1.000	51813.035.010	4X16MM*	1.000	51813.040.016
3X8MM*	1.000	51813.030.008	3,5X12MM*	1.000	51813.035.012	4X20MM*	1.000	51813.040.020
3X10MM*	1.000	51813.030.010	3,5X16MM*	1.000	51813.035.016	4X25MM*	1.000	51813.040.025
3X12MM*	1.000	51813.030.012	3,5X20MM*	1.000	51813.035.020			

67587 **Pan head PZ screw for plastic 45° / Zelf draadvormende schroeven, 45 graden, pancilinder (Z) / Vis à tête cylindrique bombée PZ pour plastiques 45°** **J05A**

Thread Forming thread for plastics
Material Steel
Surface treatment Zinc plated



d x L	✉	Art.number	d x L	✉	Art.number	d x L	✉	Art.number
1,8X4MM*	1.000	67587.018.004				3,5X25MM*	1.000	67587.035.025
1,8X5MM*	1.000	67587.018.005	3X6MM*	1.000	67587.030.006			
1,8X6MM*	1.000	67587.018.006	3X8MM*	1.000	67587.030.008	4X6MM*	1.000	67587.040.006
1,8X8MM*	1.000	67587.018.008	3X10MM*	1.000	67587.030.010	4X8MM*	1.000	67587.040.008
1,8X10MM*	1.000	67587.018.010	3X12MM*	1.000	67587.030.012	4X12MM*	1.000	67587.040.012
			3X16MM*	1.000	67587.030.016	4X16MM*	1.000	67587.040.016
2,2X5MM*	1.000	67587.022.005	3X20MM*	1.000	67587.030.020	4X20MM*	1.000	67587.040.020
2,2X6MM*	1.000	67587.022.006	3X25MM*	1.000	67587.030.025	4X25MM*	1.000	67587.040.025
2,2X8MM*	1.000	67587.022.008						
2,2X10MM*	1.000	67587.022.010	3,5X6MM*	1.000	67587.035.006	5X10MM*	1.000	67587.050.010
2,2X12MM*	1.000	67587.022.012	3,5X8MM*	1.000	67587.035.008	5X12MM*	1.000	67587.050.012
			3,5X10MM*	1.000	67587.035.010	5X16MM*	1.000	67587.050.016
2,5X8MM*	1.000	67587.025.008	3,5X12MM*	1.000	67587.035.012	5X20MM*	1.000	67587.050.020
2,5X10MM*	1.000	67587.025.010	3,5X16MM	1.000	67587.035.016	5X25MM*	500	67587.050.025
2,5X12MM*	1.000	67587.025.012	3,5X20MM*	1.000	67587.035.020	5X30MM*	500	67587.050.030

67587	Pan head PZ screw for plastic 45° / Zelf draadvormende schroeven, 45 graden, pancilinder (Z) / Vis à tête cylindrique bombée PZ pour plastiques 45°	←

d x L	✉	Art.number	d x L	✉	Art.number
			6X20MM*	500	67587.060.020
6X16MM*	500	67587.060.016	6X25MM*	500	67587.060.025

Cross recessed raised cheese head thread forming screw

Zelfdraadvormende bolcilinderschroef met kruisgleuf / Vis autoformeuse à tête cylindrique bombée à empreinte cruciforme

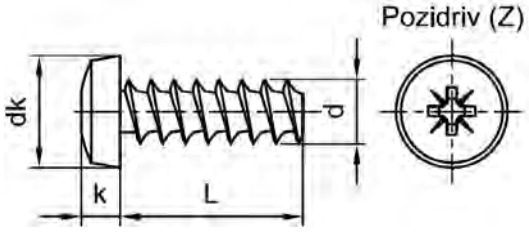

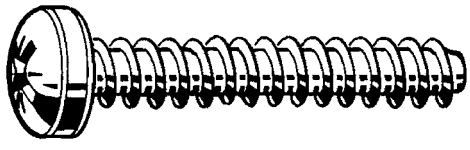

Technical Data

d (nom.)	d_k (max.)	k (max.)	No. cross recess
2.2	4.0	1.6	1
2.5	4.4	1.7	1
3.0	5.3	2.0	1
3.5	6.1	2.5	2
4.0	7.0	2.7	2
5.0	8.8	3.4	2
6.0	10.5	4.0	3

67551	REMFORM® Cross recessed raised cheese head thread forming screw Pozidriv / REMFORM® Zelfdraadvormende bolcilinderschroef met Pozidriv kruisgleuf / REMFORM® Vis autoformeuse à tête cylindrique bombée à empreinte cruciforme Pozidriv	J05A

Material Steel
Surface treatment Zinc plated

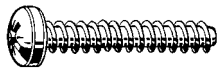

d (nom.) x L	✉	Art.number	d (nom.) x L	✉	Art.number	d (nom.) x L	✉	Art.number
2,2X6MM	200	67551.022.006	3X10MM	200	67551.030.010	4X14MM	200	67551.040.014
2,2X8MM	200	67551.022.008	3X12MM	200	67551.030.012	4X16MM	200	67551.040.016
2,2X10MM	200	67551.022.010	3X16MM	200	67551.030.016	4X20MM	200	67551.040.020
			3X20MM	200	67551.030.020	4X40MM	200	67551.040.040
2,5X6MM	200	67551.025.006						
2,5X8MM	200	67551.025.008	3,5X10MM	200	67551.035.010	5X16MM	200	67551.050.016
2,5X10MM	200	67551.025.010	3,5X12MM	200	67551.035.012	5X20MM	200	67551.050.020
2,5X12MM	200	67551.025.012	3,5X16MM	200	67551.035.016	5X25MM	200	67551.050.025
2,5X16MM	200	67551.025.016	3,5X25MM	200	67551.035.025	5X30MM	200	67551.050.030
						5X40MM	200	67551.050.040
3X6MM	200	67551.030.006	4X10MM	200	67551.040.010			
3X8MM	200	67551.030.008	4X12MM	200	67551.040.012	6X20MM	200	67551.060.020

- Warning: electroplating of these products may cause hydrogen embrittlement.

Raised cheese head thread forming screw with Torx®recess

Zelfdraadvormende bolcilinderschroef met Torx® / Vis autoformeuse à tête cylindrique bombée à empreinte Torx®

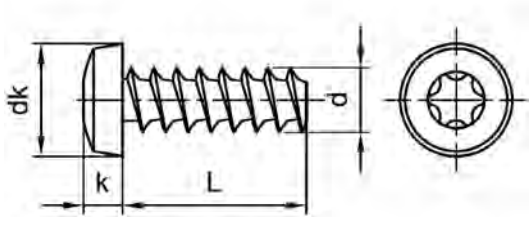

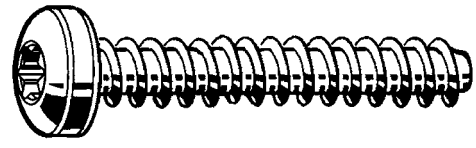

Technical Data

d (nom.)	d_k (max.)	k (max.)	No. Torx®
3.0	5.6	2.2	T10
4.0	7.5	2.8	T20

67552 **REMFORM® Raised cheese head thread forming screw with Torx®recess / REMFORM® Zelfdraadvormende bolcilinderschroef met Torx® / REMFORM® Vis autoformeuse à tête cylindrique bombée à empreinte Torx®** **J05A**

Material Steel
Surface treatment Zinc plated

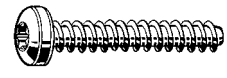

d (nom.) x L	✉	Art.number	d (nom.) x L	✉	Art.number	d (nom.) x L	✉	Art.number
3X8MM	200	67552.030.008	4X12MM	200	67552.040.012	4X16MM	200	67552.040.016
3X10MM	200	67552.030.010	4X14MM	200	67552.040.014	4X20MM	200	67552.040.020

- Warning: electroplating of these products may cause hydrogen embrittlement.

Cross recessed mushroom head thread forming screw

Zelfdraadvormende platbolkopschroef met kruisgleuf / Vis autoformeuse à tête ronde à empreinte cruciforme

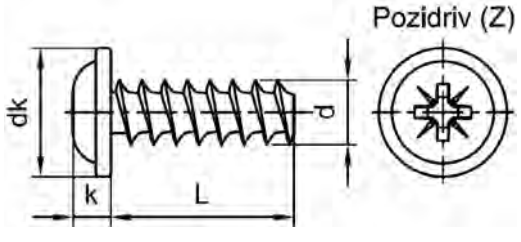

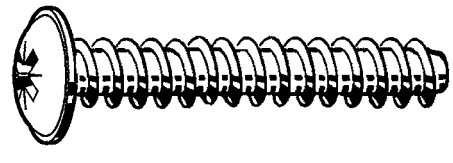

Technical Data

d (nom.)	d_k (max.)	k (max.)	No. cross recess
2.5	5	1.7	1
3.0	6	2	1
3.5	7	2.4	2
4.0	8	2.5	2

67553 **REMFORM® Cross recessed mushroom head thread forming screw Pozidriv / REMFORM® Zelfdraadvormende platbolkopschroef met Pozidriv kruisgleuf / REMFORM® Vis autoformeuse à tête ronde à empreinte cruciforme Pozidriv** **J05A**

Material Steel
Surface treatment Zinc plated



d (nom.) x L	✉	Art.number	d (nom.) x L	✉	Art.number	d (nom.) x L	✉	Art.number
2,5X8MM	200	67553.025.008						
			3,5X12MM	200	67553.035.012	4X10MM	200	67553.040.010
3X8MM	200	67553.030.008	3,5X16MM	200	67553.035.016	4X12MM	200	67553.040.012
3X10MM	200	67553.030.010	3,5X20MM	200	67553.035.020	4X16MM	200	67553.040.016

- Warning: electroplating of these products may cause hydrogen embrittlement.

Pan head PZ screw for plastic 30°

Zelf draadvormende schroeven, 30 graden, pancilinder (Z) / Vis à tête cylindrique bombée PZ pour plastiques 30°

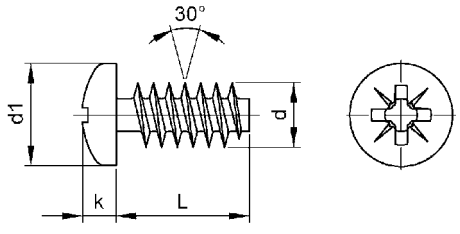



Technical Data

d	d_1 (max.)	k (max.)	No. Pozidriv (Z)
1.8	3.2	1.2	0
2.2	3.9	1.5	1
2.5	4.4	1.7	1
3	5.3	2.0	1
3.5	6.1	2.5	2
4	7.0	2.7	2
5	8.8	3.4	2
6	10.5	4.0	3

Article groups

Thread	Driving features	Material	Surface treatment	Code	Page
Ft	Pozidriv	St.st. A2		51802	6-114
Ft	Pozidriv	St.	ZPL	67570	6-114
Ft	Pozidriv	St.	ZPL BLCK	67571	6-115

51802 **Pan head PZ screw for plastic 30° / Zelf draadvormende schroeven, 30 graden, pancilinder (Z) / Vis à tête cylindrique bombée PZ pour plastiques 30°** **J05A**

Thread Forming thread for plastics
Material Stainless steel A2



d x L	✉	Art.number	d x L	✉	Art.number	d x L	✉	Art.number
2,2X5MM*	1.000	51802.022.005	3X18MM*	1.000	51802.030.018	4X8MM*	1.000	51802.040.008
2,2X6MM*	1.000	51802.022.006	3X20MM*	1.000	51802.030.020	4X10MM*	1.000	51802.040.010
2,2X8MM*	1.000	51802.022.008				4X12MM*	1.000	51802.040.012
			3,5X8MM*	1.000	51802.035.008	4X14MM*	1.000	51802.040.014
2,5X6MM*	1.000	51802.025.006	3,5X10MM*	1.000	51802.035.010	4X16MM*	1.000	51802.040.016
2,5X8MM*	1.000	51802.025.008	3,5X12MM*	1.000	51802.035.012	4X18MM*	1.000	51802.040.018
			3,5X14MM*	1.000	51802.035.014	4X20MM*	1.000	51802.040.020
3X6MM*	1.000	51802.030.006	3,5X16MM*	1.000	51802.035.016	4X25MM*	1.000	51802.040.025
3X8MM*	1.000	51802.030.008	3,5X18MM*	1.000	51802.035.018			
3X10MM*	1.000	51802.030.010	3,5X20MM*	1.000	51802.035.020	5X12MM*	1.000	51802.050.012
3X12MM*	1.000	51802.030.012	3,5X25MM*	1.000	51802.035.025	5X16MM*	1.000	51802.050.016
3X14MM*	1.000	51802.030.014				5X20MM*	1.000	51802.050.020
3X16MM*	1.000	51802.030.016						

67570 **Pan head PZ screw for plastic 30° / Zelf draadvormende schroeven, 30 graden, pancilinder (Z) / Vis à tête cylindrique bombée PZ pour plastiques 30°** **J05A**

Thread Forming thread for plastics
Material Steel
Surface treatment Zinc plated



d x L	✉	Art.number	d x L	✉	Art.number	d x L	✉	Art.number
2,2X6MM*	1.000	67570.022.006	2,5X5MM*	1.000	67570.025.005	2,5X14MM*	1.000	67570.025.014
2,2X8MM*	1.000	67570.022.008	2,5X6MM*	1.000	67570.025.006	2,5X16MM*	1.000	67570.025.016
2,2X10MM*	1.000	67570.022.010	2,5X8MM*	1.000	67570.025.008	2,5X18MM*	1.000	67570.025.018
2,2X12MM*	1.000	67570.022.012	2,5X10MM*	1.000	67570.025.010			
			2,5X12MM*	1.000	67570.025.012	3X6MM	1.000	67570.030.006

67570 Pan head PZ screw for plastic 30° / Zelf draadvormende schroeven, 30 graden, pancilinder (Z) / Vis à tête cylindrique bombée PZ pour plastiques 30°

d x L	✉	Art.number	d x L	✉	Art.number	d x L	✉	Art.number
3X8MM	1.000	67570.030.008	3,5X20MM*	1.000	67570.035.020	5X12MM*	1.000	67570.050.012
3X10MM*	1.000	67570.030.010	3,5X25MM*	1.000	67570.035.025	5X14MM*	1.000	67570.050.014
3X12MM*	1.000	67570.030.012	3,5X30MM*	1.000	67570.035.030	5X16MM*	1.000	67570.050.016
3X14MM*	1.000	67570.030.014				5X18MM*	1.000	67570.050.018
3X16MM*	1.000	67570.030.016	4X8MM*	1.000	67570.040.008	5X20MM	1.000	67570.050.020
3X18MM*	1.000	67570.030.018	4X10MM*	1.000	67570.040.010	5X25MM*	500	67570.050.025
3X20MM*	1.000	67570.030.020	4X12MM*	1.000	67570.040.012	5X30MM*	500	67570.050.030
3X25MM*	1.000	67570.030.025	4X14MM*	1.000	67570.040.014	5X35MM*	500	67570.050.035
3X30MM*	1.000	67570.030.030	4X16MM*	1.000	67570.040.016			
			4X18MM*	1.000	67570.040.018	6X12MM*	1.000	67570.060.012
3,5X8MM*	1.000	67570.035.008	4X20MM*	1.000	67570.040.020	6X16MM*	500	67570.060.016
3,5X10MM*	1.000	67570.035.010	4X25MM	1.000	67570.040.025	6X20MM*	500	67570.060.020
3,5X12MM*	1.000	67570.035.012	4X30MM*	500	67570.040.030	6X25MM*	500	67570.060.025
3,5X14MM*	1.000	67570.035.014	4X40MM*	1.000	67570.040.040	6X30MM*	500	67570.060.030
3,5X16MM*	1.000	67570.035.016				6X35MM*	500	67570.060.035
3,5X18MM*	1.000	67570.035.018	5X10MM*	1.000	67570.050.010			

67571 Pan head PZ screw for plastic 30° / Zelf draadvormende schroeven, 30 graden, pancilinder (Z) / Vis à tête cylindrique bombée PZ pour plastiques 30° J05A

Thread Forming thread for plastics
Material Steel
Surface treatment Zinc plated black passivated



d x L	✉	Art.number	d x L	✉	Art.number	d x L	✉	Art.number
2,5X5MM*	1.000	67571.025.005	3,5X8MM*	1.000	67571.035.008	4X40MM*	1.000	67571.040.040
2,5X6MM*	1.000	67571.025.006	3,5X10MM*	1.000	67571.035.010			
2,5X8MM*	1.000	67571.025.008	3,5X12MM*	1.000	67571.035.012	5X10MM	1.000	67571.050.010
2,5X10MM*	1.000	67571.025.010	3,5X14MM*	1.000	67571.035.014	5X12MM*	1.000	67571.050.012
2,5X12MM*	1.000	67571.025.012	3,5X16MM*	1.000	67571.035.016	5X14MM*	1.000	67571.050.014
2,5X14MM*	1.000	67571.025.014	3,5X18MM*	1.000	67571.035.018	5X16MM*	1.000	67571.050.016
2,5X16MM*	1.000	67571.025.016	3,5X20MM*	1.000	67571.035.020	5X18MM*	1.000	67571.050.018
			3,5X25MM*	1.000	67571.035.025	5X20MM*	1.000	67571.050.020
3X6MM*	1.000	67571.030.006	3,5X30MM*	1.000	67571.035.030	5X25MM*	500	67571.050.025
3X8MM*	1.000	67571.030.008				5X30MM*	500	67571.050.030
3X10MM*	1.000	67571.030.010	4X8MM*	1.000	67571.040.008	5X35MM*	500	67571.050.035
3X12MM*	1.000	67571.030.012	4X10MM*	1.000	67571.040.010			
3X14MM*	1.000	67571.030.014	4X12MM*	1.000	67571.040.012	6X12MM*	1.000	67571.060.012
3X16MM*	1.000	67571.030.016	4X14MM*	1.000	67571.040.014	6X16MM*	500	67571.060.016
3X18MM*	1.000	67571.030.018	4X16MM*	1.000	67571.040.016	6X20MM*	500	67571.060.020
3X20MM*	1.000	67571.030.020	4X18MM*	1.000	67571.040.018	6X25MM*	500	67571.060.025
3X25MM*	1.000	67571.030.025	4X20MM*	1.000	67571.040.020	6X30MM*	500	67571.060.030
3X30MM*	1.000	67571.030.030	4X25MM*	1.000	67571.040.025	6X35MM*	500	67571.060.035
			4X30MM*	500	67571.040.030			

FABORY

Countersunk PZ screw for plastic 30°

Zelf draadvormende schroeven, 30 graden, verzonken kop (Z) / Vis à tête fraisée PZ pour plastiques 30°

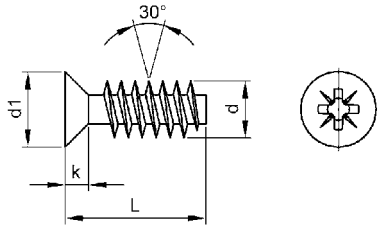



Technical Data

d	d_1 (max.)	k (max.)	No. Pozidriv (Z)
2.2	3.8	1.30	1
2.5	4.7	1.75	1
3	5.5	2.05	1
3.5	7.3	2.80	2
4	8.4	3.25	2
5	9.3	3.40	2
6	11.3	3.80	2

6

Article groups

Thread	Driving features	Material	Surface treatment	Code	Page
Ft	Pozidriv	St.st. A2		51804	6-116
Ft	Pozidriv	St.	ZPL	67575	6-116

51804 **Countersunk PZ screw for plastic 30° / Zelf draadvormende schroeven, 30 graden, verzonken kop (Z) / Vis à tête fraisée PZ pour plastiques 30°** **J05A**

Thread Forming thread for plastics
Material Stainless steel A2



d x L	✉	Art.number	d x L	✉	Art.number	d x L	✉	Art.number
3X12MM*	1.000	51804.030.012	3,5X12MM*	1.000	51804.035.012	4X10MM*	1.000	51804.040.010
			3,5X14MM*	1.000	51804.035.014	4X12MM*	1.000	51804.040.012
3,5X8MM*	1.000	51804.035.008	3,5X16MM*	1.000	51804.035.016	4X14MM	1.000	51804.040.014
3,5X10MM*	1.000	51804.035.010				4X16MM*	1.000	51804.040.016

67575 **Countersunk PZ screw for plastic 30° / Zelf draadvormende schroeven, 30 graden, verzonken kop (Z) / Vis à tête fraisée PZ pour plastiques 30°** **J05A**

Thread Forming thread for plastics
Material Steel
Surface treatment Zinc plated



d x L	✉	Art.number	d x L	✉	Art.number	d x L	✉	Art.number
2,2X5MM*	1.000	67575.022.005	3X16MM*	1.000	67575.030.016	4X20MM*	1.000	67575.040.020
2,2X6MM*	1.000	67575.022.006	3X18MM*	1.000	67575.030.018	4X25MM*	1.000	67575.040.025
2,2X8MM*	1.000	67575.022.008	3X20MM*	1.000	67575.030.020	4X30MM*	1.000	67575.040.030
2,2X10MM*	1.000	67575.022.010	3X25MM*	1.000	67575.030.025			
						5X10MM*	1.000	67575.050.010
2,5X5MM*	1.000	67575.025.005	3,5X8MM*	1.000	67575.035.008	5X12MM*	1.000	67575.050.012
2,5X6MM*	1.000	67575.025.006	3,5X10MM*	1.000	67575.035.010	5X14MM*	1.000	67575.050.014
2,5X8MM*	1.000	67575.025.008	3,5X12MM*	1.000	67575.035.012	5X16MM*	1.000	67575.050.016
2,5X10MM*	1.000	67575.025.010	3,5X14MM*	1.000	67575.035.014	5X18MM*	1.000	67575.050.018
2,5X12MM*	1.000	67575.025.012	3,5X16MM*	1.000	67575.035.016	5X20MM*	1.000	67575.050.020
2,5X14MM*	1.000	67575.025.014	3,5X20MM*	1.000	67575.035.020	5X25MM*	1.000	67575.050.025
2,5X16MM*	1.000	67575.025.016				5X30MM*	500	67575.050.030
2,5X18MM*	1.000	67575.025.018	4X8MM*	1.000	67575.040.008			
			4X10MM*	1.000	67575.040.010	6X12MM*	1.000	67575.060.012
3X6MM*	1.000	67575.030.006	4X12MM*	1.000	67575.040.012	6X16MM*	1.000	67575.060.016
3X8MM*	1.000	67575.030.008	4X14MM*	1.000	67575.040.014	6X20MM*	500	67575.060.020
3X10MM*	1.000	67575.030.010	4X16MM*	1.000	67575.040.016	6X25MM*	500	67575.060.025
3X12MM*	1.000	67575.030.012	4X18MM*	1.000	67575.040.018	6X30MM*	500	67575.060.030
3X14MM*	1.000	67575.030.014						

Flange head screw for plastic 30°

Zelf draadvormende schroeven, 30 graden, flenskop (Z) / Vis à tête cylindrique bombée plate à embase plate pour plastiques 30°

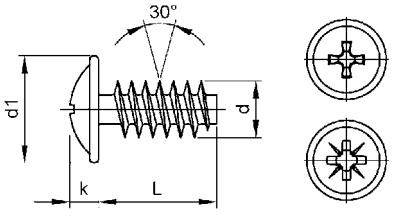

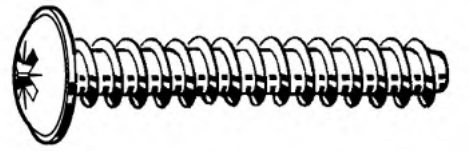

Technical Data

d	d_1 (max.)	k (max.)	No. Pozidriv (Z)
2.2	4.4	1.6	1
2.5	5.0	1.8	1
3	6.0	2.1	1
3.5	7.0	2.4	2
4	8.0	2.5	2
5	10.0	3.2	2
6	12.0	4.0	3

Article groups

Thread	Driving features	Material	Surface treatment	Code	Page
Ft	Pozidriv	St.st. A2		51807	6-117
	Phillips	St.st. A2		51818	6-117
Ft	Phillips	St.	ZPL	67580	6-118
Ft	Phillips	St.	ZPL BLCK	67581	6-118
Ft	Pozidriv	St.	ZPL	67585	6-118
Ft	Pozidriv	St.	ZPL BLCK	67586	6-119

51807 **Flange head PZ screw for plastic 30° / Zelf draadvormende schroeven, 30 graden, flenskop (Z) / Vis à tête cylindrique bombée plate PZ à embase plate pour plastiques 30°** **J05A**

Thread Forming thread for plastics
Material Stainless steel A2



d x L	✉	Art.number	d x L	✉	Art.number	d x L	✉	Art.number
3X12MM*	1.000	51807.030.012	3,5X14MM*	1.000	51807.035.014	4X12MM*	1.000	51807.040.012
3X14MM*	1.000	51807.030.014	3,5X16MM*	1.000	51807.035.016	4X14MM*	1.000	51807.040.014
						4X16MM*	1.000	51807.040.016
3,5X10MM*	1.000	51807.035.010	4X10MM*	1.000	51807.040.010	4X20MM*	1.000	51807.040.020
3,5X12MM*	1.000	51807.035.012						

51818 **Flange head PH screw for plastic 30° / Zelf draadvormende schroeven, 30 graden, flenskop (H) / Vis à tête cylindrique bombée plate PH à embase plate pour plastiques 30°** **J05A**

Material Stainless steel A2



d x L	✉	Art.number	d x L	✉	Art.number	d x L	✉	Art.number
3X12MM*	1.000	51818.030.012	3,5X12MM*	1.000	51818.035.012	4X10MM*	1.000	51818.040.010
3X14MM*	1.000	51818.030.014	3,5X16MM*	1.000	51818.035.016	4X12MM*	1.000	51818.040.012
			3,5X18MM*	1.000	51818.035.018	4X14MM*	1.000	51818.040.014
3,5X10MM*	1.000	51818.035.010				4X16MM*	1.000	51818.040.016

67580 Flange head PH screw for plastic 30° / Zelf draadvormende schroeven, 30 graden, flenskop (H) / Vis à tête cylindrique bombée plate PH à embase plate pour plastiques 30° J05A

Thread Forming thread for plastics
Material Steel
Surface treatment Zinc plated



d x L	✉	Art.number	d x L	✉	Art.number	d x L	✉	Art.number
2,5X5MM*	1.000	67580.025.005	3,5X8MM*	1.000	67580.035.008	4X20MM*	1.000	67580.040.020
2,5X8MM*	1.000	67580.025.008	3,5X10MM*	1.000	67580.035.010	4X30MM*	500	67580.040.030
2,5X10MM*	1.000	67580.025.010	3,5X12MM*	1.000	67580.035.012			
2,5X12MM*	1.000	67580.025.012	3,5X14MM*	1.000	67580.035.014	5X14MM*	1.000	67580.050.014
			3,5X16MM*	1.000	67580.035.016	5X16MM*	1.000	67580.050.016
3X6MM*	1.000	67580.030.006	3,5X20MM*	1.000	67580.035.020	5X18MM*	1.000	67580.050.018
3X8MM*	1.000	67580.030.008						
3X10MM*	1.000	67580.030.010	4X8MM*	1.000	67580.040.008	6X12MM*	1.000	67580.060.012
3X12MM*	1.000	67580.030.012	4X10MM*	1.000	67580.040.010	6X16MM*	500	67580.060.016
3X14MM*	1.000	67580.030.014	4X12MM*	1.000	67580.040.012	6X20MM*	500	67580.060.020
3X16MM*	1.000	67580.030.016	4X14MM*	1.000	67580.040.014	6X25MM*	500	67580.060.025
			4X16MM*	1.000	67580.040.016			

67581 Flange head PH screw for plastic 30° / Zelf draadvormende schroeven, 30 graden, flenskop (H) / Vis à tête cylindrique bombée plate PH à embase plate pour plastiques 30° J05A

Thread Forming thread for plastics
Material Steel
Surface treatment Zinc plated black passivated



d x L	✉	Art.number	d x L	✉	Art.number	d x L	✉	Art.number
2,2X5MM*	1.000	67581.022.005	3X16MM*	1.000	67581.030.016	4X16MM*	1.000	67581.040.016
2,2X6MM*	1.000	67581.022.006				4X20MM*	1.000	67581.040.020
			3,5X8MM*	1.000	67581.035.008	4X30MM*	500	67581.040.030
2,5X5MM*	1.000	67581.025.005	3,5X12MM*	1.000	67581.035.012			
2,5X8MM*	1.000	67581.025.008	3,5X14MM*	1.000	67581.035.014	5X14MM*	1.000	67581.050.014
2,5X10MM*	1.000	67581.025.010	3,5X16MM*	1.000	67581.035.016	5X16MM*	1.000	67581.050.016
2,5X12MM*	1.000	67581.025.012	3,5X20MM*	1.000	67581.035.020	5X18MM*	1.000	67581.050.018
			3,5X25MM*	1.000	67581.035.025			
3X6MM*	1.000	67581.030.006				6X12MM*	1.000	67581.060.012
3X8MM*	1.000	67581.030.008	4X8MM*	1.000	67581.040.008	6X16MM*	500	67581.060.016
3X10MM*	1.000	67581.030.010	4X10MM*	1.000	67581.040.010	6X20MM*	500	67581.060.020
3X12MM*	1.000	67581.030.012	4X12MM*	1.000	67581.040.012	6X25MM*	500	67581.060.025
3X14MM*	1.000	67581.030.014	4X14MM*	1.000	67581.040.014			

67585 Flange head PZ screw for plastic 30° / Zelf draadvormende schroeven, 30 graden, flenskop (Z) / Vis à tête cylindrique bombée plate PZ à embase plate pour plastiques 30° J05A

Thread Forming thread for plastics
Material Steel
Surface treatment Zinc plated



d x L	✉	Art.number	d x L	✉	Art.number	d x L	✉	Art.number
2,2X8MM*	1.000	67585.022.008				4X30MM*	500	67585.040.030
2,2X10MM*	1.000	67585.022.010	3,5X8MM*	1.000	67585.035.008			
			3,5X10MM*	1.000	67585.035.010	5X12MM*	1.000	67585.050.012
2,5X5MM*	1.000	67585.025.005	3,5X12MM*	1.000	67585.035.012	5X14MM*	1.000	67585.050.014
2,5X6MM*	1.000	67585.025.006	3,5X14MM*	1.000	67585.035.014	5X16MM*	1.000	67585.050.016
2,5X8MM*	1.000	67585.025.008	3,5X16MM*	1.000	67585.035.016	5X18MM*	1.000	67585.050.018
2,5X10MM*	1.000	67585.025.010	3,5X20MM*	1.000	67585.035.020	5X20MM*	1.000	67585.050.020
2,5X12MM*	1.000	67585.025.012				5X25MM*	500	67585.050.025
			4X8MM*	1.000	67585.040.008	5X30MM*	500	67585.050.030
3X6MM*	1.000	67585.030.006	4X10MM*	1.000	67585.040.010			
3X8MM*	1.000	67585.030.008	4X12MM*	1.000	67585.040.012	6X12MM*	1.000	67585.060.012
3X10MM*	1.000	67585.030.010	4X14MM*	1.000	67585.040.014	6X16MM*	500	67585.060.016
3X12MM*	1.000	67585.030.012	4X16MM*	1.000	67585.040.016	6X20MM*	500	67585.060.020
3X14MM*	1.000	67585.030.014	4X18MM*	1.000	67585.040.018	6X25MM*	500	67585.060.025
3X16MM*	1.000	67585.030.016	4X20MM*	1.000	67585.040.020	6X30MM*	500	67585.060.030
3X20MM*	1.000	67585.030.020	4X25MM*	1.000	67585.040.025			

67586	Flange head PZ screw for plastic 30° / Zelf draadvormende schroeven, 30 graden, flenskop (Z) / Vis à tête cylindrique bombée plate PZ à embase plate pour plastiques 30°	J05A

Thread Forming thread for plastics
Material Steel
Surface treatment Zinc plated black passivated



d x L	✉	Art.number	d x L	✉	Art.number	d x L	✉	Art.number
2,2X5MM*	1.000	67586.022.005	3X20MM*	1.000	67586.030.020	4X20MM*	1.000	67586.040.020
2,2X6MM*	1.000	67586.022.006				4X25MM*	1.000	67586.040.025
2,2X8MM*	1.000	67586.022.008	3,5X8MM*	1.000	67586.035.008	4X30MM*	500	67586.040.030
2,2X10MM*	1.000	67586.022.010	3,5X10MM*	1.000	67586.035.010			
			3,5X12MM*	1.000	67586.035.012	5X12MM*	1.000	67586.050.012
2,5X5MM*	1.000	67586.025.005	3,5X14MM*	1.000	67586.035.014	5X14MM*	1.000	67586.050.014
2,5X6MM*	1.000	67586.025.006	3,5X16MM*	1.000	67586.035.016	5X16MM*	1.000	67586.050.016
2,5X8MM*	1.000	67586.025.008	3,5X20MM*	1.000	67586.035.020	5X20MM*	1.000	67586.050.020
2,5X10MM*	1.000	67586.025.010				5X30MM*	500	67586.050.030
2,5X12MM	1.000	67586.025.012	4X8MM*	1.000	67586.040.008			
			4X10MM*	1.000	67586.040.010	6X12MM*	1.000	67586.060.012
3X8MM*	1.000	67586.030.008	4X12MM*	1.000	67586.040.012	6X16MM*	500	67586.060.016
3X10MM*	1.000	67586.030.010	4X14MM*	1.000	67586.040.014	6X20MM*	500	67586.060.020
3X12MM*	1.000	67586.030.012	4X16MM*	1.000	67586.040.016	6X25MM*	500	67586.060.025
3X14MM*	1.000	67586.030.014	4X18MM*	1.000	67586.040.018	6X30MM*	500	67586.060.030
3X16MM*	1.000	67586.030.016						

6

Pan head TX screw for plastic 30°

Zelf draadvormende schroeven, 30 graden, pancilinder, hexalobular / Vis à tête cylindrique bombée TX pour plastiques 30°

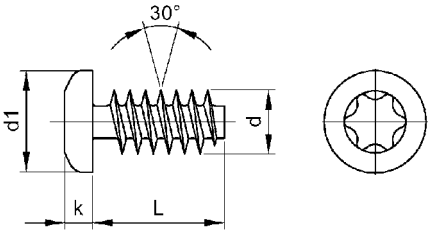



Technical Data

d	d_1 (max.)	k (max.)	No. Torx®
2.2	4.0	1.5	T6
2.5	4.2	1.6	T7
3	5.6	2.1	T10
3.5	6.9	2.3	T10
4	7.5	2.6	T20
5	8.2	2.9	T20
6	10.8	3.8	T25

Article groups

Thread	Driving features	Material	Surface treatment	Code	Page
Ft	Hexalobular	St.st. A2		51803	6-119
Ft	Hexalobular	St.	ZPL	67572	6-120
Ft	Hexalobular	St.	ZPL BLCK	67573	6-120

51803	Pan head TX screw for plastic 30° / Zelf draadvormende schroeven, 30 graden, pancilinder, hexalobular / Vis à tête cylindrique bombée TX pour plastiques 30°	J05A

Thread Forming thread for plastics
Material Stainless steel A2



d x L	✉	Art.number	d x L	✉	Art.number	d x L	✉	Art.number
3X6MM*	1.000	51803.030.006						
3X8MM	1.000	51803.030.008	3,5X8MM*	1.000	51803.035.008	4X8MM*	1.000	51803.040.008
3X10MM*	1.000	51803.030.010	3,5X10MM*	1.000	51803.035.010	4X10MM*	1.000	51803.040.010
3X12MM*	1.000	51803.030.012	3,5X12MM*	1.000	51803.035.012	4X12MM*	1.000	51803.040.012
3X14MM*	1.000	51803.030.014	3,5X14MM*	1.000	51803.035.014	4X14MM*	1.000	51803.040.014
3X16MM*	1.000	51803.030.016	3,5X16MM*	1.000	51803.035.016	4X16MM*	1.000	51803.040.016
3X18MM*	1.000	51803.030.018	3,5X18MM*	1.000	51803.035.018	4X18MM*	1.000	51803.040.018
3X20MM*	1.000	51803.030.020	3,5X20MM*	1.000	51803.035.020	4X20MM*	1.000	51803.040.020

51803 Pan head TX screw for plastic 30° / Zelf draadvormende schroeven, 30 graden, pancilinder, hexalobular / Vis à tête cylindrique bombée TX pour plastiques 30°

d x L	✉	Art.number	d x L	✉	Art.number	d x L	✉	Art.number
4X25MM*	1.000	51803.040.025	5X10MM*	1.000	51803.050.010	5X20MM*	1.000	51803.050.020
4X30MM*	500	51803.040.030	5X12MM*	1.000	51803.050.012	5X25MM*	500	51803.050.025
			5X16MM*	1.000	51803.050.016	5X30MM	500	51803.050.030

67572 Pan head TX screw for plastic 30° / Zelf draadvormende schroeven, 30 graden, pancilinder, hexalobular / Vis à tête cylindrique bombée TX pour plastiques 30° J05A

Thread Forming thread for plastics
Material Steel
Surface treatment Zinc plated



d x L	✉	Art.number	d x L	✉	Art.number	d x L	✉	Art.number
2,2X5MM*	1.000	67572.022.005	3X18MM*	1.000	67572.030.018	4X16MM*	1.000	67572.040.016
2,2X6MM*	1.000	67572.022.006	3X20MM*	1.000	67572.030.020	4X18MM*	1.000	67572.040.018
2,2X8MM*	1.000	67572.022.008	3X25MM*	1.000	67572.030.025	4X20MM	1.000	67572.040.020
2,2X10MM*	1.000	67572.022.010	3X30MM*	500	67572.030.030	4X25MM*	1.000	67572.040.025
						4X30MM*	500	67572.040.030
2,5X5MM*	1.000	67572.025.005	3,5X8MM*	1.000	67572.035.008			
2,5X6MM*	1.000	67572.025.006	3,5X10MM*	1.000	67572.035.010	5X10MM*	1.000	67572.050.010
2,5X8MM*	1.000	67572.025.008	3,5X12MM*	1.000	67572.035.012	5X12MM*	1.000	67572.050.012
2,5X10MM*	1.000	67572.025.010	3,5X14MM*	1.000	67572.035.014	5X14MM*	500	67572.050.014
2,5X12MM*	1.000	67572.025.012	3,5X16MM*	1.000	67572.035.016	5X16MM*	500	67572.050.016
2,5X14MM*	1.000	67572.025.014	3,5X18MM*	1.000	67572.035.018	5X20MM*	500	67572.050.020
2,5X16MM*	1.000	67572.025.016	3,5X20MM*	1.000	67572.035.020	5X25MM*	500	67572.050.025
			3,5X25MM*	1.000	67572.035.025	5X30MM*	500	67572.050.030
3X6MM*	1.000	67572.030.006	3,5X30MM*	1.000	67572.035.030			
3X8MM*	1.000	67572.030.008				6X12MM*	500	67572.060.012
3X10MM	1.000	67572.030.010	4X8MM*	1.000	67572.040.008	6X16MM*	500	67572.060.016
3X12MM*	1.000	67572.030.012	4X10MM*	1.000	67572.040.010	6X20MM*	500	67572.060.020
3X14MM*	1.000	67572.030.014	4X12MM*	1.000	67572.040.012	6X25MM*	500	67572.060.025
3X16MM*	1.000	67572.030.016	4X14MM*	1.000	67572.040.014	6X30MM*	500	67572.060.030

67573 Pan head TX screw for plastic 30° / Zelf draadvormende schroeven, 30 graden, pancilinder, hexalobular / Vis à tête cylindrique bombée TX pour plastiques 30° J05A

Thread Forming thread for plastics
Material Steel
Surface treatment Zinc plated black passivated



d x L	✉	Art.number	d x L	✉	Art.number	d x L	✉	Art.number
2,2X6MM*	1.000	67573.022.006	3X25MM*	1.000	67573.030.025	4X18MM*	1.000	67573.040.018
2,2X8MM*	1.000	67573.022.008	3X30MM*	500	67573.030.030	4X20MM*	1.000	67573.040.020
2,2X10MM*	1.000	67573.022.010				4X25MM*	1.000	67573.040.025
			3,5X8MM*	1.000	67573.035.008	4X30MM*	500	67573.040.030
2,5X6MM*	1.000	67573.025.006	3,5X10MM*	1.000	67573.035.010			
2,5X8MM*	1.000	67573.025.008	3,5X12MM*	1.000	67573.035.012	5X10MM*	1.000	67573.050.010
2,5X10MM*	1.000	67573.025.010	3,5X14MM*	1.000	67573.035.014	5X12MM*	500	67573.050.012
2,5X12MM*	1.000	67573.025.012	3,5X16MM*	1.000	67573.035.016	5X14MM*	500	67573.050.014
2,5X14MM*	1.000	67573.025.014	3,5X18MM*	1.000	67573.035.018	5X16MM*	1.000	67573.050.016
2,5X16MM*	1.000	67573.025.016	3,5X20MM*	1.000	67573.035.020	5X20MM*	500	67573.050.020
			3,5X25MM*	1.000	67573.035.025	5X25MM*	500	67573.050.025
3X6MM*	1.000	67573.030.006	3,5X30MM*	1.000	67573.035.030	5X30MM*	500	67573.050.030
3X8MM*	1.000	67573.030.008						
3X10MM*	1.000	67573.030.010	4X8MM*	1.000	67573.040.008	6X12MM*	500	67573.060.012
3X12MM*	1.000	67573.030.012	4X10MM*	1.000	67573.040.010	6X16MM*	500	67573.060.016
3X16MM*	1.000	67573.030.016	4X12MM*	1.000	67573.040.012	6X20MM*	500	67573.060.020
3X18MM*	1.000	67573.030.018	4X14MM*	1.000	67573.040.014	6X25MM*	500	67573.060.025
3X20MM*	1.000	67573.030.020	4X16MM*	1.000	67573.040.016	6X30MM*	500	67573.060.030

Countersunk TX screw for plastic 30°

Zelf draadvormende schroeven, 30 graden, verzonken kop, hexalobular / Vis à tête fraisée TX pour plastiques 30°

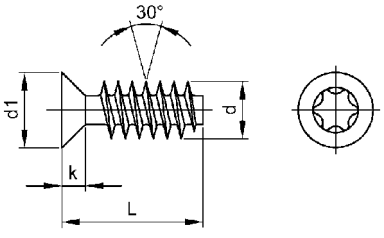



Technical Data

d	d_1 (max.)	k	No. Torx®
2.2	3.8	1.30	T6
2.5	4.7	1.75	T8
3	5.5	2.05	T8
3.5	7.3	2.80	T15
4	8.4	3.25	T20
5	9.3	3.40	T20

Article groups

Thread	Driving features	Material	Surface treatment	Code	Page
Ft	Hexalobular	St.st. A2		51805	6-121
Ft	Hexalobular	St.	ZPL	67577	6-121

51805 **Countersunk TX screw for plastic 30° / Zelf draadvormende schroeven, 30 graden, verzonken kop, hexalobular / Vis à tête fraisée TX pour plastiques 30°** **J05A**

Thread Forming thread for plastics
Material Stainless steel A2



d x L	✉	Art.number	d x L	✉	Art.number	d x L	✉	Art.number
3X10MM*	1.000	51805.030.010	3,5X16MM*	1.000	51805.035.016	5X10MM*	1.000	51805.050.010
3X12MM*	1.000	51805.030.012				5X12MM*	1.000	51805.050.012
3X16MM*	1.000	51805.030.016	4X10MM*	1.000	51805.040.010	5X16MM*	1.000	51805.050.016
			4X12MM*	1.000	51805.040.012	5X20MM*	1.000	51805.050.020
3,5X8MM*	1.000	51805.035.008	4X16MM*	1.000	51805.040.016	5X25MM*	500	51805.050.025
3,5X10MM*	1.000	51805.035.010	4X20MM*	1.000	51805.040.020	5X30MM*	500	51805.050.030
3,5X12MM*	1.000	51805.035.012						

67577 **Countersunk TX screw for plastic 30° / Zelf draadvormende schroeven, 30 graden, verzonken kop, hexalobular / Vis à tête fraisée TX pour plastiques 30°** **J05A**

Thread Forming thread for plastics
Material Steel
Surface treatment Zinc plated



d x L	✉	Art.number	d x L	✉	Art.number	d x L	✉	Art.number
2,2X6MM*	1.000	67577.022.006	3X12MM*	1.000	67577.030.012	4X10MM*	1.000	67577.040.010
			3X16MM*	1.000	67577.030.016	4X12MM*	1.000	67577.040.012
2,5X6MM*	1.000	67577.025.006	3X20MM*	1.000	67577.030.020	4X16MM*	1.000	67577.040.016
2,5X8MM*	1.000	67577.025.008				4X20MM*	1.000	67577.040.020
2,5X10MM*	1.000	67577.025.010	3,5X10MM*	1.000	67577.035.010			
			3,5X12MM*	1.000	67577.035.012	5X16MM*	500	67577.050.016
3X6MM*	1.000	67577.030.006	3,5X16MM*	1.000	67577.035.016	5X20MM*	500	67577.050.020
3X8MM*	1.000	67577.030.008	3,5X20MM*	1.000	67577.035.020			
3X10MM	1.000	67577.030.010						

FABORY

Flange head TX screw for plastic 30°

Zelf draadvormende schroeven, 30 graden, flenskop, hexalobular / Vis à tête cylindrique bombée plate TX à embase plate pour plastiques 30°

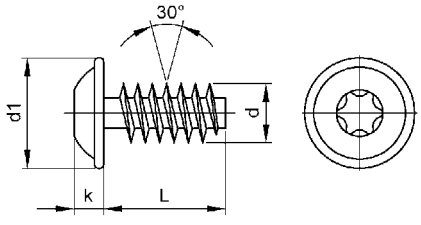



Technical Data

d	d_1 (max.)	k (max.)	No. Torx®
2.5	5	1.5	6
3	6	2.1	10
3.5	7	2.4	10
4	8	2.6	20
5	10	3.3	20
6	12	3.6	25

Article groups

Thread	Driving features	Material	Surface treatment	Code	Page
Ft	Hexalobular	St.st. A2		51809	6-122
Ft	Hexalobular	St.	ZPL	67582	6-122
Ft	Hexalobular	St.	ZPL BLCK	67583	6-123

51809 — Flange head TX screw for plastic 30° / Zelf draadvormende schroeven, 30 graden, flenskop, hexalobular / Vis à tête cylindrique bombée plate TX à embase plate pour plastiques 30° — J05A

Thread Forming thread for plastics
Material Stainless steel A2



d x L	✉	Art.number	d x L	✉	Art.number	d x L	✉	Art.number
3X12MM*	1.000	51809.030.012	3,5X16MM*	1.000	51809.035.016			
3X14MM	1.000	51809.030.014				5X12MM*	1.000	51809.050.012
			4X10MM*	1.000	51809.040.010	5X14MM*	1.000	51809.050.014
3,5X10MM*	1.000	51809.035.010	4X12MM*	1.000	51809.040.012	5X16MM*	1.000	51809.050.016
3,5X12MM*	1.000	51809.035.012	4X14MM*	1.000	51809.040.014			
3,5X14MM*	1.000	51809.035.014	4X16MM*	1.000	51809.040.016			

67582 — Flange head TX screw for plastic 30° / Zelf draadvormende schroeven, 30 graden, flenskop, hexalobular / Vis à tête cylindrique bombée plate TX à embase plate pour plastiques 30° — J05A

Thread Forming thread for plastics
Material Steel
Surface treatment Zinc plated



d x L	✉	Art.number	d x L	✉	Art.number	d x L	✉	Art.number
2,5X6MM*	1.000	67582.025.006	3,5X16MM*	1.000	67582.035.016	5X10MM*	1.000	67582.050.010
2,5X10MM*	1.000	67582.025.010	3,5X18MM*	1.000	67582.035.018	5X12MM*	1.000	67582.050.012
			3,5X20MM*	1.000	67582.035.020	5X14MM*	1.000	67582.050.014
3X6MM*	1.000	67582.030.006	3,5X25MM*	1.000	67582.035.025	5X16MM*	1.000	67582.050.016
3X8MM*	1.000	67582.030.008				5X18MM*	1.000	67582.050.018
3X10MM*	1.000	67582.030.010	4X8MM*	1.000	67582.040.008	5X20MM*	1.000	67582.050.020
3X12MM*	1.000	67582.030.012	4X10MM*	1.000	67582.040.010	5X25MM*	500	67582.050.025
3X14MM*	1.000	67582.030.014	4X12MM*	1.000	67582.040.012	5X30MM*	500	67582.050.030
3X16MM*	1.000	67582.030.016	4X14MM*	1.000	67582.040.014			
3X18MM*	1.000	67582.030.018	4X16MM*	1.000	67582.040.016	6X12MM*	500	67582.060.012
3X20MM*	1.000	67582.030.020	4X18MM*	1.000	67582.040.018	6X14MM*	500	67582.060.014
3X25MM*	1.000	67582.030.025	4X20MM*	1.000	67582.040.020	6X16MM	500	67582.060.016
			4X25MM*	1.000	67582.040.025	6X18MM*	500	67582.060.018
3,5X8MM*	1.000	67582.035.008	4X30MM*	1.000	67582.040.030	6X20MM*	500	67582.060.020
3,5X10MM*	1.000	67582.035.010				6X25MM*	500	67582.060.025
3,5X12MM*	1.000	67582.035.012	5X8MM	1.000	67582.050.008	6X30MM*	500	67582.060.030
3,5X14MM*	1.000	67582.035.014						

67583 **Flange head TX screw for plastic 30° / Zelf draadvormende schroeven, 30 graden, flenskop, hexalobular / Vis à tête cylindrique bombée plate TX à embase plate pour plastiques 30°** **J05A**

Thread	Forming thread for plastics
Material	Steel
Surface treatment	Zinc plated black passivated



d x L	✉	Art.number	d x L	✉	Art.number	d x L	✉	Art.number
2,5X6MM*	1.000	67583.025.006	3,5X14MM*	1.000	67583.035.014	5X10MM*	1.000	67583.050.010
2,5X8MM*	1.000	67583.025.008	3,5X16MM*	1.000	67583.035.016	5X12MM*	1.000	67583.050.012
2,5X10MM*	1.000	67583.025.010	3,5X18MM	1.000	67583.035.018	5X14MM*	1.000	67583.050.014
			3,5X20MM*	1.000	67583.035.020	5X16MM*	1.000	67583.050.016
3X6MM*	1.000	67583.030.006	3,5X25MM*	1.000	67583.035.025	5X18MM*	1.000	67583.050.018
3X8MM*	1.000	67583.030.008				5X20MM*	1.000	67583.050.020
3X10MM	1.000	67583.030.010	4X8MM*	1.000	67583.040.008	5X30MM*	500	67583.050.030
3X12MM*	1.000	67583.030.012	4X10MM*	1.000	67583.040.010			
3X14MM*	1.000	67583.030.014	4X12MM*	1.000	67583.040.012	6X12MM*	500	67583.060.012
3X16MM*	1.000	67583.030.016	4X14MM*	1.000	67583.040.014	6X14MM*	500	67583.060.014
3X18MM*	1.000	67583.030.018	4X16MM*	1.000	67583.040.016	6X16MM*	500	67583.060.016
3X20MM*	1.000	67583.030.020	4X18MM*	1.000	67583.040.018	6X18MM	500	67583.060.018
3X25MM*	1.000	67583.030.025	4X20MM*	1.000	67583.040.020	6X20MM*	500	67583.060.020
			4X25MM*	1.000	67583.040.025	6X25MM*	500	67583.060.025
3,5X8MM*	1.000	67583.035.008	4X30MM*	1.000	67583.040.030	6X30MM*	500	67583.060.030
3,5X10MM*	1.000	67583.035.010						
3,5X12MM*	1.000	67583.035.012	5X8MM*	1.000	67583.050.008			

Slotted countersunk head tapping screw

Verzonken plaatschroef met zaaggleuf / Vis à tôle à tête fraisée fendue

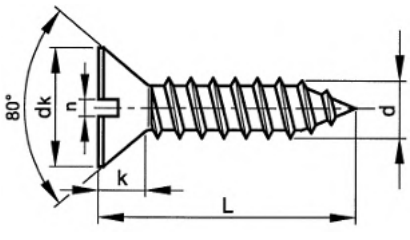

DIN	**7972 C**
ISO	1482 C
NF	E25-660 C
BS	4174

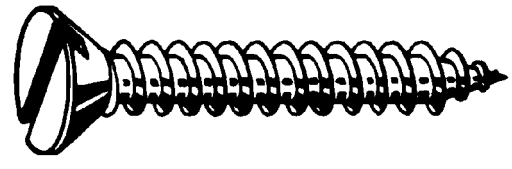

Technical Data

d	d_k	k ≈	n	P
ST2.2	4.3	1.3	0.6	0.80
ST2.9	5.5	1.7	0.8	1.10
ST3.5	6.8	2.1	1	1.30
ST3.9	7.5	2.3	1	1.40

d	d_k	k ≈	n	P
ST4.2	8.1	2.5	1.2	1.40
ST4.8	9.5	3	1.2	1.60
ST5.5	10.8	3.4	1.6	1.80
ST6.3	12.4	3.8	1.6	1.80

Article groups

Thread	Driving features	Material	Surface treatment	Code	Page
ST	Slotted	St.	ZPL	26620	6-123
ST	Slotted	St.st. A2		51620	6-124

26620 **Slotted countersunk head tapping screw / Verzonken plaatschroef met zaaggleuf / Vis à tôle à tête fraisée fendue** **J02A**

Thread	Self tapping thread
Material	Steel
Surface treatment	Zinc plated



d x L	✉	Art.number	d x L	✉	Art.number	d x L	✉	Art.number
ST2,9X6,5MM	200	26620.029.006	ST3,9X9,5MM	200	26620.039.009	ST4,2X50MM*	500	26620.042.050
ST2,9X9,5MM	200	26620.029.009	ST3,9X13MM	200	26620.039.013			
ST2,9X13MM	200	26620.029.013	ST3,9X22MM	200	26620.039.022	ST4,8X13MM	200	26620.048.013
ST2,9X16MM	200	26620.029.016	ST3,9X25MM	200	26620.039.025	ST4,8X16MM	200	26620.048.016
ST2,9X19MM	200	26620.029.019	ST3,9X32MM	200	26620.039.032	ST4,8X19MM	200	26620.048.019
ST2,9X25MM	200	26620.029.025	ST3,9X38MM	200	26620.039.038	ST4,8X25MM	200	26620.048.025
						ST4,8X32MM	100	26620.048.032
ST3,5X9,5MM	200	26620.035.009	ST4,2X9,5MM	200	26620.042.009	ST4,8X45MM	100	26620.048.045
ST3,5X13MM	200	26620.035.013	ST4,2X13MM	200	26620.042.013			
ST3,5X16MM	200	26620.035.016	ST4,2X16MM	200	26620.042.016	ST5,5X13MM	200	26620.055.013
ST3,5X19MM	200	26620.035.019	ST4,2X19MM	200	26620.042.019	ST5,5X19MM	200	26620.055.019
ST3,5X32MM	200	26620.035.032	ST4,2X25MM	200	26620.042.025	ST5,5X32MM	100	26620.055.032
ST3,5X38MM*	1.000	26620.035.038	ST4,2X38MM	200	26620.042.038	ST5,5X38MM	100	26620.055.038
			ST4,2X45MM	200	26620.042.045	ST5,5X50MM	100	26620.055.050

26620 Slotted countersunk head tapping screw / Verzonken plaatschroef met zaaggleuf / Vis à tôle à tête fraisée fendue

d x L	✉	Art.number	d x L	✉	Art.number
			ST6,3X32MM	100	26620.063.032
ST6,3X25MM	100	26620.063.025	ST6,3X45MM	100	26620.063.045

- Warning: electroplating of these products may cause hydrogen embrittlement.

51620 Slotted countersunk head tapping screw / Verzonken plaatschroef met zaaggleuf / Vis à tôle à tête fraisée fendue R02A

Thread Self tapping thread
Material Stainless steel A2

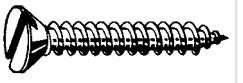

d x L	✉	Art.number	d x L	✉	Art.number	d x L	✉	Art.number
ST2,2X6,5MM*	1.000	51620.022.006	ST3,9X22MM	200	51620.039.022	ST4,8X70MM*	200	51620.048.070
ST2,2X9,5MM*	1.000	51620.022.009	ST3,9X25MM	200	51620.039.025	ST4,8X80MM*	200	51620.048.080
ST2,2X13MM*	1.000	51620.022.013	ST3,9X32MM	200	51620.039.032			
ST2,2X16MM*	1.000	51620.022.016	ST3,9X38MM	200	51620.039.038	ST5,5X13MM	200	51620.055.013
						ST5,5X16MM	200	51620.055.016
ST2,9X6,5MM	200	51620.029.006	ST4,2X9,5MM*	1.000	51620.042.009	ST5,5X19MM	200	51620.055.019
ST2,9X9,5MM	200	51620.029.009	ST4,2X13MM	200	51620.042.013	ST5,5X22MM	200	51620.055.022
ST2,9X13MM	200	51620.029.013	ST4,2X16MM	200	51620.042.016	ST5,5X25MM	200	51620.055.025
ST2,9X16MM	200	51620.029.016	ST4,2X19MM	200	51620.042.019	ST5,5X32MM	100	51620.055.032
ST2,9X19MM	200	51620.029.019	ST4,2X22MM	200	51620.042.022	ST5,5X38MM	100	51620.055.038
ST2,9X22MM*	1.000	51620.029.022	ST4,2X25MM	200	51620.042.025	ST5,5X45MM	100	51620.055.045
ST2,9X25MM*	200	51620.029.025	ST4,2X32MM	200	51620.042.032	ST5,5X50MM	100	51620.055.050
			ST4,2X38MM	200	51620.042.038	ST5,5X60MM*	200	51620.055.060
ST3,5X6,5MM*	1.000	51620.035.006	ST4,2X45MM	200	51620.042.045	ST5,5X70MM*	200	51620.055.070
ST3,5X9,5MM	200	51620.035.009	ST4,2X50MM*	200	51620.042.050			
ST3,5X13MM	200	51620.035.013				ST6,3X13MM*	500	51620.063.013
ST3,5X16MM	200	51620.035.016	ST4,8X9,5MM	200	51620.048.009	ST6,3X16MM	100	51620.063.016
ST3,5X19MM	200	51620.035.019	ST4,8X13MM	200	51620.048.013	ST6,3X19MM	100	51620.063.019
ST3,5X22MM	200	51620.035.022	ST4,8X16MM	200	51620.048.016	ST6,3X22MM*	500	51620.063.022
ST3,5X25MM	200	51620.035.025	ST4,8X19MM	200	51620.048.019	ST6,3X25MM	100	51620.063.025
ST3,5X32MM	200	51620.035.032	ST4,8X22MM	200	51620.048.022	ST6,3X32MM	100	51620.063.032
ST3,5X38MM	200	51620.035.038	ST4,8X25MM	200	51620.048.025	ST6,3X38MM	100	51620.063.038
			ST4,8X32MM	200	51620.048.032	ST6,3X45MM	100	51620.063.045
ST3,9X9,5MM	200	51620.039.009	ST4,8X38MM	200	51620.048.038	ST6,3X50MM	100	51620.063.050
ST3,9X13MM	200	51620.039.013	ST4,8X45MM	200	51620.048.045	ST6,3X70MM*	200	51620.063.070
ST3,9X16MM	200	51620.039.016	ST4,8X50MM*	200	51620.048.050	ST6,3X80MM*	200	51620.063.080
ST3,9X19MM	200	51620.039.019						

Slotted raised countersunk head tapping screw

Bolverzonken plaatschroef met zaaggleuf / Vis à tôle à tête fraisée bombée fendue

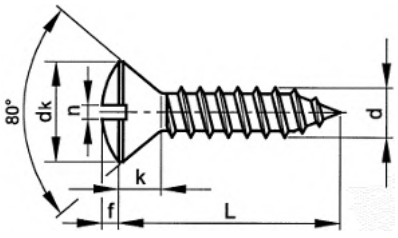

DIN	**7973 C**
ISO	1483 C
NF	E25-661 C
BS	4174



Technical Data

d	d_k	f ≈	k ≈	n	P
ST2.2	4.2	0.7	1.3	0.6	0.80
ST2.9	5.5	0.9	1.7	0.8	1.50
ST3.5	6.8	1.2	2.1	1	1.30
ST3.9	7.5	1.3	2.3	1	1.40
ST4.2	8.1	1.4	2.5	1.2	1.40
ST4.8	9.5	1.5	3	1.2	1.60
ST5.5	10.8	1.7	3.4	1.6	1.80
ST6.3	12.4	2	3.8	1.6	1.80

Article groups

Thread	Driving features	Material	Surface treatment	Code	Page
ST	Slotted	St.	Ni.pl.	26040	6-125
ST	Slotted	St.	ZPL	26640	6-125
ST	Slotted	St.st. A2		51640	6-126

26040 Slotted raised countersunk head tapping screw / Bolverzonken plaatschroef met zaaggleuf / Vis à tôle à tête fraisée bombée fendue J03A

Thread Self tapping thread
Material Steel
Surface treatment Nickel plated



d x L	✉	Art.number	d x L	✉	Art.number	d x L	✉	Art.number
ST2,9X13MM	200	26040.029.013	ST3,9X9,5MM	200	26040.039.009	ST4,2X38MM	200	26040.042.038
ST2,9X19MM	200	26040.029.019	ST3,9X16MM	200	26040.039.016			
			ST3,9X25MM	200	26040.039.025	ST4,8X13MM	200	26040.048.013
ST3,5X13MM	200	26040.035.013	ST3,9X32MM	200	26040.039.032	ST4,8X16MM	200	26040.048.016
ST3,5X16MM	200	26040.035.016				ST4,8X19MM	200	26040.048.019
ST3,5X19MM	200	26040.035.019	ST4,2X16MM	200	26040.042.016	ST4,8X25MM	200	26040.048.025
ST3,5X25MM	200	26040.035.025	ST4,2X19MM	200	26040.042.019			
			ST4,2X25MM	200	26040.042.025	ST6,3X25MM	100	26040.063.025

- Warning: electroplating of these products may cause hydrogen embrittlement.

26640 Slotted raised countersunk head tapping screw / Bolverzonken plaatschroef met zaaggleuf / Vis à tôle à tête fraisée bombée fendue J02A

Thread Self tapping thread
Material Steel
Surface treatment Zinc plated



d x L	✉	Art.number	d x L	✉	Art.number	d x L	✉	Art.number
ST2,9X9,5MM	200	26640.029.009	ST3,9X9,5MM	200	26640.039.009	ST4,8X25MM	200	26640.048.025
ST2,9X13MM	200	26640.029.013	ST3,9X19MM	200	26640.039.019	ST4,8X32MM	100	26640.048.032
ST2,9X16MM	200	26640.029.016	ST3,9X25MM	200	26640.039.025	ST4,8X45MM	100	26640.048.045
ST2,9X19MM	200	26640.029.019				ST4,8X50MM	100	26640.048.050
			ST4,2X13MM	200	26640.042.013			
ST3,5X13MM	200	26640.035.013	ST4,2X16MM	200	26640.042.016	ST5,5X19MM	200	26640.055.019
ST3,5X16MM	200	26640.035.016	ST4,2X19MM	200	26640.042.019	ST5,5X25MM	100	26640.055.025
ST3,5X19MM	200	26640.035.019	ST4,2X32MM	200	26640.042.032	ST5,5X38MM	100	26640.055.038
ST3,5X25MM	200	26640.035.025	ST4,2X38MM	200	26640.042.038			
ST3,5X32MM	200	26640.035.032				ST6,3X19MM	100	26640.063.019
			ST4,8X19MM	200	26640.048.019	ST6,3X45MM	100	26640.063.045

- Warning: electroplating of these products may cause hydrogen embrittlement.

FABORY

51640 **Slotted raised countersunk head tapping screw / Bolverzonken plaatschroef met zaaggleuf / Vis à tôle à tête fraisée bombée fendue** **R02A**

Thread Self tapping thread
Material Stainless steel A2



d x L	✉	Art.number	d x L	✉	Art.number	d x L	✉	Art.number
ST2,2X9,5MM*	1.000	51640.022.009	ST3,9X22MM	200	51640.039.022	ST4,8X45MM	200	51640.048.045
ST2,2X13MM*	1.000	51640.022.013	ST3,9X25MM	200	51640.039.025	ST4,8X50MM	200	51640.048.050
			ST3,9X32MM*	1.000	51640.039.032	ST4,8X60MM*	200	51640.048.060
ST2,9X6,5MM	200	51640.029.006	ST3,9X38MM	200	51640.039.038	ST4,8X70MM*	200	51640.048.070
ST2,9X9,5MM	200	51640.029.009						
ST2,9X13MM	200	51640.029.013	ST4,2X9,5MM	200	51640.042.009	ST5,5X13MM	200	51640.055.013
ST2,9X16MM	200	51640.029.016	ST4,2X13MM	200	51640.042.013	ST5,5X16MM*	1.000	51640.055.016
ST2,9X19MM	200	51640.029.019	ST4,2X16MM	200	51640.042.016	ST5,5X19MM	200	51640.055.019
ST2,9X22MM	200	51640.029.022	ST4,2X19MM	200	51640.042.019	ST5,5X22MM	200	51640.055.022
ST2,9X25MM	200	51640.029.025	ST4,2X22MM	200	51640.042.022	ST5,5X25MM*	500	51640.055.025
			ST4,2X25MM	200	51640.042.025	ST5,5X32MM	100	51640.055.032
ST3,5X6,5MM*	1.000	51640.035.006	ST4,2X32MM	200	51640.042.032	ST5,5X38MM	100	51640.055.038
ST3,5X9,5MM	200	51640.035.009	ST4,2X38MM	200	51640.042.038	ST5,5X45MM	100	51640.055.045
ST3,5X13MM	200	51640.035.013	ST4,2X45MM	200	51640.042.045	ST5,5X50MM	100	51640.055.050
ST3,5X16MM	200	51640.035.016	ST4,2X50MM*	200	51640.042.050			
ST3,5X19MM	200	51640.035.019				ST6,3X13MM	100	51640.063.013
ST3,5X22MM	200	51640.035.022	ST4,8X9,5MM*	1.000	51640.048.009	ST6,3X16MM	100	51640.063.016
ST3,5X25MM	200	51640.035.025	ST4,8X13MM	200	51640.048.013	ST6,3X19MM*	500	51640.063.019
ST3,5X32MM	200	51640.035.032	ST4,8X16MM	200	51640.048.016	ST6,3X22MM*	500	51640.063.022
ST3,5X38MM	200	51640.035.038	ST4,8X19MM	200	51640.048.019	ST6,3X25MM	100	51640.063.025
			ST4,8X22MM	200	51640.048.022	ST6,3X32MM	100	51640.063.032
ST3,9X9,5MM	200	51640.039.009	ST4,8X25MM	200	51640.048.025	ST6,3X38MM*	200	51640.063.038
ST3,9X13MM	200	51640.039.013	ST4,8X32MM	200	51640.048.032	ST6,3X45MM	100	51640.063.045
ST3,9X16MM	200	51640.039.016	ST4,8X38MM	200	51640.048.038	ST6,3X50MM*	200	51640.063.050
ST3,9X19MM	200	51640.039.019						

6

Slotted pan head tapping screw

Pancilinderplaatschroef met zaaggleuf / Vis à tôle à tête cylindrique large fendue

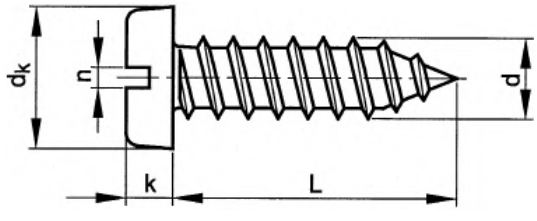

DIN **7971**
ISO 1481
NF E25-663
BS 4174



Technical Data

d	d_k	k	n	P	d	d_k	k	n	P
ST2.2	4.2	1.35	0.6	0.80	**ST4.2**	8.2	2.45	1.2	1.40
ST2.9	5.6	1.75	0.8	1.10	**ST4.8**	9.5	2.8	1.2	1.60
ST3.5	6.9	2.1	1	1.30	**ST5.5**	10.8	3.2	1.6	1.80
ST3.9	7.5	2.25	1	1.40	**ST6.3**	12.5	3.65	1.6	1.80

Article groups

Thread	Driving features	Material	Surface treatment		Code	Page
ST	Slotted	St.	Ni.pl.		26000	6-126
ST	Slotted	St.	Ni.pl.	without point	26100	6-127
ST	Slotted	St.	ZPL		26600	6-127
ST	Slotted	St.	ZPL BLCK		26615	6-127
ST	Slotted	St.st. A2			51600	6-128

26000 **Slotted pan head tapping screw / Pancilinderplaatschroef met zaaggleuf / Vis à tôle à tête cylindrique large fendue** **J03A**

Thread Self tapping thread
Material Steel
Surface treatment Nickel plated

DIN 7971 C
ISO 1481 C
NF E25-663 C



d x L	✉	Art.number	d x L	✉	Art.number	d x L	✉	Art.number
ST2,9X9,5MM	200	26000.029.009	ST3,5X13MM	200	26000.035.013	ST3,5X25MM	200	26000.035.025
ST2,9X13MM	200	26000.029.013	ST3,5X16MM	200	26000.035.016	ST3,5X32MM	200	26000.035.032
			ST3,5X19MM	200	26000.035.019			
ST3,5X9,5MM	200	26000.035.009						

Go to www.fabory.com for all your tools, safety and metalworking products

26000 Slotted pan head tapping screw / Pancilinderplaatschroef met zaaggleuf / Vis à tôle à tête cylindrique large fendue

d x L	✉	Art.number	d x L	✉	Art.number	d x L	✉	Art.number
ST3,9X19MM	200	26000.039.019	ST4,2X25MM	200	26000.042.025	ST4,8X32MM	100	26000.048.032
ST3,9X25MM	200	26000.039.025				ST4,8X38MM	100	26000.048.038
			ST4,8X9,5MM	200	26000.048.009			
ST4,2X9,5MM	200	26000.042.009	ST4,8X13MM	200	26000.048.013	ST5,5X13MM	200	26000.055.013
ST4,2X13MM	200	26000.042.013	ST4,8X16MM	200	26000.048.016	ST5,5X19MM	200	26000.055.019
ST4,2X16MM	200	26000.042.016	ST4,8X19MM	200	26000.048.019	ST5,5X25MM	100	26000.055.025
ST4,2X19MM	200	26000.042.019	ST4,8X25MM	200	26000.048.025			

- Warning: electroplating of these products may cause hydrogen embrittlement.

26100 Slotted pan head tapping screw without point / Pancilinderplaatschroef met zaaggleuf zonder punt / Vis à tôle à tête cylindrique large fendue sans point — J03A

Thread	Self tapping thread	DIN	7971 F
Material	Steel	ISO	1481 F
Surface treatment	Nickel plated	NF	E25-663 F



d x L	✉	Art.number	d x L	✉	Art.number	d x L	✉	Art.number
ST2,2X4,5MM	500	26100.022.004	ST2,2X9,5MM	500	26100.022.009	ST2,9X6,5MM	500	26100.029.006
ST2,2X6,5MM	500	26100.022.006						

- Warning: electroplating of these products may cause hydrogen embrittlement.

26600 Slotted pan head tapping screw / Pancilinderplaatschroef met zaaggleuf / Vis à tôle à tête cylindrique large fendue — J02A

Thread	Self tapping thread	DIN	7971 C
Material	Steel	ISO	1481 C
Surface treatment	Zinc plated	NF	E25-663 C



d x L	✉	Art.number	d x L	✉	Art.number	d x L	✉	Art.number
ST2,2X6,5MM	1.000	26600.022.006	ST3,9X9,5MM	200	26600.039.009	ST4,8X16MM	200	26600.048.016
ST2,2X9,5MM*	1.000	26600.022.009	ST3,9X13MM	200	26600.039.013	ST4,8X19MM	200	26600.048.019
			ST3,9X16MM	200	26600.039.016	ST4,8X25MM	200	26600.048.025
ST2,9X6,5MM	200	26600.029.006	ST3,9X19MM	200	26600.039.019	ST4,8X32MM	100	26600.048.032
ST2,9X8MM*	1.000	26600.029.008	ST3,9X22MM	200	26600.039.022	ST4,8X38MM	100	26600.048.038
ST2,9X9,5MM	200	26600.029.009	ST3,9X25MM	200	26600.039.025	ST4,8X45MM	100	26600.048.045
ST2,9X13MM	200	26600.029.013	ST3,9X32MM	200	26600.039.032			
ST2,9X16MM	200	26600.029.016	ST3,9X38MM	200	26600.039.038	ST5,5X13MM	200	26600.055.013
ST2,9X19MM	200	26600.029.019				ST5,5X16MM	200	26600.055.016
ST2,9X22MM	200	26600.029.022	ST4,2X9,5MM	200	26600.042.009	ST5,5X19MM	200	26600.055.019
ST2,9X25MM	200	26600.029.025	ST4,2X13MM	200	26600.042.013	ST5,5X22MM	200	26600.055.022
			ST4,2X16MM	200	26600.042.016	ST5,5X25MM	100	26600.055.025
ST3,5X6,5MM	200	26600.035.006	ST4,2X19MM	200	26600.042.019	ST5,5X32MM	100	26600.055.032
ST3,5X9,5MM	200	26600.035.009	ST4,2X22MM	200	26600.042.022	ST5,5X38MM	100	26600.055.038
ST3,5X13MM	200	26600.035.013	ST4,2X25MM	200	26600.042.025	ST5,5X50MM	100	26600.055.050
ST3,5X16MM	200	26600.035.016	ST4,2X32MM	200	26600.042.032			
ST3,5X19MM	200	26600.035.019	ST4,2X45MM	200	26600.042.045	ST6,3X19MM	100	26600.063.019
ST3,5X22MM	200	26600.035.022	ST4,2X50MM	200	26600.042.050	ST6,3X25MM	100	26600.063.025
ST3,5X25MM	200	26600.035.025				ST6,3X32MM	100	26600.063.032
ST3,5X32MM	200	26600.035.032	ST4,8X9,5MM	200	26600.048.009	ST6,3X50MM	100	26600.063.050
			ST4,8X13MM	200	26600.048.013			

- Warning: electroplating of these products may cause hydrogen embrittlement.

26615 Slotted pan head tapping screw / Pancilinderplaatschroef met zaaggleuf / Vis à tôle à tête cylindrique large fendue — J02A

Thread	Self tapping thread	DIN	7971 C
Material	Steel	ISO	1481 C
Surface treatment	Zinc plated black passivated	NF	E25-663 C



d x L	✉	Art.number	d x L	✉	Art.number	d x L	✉	Art.number
ST2,9X13MM*	1.000	26615.029.013				ST4,8X16MM*	1.000	26615.048.016
ST2,9X16MM*	1.000	26615.029.016	ST4,2X13MM*	1.000	26615.042.013	ST4,8X19MM*	1.000	26615.048.019
ST2,9X19MM*	1.000	26615.029.019	ST4,2X16MM*	1.000	26615.042.016			
			ST4,2X19MM*	1.000	26615.042.019	ST5,5X13MM*	1.000	26615.055.013
ST3,5X13MM*	1.000	26615.035.013	ST4,2X38MM*	500	26615.042.038	ST5,5X25MM*	500	26615.055.025
ST3,5X16MM*	1.000	26615.035.016				ST5,5X32MM*	500	26615.055.032
ST3,5X19MM*	1.000	26615.035.019						

6

FABORY

51600	Slotted pan head tapping screw / Pancilinderplaatschroef met zaaggleuf / Vis à tôle à tête cylindrique large fendue	R02A

Thread Self tapping thread
Material Stainless steel A2

DIN 7971 C
ISO 1481 C
NF E25-663 C



d x L	✉	Art.number	d x L	✉	Art.number	d x L	✉	Art.number
ST2,2X6,5MM*	1.000	51600.022.006	ST3,9X13MM	200	51600.039.013	ST4,8X38MM	200	51600.048.038
ST2,2X9,5MM*	1.000	51600.022.009	ST3,9X16MM	200	51600.039.016	ST4,8X45MM	200	51600.048.045
ST2,2X13MM*	1.000	51600.022.013	ST3,9X19MM	200	51600.039.019	ST4,8X50MM*	200	51600.048.050
ST2,2X16MM*	1.000	51600.022.016	ST3,9X22MM	200	51600.039.022	ST4,8X60MM	200	51600.048.060
ST2,2X22MM*	1.000	51600.022.022	ST3,9X25MM	200	51600.039.025	ST4,8X70MM*	200	51600.048.070
ST2,2X25MM*	1.000	51600.022.025	ST3,9X32MM	200	51600.039.032			
ST2,2X4,5MM*	1.000	51600.022.045	ST3,9X38MM*	500	51600.039.038	ST5,5X13MM	200	51600.055.013
						ST5,5X16MM	200	51600.055.016
ST2,9X6,5MM	200	51600.029.006	ST4,2X6,5MM*	1.000	51600.042.006	ST5,5X19MM	200	51600.055.019
ST2,9X9,5MM	200	51600.029.009	ST4,2X9,5MM	200	51600.042.009	ST5,5X22MM	200	51600.055.022
ST2,9X13MM	200	51600.029.013	ST4,2X13MM	200	51600.042.013	ST5,5X25MM	200	51600.055.025
ST2,9X16MM	200	51600.029.016	ST4,2X16MM	200	51600.042.016	ST5,5X32MM	100	51600.055.032
ST2,9X19MM	200	51600.029.019	ST4,2X19MM	200	51600.042.019	ST5,5X38MM	100	51600.055.038
ST2,9X22MM	200	51600.029.022	ST4,2X22MM*	1.000	51600.042.022	ST5,5X45MM	100	51600.055.045
ST2,9X25MM	200	51600.029.025	ST4,2X25MM	200	51600.042.025	ST5,5X50MM	100	51600.055.050
			ST4,2X32MM	200	51600.042.032	ST5,5X70MM*	200	51600.055.070
ST3,5X6,5MM	200	51600.035.006	ST4,2X38MM	200	51600.042.038			
ST3,5X9,5MM	200	51600.035.009	ST4,2X45MM	200	51600.042.045	ST6,3X13MM	100	51600.063.013
ST3,5X13MM	200	51600.035.013	ST4,2X50MM	200	51600.042.050	ST6,3X16MM	100	51600.063.016
ST3,5X16MM	200	51600.035.016	ST4,2X60MM*	200	51600.042.060	ST6,3X19MM	100	51600.063.019
ST3,5X19MM*	1.000	51600.035.019				ST6,3X22MM	100	51600.063.022
ST3,5X22MM	200	51600.035.022	ST4,8X9,5MM*	1.000	51600.048.009	ST6,3X25MM	100	51600.063.025
ST3,5X25MM	200	51600.035.025	ST4,8X13MM	200	51600.048.013	ST6,3X32MM	100	51600.063.032
ST3,5X32MM	200	51600.035.032	ST4,8X16MM	200	51600.048.016	ST6,3X38MM*	100	51600.063.038
ST3,5X38MM	200	51600.035.038	ST4,8X19MM	200	51600.048.019	ST6,3X45MM*	200	51600.063.045
			ST4,8X22MM	200	51600.048.022	ST6,3X50MM	100	51600.063.050
ST3,9X6,5MM	200	51600.039.006	ST4,8X25MM	200	51600.048.025	ST6,3X60MM*	200	51600.063.060
ST3,9X9,5MM*	1.000	51600.039.009	ST4,8X32MM	200	51600.048.032	ST6,3X70MM*	200	51600.063.070

6

Cross recessed countersunk head tapping screw

Verzonken plaatschroef met kruisgleuf / Vis à tôle à tête fraisée à empreinte cruciforme

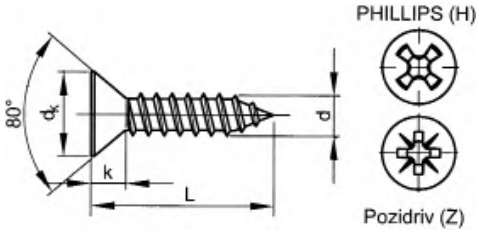

DIN 7982
ISO 7050
NF E25-656



Technical Data

d	d_k	k ≈	No. cross recess	P
ST2.2	4.3	1.3	1	0.80
ST2.9	5.5	1.7	1	1.10
ST3.5	6.8	2.1	2	1.30
ST3.9	7.5	2.3	2	1.40
ST4.2	8.1	2.5	2	1.40
ST4.8	9.5	3	2	1.60
ST5.5	10.8	3.4	3	1.80
ST6.3	12.4	3.8	3	1.80

Article groups

Thread	Driving features	Material	Surface treatment		Code	Page
ST	Phillips	St.	Ni.pl.		26220	6-129
ST	Phillips	St.	ZPL BLCK		26430	6-129
ST	Phillips	St.	ZPL		26680	6-129
ST	Phillips	St.	ZPL	large pack	26690	6-130
ST	Pozidriv	St.	ZPL		26770	6-130
ST	Phillips	St.st. A2			51680	6-130
ST	Pozidriv	St.st. A2			51681	6-131
ST	Phillips	St.st. A4			55680	6-132
ST	Pozidriv	St.st. A4			55681	6-132

26220 Cross recessed countersunk head tapping screw Phillips / Verzonken plaatschroef met Phillips kruisgleuf / Vis à tôle à tête fraisée à empreinte cruciforme Phillips — J03B

Thread Self tapping thread — DIN 7982 C-H
Material Steel — ISO 7050 C-H
Surface treatment Nickel plated



d x L	✉	Art.number	d x L	✉	Art.number	d x L	✉	Art.number
ST3,5X13MM	200	26220.035.013	ST4,2X25MM	200	26220.042.025			
ST3,5X16MM	200	26220.035.016	ST4,2X32MM	200	26220.042.032	ST5,5X25MM	100	26220.055.025
ST3,5X19MM	200	26220.035.019	ST4,2X38MM	200	26220.042.038	ST5,5X32MM	100	26220.055.032
ST3,5X25MM	200	26220.035.025						
			ST4,8X16MM	200	26220.048.016	ST6,3X25MM	100	26220.063.025
ST4,2X9,5MM	200	26220.042.009	ST4,8X19MM	200	26220.048.019	ST6,3X45MM	100	26220.063.045
ST4,2X13MM	200	26220.042.013	ST4,8X25MM	200	26220.048.025	ST6,3X60MM	100	26220.063.060
ST4,2X19MM	200	26220.042.019	ST4,8X32MM	100	26220.048.032			

- Warning: electroplating of these products may cause hydrogen embrittlement.

26430 Cross recessed countersunk head tapping screw Phillips / Verzonken plaatschroef met Phillips kruisgleuf / Vis à tôle à tête fraisée à empreinte cruciforme Phillips — J03A

Thread Self tapping thread — DIN 7982 C-H
Material Steel — ISO 7050 C-H
Surface treatment Zinc plated black passivated



d x L	✉	Art.number	d x L	✉	Art.number	d x L	✉	Art.number
ST2,9X9,5MM*	1.000	26430.029.009	ST3,5X16MM	1.000	26430.035.016			
ST2,9X13MM*	1.000	26430.029.013	ST3,5X19MM*	1.000	26430.035.019	ST4,8X32MM*	500	26430.048.032
ST2,9X16MM*	1.000	26430.029.016						
			ST3,9X13MM*	1.000	26430.039.013	ST5,5X32MM*	500	26430.055.032
ST3,5X9,5MM*	1.000	26430.035.009	ST3,9X32MM*	1.000	26430.039.032			

26680 Cross recessed countersunk head tapping screw Phillips / Verzonken plaatschroef met Phillips kruisgleuf / Vis à tôle à tête fraisée à empreinte cruciforme Phillips — J01B

Thread Self tapping thread — DIN 7982 C-H
Material Steel — ISO 7050 C-H
Surface treatment Zinc plated



d x L	✉	Art.number	d x L	✉	Art.number	d x L	✉	Art.number
ST2,2X6,5MM*	2.000	26680.022.006	ST3,9X38MM	500	26680.039.038	ST4,8X70MM*	250	26680.048.070
ST2,2X9,5MM*	2.000	26680.022.009	ST3,9X45MM*	500	26680.039.045	ST4,8X80MM*	250	26680.048.080
ST2,2X13MM*	2.000	26680.022.013	ST3,9X50MM*	500	26680.039.050	ST4,8X90MM*	250	26680.048.090
ST2,2X16MM*	2.000	26680.022.016	ST3,9X60MM*	250	26680.039.060	ST4,8X100MM*	250	26680.048.100
						ST4,8X110MM*	100	26680.048.110
ST2,9X6,5MM	200	26680.029.006	ST4,2X9,5MM	200	26680.042.009	ST4,8X120MM*	100	26680.048.120
ST2,9X9,5MM	200	26680.029.009	ST4,2X13MM	200	26680.042.013			
ST2,9X13MM	200	26680.029.013	ST4,2X16MM	200	26680.042.016	ST5,5X13MM	200	26680.055.013
ST2,9X16MM	200	26680.029.016	ST4,2X19MM	200	26680.042.019	ST5,5X16MM	200	26680.055.016
ST2,9X19MM	200	26680.029.019	ST4,2X22MM	200	26680.042.022	ST5,5X19MM	200	26680.055.019
ST2,9X22MM	200	26680.029.022	ST4,2X25MM	200	26680.042.025	ST5,5X22MM	100	26680.055.022
ST2,9X25MM	200	26680.029.025	ST4,2X32MM	200	26680.042.032	ST5,5X25MM	100	26680.055.025
ST2,9X32MM*	100	26680.029.032	ST4,2X38MM	200	26680.042.038	ST5,5X32MM	100	26680.055.032
			ST4,2X45MM	200	26680.042.045	ST5,5X38MM	100	26680.055.038
ST3,5X6,5MM*	1.000	26680.035.006	ST4,2X50MM	200	26680.042.050	ST5,5X45MM	100	26680.055.045
ST3,5X9,5MM	200	26680.035.009	ST4,2X60MM	250	26680.042.060	ST5,5X50MM	100	26680.055.050
ST3,5X13MM	200	26680.035.013	ST4,2X70MM*	250	26680.042.070	ST5,5X60MM*	250	26680.055.060
ST3,5X16MM	200	26680.035.016	ST4,2X80MM*	250	26680.042.080			
ST3,5X19MM	200	26680.035.019				ST6,3X16MM	100	26680.063.016
ST3,5X22MM	200	26680.035.022	ST4,8X9,5MM*	500	26680.048.009	ST6,3X19MM	100	26680.063.019
ST3,5X25MM	200	26680.035.025	ST4,8X13MM	200	26680.048.013	ST6,3X22MM	100	26680.063.022
ST3,5X32MM	200	26680.035.032	ST4,8X16MM	200	26680.048.016	ST6,3X25MM	100	26680.063.025
ST3,5X38MM	200	26680.035.038	ST4,8X19MM	200	26680.048.019	ST6,3X32MM	100	26680.063.032
			ST4,8X22MM	200	26680.048.022	ST6,3X38MM	100	26680.063.038
ST3,9X9,5MM	200	26680.039.009	ST4,8X25MM	200	26680.048.025	ST6,3X45MM	100	26680.063.045
ST3,9X13MM	200	26680.039.013	ST4,8X32MM	100	26680.048.032	ST6,3X50MM	100	26680.063.050
ST3,9X16MM	200	26680.039.016	ST4,8X38MM	100	26680.048.038	ST6,3X60MM	100	26680.063.060
ST3,9X19MM	200	26680.039.019	ST4,8X45MM	100	26680.048.045	ST6,3X70MM*	250	26680.063.070
ST3,9X22MM	200	26680.039.022	ST4,8X50MM	100	26680.048.050	ST6,3X80MM*	250	26680.063.080
ST3,9X25MM	200	26680.039.025	ST4,8X60MM	250	26680.048.060			
ST3,9X32MM	200	26680.039.032	ST4,8X63MM*	250	26680.048.063			

- Warning: electroplating of these products may cause hydrogen embrittlement.

26690 Cross recessed countersunk head tapping screw Phillips / Verzonken plaatschroef met Phillips kruisgleuf / Vis à tôle à tête fraisée à empreinte cruciforme Phillips — J01B

Thread Self tapping thread — DIN 7982 C-H
Material Steel — ISO 7050 C-H
Surface treatment Zinc plated



d x L	✉	Art.number	d x L	✉	Art.number	d x L	✉	Art.number
ST2,9X9,5MM	2.000	26690.029.009	ST3,5X25MM	2.000	26690.035.025	ST4,2X19MM	1.000	26690.042.019
ST2,9X13MM	2.000	26690.029.013				ST4,2X25MM	1.000	26690.042.025
			ST3,9X32MM	500	26690.039.032			
ST3,5X9,5MM	2.000	26690.035.009				ST4,8X16MM	1.000	26690.048.016
ST3,5X13MM	2.000	26690.035.013	ST4,2X13MM	1.000	26690.042.013	ST4,8X25MM*	500	26690.048.025
ST3,5X16MM	2.000	26690.035.016	ST4,2X16MM	1.000	26690.042.016	ST4,8X38MM	500	26690.048.038
ST3,5X19MM	2.000	26690.035.019						

- Warning: electroplating of these products may cause hydrogen embrittlement.

26770 Cross recessed countersunk head tapping screw Pozidriv / Verzonken plaatschroef met Pozidriv kruisgleuf / Vis à tôle à tête fraisée à empreinte cruciforme Pozidriv — J01A

Thread Self tapping thread — DIN 7982 C-Z
Material Steel — ISO 7050 C-Z
Surface treatment Zinc plated — NF E25-656 C



d x L	✉	Art.number	d x L	✉	Art.number	d x L	✉	Art.number
ST2,2X4,5MM*	1.000	26770.022.004	ST3,9X9,5MM	200	26770.039.009	ST4,8X32MM	100	26770.048.032
ST2,2X6,5MM*	1.000	26770.022.006	ST3,9X13MM	200	26770.039.013	ST4,8X38MM	100	26770.048.038
ST2,2X8MM*	1.000	26770.022.008	ST3,9X16MM	200	26770.039.016	ST4,8X45MM	100	26770.048.045
ST2,2X9,5MM*	1.000	26770.022.009	ST3,9X19MM	200	26770.039.019	ST4,8X50MM	100	26770.048.050
ST2,2X13MM*	1.000	26770.022.013	ST3,9X22MM*	1.000	26770.039.022	ST4,8X57MM*	250	26770.048.057
ST2,2X16MM*	1.000	26770.022.016	ST3,9X25MM	200	26770.039.025	ST4,8X63MM*	250	26770.048.063
			ST3,9X32MM	200	26770.039.032	ST4,8X75MM*	200	26770.048.075
ST2,9X6,5MM	500	26770.029.006	ST3,9X38MM*	1.000	26770.039.038			
ST2,9X8MM*	1.000	26770.029.008	ST3,9X50MM*	500	26770.039.050	ST5,5X13MM	200	26770.055.013
ST2,9X9,5MM	200	26770.029.009				ST5,5X16MM	200	26770.055.016
ST2,9X13MM	200	26770.029.013	ST4,2X9,5MM	200	26770.042.009	ST5,5X19MM*	500	26770.055.019
ST2,9X16MM	200	26770.029.016	ST4,2X13MM	200	26770.042.013	ST5,5X25MM	100	26770.055.025
ST2,9X19MM	200	26770.029.019	ST4,2X16MM	200	26770.042.016	ST5,5X32MM	100	26770.055.032
ST2,9X22MM*	1.000	26770.029.022	ST4,2X19MM	200	26770.042.019	ST5,5X38MM	100	26770.055.038
ST2,9X25MM	200	26770.029.025	ST4,2X22MM*	1.000	26770.042.022	ST5,5X45MM	100	26770.055.045
ST2,9X32MM*	1.000	26770.029.032	ST4,2X25MM	200	26770.042.025	ST5,5X57MM*	250	26770.055.057
			ST4,2X32MM	200	26770.042.032	ST5,5X63MM*	200	26770.055.063
ST3,5X6,5MM*	1.000	26770.035.006	ST4,2X38MM	200	26770.042.038	ST5,5X75MM*	200	26770.055.075
ST3,5X8MM*	1.000	26770.035.008	ST4,2X45MM	200	26770.042.045			
ST3,5X9,5MM	200	26770.035.009	ST4,2X50MM*	500	26770.042.050	ST6,3X16MM	100	26770.063.016
ST3,5X13MM	200	26770.035.013	ST4,2X57MM*	250	26770.042.057	ST6,3X19MM	100	26770.063.019
ST3,5X16MM	200	26770.035.016	ST4,2X63MM*	250	26770.042.063	ST6,3X25MM	100	26770.063.025
ST3,5X19MM	200	26770.035.019	ST4,2X70MM*	250	26770.042.070	ST6,3X32MM	100	26770.063.032
ST3,5X22MM*	1.000	26770.035.022				ST6,3X38MM	100	26770.063.038
ST3,5X25MM	200	26770.035.025	ST4,8X13MM	200	26770.048.013	ST6,3X45MM	100	26770.063.045
ST3,5X32MM	200	26770.035.032	ST4,8X16MM	200	26770.048.016	ST6,3X50MM	100	26770.063.050
ST3,5X38MM	200	26770.035.038	ST4,8X19MM	200	26770.048.019	ST6,3X60MM	100	26770.063.060
ST3,5X45MM*	500	26770.035.045	ST4,8X22MM*	1.000	26770.048.022	ST6,3X63MM*	200	26770.063.063
ST3,5X50MM*	500	26770.035.050	ST4,8X25MM	200	26770.048.025	ST6,3X75MM*	200	26770.063.075

- Warning: electroplating of these products may cause hydrogen embrittlement.

51680 Cross recessed countersunk head tapping screw Phillips / Verzonken plaatschroef met Phillips kruisgleuf / Vis à tôle à tête fraisée à empreinte cruciforme Phillips — R01A

Thread Self tapping thread — DIN 7982 C-H
Material Stainless steel A2 — ISO 7050 C-H



d x L	✉	Art.number	d x L	✉	Art.number	d x L	✉	Art.number
ST2,2X4,5MM*	1.000	51680.022.004	ST2,9X16MM	200	51680.029.016	ST3,5X22MM	200	51680.035.022
ST2,2X6,5MM	1.000	51680.022.006	ST2,9X19MM	200	51680.029.019	ST3,5X25MM	200	51680.035.025
ST2,2X9,5MM	1.000	51680.022.009	ST2,9X22MM	200	51680.029.022	ST3,5X32MM	200	51680.035.032
ST2,2X13MM	1.000	51680.022.013	ST2,9X25MM	200	51680.029.025	ST3,5X38MM	200	51680.035.038
ST2,2X16MM	1.000	51680.022.016	ST2,9X32MM	1.000	51680.029.032	ST3,5X45MM*	500	51680.035.045
ST2,2X19MM	1.000	51680.022.019				ST3,5X50MM*	500	51680.035.050
ST2,2X22MM*	1.000	51680.022.022	ST3,5X6,5MM	1.000	51680.035.006	ST3,5X60MM	500	51680.035.060
ST2,2X25MM	1.000	51680.022.025	ST3,5X9,5MM	200	51680.035.009	ST3,5X70MM*	500	51680.035.070
			ST3,5X13MM	200	51680.035.013			
ST2,9X6,5MM	200	51680.029.006	ST3,5X16MM	200	51680.035.016	ST3,9X6,5MM*	1.000	51680.039.006
ST2,9X9,5MM	200	51680.029.009	ST3,5X19MM	200	51680.035.019	ST3,9X9,5MM	200	51680.039.009
ST2,9X13MM	200	51680.029.013						

51680 Cross recessed countersunk head tapping screw Phillips / Verzonken plaatschroef met Phillips kruisgleuf / Vis à tôle à tête fraisée à empreinte cruciforme Phillips

d x L	✉	Art.number
ST3,9X13MM	200	51680.039.013
ST3,9X16MM	200	51680.039.016
ST3,9X19MM	200	51680.039.019
ST3,9X22MM	200	51680.039.022
ST3,9X25MM	200	51680.039.025
ST3,9X32MM	200	51680.039.032
ST3,9X38MM	200	51680.039.038
ST3,9X45MM*	500	51680.039.045
ST3,9X50MM*	500	51680.039.050
ST3,9X60MM*	500	51680.039.060
ST3,9X70MM*	500	51680.039.070
ST4,2X9,5MM	200	51680.042.009
ST4,2X13MM	200	51680.042.013
ST4,2X16MM	200	51680.042.016
ST4,2X19MM	200	51680.042.019
ST4,2X22MM	200	51680.042.022
ST4,2X25MM	200	51680.042.025
ST4,2X32MM	200	51680.042.032
ST4,2X38MM	200	51680.042.038
ST4,2X45MM	200	51680.042.045
ST4,2X50MM	200	51680.042.050
ST4,2X55MM*	200	51680.042.055
ST4,2X60MM	200	51680.042.060
ST4,2X70MM	200	51680.042.070
ST4,2X80MM	200	51680.042.080
ST4,2X90MM*	200	51680.042.090
ST4,8X9,5MM	200	51680.048.009
ST4,8X13MM	200	51680.048.013
ST4,8X16MM	200	51680.048.016
ST4,8X19MM	200	51680.048.019
ST4,8X22MM	200	51680.048.022
ST4,8X25MM	200	51680.048.025
ST4,8X28MM*	500	51680.048.028
ST4,8X32MM	200	51680.048.032
ST4,8X38MM	200	51680.048.038
ST4,8X45MM	200	51680.048.045
ST4,8X50MM	200	51680.048.050
ST4,8X55MM	200	51680.048.055
ST4,8X60MM	200	51680.048.060
ST4,8X70MM	200	51680.048.070
ST4,8X80MM	200	51680.048.080
ST4,8X90MM	200	51680.048.090
ST4,8X100MM	100	51680.048.100
ST4,8X120MM*	200	51680.048.120
ST5,5X13MM*	200	51680.055.013
ST5,5X16MM	200	51680.055.016
ST5,5X19MM	200	51680.055.019
ST5,5X22MM	200	51680.055.022
ST5,5X25MM	200	51680.055.025
ST5,5X32MM	100	51680.055.032
ST5,5X35MM*	500	51680.055.035
ST5,5X38MM	100	51680.055.038
ST5,5X45MM	100	51680.055.045
ST5,5X50MM	100	51680.055.050
ST5,5X60MM	200	51680.055.060
ST5,5X70MM	200	51680.055.070
ST5,5X80MM*	200	51680.055.080
ST5,5X90MM*	200	51680.055.090
ST5,5X100MM*	200	51680.055.100
ST5,5X120MM	200	51680.055.120
ST6,3X13MM*	500	51680.063.013
ST6,3X16MM	100	51680.063.016
ST6,3X19MM	100	51680.063.019
ST6,3X22MM	100	51680.063.022
ST6,3X25MM	100	51680.063.025
ST6,3X32MM	100	51680.063.032
ST6,3X38MM	100	51680.063.038
ST6,3X45MM	100	51680.063.045
ST6,3X50MM	100	51680.063.050
ST6,3X60MM	200	51680.063.060
ST6,3X70MM	200	51680.063.070
ST6,3X80MM*	100	51680.063.080
ST6,3X90MM*	200	51680.063.090
ST6,3X100MM	200	51680.063.100

51681 Cross recessed countersunk head tapping screw Pozidriv / Verzonken plaatschroef met Pozidriv kruisgleuf / Vis à tôle à tête fraisée à empreinte cruciforme Pozidriv

R01A

Thread Self tapping thread
Material Stainless steel A2

DIN 7982 C-Z
ISO 7050 C-Z
NF E25-656 C

RoHS



d x L	✉	Art.number
ST2,2X6,5MM*	1.000	51681.022.006
ST2,2X9,5MM	1.000	51681.022.009
ST2,2X13MM*	1.000	51681.022.013
ST2,2X16MM*	1.000	51681.022.016
ST2,2X19MM*	1.000	51681.022.019
ST2,2X25MM*	1.000	51681.022.025
ST2,9X6,5MM*	1.000	51681.029.006
ST2,9X9,5MM	200	51681.029.009
ST2,9X13MM	200	51681.029.013
ST2,9X16MM	200	51681.029.016
ST2,9X19MM	200	51681.029.019
ST2,9X22MM*	1.000	51681.029.022
ST2,9X25MM	200	51681.029.025
ST2,9X32MM*	1.000	51681.029.032
ST3,5X6,5MM*	1.000	51681.035.006
ST3,5X9,5MM	200	51681.035.009
ST3,5X13MM	200	51681.035.013
ST3,5X16MM	200	51681.035.016
ST3,5X19MM	200	51681.035.019
ST3,5X22MM*	1.000	51681.035.022
ST3,5X25MM	200	51681.035.025
ST3,5X32MM*	1.000	51681.035.032
ST3,5X38MM	200	51681.035.038
ST3,5X45MM*	500	51681.035.045
ST3,5X50MM*	500	51681.035.050
ST3,5X60MM*	200	51681.035.060
ST3,9X6,5MM*	1.000	51681.039.006
ST3,9X9,5MM*	1.000	51681.039.009
ST3,9X13MM	200	51681.039.013
ST3,9X16MM*	1.000	51681.039.016
ST3,9X19MM	200	51681.039.019
ST3,9X22MM*	1.000	51681.039.022
ST3,9X25MM	200	51681.039.025
ST3,9X32MM*	1.000	51681.039.032
ST3,9X38MM	500	51681.039.038
ST3,9X45MM*	500	51681.039.045
ST3,9X50MM*	200	51681.039.050
ST3,9X60MM*	200	51681.039.060
ST4,2X9,5MM*	1.000	51681.042.009
ST4,2X13MM	200	51681.042.013
ST4,2X16MM	200	51681.042.016
ST4,2X19MM	200	51681.042.019
ST4,2X22MM*	1.000	51681.042.022
ST4,2X25MM	200	51681.042.025
ST4,2X32MM	200	51681.042.032
ST4,2X38MM	200	51681.042.038
ST4,2X45MM	200	51681.042.045
ST4,2X50MM	200	51681.042.050
ST4,2X60MM*	200	51681.042.060
ST4,2X70MM*	200	51681.042.070
ST4,8X9,5MM*	1.000	51681.048.009
ST4,8X13MM*	1.000	51681.048.013
ST4,8X16MM	200	51681.048.016
ST4,8X19MM	200	51681.048.019
ST4,8X22MM*	1.000	51681.048.022
ST4,8X25MM	200	51681.048.025
ST4,8X32MM	200	51681.048.032
ST4,8X38MM	200	51681.048.038
ST4,8X45MM	200	51681.048.045
ST4,8X50MM	200	51681.048.050
ST4,8X55MM*	200	51681.048.055
ST4,8X60MM*	200	51681.048.060
ST4,8X70MM*	200	51681.048.070
ST4,8X80MM*	200	51681.048.080
ST4,8X90MM*	200	51681.048.090
ST4,8X100MM*	200	51681.048.100
ST4,8X120MM*	100	51681.048.120
ST5,5X13MM*	1.000	51681.055.013
ST5,5X16MM*	1.000	51681.055.016
ST5,5X19MM	200	51681.055.019
ST5,5X22MM*	1.000	51681.055.022
ST5,5X25MM	500	51681.055.025
ST5,5X32MM	100	51681.055.032
ST5,5X38MM	100	51681.055.038
ST5,5X45MM*	200	51681.055.045
ST5,5X50MM	100	51681.055.050
ST5,5X60MM*	200	51681.055.060
ST5,5X70MM*	200	51681.055.070
ST5,5X80MM*	200	51681.055.080
ST5,5X90MM*	100	51681.055.090
ST5,5X100MM*	200	51681.055.100
ST6,3X16MM*	500	51681.063.016
ST6,3X19MM*	500	51681.063.019
ST6,3X22MM*	500	51681.063.022
ST6,3X25MM*	200	51681.063.025
ST6,3X32MM	100	51681.063.032
ST6,3X38MM*	100	51681.063.038
ST6,3X45MM	100	51681.063.045
ST6,3X50MM	100	51681.063.050
ST6,3X60MM*	200	51681.063.060
ST6,3X70MM*	200	51681.063.070
ST6,3X80MM*	200	51681.063.080
ST6,3X100MM*	100	51681.063.100

55680 Cross recessed countersunk head tapping screw Phillips / Verzonken plaatschroef met Phillips kruisgleuf / Vis à tôle à tête fraisée à empreinte cruciforme Phillips R41A

Thread Self tapping thread
Material Stainless steel A4

DIN 7982 C-H
ISO 7050 C-H



d x L	✉	Art.number	d x L	✉	Art.number	d x L	✉	Art.number
ST2,2X6,5MM*	1.000	55680.022.006	ST3,9X38MM*	500	55680.039.038	ST4,8X90MM*	200	55680.048.090
ST2,2X9,5MM*	1.000	55680.022.009	ST3,9X45MM*	500	55680.039.045	ST4,8X100MM*	200	55680.048.100
ST2,2X19MM*	1.000	55680.022.019	ST3,9X50MM*	500	55680.039.050			
						ST5,5X13MM*	1.000	55680.055.013
ST2,9X6,5MM*	1.000	55680.029.006	ST4,2X9,5MM*	1.000	55680.042.009	ST5,5X16MM	200	55680.055.016
ST2,9X9,5MM	200	55680.029.009	ST4,2X13MM	200	55680.042.013	ST5,5X19MM	200	55680.055.019
ST2,9X13MM	200	55680.029.013	ST4,2X16MM	200	55680.042.016	ST5,5X22MM	200	55680.055.022
ST2,9X16MM	200	55680.029.016	ST4,2X19MM	200	55680.042.019	ST5,5X25MM	200	55680.055.025
ST2,9X19MM	200	55680.029.019	ST4,2X22MM	200	55680.042.022	ST5,5X32MM	100	55680.055.032
ST2,9X22MM*	1.000	55680.029.022	ST4,2X25MM	200	55680.042.025	ST5,5X38MM	100	55680.055.038
ST2,9X25MM	200	55680.029.025	ST4,2X32MM	200	55680.042.032	ST5,5X45MM	100	55680.055.045
ST2,9X32MM*	1.000	55680.029.032	ST4,2X38MM	200	55680.042.038	ST5,5X50MM	100	55680.055.050
			ST4,2X45MM	500	55680.042.045	ST5,5X60MM*	200	55680.055.060
ST3,5X6,5MM*	1.000	55680.035.006	ST4,2X50MM	200	55680.042.050	ST5,5X70MM*	200	55680.055.070
ST3,5X9,5MM	200	55680.035.009	ST4,2X60MM*	200	55680.042.060	ST5,5X80MM*	200	55680.055.080
ST3,5X13MM	200	55680.035.013	ST4,2X70MM*	200	55680.042.070	ST5,5X100MM*	200	55680.055.100
ST3,5X16MM	200	55680.035.016						
ST3,5X19MM	200	55680.035.019	ST4,8X9,5MM*	1.000	55680.048.009	ST6,3X13MM*	500	55680.063.013
ST3,5X22MM	200	55680.035.022	ST4,8X13MM*	1.000	55680.048.013	ST6,3X16MM	100	55680.063.016
ST3,5X25MM	200	55680.035.025	ST4,8X16MM	200	55680.048.016	ST6,3X19MM	100	55680.063.019
ST3,5X32MM	200	55680.035.032	ST4,8X19MM	200	55680.048.019	ST6,3X22MM	100	55680.063.022
ST3,5X38MM	1.000	55680.035.038	ST4,8X22MM	200	55680.048.022	ST6,3X25MM	100	55680.063.025
			ST4,8X25MM	200	55680.048.025	ST6,3X32MM	100	55680.063.032
ST3,9X9,5MM*	1.000	55680.039.009	ST4,8X32MM	200	55680.048.032	ST6,3X38MM	100	55680.063.038
ST3,9X13MM	200	55680.039.013	ST4,8X38MM	200	55680.048.038	ST6,3X45MM	100	55680.063.045
ST3,9X16MM	200	55680.039.016	ST4,8X45MM	200	55680.048.045	ST6,3X50MM	100	55680.063.050
ST3,9X19MM	200	55680.039.019	ST4,8X50MM	200	55680.048.050	ST6,3X60MM*	200	55680.063.060
ST3,9X22MM*	200	55680.039.022	ST4,8X60MM*	200	55680.048.060	ST6,3X70MM*	200	55680.063.070
ST3,9X25MM	200	55680.039.025	ST4,8X70MM*	200	55680.048.070	ST6,3X80MM*	200	55680.063.080
ST3,9X32MM	1.000	55680.039.032	ST4,8X80MM*	200	55680.048.080	ST6,3X90MM*	200	55680.063.090

55681 Cross recessed countersunk head tapping screw Pozidriv / Verzonken plaatschroef met Pozidriv kruisgleuf / Vis à tôle à tête fraisée à empreinte cruciforme Pozidriv R41A

Thread Self tapping thread
Material Stainless steel A4

DIN 7982 C-Z
ISO 7050 C-Z
NF E25-656 C



d x L	✉	Art.number	d x L	✉	Art.number	d x L	✉	Art.number
ST2,2X6,5MM*	1.000	55681.022.006	ST3,9X32MM*	1.000	55681.039.032	ST4,8X100MM*	100	55681.048.100
ST2,2X9,5MM*	1.000	55681.022.009	ST3,9X38MM*	500	55681.039.038			
ST2,2X13MM*	1.000	55681.022.013	ST3,9X50MM*	500	55681.039.050	ST5,5X13MM*	1.000	55681.055.013
ST2,2X16MM*	1.000	55681.022.016				ST5,5X16MM*	1.000	55681.055.016
ST2,2X19MM*	1.000	55681.022.019	ST4,2X9,5MM*	1.000	55681.042.009	ST5,5X19MM*	1.000	55681.055.019
			ST4,2X13MM*	1.000	55681.042.013	ST5,5X22MM*	1.000	55681.055.022
ST2,9X6,5MM*	1.000	55681.029.006	ST4,2X16MM*	1.000	55681.042.016	ST5,5X25MM*	500	55681.055.025
ST2,9X9,5MM	1.000	55681.029.009	ST4,2X19MM*	1.000	55681.042.019	ST5,5X32MM*	500	55681.055.032
ST2,9X13MM	1.000	55681.029.013	ST4,2X22MM*	1.000	55681.042.022	ST5,5X38MM*	500	55681.055.038
ST2,9X16MM*	1.000	55681.029.016	ST4,2X25MM	1.000	55681.042.025	ST5,5X45MM*	200	55681.055.045
ST2,9X19MM*	1.000	55681.029.019	ST4,2X32MM*	500	55681.042.032	ST5,5X50MM*	200	55681.055.050
ST2,9X22MM*	1.000	55681.029.022	ST4,2X38MM*	500	55681.042.038	ST5,5X60MM*	200	55681.055.060
ST2,9X25MM*	1.000	55681.029.025	ST4,2X45MM*	500	55681.042.045	ST5,5X70MM*	200	55681.055.070
ST2,9X32MM*	1.000	55681.029.032	ST4,2X50MM*	200	55681.042.050	ST5,5X80MM*	200	55681.055.080
			ST4,2X60MM*	200	55681.042.060	ST5,5X90MM*	200	55681.055.090
ST3,5X6,5MM*	1.000	55681.035.006	ST4,2X70MM*	200	55681.042.070	ST5,5X100MM*	200	55681.055.100
ST3,5X9,5MM*	1.000	55681.035.009						
ST3,5X13MM*	1.000	55681.035.013	ST4,8X9MM*	1.000	55681.048.009	ST6,3X13MM*	500	55681.063.013
ST3,5X16MM*	1.000	55681.035.016	ST4,8X13MM*	1.000	55681.048.013	ST6,3X16MM*	500	55681.063.016
ST3,5X19MM*	1.000	55681.035.019	ST4,8X16MM*	1.000	55681.048.016	ST6,3X19MM*	500	55681.063.019
ST3,5X22MM*	1.000	55681.035.022	ST4,8X19MM*	1.000	55681.048.019	ST6,3X22MM*	500	55681.063.022
ST3,5X25MM*	1.000	55681.035.025	ST4,8X22MM*	1.000	55681.048.022	ST6,3X25MM*	200	55681.063.025
ST3,5X32MM*	1.000	55681.035.032	ST4,8X25MM	500	55681.048.025	ST6,3X32MM*	200	55681.063.032
ST3,5X38MM*	1.000	55681.035.038	ST4,8X32MM*	500	55681.048.032	ST6,3X38MM*	200	55681.063.038
			ST4,8X38MM*	500	55681.048.038	ST6,3X45MM*	200	55681.063.045
ST3,9X9,5MM*	1.000	55681.039.009	ST4,8X45MM*	200	55681.048.045	ST6,3X50MM*	200	55681.063.050
ST3,9X13MM*	1.000	55681.039.013	ST4,8X50MM*	200	55681.048.050	ST6,3X60MM*	200	55681.063.060
ST3,9X16MM*	1.000	55681.039.016	ST4,8X60MM*	200	55681.048.060	ST6,3X70MM*	200	55681.063.070
ST3,9X19MM*	1.000	55681.039.019	ST4,8X70MM*	200	55681.048.070	ST6,3X80MM*	200	55681.063.080
ST3,9X22MM*	1.000	55681.039.022	ST4,8X80MM*	200	55681.048.080	ST6,3X90MM*	200	55681.063.090
ST3,9X25MM*	1.000	55681.039.025	ST4,8X90MM*	100	55681.048.090	ST6,3X100MM*	200	55681.063.100

Cross recessed raised countersunk head tapping screw

Bolverzonken plaatschroef met kruisgleuf / Vis à tôle à tête cylindrique fraisée bombée à empreinte cruciforme

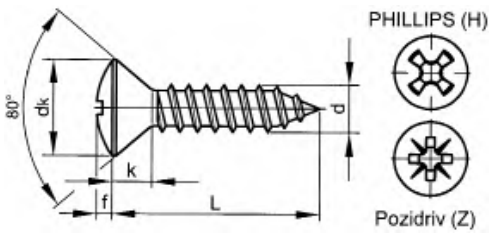

DIN	**7983**
ISO	7051
NF	E25-657



Technical Data

d	d_k	f ≈	k ≈	No. cross recess	P
ST2.2	4.3	0.7	1.3	1	0.80
ST2.9	5.5	0.9	1.7	1	1.10
ST3.5	6.8	1.2	2.1	2	1.30
ST3.9	7.5	1.3	2.3	2	1.40
ST4.2	8.1	1.4	2.5	2	1.40
ST4.8	9.5	1.5	3	2	1.60
ST5.5	10.8	1.7	3.4	3	1.80
ST6.3	12.4	2	3.8	3	1.80

Article groups

Thread	Driving features	Material	Surface treatment	Code	Page
ST	Phillips	St.	Ni.pl.	26240	6-133
ST	Pozidriv	St.	ZPL BLCK	26453	6-133
ST	Phillips	St.	ZPL	26700	6-134
ST	Pozidriv	St.	ZPL	26780	6-134
ST	Pozidriv	St.st. A2		51689	6-135
ST	Phillips	St.st. A2		51690	6-135
ST	Pozidriv	St.st. A4		55689	6-136
ST	Phillips	St.st. A4		55690	6-136

26240 Cross recessed raised countersunk head tapping screw Phillips / Bolverzonken plaatschroef met Phillips kruisgleuf / Vis à tôle à tête fraisée bombée à empreinte cruciforme Phillips — J03B

Thread	Self tapping thread	DIN	7983 C-H
Material	Steel	ISO	7051 C-H
Surface treatment	Nickel plated		



d x L	✉	Art.number	d x L	✉	Art.number	d x L	✉	Art.number
ST2,9X13MM	200	26240.029.013	ST4,2X16MM	200	26240.042.016	ST4,8X32MM	100	26240.048.032
ST2,9X19MM	200	26240.029.019	ST4,2X19MM	200	26240.042.019	ST4,8X38MM	100	26240.048.038
			ST4,2X25MM	200	26240.042.025	ST4,8X50MM	100	26240.048.050
ST3,5X13MM	200	26240.035.013	ST4,2X32MM	200	26240.042.032			
ST3,5X16MM	200	26240.035.016	ST4,2X38MM	200	26240.042.038	ST5,5X19MM	200	26240.055.019
ST3,5X19MM	200	26240.035.019				ST5,5X25MM	100	26240.055.025
ST3,5X25MM	200	26240.035.025	ST4,8X13MM	200	26240.048.013	ST5,5X32MM	100	26240.055.032
ST3,5X32MM	200	26240.035.032	ST4,8X16MM	200	26240.048.016			
			ST4,8X19MM	200	26240.048.019	ST6,3X25MM	100	26240.063.025
ST4,2X13MM	200	26240.042.013	ST4,8X25MM	200	26240.048.025			

- Warning: electroplating of these products may cause hydrogen embrittlement.

26453 Cross recessed raised countersunk head tapping screw Pozidriv / Bolverzonken plaatschroef met Pozidriv kruisgleuf / Vis à tôle à tête fraisée bombée à empreinte cruciforme Pozidriv — J03A

Thread	Self tapping thread	DIN	7983 C-Z
Material	Steel	ISO	7051 C-Z
Surface treatment	Zinc plated black passivated	NF	E25-657 C



d x L	✉	Art.number	d x L	✉	Art.number	d x L	✉	Art.number
ST2,9X9,5MM*	1.000	26453.029.009	ST3,5X13MM*	1.000	26453.035.013	ST3,5X32MM*	1.000	26453.035.032
ST2,9X13MM*	1.000	26453.029.013	ST3,5X16MM*	1.000	26453.035.016	ST3,5X38MM*	1.000	26453.035.038
ST2,9X19MM*	1.000	26453.029.019	ST3,5X19MM*	1.000	26453.035.019			
ST2,9X25MM*	1.000	26453.029.025	ST3,5X22MM*	1.000	26453.035.022	ST3,9X16MM*	1.000	26453.039.016
			ST3,5X25MM*	1.000	26453.035.025			
ST3,5X9,5MM*	1.000	26453.035.009						

26453 Cross recessed raised countersunk head tapping screw Pozidriv / Bolverzonken plaatschroef met Pozidriv kruisgleuf / Vis à tôle à tête fraisée bombée à empreinte cruciforme Pozidriv

d x L	✉	Art.number	d x L	✉	Art.number	d x L	✉	Art.number
ST4,2X9,5MM*	1.000	26453.042.009	ST4,2X38MM*	500	26453.042.038	ST4,8X22MM*	1.000	26453.048.022
ST4,2X13MM*	1.000	26453.042.013	ST4,2X45MM*	500	26453.042.045	ST4,8X25MM*	1.000	26453.048.025
ST4,2X16MM*	1.000	26453.042.016	ST4,2X50MM*	500	26453.042.050	ST4,8X32MM*	500	26453.048.032
ST4,2X19MM*	1.000	26453.042.019						
ST4,2X25MM*	1.000	26453.042.025	ST4,8X13MM*	1.000	26453.048.013	ST5,5X38MM*	500	26453.055.038
ST4,2X32MM*	500	26453.042.032	ST4,8X16MM*	1.000	26453.048.016			

26700 Cross recessed raised countersunk head tapping screw Phillips / Bolverzonken plaatschroef met Phillips kruisgleuf / Vis à tôle à tête fraisée bombée à empreinte cruciforme Phillips J01B

Thread Self tapping thread DIN 7983 C-H
Material Steel ISO 7051 C-H
Surface treatment Zinc plated



d x L	✉	Art.number	d x L	✉	Art.number	d x L	✉	Art.number
ST2,9X6,5MM*	2.000	26700.029.006	ST3,9X25MM	200	26700.039.025	ST4,8X38MM	100	26700.048.038
ST2,9X9,5MM	200	26700.029.009	ST3,9X32MM*	500	26700.039.032	ST4,8X45MM*	100	26700.048.045
ST2,9X13MM	200	26700.029.013	ST3,9X38MM*	500	26700.039.038	ST4,8X50MM	100	26700.048.050
ST2,9X16MM	200	26700.029.016						
ST2,9X19MM	200	26700.029.019	ST4,2X9,5MM*	1.000	26700.042.009	ST5,5X13MM	200	26700.055.013
ST2,9X22MM	200	26700.029.022	ST4,2X13MM	200	26700.042.013	ST5,5X16MM	200	26700.055.016
ST2,9X25MM	200	26700.029.025	ST4,2X16MM	200	26700.042.016	ST5,5X19MM	200	26700.055.019
			ST4,2X19MM	200	26700.042.019	ST5,5X22MM*	500	26700.055.022
ST3,5X9,5MM	200	26700.035.009	ST4,2X22MM	200	26700.042.022	ST5,5X25MM	100	26700.055.025
ST3,5X13MM	200	26700.035.013	ST4,2X25MM	200	26700.042.025	ST5,5X32MM	100	26700.055.032
ST3,5X16MM	200	26700.035.016	ST4,2X32MM	200	26700.042.032	ST5,5X38MM	100	26700.055.038
ST3,5X19MM	200	26700.035.019	ST4,2X38MM	200	26700.042.038	ST5,5X45MM	100	26700.055.045
ST3,5X22MM	200	26700.035.022	ST4,2X45MM	200	26700.042.045	ST5,5X50MM	100	26700.055.050
ST3,5X25MM	200	26700.035.025	ST4,2X50MM	200	26700.042.050			
ST3,5X32MM*	500	26700.035.032				ST6,3X16MM	100	26700.063.016
ST3,5X38MM	200	26700.035.038	ST4,8X9,5MM*	500	26700.048.009	ST6,3X19MM*	100	26700.063.019
			ST4,8X13MM	200	26700.048.013	ST6,3X22MM	100	26700.063.022
ST3,9X9,5MM	200	26700.039.009	ST4,8X16MM	200	26700.048.016	ST6,3X25MM	100	26700.063.025
ST3,9X13MM	200	26700.039.013	ST4,8X19MM	200	26700.048.019	ST6,3X32MM	100	26700.063.032
ST3,9X16MM	200	26700.039.016	ST4,8X22MM	200	26700.048.022	ST6,3X38MM	100	26700.063.038
ST3,9X19MM	200	26700.039.019	ST4,8X25MM	200	26700.048.025	ST6,3X45MM*	100	26700.063.045
ST3,9X22MM	200	26700.039.022	ST4,8X32MM	100	26700.048.032	ST6,3X50MM	100	26700.063.050

- Warning: electroplating of these products may cause hydrogen embrittlement.

26780 Cross recessed raised countersunk head tapping screw Pozidriv / Bolverzonken plaatschroef met Pozidriv kruisgleuf / Vis à tôle à tête fraisée bombée à empreinte cruciforme Pozidriv J01A

Thread Self tapping thread DIN 7983 C-Z
Material Steel ISO 7051 C-Z
Surface treatment Zinc plated NF E25-657 C



d x L	✉	Art.number	d x L	✉	Art.number	d x L	✉	Art.number
ST2,9X9,5MM	200	26780.029.009	ST3,9X25MM	200	26780.039.025	ST4,8X19MM	200	26780.048.019
ST2,9X13MM	200	26780.029.013	ST3,9X32MM	200	26780.039.032	ST4,8X22MM*	1.000	26780.048.022
ST2,9X19MM	200	26780.029.019				ST4,8X25MM	200	26780.048.025
			ST4,2X13MM	200	26780.042.013	ST4,8X32MM	100	26780.048.032
ST3,5X9,5MM	200	26780.035.009	ST4,2X16MM	200	26780.042.016	ST4,8X38MM	100	26780.048.038
ST3,5X13MM	200	26780.035.013	ST4,2X19MM	200	26780.042.019	ST4,8X45MM	100	26780.048.045
ST3,5X16MM	200	26780.035.016	ST4,2X22MM*	1.000	26780.042.022			
ST3,5X19MM	200	26780.035.019	ST4,2X25MM	200	26780.042.025	ST5,5X19MM	200	26780.055.019
ST3,5X22MM*	1.000	26780.035.022	ST4,2X32MM	200	26780.042.032	ST5,5X25MM	100	26780.055.025
ST3,5X25MM	200	26780.035.025	ST4,2X38MM	200	26780.042.038	ST5,5X32MM	100	26780.055.032
ST3,5X32MM	200	26780.035.032	ST4,2X45MM	200	26780.042.045			
			ST4,2X50MM*	500	26780.042.050	ST6,3X25MM	100	26780.063.025
ST3,9X13MM	200	26780.039.013				ST6,3X38MM	100	26780.063.038
ST3,9X16MM	200	26780.039.016	ST4,8X13MM	200	26780.048.013	ST6,3X45MM	100	26780.063.045
ST3,9X22MM*	1.000	26780.039.022	ST4,8X16MM	200	26780.048.016			

51689 Cross recessed raised countersunk head tapping screw Pozidriv / Bolverzonken plaatschroef met Pozidriv kruisgleuf / Vis à tôle à tête fraisée bombée à empreinte cruciforme Pozidriv — R01A

Thread Self tapping thread
Material Stainless steel A2

DIN 7983 C-Z
ISO 7051 C-Z
NF E25-657 C

RoHS



d x L	✉	Art.number	d x L	✉	Art.number	d x L	✉	Art.number
ST2,2X6,5MM*	1.000	51689.022.006	ST3,9X22MM*	1.000	51689.039.022	ST4,8X50MM	200	51689.048.050
ST2,2X9,5MM*	1.000	51689.022.009	ST3,9X25MM	200	51689.039.025	ST4,8X60MM*	200	51689.048.060
ST2,2X16MM*	1.000	51689.022.016	ST3,9X32MM*	1.000	51689.039.032	ST4,8X70MM*	200	51689.048.070
			ST3,9X38MM	200	51689.039.038	ST4,8X80MM*	200	51689.048.080
ST2,9X6,5MM*	1.000	51689.029.006	ST3,9X45MM*	500	51689.039.045	ST4,8X100MM*	200	51689.048.100
ST2,9X9,5MM	200	51689.029.009						
ST2,9X13MM	200	51689.029.013	ST4,2X9,5MM*	1.000	51689.042.009	ST5,5X13MM*	1.000	51689.055.013
ST2,9X16MM	200	51689.029.016	ST4,2X13MM	200	51689.042.013	ST5,5X16MM*	1.000	51689.055.016
ST2,9X19MM*	1.000	51689.029.019	ST4,2X16MM	200	51689.042.016	ST5,5X19MM*	1.000	51689.055.019
ST2,9X22MM*	1.000	51689.029.022	ST4,2X19MM	200	51689.042.019	ST5,5X22MM*	1.000	51689.055.022
ST2,9X25MM*	200	51689.029.025	ST4,2X22MM*	1.000	51689.042.022	ST5,5X25MM*	200	51689.055.025
ST2,9X32MM*	1.000	51689.029.032	ST4,2X25MM	200	51689.042.025	ST5,5X32MM	100	51689.055.032
			ST4,2X32MM*	500	51689.042.032	ST5,5X38MM	100	51689.055.038
ST3,5X6,5MM*	1.000	51689.035.006	ST4,2X38MM	200	51689.042.038	ST5,5X45MM*	200	51689.055.045
ST3,5X9,5MM*	1.000	51689.035.009	ST4,2X45MM	200	51689.042.045	ST5,5X50MM	100	51689.055.050
ST3,5X13MM	200	51689.035.013	ST4,2X50MM*	200	51689.042.050	ST5,5X60MM*	200	51689.055.060
ST3,5X16MM	200	51689.035.016	ST4,2X70MM*	200	51689.042.070			
ST3,5X19MM	200	51689.035.019				ST6,3X16MM	100	51689.063.016
ST3,5X22MM*	1.000	51689.035.022	ST4,8X9,5MM*	1.000	51689.048.009	ST6,3X19MM*	500	51689.063.019
ST3,5X25MM	200	51689.035.025	ST4,8X13MM*	1.000	51689.048.013	ST6,3X22MM*	500	51689.063.022
ST3,5X32MM	200	51689.035.032	ST4,8X16MM*	1.000	51689.048.016	ST6,3X25MM	100	51689.063.025
ST3,5X38MM*	1.000	51689.035.038	ST4,8X19MM	200	51689.048.019	ST6,3X32MM*	200	51689.063.032
			ST4,8X22MM*	1.000	51689.048.022	ST6,3X38MM*	100	51689.063.038
ST3,9X9,5MM*	1.000	51689.039.009	ST4,8X25MM*	500	51689.048.025	ST6,3X45MM*	200	51689.063.045
ST3,9X13MM	200	51689.039.013	ST4,8X32MM	200	51689.048.032	ST6,3X50MM	100	51689.063.050
ST3,9X16MM	200	51689.039.016	ST4,8X38MM	200	51689.048.038	ST6,3X90MM*	200	51689.063.090
ST3,9X19MM*	1.000	51689.039.019	ST4,8X45MM	200	51689.048.045			

51690 Cross recessed raised countersunk head tapping screw Phillips / Bolverzonken plaatschroef met Phillips kruisgleuf / Vis à tôle à tête fraisée bombée à empreinte cruciforme Phillips — R01A

Thread Self tapping thread
Material Stainless steel A2

DIN 7983 C-H
ISO 7051 C-H

RoHS



d x L	✉	Art.number	d x L	✉	Art.number	d x L	✉	Art.number
ST2,2X6,5MM*	1.000	51690.022.006	ST3,9X22MM	200	51690.039.022	ST4,8X80MM	200	51690.048.080
ST2,2X9,5MM*	1.000	51690.022.009	ST3,9X25MM	200	51690.039.025	ST4,8X90MM*	200	51690.048.090
ST2,2X13MM*	1.000	51690.022.013	ST3,9X32MM	200	51690.039.032	ST4,8X100MM	100	51690.048.100
ST2,2X16MM*	1.000	51690.022.016	ST3,9X38MM	200	51690.039.038	ST4,8X110MM*	200	51690.048.110
ST2,2X19MM*	1.000	51690.022.019	ST3,9X45MM*	500	51690.039.045			
ST2,2X25MM*	1.000	51690.022.025	ST3,9X50MM*	500	51690.039.050	ST5,5X13MM	200	51690.055.013
			ST3,9X60MM*	500	51690.039.060	ST5,5X16MM*	1.000	51690.055.016
ST2,9X6,5MM	200	51690.029.006	ST3,9X70MM*	500	51690.039.070	ST5,5X19MM	200	51690.055.019
ST2,9X9,5MM	200	51690.029.009				ST5,5X22MM*	1.000	51690.055.022
ST2,9X13MM	200	51690.029.013	ST4,2X9,5MM	200	51690.042.009	ST5,5X25MM	200	51690.055.025
ST2,9X16MM	200	51690.029.016	ST4,2X13MM	200	51690.042.013	ST5,5X32MM	100	51690.055.032
ST2,9X19MM	200	51690.029.019	ST4,2X16MM	200	51690.042.016	ST5,5X38MM	100	51690.055.038
ST2,9X22MM*	1.000	51690.029.022	ST4,2X19MM	200	51690.042.019	ST5,5X45MM	100	51690.055.045
ST2,9X25MM	200	51690.029.025	ST4,2X22MM	200	51690.042.022	ST5,5X50MM	100	51690.055.050
ST2,9X32MM*	1.000	51690.029.032	ST4,2X25MM	200	51690.042.025	ST5,5X60MM*	200	51690.055.060
			ST4,2X32MM	200	51690.042.032	ST5,5X70MM*	200	51690.055.070
ST3,5X6,5MM*	1.000	51690.035.006	ST4,2X38MM	200	51690.042.038	ST5,5X80MM*	200	51690.055.080
ST3,5X9,5MM	200	51690.035.009	ST4,2X45MM	200	51690.042.045	ST5,5X90MM*	200	51690.055.090
ST3,5X13MM	200	51690.035.013	ST4,2X50MM	200	51690.042.050	ST5,5X100MM*	200	51690.055.100
ST3,5X16MM	200	51690.035.016	ST4,2X60MM*	200	51690.042.060			
ST3,5X19MM	200	51690.035.019	ST4,2X70MM*	200	51690.042.070	ST6,3X13MM*	500	51690.063.013
ST3,5X22MM	200	51690.035.022	ST4,2X80MM*	200	51690.042.080	ST6,3X16MM	100	51690.063.016
ST3,5X25MM	200	51690.035.025				ST6,3X19MM	100	51690.063.019
ST3,5X32MM	200	51690.035.032	ST4,8X9,5MM	200	51690.048.009	ST6,3X22MM	100	51690.063.022
ST3,5X38MM	200	51690.035.038	ST4,8X13MM	200	51690.048.013	ST6,3X25MM	100	51690.063.025
ST3,5X45MM*	500	51690.035.045	ST4,8X16MM	200	51690.048.016	ST6,3X32MM	100	51690.063.032
ST3,5X50MM*	500	51690.035.050	ST4,8X19MM	200	51690.048.019	ST6,3X38MM	100	51690.063.038
ST3,5X60MM*	500	51690.035.060	ST4,8X22MM	200	51690.048.022	ST6,3X45MM*	200	51690.063.045
ST3,5X70MM*	500	51690.035.070	ST4,8X25MM	200	51690.048.025	ST6,3X50MM	100	51690.063.050
			ST4,8X32MM	200	51690.048.032	ST6,3X60MM*	200	51690.063.060
ST3,9X6,5MM*	1.000	51690.039.006	ST4,8X38MM	200	51690.048.038	ST6,3X70MM*	200	51690.063.070
ST3,9X9,5MM	200	51690.039.009	ST4,8X45MM	200	51690.048.045	ST6,3X80MM*	200	51690.063.080
ST3,9X13MM	200	51690.039.013	ST4,8X50MM	200	51690.048.050	ST6,3X90MM*	200	51690.063.090
ST3,9X16MM	200	51690.039.016	ST4,8X60MM*	200	51690.048.060	ST6,3X100MM*	200	51690.063.100
ST3,9X19MM	200	51690.039.019	ST4,8X70MM*	200	51690.048.070			

55689 Cross recessed raised countersunk head tapping screw Pozidriv / Bolverzonken plaatschroef met Pozidriv kruisgleuf / Vis à tôle à tête fraisée bombée cruciforme Pozidriv — R41A

Thread Self tapping thread
Material Stainless steel A4

DIN 7983 C-Z
ISO 7051 C-Z
NF E25-657 C

RoHS



d x L	✉	Art.number	d x L	✉	Art.number	d x L	✉	Art.number
ST2,2X9,5MM*	1.000	55689.022.009	ST3,9X25MM*	1.000	55689.039.025	ST4,8X70MM*	200	55689.048.070
ST2,2X13MM*	1.000	55689.022.013	ST3,9X32MM*	1.000	55689.039.032			
ST2,2X16MM*	1.000	55689.022.016	ST3,9X38MM*	500	55689.039.038	ST5,5X13MM*	1.000	55689.055.013
						ST5,5X16MM*	1.000	55689.055.016
ST2,9X6,5MM*	1.000	55689.029.006	ST4,2X9,5MM*	1.000	55689.042.009	ST5,5X19MM*	1.000	55689.055.019
ST2,9X9,5MM*	1.000	55689.029.009	ST4,2X13MM*	1.000	55689.042.013	ST5,5X22MM*	1.000	55689.055.022
ST2,9X13MM*	1.000	55689.029.013	ST4,2X16MM*	1.000	55689.042.016	ST5,5X25MM*	500	55689.055.025
ST2,9X16MM*	1.000	55689.029.016	ST4,2X19MM*	1.000	55689.042.019	ST5,5X32MM*	500	55689.055.032
ST2,9X19MM*	1.000	55689.029.019	ST4,2X22MM*	1.000	55689.042.022	ST5,5X38MM*	500	55689.055.038
ST2,9X25MM*	1.000	55689.029.025	ST4,2X25MM*	1.000	55689.042.025	ST5,5X45MM*	200	55689.055.045
ST2,9X32MM*	1.000	55689.029.032	ST4,2X32MM*	500	55689.042.032	ST5,5X50MM*	200	55689.055.050
			ST4,2X38MM*	500	55689.042.038	ST5,5X60MM*	200	55689.055.060
ST3,5X6,5MM*	1.000	55689.035.006	ST4,2X45MM*	500	55689.042.045	ST5,5X70MM*	200	55689.055.070
ST3,5X9,5MM*	1.000	55689.035.009	ST4,2X50MM*	200	55689.042.050	ST5,5X80MM*	200	55689.055.080
ST3,5X13MM*	1.000	55689.035.013	ST4,2X60MM*	200	55689.042.060			
ST3,5X16MM*	1.000	55689.035.016				ST6,3X16MM*	500	55689.063.016
ST3,5X19MM*	1.000	55689.035.019	ST4,8X9MM*	1.000	55689.048.009	ST6,3X19MM*	500	55689.063.019
ST3,5X22MM*	1.000	55689.035.022	ST4,8X13MM*	1.000	55689.048.013	ST6,3X25MM*	200	55689.063.025
ST3,5X25MM*	1.000	55689.035.025	ST4,8X16MM*	1.000	55689.048.016	ST6,3X32MM*	200	55689.063.032
ST3,5X32MM*	1.000	55689.035.032	ST4,8X19MM*	1.000	55689.048.019	ST6,3X38MM*	200	55689.063.038
ST3,5X38MM*	1.000	55689.035.038	ST4,8X22MM*	1.000	55689.048.022	ST6,3X45MM*	200	55689.063.045
			ST4,8X25MM	500	55689.048.025	ST6,3X50MM*	200	55689.063.050
ST3,9X9,5MM*	1.000	55689.039.000	ST4,8X32MM*	500	55689.048.032	ST6,3X60MM*	200	55689.063.060
ST3,9X13MM*	1.000	55689.039.013	ST4,8X38MM*	500	55689.048.038	ST6,3X70MM*	200	55689.063.070
ST3,9X16MM*	1.000	55689.039.016	ST4,8X45MM*	200	55689.048.045	ST6,3X80MM*	200	55689.063.080
ST3,9X19MM*	1.000	55689.039.019	ST4,8X50MM*	200	55689.048.050	ST6,3X100MM*	200	55689.063.100
ST3,9X22MM*	1.000	55689.039.022	ST4,8X60MM*	200	55689.048.060			

55690 Cross recessed raised countersunk head tapping screw Phillips / Bolverzonken plaatschroef met Phillips kruisgleuf / Vis à tôle à tête fraisée bombée à empreinte cruciforme Phillips — R41A

Thread Self tapping thread
Material Stainless steel A4

DIN 7983 C-H
ISO 7051 C-H

RoHS



d x L	✉	Art.number	d x L	✉	Art.number	d x L	✉	Art.number
ST2,2X9,5MM*	1.000	55690.022.009	ST3,9X45MM*	500	55690.039.045	ST4,8X70MM*	200	55690.048.070
			ST3,9X50MM*	500	55690.039.050			
ST2,9X9,5MM	200	55690.029.009				ST5,5X13MM*	1.000	55690.055.013
ST2,9X13MM	200	55690.029.013	ST4,2X9,5MM*	1.000	55690.042.009	ST5,5X16MM*	1.000	55690.055.016
ST2,9X16MM	200	55690.029.016	ST4,2X13MM	200	55690.042.013	ST5,5X19MM	200	55690.055.019
ST2,9X19MM	200	55690.029.019	ST4,2X16MM	200	55690.042.016	ST5,5X22MM*	1.000	55690.055.022
ST2,9X22MM*	1.000	55690.029.022	ST4,2X19MM	200	55690.042.019	ST5,5X25MM	200	55690.055.025
ST2,9X25MM	1.000	55690.029.025	ST4,2X22MM	200	55690.042.022	ST5,5X32MM*	500	55690.055.032
ST2,9X32MM*	1.000	55690.029.032	ST4,2X25MM	200	55690.042.025	ST5,5X38MM	100	55690.055.038
			ST4,2X32MM	200	55690.042.032	ST5,5X45MM	100	55690.055.045
ST3,5X9,5MM	200	55690.035.009	ST4,2X38MM	200	55690.042.038	ST5,5X50MM	100	55690.055.050
ST3,5X13MM	200	55690.035.013	ST4,2X45MM*	500	55690.042.045	ST5,5X70MM*	200	55690.055.070
ST3,5X16MM	200	55690.035.016	ST4,2X50MM	200	55690.042.050	ST5,5X80MM*	200	55690.055.080
ST3,5X19MM	200	55690.035.019	ST4,2X60MM*	200	55690.042.060	ST5,5X90MM*	200	55690.055.090
ST3,5X22MM*	1.000	55690.035.022	ST4,2X70MM*	200	55690.042.070			
ST3,5X25MM	1.000	55690.035.025				ST6,3X16MM*	500	55690.063.016
ST3,5X32MM	1.000	55690.035.032	ST4,8X13MM*	1.000	55690.048.013	ST6,3X19MM*	500	55690.063.019
ST3,5X38MM	1.000	55690.035.038	ST4,8X16MM*	1.000	55690.048.016	ST6,3X22MM*	500	55690.063.022
			ST4,8X19MM	200	55690.048.019	ST6,3X25MM*	200	55690.063.025
ST3,9X9,5MM*	1.000	55690.039.009	ST4,8X22MM	200	55690.048.022	ST6,3X32MM*	200	55690.063.032
ST3,9X13MM*	1.000	55690.039.013	ST4,8X25MM	200	55690.048.025	ST6,3X38MM*	200	55690.063.038
ST3,9X16MM*	1.000	55690.039.016	ST4,8X32MM	200	55690.048.032	ST6,3X45MM*	200	55690.063.045
ST3,9X19MM	200	55690.039.019	ST4,8X38MM	200	55690.048.038	ST6,3X50MM*	200	55690.063.050
ST3,9X22MM	200	55690.039.022	ST4,8X45MM*	200	55690.048.045	ST6,3X60MM*	200	55690.063.060
ST3,9X25MM	200	55690.039.025	ST4,8X50MM*	200	55690.048.050	ST6,3X70MM*	200	55690.063.070
ST3,9X32MM*	1.000	55690.039.032	ST4,8X60MM*	200	55690.048.060	ST6,3X80MM*	200	55690.063.080
ST3,9X38MM*	500	55690.039.038						

Cross recessed pan head tapping screw

Pancilinderplaatschroef met kruisgleuf / Vis à tôle à tête cylindrique bombée à empreinte cruciforme

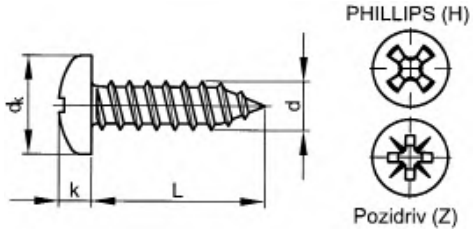

DIN	**7981**
ISO	7049
NF	E25-658
ASME	B18.6.4



Technical Data

d	d_k	k	No. cross recess	P
ST2.2	4.2	1.8	1	0.80
ST2.9	5.6	2.2	1	1.10
ST3.5	6.9	2.6	2	1.30
ST3.9	7.5	2.8	2	1.40
ST4.2	8.2	3.05	2	1.40
ST4.8	9.5	3.55	2	1.60
ST5.5	10.8	3.95	3	1.80
ST6.3	12.5	4.55	3	1.80

Article groups

Thread	Driving features	Material	Surface treatment		Code	Page
ST	Phillips	St.	Ni.pl.		26200	6-137
ST	Phillips	St.	Ni.pl.	large pack	26210	6-138
ST	Phillips	St.	ZPL BLCK		26403	6-138
ST	Pozidriv	St.	ZPL BLCK		26404	6-138
ST	Phillips	St.	ZPL		26660	6-139
ST	Phillips	St.	ZPL	large pack	26670	6-139
ST	Pozidriv	St.	ZPL		26760	6-139
ST	Phillips	St.st. A2			51660	6-140
ST	Pozidriv	St.st. A2			51661	6-141
ST	Phillips	St.st. A2		large pack	51670	6-141
ST	Phillips	St.st. A4			55660	6-141
ST	Pozidriv	St.st. A4			55661	6-142

26200 **Cross recessed pan head tapping screw Phillips / Pancilinderplaatschroef met Phillips kruisgleuf / Vis à tôle à tête cylindrique bombée large à empreinte cruciforme Phillips** **J03B**

Thread	Self tapping thread	DIN	7981 C-H
Material	Steel	ISO	7049 C-H
Surface treatment	Nickel plated		

RoHS



d x L	✉	Art.number	d x L	✉	Art.number	d x L	✉	Art.number
ST2,9X6,5MM	200	26200.029.006	ST3,9X13MM	200	26200.039.013	ST4,8X19MM	200	26200.048.019
ST2,9X9,5MM	200	26200.029.009	ST3,9X16MM	200	26200.039.016	ST4,8X25MM	200	26200.048.025
ST2,9X13MM	200	26200.029.013	ST3,9X19MM	200	26200.039.019	ST4,8X32MM	100	26200.048.032
ST2,9X16MM	200	26200.029.016	ST3,9X25MM	200	26200.039.025	ST4,8X38MM	100	26200.048.038
ST2,9X19MM	200	26200.029.019						
			ST4,2X9,5MM	200	26200.042.009	ST5,5X13MM	200	26200.055.013
ST3,5X6,5MM	200	26200.035.006	ST4,2X13MM	200	26200.042.013	ST5,5X16MM	200	26200.055.016
ST3,5X9,5MM	200	26200.035.009	ST4,2X16MM	200	26200.042.016	ST5,5X19MM	200	26200.055.019
ST3,5X13MM	200	26200.035.013	ST4,2X19MM	200	26200.042.019	ST5,5X25MM	100	26200.055.025
ST3,5X16MM	200	26200.035.016	ST4,2X25MM	200	26200.042.025	ST5,5X38MM	100	26200.055.038
ST3,5X19MM	200	26200.035.019	ST4,2X32MM	200	26200.042.032			
ST3,5X25MM	200	26200.035.025	ST4,2X38MM	200	26200.042.038	ST6,3X25MM	100	26200.063.025
ST3,5X32MM	200	26200.035.032				ST6,3X32MM	100	26200.063.032
			ST4,8X13MM	200	26200.048.013	ST6,3X38MM	100	26200.063.038
ST3,9X9,5MM	200	26200.039.009	ST4,8X16MM	200	26200.048.016			

- Warning: electroplating of these products may cause hydrogen embrittlement.

26210 Cross recessed pan head tapping screw Phillips / Pancilinderplaatschroef met Phillips kruisgleuf / Vis à tôle à tête cylindrique bombée large à empreinte cruciforme Phillips — J03B

Thread Self tapping thread — DIN 7981 C-H
Material Steel — ISO 7049 C-H
Surface treatment Nickel plated



d x L	✉	Art.number	d x L	✉	Art.number	d x L	✉	Art.number
ST3,5X6,5MM	2.000	26210.035.006						
ST3,5X9,5MM	2.000	26210.035.009	ST4,2X9,5MM	1.000	26210.042.009	ST4,8X13MM	1.000	26210.048.013
ST3,5X13MM	2.000	26210.035.013	ST4,2X13MM	1.000	26210.042.013	ST4,8X16MM	1.000	26210.048.016
ST3,5X16MM	2.000	26210.035.016	ST4,2X19MM	1.000	26210.042.019			

- Warning: electroplating of these products may cause hydrogen embrittlement.

26403 Cross recessed pan head tapping screw Phillips / Pancilinderplaatschroef met Phillips kruisgleuf / Vis à tôle à tête cylindrique bombée large à empreinte cruciforme Phillips — J03A

Thread Self tapping thread — DIN 7981 C-H
Material Steel — ISO 7049 C-H
Surface treatment Zinc plated black passivated



6

d x L	✉	Art.number	d x L	✉	Art.number	d x L	✉	Art.number
ST2,2X6,5MM*	1.000	26403.022.006				ST4,8X19MM*	1.000	26403.048.019
ST2,2X13MM*	1.000	26403.022.013	ST3,9X9,5MM*	1.000	26403.039.009	ST4,8X22MM*	1.000	26403.048.022
			ST3,9X16MM*	1.000	26403.039.016	ST4,8X25MM*	1.000	26403.048.025
ST2,9X9,5MM*	1.000	26403.029.009	ST3,9X19MM*	1.000	26403.039.019	ST4,8X32MM*	500	26403.048.032
ST2,9X13MM*	1.000	26403.029.013	ST3,9X25MM*	1.000	26403.039.025	ST4,8X38MM*	500	26403.048.038
ST2,9X16MM*	1.000	26403.029.016	ST3,9X32MM*	1.000	26403.039.032	ST4,8X50MM*	500	26403.048.050
ST2,9X19MM*	1.000	26403.029.019	ST3,9X38MM*	1.000	26403.039.038			
ST2,9X22MM*	1.000	26403.029.022				ST5,5X16MM*	1.000	26403.055.016
ST2,9X25MM*	1.000	26403.029.025	ST4,2X9,5MM*	1.000	26403.042.009	ST5,5X19MM*	1.000	26403.055.019
ST2,9X32MM*	1.000	26403.029.032	ST4,2X13MM*	1.000	26403.042.013	ST5,5X22MM*	500	26403.055.022
			ST4,2X19MM*	1.000	26403.042.019	ST5,5X25MM*	500	26403.055.025
ST3,5X6,5MM*	1.000	26403.035.006	ST4,2X25MM*	1.000	26403.042.025			
ST3,5X9,5MM*	1.000	26403.035.009	ST4,2X32MM*	500	26403.042.032	ST6,3X13MM*	500	26403.063.013
ST3,5X13MM*	1.000	26403.035.013	ST4,2X45MM*	500	26403.042.045	ST6,3X16MM*	500	26403.063.016
ST3,5X16MM*	1.000	26403.035.016				ST6,3X19MM*	250	26403.063.019
ST3,5X19MM*	1.000	26403.035.019	ST4,8X9,5MM*	1.000	26403.048.009	ST6,3X38MM*	250	26403.063.038
ST3,5X22MM*	1.000	26403.035.022	ST4,8X13MM*	1.000	26403.048.013			
ST3,5X32MM*	1.000	26403.035.032	ST4,8X16MM*	1.000	26403.048.016			

26404 Cross recessed pan head tapping screw Pozidriv / Pancilinderplaatschroef met Pozidriv kruisgleuf / Vis à tôle à tête cylindrique bombée large à empreinte cruciforme Pozidriv — J03A

Thread Self tapping thread — DIN 7981 C-Z
Material Steel — ISO 7049 C-Z
Surface treatment Zinc plated black passivated — NF E25-658 C



d x L	✉	Art.number	d x L	✉	Art.number	d x L	✉	Art.number
ST2,2X6,5MM*	1.000	26404.022.006	ST3,5X50MM*	500	26404.035.050	ST4,8X19MM*	1.000	26404.048.019
ST2,2X9,5MM*	1.000	26404.022.009				ST4,8X22MM*	1.000	26404.048.022
			ST3,9X9,5MM*	1.000	26404.039.009	ST4,8X25MM*	500	26404.048.025
ST2,9X4,5MM*	1.000	26404.029.004	ST3,9X25MM*	1.000	26404.039.025	ST4,8X32MM*	500	26404.048.032
ST2,9X6,5MM*	1.000	26404.029.006				ST4,8X38MM*	500	26404.048.038
ST2,9X8MM*	1.000	26404.029.008	ST4,2X6,5MM*	1.000	26404.042.006	ST4,8X50MM*	500	26404.048.050
ST2,9X9,5MM*	1.000	26404.029.009	ST4,2X8MM*	1.000	26404.042.008			
ST2,9X13MM*	1.000	26404.029.013	ST4,2X9,5MM*	1.000	26404.042.009	ST5,5X13MM*	1.000	26404.055.013
ST2,9X16MM*	1.000	26404.029.016	ST4,2X13MM*	1.000	26404.042.013	ST5,5X16MM*	1.000	26404.055.016
ST2,9X19MM*	1.000	26404.029.019	ST4,2X16MM*	1.000	26404.042.016	ST5,5X19MM*	1.000	26404.055.019
ST2,9X25MM*	1.000	26404.029.025	ST4,2X19MM*	1.000	26404.042.019	ST5,5X25MM*	500	26404.055.025
			ST4,2X22MM*	1.000	26404.042.022	ST5,5X32MM*	500	26404.055.032
ST3,5X6,5MM*	1.000	26404.035.006	ST4,2X25MM*	1.000	26404.042.025	ST5,5X38MM*	500	26404.055.038
ST3,5X8MM*	1.000	26404.035.008	ST4,2X32MM*	500	26404.042.032	ST5,5X45MM*	250	26404.055.045
ST3,5X9,5MM*	1.000	26404.035.009	ST4,2X38MM*	500	26404.042.038			
ST3,5X13MM*	1.000	26404.035.013	ST4,2X45MM*	500	26404.042.045	ST6,3X13MM*	500	26404.063.013
ST3,5X16MM*	1.000	26404.035.016	ST4,2X50MM*	500	26404.042.050	ST6,3X16MM*	500	26404.063.016
ST3,5X19MM*	1.000	26404.035.019				ST6,3X19MM*	500	26404.063.019
ST3,5X25MM*	1.000	26404.035.025	ST4,8X9,5MM*	1.000	26404.048.009	ST6,3X25MM*	500	26404.063.025
ST3,5X32MM*	1.000	26404.035.032	ST4,8X13MM*	1.000	26404.048.013	ST6,3X32MM*	250	26404.063.032
ST3,5X38MM*	1.000	26404.035.038	ST4,8X16MM*	1.000	26404.048.016			

26660 Cross recessed pan head tapping screw Phillips / Pancilinderplaatschroef met Phillips kruisgleuf / Vis à tôle à tête cylindrique bombée large à empreinte cruciforme Phillips — J01B

Thread Self tapping thread — DIN 7981 C-H
Material Steel — ISO 7049 C-H
Surface treatment Zinc plated



d x L	✉	Art.number	d x L	✉	Art.number	d x L	✉	Art.number
ST2,2X6,5MM	200	26660.022.006	ST3,9X22MM	200	26660.039.022	ST4,8X90MM	250	26660.048.090
ST2,2X9,5MM	200	26660.022.009	ST3,9X25MM	200	26660.039.025	ST4,8X100MM	250	26660.048.100
ST2,2X13MM*	2.000	26660.022.013	ST3,9X32MM	200	26660.039.032	ST4,8X110MM*	250	26660.048.110
ST2,2X16MM	200	26660.022.016	ST3,9X38MM	200	26660.039.038	ST4,8X120MM*	250	26660.048.120
ST2,2X19MM*	2.000	26660.022.019	ST3,9X45MM*	1.000	26660.039.045			
ST2,2X22MM*	2.000	26660.022.022				ST5,5X13MM	200	26660.055.013
			ST4,2X6,5MM*	1.000	26660.042.006	ST5,5X16MM	200	26660.055.016
ST2,9X6,5MM	200	26660.029.006	ST4,2X9,5MM	200	26660.042.009	ST5,5X19MM	200	26660.055.019
ST2,9X9,5MM	200	26660.029.009	ST4,2X13MM	200	26660.042.013	ST5,5X22MM	100	26660.055.022
ST2,9X13MM	200	26660.029.013	ST4,2X16MM	200	26660.042.016	ST5,5X25MM	100	26660.055.025
ST2,9X16MM	200	26660.029.016	ST4,2X19MM	200	26660.042.019	ST5,5X32MM	100	26660.055.032
ST2,9X19MM	200	26660.029.019	ST4,2X22MM	200	26660.042.022	ST5,5X38MM	100	26660.055.038
ST2,9X22MM	200	26660.029.022	ST4,2X25MM	200	26660.042.025	ST5,5X45MM	100	26660.055.045
ST2,9X25MM	200	26660.029.025	ST4,2X32MM	200	26660.042.032	ST5,5X50MM	100	26660.055.050
ST2,9X32MM*	1.000	26660.029.032	ST4,2X38MM	200	26660.042.038	ST5,5X60MM	250	26660.055.060
ST2,9X38MM	1.000	26660.029.038	ST4,2X45MM	200	26660.042.045	ST5,5X70MM*	250	26660.055.070
			ST4,2X50MM	200	26660.042.050	ST5,5X80MM*	250	26660.055.080
ST3,5X6,5MM	200	26660.035.006	ST4,2X60MM	200	26660.042.060			
ST3,5X9,5MM	200	26660.035.009	ST4,2X70MM*	250	26660.042.070	ST6,3X13MM	100	26660.063.013
ST3,5X13MM	200	26660.035.013	ST4,2X80MM*	250	26660.042.080	ST6,3X16MM	100	26660.063.016
ST3,5X16MM	200	26660.035.016				ST6,3X19MM	100	26660.063.019
ST3,5X19MM	200	26660.035.019	ST4,8X9,5MM	200	26660.048.009	ST6,3X22MM	100	26660.063.022
ST3,5X22MM	200	26660.035.022	ST4,8X13MM	200	26660.048.013	ST6,3X25MM	100	26660.063.025
ST3,5X25MM	200	26660.035.025	ST4,8X16MM	200	26660.048.016	ST6,3X32MM	100	26660.063.032
ST3,5X32MM	200	26660.035.032	ST4,8X19MM	200	26660.048.019	ST6,3X38MM	100	26660.063.038
ST3,5X38MM	200	26660.035.038	ST4,8X22MM	200	26660.048.022	ST6,3X45MM	100	26660.063.045
ST3,5X45MM*	500	26660.035.045	ST4,8X25MM	200	26660.048.025	ST6,3X50MM	100	26660.063.050
ST3,5X50MM	500	26660.035.050	ST4,8X32MM	100	26660.048.032	ST6,3X60MM	100	26660.063.060
			ST4,8X38MM	100	26660.048.038	ST6,3X63MM	250	26660.063.063
ST3,9X6,5MM	200	26660.039.006	ST4,8X45MM	100	26660.048.045	ST6,3X70MM	100	26660.063.070
ST3,9X9,5MM	200	26660.039.009	ST4,8X50MM	100	26660.048.050	ST6,3X80MM	250	26660.063.080
ST3,9X13MM	200	26660.039.013	ST4,8X60MM	250	26660.048.060	ST6,3X90MM*	250	26660.063.090
ST3,9X16MM	200	26660.039.016	ST4,8X70MM	100	26660.048.070	ST6,3X100MM*	250	26660.063.100
ST3,9X19MM	200	26660.039.019	ST4,8X80MM*	250	26660.048.080			

- Warning: electroplating of these products may cause hydrogen embrittlement.

26670 Cross recessed pan head tapping screw Phillips / Pancilinderplaatschroef met Phillips kruisgleuf / Vis à tôle à tête cylindrique bombée large à empreinte cruciforme Phillips — J01B

Thread Self tapping thread — DIN 7981 C-H
Material Steel — ISO 7049 C-H
Surface treatment Zinc plated



d x L	✉	Art.number	d x L	✉	Art.number	d x L	✉	Art.number
ST2,9X6,5MM	2.000	26670.029.006	ST3,5X22MM	2.000	26670.035.022	ST4,2X25MM	1.000	26670.042.025
ST2,9X9,5MM	2.000	26670.029.009	ST3,5X25MM	2.000	26670.035.025	ST4,2X32MM	500	26670.042.032
ST2,9X13MM	2.000	26670.029.013				ST4,2X50MM	500	26670.042.050
ST2,9X16MM	2.000	26670.029.016	ST3,9X9,5MM	1.000	26670.039.009			
ST2,9X19MM	2.000	26670.029.019	ST3,9X16MM	1.000	26670.039.016	ST4,8X13MM	1.000	26670.048.013
						ST4,8X16MM	1.000	26670.048.016
ST3,5X6,5MM	2.000	26670.035.006	ST4,2X9,5MM	1.000	26670.042.009	ST4,8X19MM	1.000	26670.048.019
ST3,5X9,5MM	2.000	26670.035.009	ST4,2X13MM	1.000	26670.042.013	ST4,8X25MM	1.000	26670.048.025
ST3,5X13MM	2.000	26670.035.013	ST4,2X16MM	1.000	26670.042.016	ST4,8X32MM	500	26670.048.032
ST3,5X16MM	2.000	26670.035.016	ST4,2X19MM	1.000	26670.042.019	ST4,8X38MM	500	26670.048.038
ST3,5X19MM	2.000	26670.035.019						

- Warning: electroplating of these products may cause hydrogen embrittlement.

26760 Cross recessed pan head tapping screw Pozidriv / Pancilinderplaatschroef met Pozidriv kruisgleuf / Vis à tôle à tête cylindrique bombée large à empreinte cruciforme Pozidriv — J01A

Thread Self tapping thread — DIN 7981 C-Z
Material Steel — ISO 7049 C-Z
Surface treatment Zinc plated — NF E25-658 C



d x L	✉	Art.number	d x L	✉	Art.number	d x L	✉	Art.number
ST2,2X4,5MM*	2.000	26760.022.004	ST2,2X9,5MM*	2.000	26760.022.009	ST2,2X19MM*	2.000	26760.022.019
ST2,2X6,5MM	200	26760.022.006	ST2,2X13MM*	2.000	26760.022.013	ST2,2X22MM*	2.000	26760.022.022
ST2,2X8MM*	1.000	26760.022.008	ST2,2X16MM*	2.000	26760.022.016			

26760 Cross recessed pan head tapping screw Pozidriv / Pancilinderplaatschroef met Pozidriv kruisgleuf / Vis à tôle à tête cylindrique bombée large à empreinte cruciforme Pozidriv

d x L	✉	Art.number	d x L	✉	Art.number	d x L	✉	Art.number
ST2,9X4,5MM*	1.000	26760.029.004	ST4,2X8MM*	1.000	26760.042.008	ST4,8X110MM*	250	26760.048.110
ST2,9X6,5MM	200	26760.029.006	ST4,2X9,5MM	200	26760.042.009	ST4,8X120MM*	250	26760.048.120
ST2,9X8MM*	1.000	26760.029.008	ST4,2X13MM	200	26760.042.013			
ST2,9X9,5MM	200	26760.029.009	ST4,2X16MM	200	26760.042.016	ST5,5X13MM	200	26760.055.013
ST2,9X13MM	200	26760.029.013	ST4,2X19MM	200	26760.042.019	ST5,5X16MM	200	26760.055.016
ST2,9X16MM	200	26760.029.016	ST4,2X22MM*	500	26760.042.022	ST5,5X19MM	200	26760.055.019
ST2,9X19MM	200	26760.029.019	ST4,2X25MM	200	26760.042.025	ST5,5X22MM*	500	26760.055.022
ST2,9X22MM*	2.000	26760.029.022	ST4,2X32MM	200	26760.042.032	ST5,5X25MM	100	26760.055.025
ST2,9X25MM	200	26760.029.025	ST4,2X38MM	200	26760.042.038	ST5,5X32MM	100	26760.055.032
ST2,9X32MM*	1.000	26760.029.032	ST4,2X45MM	200	26760.042.045	ST5,5X38MM	100	26760.055.038
ST2,9X38MM*	1.000	26760.029.038	ST4,2X50MM	200	26760.042.050	ST5,5X45MM	100	26760.055.045
			ST4,2X57MM*	250	26760.042.057	ST5,5X50MM	100	26760.055.050
ST3,5X6,5MM	200	26760.035.006	ST4,2X60MM*	250	26760.042.060	ST5,5X60MM*	250	26760.055.060
ST3,5X8MM*	1.000	26760.035.008	ST4,2X63MM*	250	26760.042.063	ST5,5X63MM*	200	26760.055.063
ST3,5X9,5MM	200	26760.035.009	ST4,2X70MM*	250	26760.042.070	ST5,5X70MM*	250	26760.055.070
ST3,5X13MM	200	26760.035.013	ST4,2X80MM*	250	26760.042.080	ST5,5X75MM*	200	26760.055.075
ST3,5X16MM	200	26760.035.016				ST5,5X80MM*	250	26760.055.080
ST3,5X19MM	200	26760.035.019	ST4,8X9,5MM	200	26760.048.009			
ST3,5X22MM*	1.000	26760.035.022	ST4,8X13MM	200	26760.048.013	ST6,3X13MM	100	26760.063.013
ST3,5X25MM	200	26760.035.025	ST4,8X16MM	200	26760.048.016	ST6,3X16MM	100	26760.063.016
ST3,5X32MM	200	26760.035.032	ST4,8X19MM	200	26760.048.019	ST6,3X19MM	100	26760.063.019
ST3,5X38MM	200	26760.035.038	ST4,8X22MM*	500	26760.048.022	ST6,3X22MM*	250	26760.063.022
ST3,5X45MM*	500	26760.035.045	ST4,8X25MM	200	26760.048.025	ST6,3X25MM	100	26760.063.025
ST3,5X50MM*	500	26760.035.050	ST4,8X32MM	100	26760.048.032	ST6,3X32MM	100	26760.063.032
			ST4,8X38MM	100	26760.048.038	ST6,3X38MM	100	26760.063.038
ST3,9X6,5MM	2.000	26760.039.006	ST4,8X45MM	100	26760.048.045	ST6,3X45MM	100	26760.063.045
ST3,9X9,5MM	200	26760.039.009	ST4,8X50MM	100	26760.048.050	ST6,3X50MM	100	26760.063.050
ST3,9X13MM	200	26760.039.013	ST4,8X57MM*	250	26760.048.057	ST6,3X57MM*	200	26760.063.057
ST3,9X16MM	200	26760.039.016	ST4,8X60MM*	250	26760.048.060	ST6,3X60MM*	250	26760.063.060
ST3,9X19MM	200	26760.039.019	ST4,8X63MM*	250	26760.048.063	ST6,3X63MM*	200	26760.063.063
ST3,9X22MM*	500	26760.039.022	ST4,8X70MM*	250	26760.048.070	ST6,3X70MM*	250	26760.063.070
ST3,9X25MM	200	26760.039.025	ST4,8X75MM*	200	26760.048.075	ST6,3X75MM*	200	26760.063.075
ST3,9X32MM*	100	26760.039.032	ST4,8X80MM*	250	26760.048.080	ST6,3X80MM*	250	26760.063.080
ST3,9X38MM*	500	26760.039.038	ST4,8X90MM*	250	26760.048.090	ST6,3X90MM*	250	26760.063.090
			ST4,8X100MM*	250	26760.048.100	ST6,3X100MM*	250	26760.063.100

- Warning: electroplating of these products may cause hydrogen embrittlement.

51660 Cross recessed pan head tapping screw Phillips / Pancilinderplaatschroef met Phillips kruisgleuf / Vis à tôle à tête cylindrique bombée large à empreinte cruciforme Phillips

R01A

Thread Self tapping thread DIN 7981 C-H
Material Stainless steel A2 ISO 7049 C-H

RoHS



d x L	✉	Art.number	d x L	✉	Art.number	d x L	✉	Art.number
ST2,2X4,5MM	1.000	51660.022.004	ST3,9X9,5MM	200	51660.039.009	ST4,8X22MM	200	51660.048.022
ST2,2X6,5MM	1.000	51660.022.006	ST3,9X13MM	200	51660.039.013	ST4,8X25MM	200	51660.048.025
ST2,2X9,5MM	1.000	51660.022.009	ST3,9X16MM	200	51660.039.016	ST4,8X32MM	200	51660.048.032
ST2,2X13MM	1.000	51660.022.013	ST3,9X19MM	200	51660.039.019	ST4,8X35MM	500	51660.048.035
ST2,2X16MM*	1.000	51660.022.016	ST3,9X22MM	200	51660.039.022	ST4,8X38MM	200	51660.048.038
ST2,2X19MM	1.000	51660.022.019	ST3,9X25MM	200	51660.039.025	ST4,8X45MM	200	51660.048.045
ST2,2X22MM	1.000	51660.022.022	ST3,9X28MM*	1.000	51660.039.028	ST4,8X50MM	200	51660.048.050
ST2,2X25MM	1.000	51660.022.025	ST3,9X32MM	200	51660.039.032	ST4,8X55MM	200	51660.048.055
			ST3,9X38MM	200	51660.039.038	ST4,8X60MM	200	51660.048.060
ST2,9X6,5MM	200	51660.029.006	ST3,9X45MM	500	51660.039.045	ST4,8X70MM	200	51660.048.070
ST2,9X9,5MM	200	51660.029.009	ST3,9X50MM*	500	51660.039.050	ST4,8X80MM	200	51660.048.080
ST2,9X13MM	200	51660.029.013	ST3,9X60MM*	500	51660.039.060	ST4,8X90MM	200	51660.048.090
ST2,9X16MM	200	51660.029.016	ST3,9X70MM*	500	51660.039.070	ST4,8X100MM	100	51660.048.100
ST2,9X19MM	200	51660.029.019				ST4,8X120MM	200	51660.048.120
ST2,9X22MM	200	51660.029.022	ST4,2X6,5MM	200	51660.042.006			
ST2,9X25MM	200	51660.029.025	ST4,2X9,5MM	200	51660.042.009	ST5,5X13MM	200	51660.055.013
ST2,9X32MM	1.000	51660.029.032	ST4,2X13MM	200	51660.042.013	ST5,5X16MM	200	51660.055.016
ST2,9X38MM	500	51660.029.038	ST4,2X16MM	200	51660.042.016	ST5,5X19MM	200	51660.055.019
			ST4,2X19MM	200	51660.042.019	ST5,5X22MM	200	51660.055.022
ST3,5X6,5MM	200	51660.035.006	ST4,2X22MM	200	51660.042.022	ST5,5X25MM	200	51660.055.025
ST3,5X9,5MM	200	51660.035.009	ST4,2X25MM	200	51660.042.025	ST5,5X32MM	100	51660.055.032
ST3,5X13MM	200	51660.035.013	ST4,2X32MM	200	51660.042.032	ST5,5X38MM	100	51660.055.038
ST3,5X16MM	200	51660.035.016	ST4,2X38MM	200	51660.042.038	ST5,5X40MM*	500	51660.055.040
ST3,5X19MM	200	51660.035.019	ST4,2X45MM	200	51660.042.045	ST5,5X42MM	500	51660.055.042
ST3,5X22MM	200	51660.035.022	ST4,2X50MM	200	51660.042.050	ST5,5X45MM	100	51660.055.045
ST3,5X25MM	200	51660.035.025	ST4,2X55MM*	200	51660.042.055	ST5,5X50MM	100	51660.055.050
ST3,5X32MM	200	51660.035.032	ST4,2X60MM	200	51660.042.060	ST5,5X55MM*	200	51660.055.055
ST3,5X38MM	200	51660.035.038	ST4,2X70MM	200	51660.042.070	ST5,5X60MM	200	51660.055.060
ST3,5X45MM	500	51660.035.045	ST4,2X80MM	200	51660.042.080	ST5,5X70MM	200	51660.055.070
ST3,5X50MM*	500	51660.035.050				ST5,5X80MM*	100	51660.055.080
ST3,5X60MM*	500	51660.035.060	ST4,8X9,5MM	200	51660.048.009	ST5,5X90MM*	200	51660.055.090
ST3,5X70MM*	500	51660.035.070	ST4,8X13MM	200	51660.048.013	ST5,5X100MM*	200	51660.055.100
			ST4,8X16MM	200	51660.048.016	ST5,5X120MM*	200	51660.055.120
ST3,9X6,5MM	1.000	51660.039.006	ST4,8X19MM	200	51660.048.019			

51660 Cross recessed pan head tapping screw Phillips / Pancilinderplaatschroef met Phillips kruisgleuf / Vis à tôle à tête cylindrique bombée large à empreinte cruciforme Phillips

d x L	✉	Art.number	d x L	✉	Art.number	d x L	✉	Art.number
ST6,3X13MM	100	51660.063.013	ST6,3X32MM	100	51660.063.032	ST6,3X70MM	200	51660.063.070
ST6,3X16MM	100	51660.063.016	ST6,3X38MM	100	51660.063.038	ST6,3X80MM	200	51660.063.080
ST6,3X19MM	100	51660.063.019	ST6,3X45MM	100	51660.063.045	ST6,3X90MM*	200	51660.063.090
ST6,3X22MM	100	51660.063.022	ST6,3X50MM	100	51660.063.050	ST6,3X100MM*	200	51660.063.100
ST6,3X25MM	100	51660.063.025	ST6,3X60MM	200	51660.063.060	ST6,3X120MM*	200	51660.063.120

51661 Cross recessed pan head tapping screw Pozidriv / Pancilinderplaatschroef met Pozidriv kruisgleuf / Vis à tôle à tête cylindrique bombée large à empreinte cruciforme Pozidriv

R01A

Thread Self tapping thread
Material Stainless steel A2

DIN 7981 C-Z
ISO 7049 C-Z
NF E25-658 C



d x L	✉	Art.number	d x L	✉	Art.number	d x L	✉	Art.number
ST2,2X6,5MM	1.000	51661.022.006	ST3,9X32MM	200	51661.039.032	ST4,8X70MM*	200	51661.048.070
ST2,2X9,5MM*	1.000	51661.022.009	ST3,9X38MM	200	51661.039.038	ST4,8X80MM*	200	51661.048.080
ST2,2X13MM*	1.000	51661.022.013	ST3,9X45MM*	500	51661.039.045	ST4,8X90MM	200	51661.048.090
ST2,2X16MM*	1.000	51661.022.016	ST3,9X50MM*	500	51661.039.050	ST4,8X100MM*	200	51661.048.100
			ST3,9X60MM*	200	51661.039.060			
ST2,9X4,5MM*	1.000	51661.029.004	ST3,9X70MM*	200	51661.039.070	ST5,5X13MM*	1.000	51661.055.013
ST2,9X6,5MM	200	51661.029.006				ST5,5X16MM*	1.000	51661.055.016
ST2,9X9,5MM	200	51661.029.009	ST4,2X9,5MM	200	51661.042.009	ST5,5X19MM	200	51661.055.019
ST2,9X13MM	200	51661.029.013	ST4,2X13MM	200	51661.042.013	ST5,5X22MM*	1.000	51661.055.022
ST2,9X16MM	200	51661.029.016	ST4,2X16MM	200	51661.042.016	ST5,5X25MM	200	51661.055.025
ST2,9X19MM	200	51661.029.019	ST4,2X19MM	200	51661.042.019	ST5,5X32MM	100	51661.055.032
ST2,9X22MM*	1.000	51661.029.022	ST4,2X22MM*	1.000	51661.042.022	ST5,5X38MM	100	51661.055.038
ST2,9X25MM	200	51661.029.025	ST4,2X25MM	200	51661.042.025	ST5,5X45MM*	100	51661.055.045
ST2,9X32MM*	1.000	51661.029.032	ST4,2X32MM	200	51661.042.032	ST5,5X50MM	100	51661.055.050
			ST4,2X38MM	200	51661.042.038	ST5,5X60MM*	200	51661.055.060
ST3,5X6,5MM	200	51661.035.006	ST4,2X45MM	200	51661.042.045	ST5,5X70MM*	200	51661.055.070
ST3,5X9,5MM	200	51661.035.009	ST4,2X50MM	200	51661.042.050	ST5,5X80MM*	200	51661.055.080
ST3,5X13MM	200	51661.035.013	ST4,2X60MM*	200	51661.042.060	ST5,5X90MM*	100	51661.055.090
ST3,5X16MM	200	51661.035.016	ST4,2X70MM*	200	51661.042.070	ST5,5X100MM*	200	51661.055.100
ST3,5X19MM	200	51661.035.019						
ST3,5X22MM*	1.000	51661.035.022	ST4,8X9,5MM	200	51661.048.009	ST6,3X13MM*	500	51661.063.013
ST3,5X25MM	200	51661.035.025	ST4,8X13MM	200	51661.048.013	ST6,3X16MM*	100	51661.063.016
ST3,5X32MM	200	51661.035.032	ST4,8X16MM	200	51661.048.016	ST6,3X19MM	100	51661.063.019
ST3,5X38MM	200	51661.035.038	ST4,8X19MM	200	51661.048.019	ST6,3X22MM*	500	51661.063.022
			ST4,8X22MM*	1.000	51661.048.022	ST6,3X25MM	100	51661.063.025
ST3,9X6,5MM*	1.000	51661.039.006	ST4,8X25MM	200	51661.048.025	ST6,3X32MM	100	51661.063.032
ST3,9X9,5MM	200	51661.039.009	ST4,8X32MM	200	51661.048.032	ST6,3X38MM	100	51661.063.038
ST3,9X13MM	200	51661.039.013	ST4,8X38MM	200	51661.048.038	ST6,3X45MM*	200	51661.063.045
ST3,9X16MM	200	51661.039.016	ST4,8X45MM*	200	51661.048.045	ST6,3X50MM	100	51661.063.050
ST3,9X19MM	200	51661.039.019	ST4,8X50MM	200	51661.048.050	ST6,3X60MM*	200	51661.063.060
ST3,9X22MM*	1.000	51661.039.022	ST4,8X55MM*	200	51661.048.055	ST6,3X70MM*	200	51661.063.070
ST3,9X25MM	200	51661.039.025	ST4,8X60MM*	200	51661.048.060	ST6,3X80MM*	200	51661.063.080

51670 Cross recessed pan head tapping screw Phillips / Pancilinderplaatschroef met Phillips kruisgleuf / Vis à tôle à tête cylindrique bombée large à empreinte cruciforme Phillips

R01A

Thread Self tapping thread
Material Stainless steel A2

DIN 7981 C-H
ISO 7049 C-H



d x L	✉	Art.number	d x L	✉	Art.number	d x L	✉	Art.number
ST3,5X9,5MM	1.000	51670.035.009	ST4,2X32MM	1.000	51670.042.032	ST4,8X16MM	1.000	51670.048.016
			ST4,2X38MM*	500	51670.042.038	ST4,8X19MM	1.000	51670.048.019
ST4,2X13MM	1.000	51670.042.013	ST4,2X50MM	1.000	51670.042.050	ST4,8X25MM	1.000	51670.048.025
ST4,2X16MM	1.000	51670.042.016				ST4,8X38MM*	500	51670.048.038
ST4,2X19MM	1.000	51670.042.019	ST4,8X9,5MM	1.000	51670.048.009	ST4,8X50MM	500	51670.048.050
ST4,2X25MM	1.000	51670.042.025	ST4,8X13MM	1.000	51670.048.013			

55660 Cross recessed pan head tapping screw Phillips / Pancilinderplaatschroef met Phillips kruisgleuf / Vis à tôle à tête cylindrique bombée large à empreinte cruciforme Phillips

R41A

Thread Self tapping thread
Material Stainless steel A4

DIN 7981 C-H
ISO 7049 C-H



d x L	✉	Art.number	d x L	✉	Art.number	d x L	✉	Art.number
ST2,2X6,5MM	1.000	55660.022.006	ST2,2X22MM*	1.000	55660.022.022	ST2,9X9,5MM	200	55660.029.009
ST2,2X9,5MM*	1.000	55660.022.009				ST2,9X13MM	200	55660.029.013
ST2,2X13MM*	1.000	55660.022.013	ST2,9X6,5MM	200	55660.029.006	ST2,9X16MM	200	55660.029.016

55660 Cross recessed pan head tapping screw Phillips / Pancilinderplaatschroef met Phillips kruisgleuf / Vis à tôle à tête cylindrique bombée large à empreinte cruciforme Phillips

d x L	✉	Art.number	d x L	✉	Art.number	d x L	✉	Art.number
ST2,9X19MM	200	55660.029.019	ST4,2X13MM	200	55660.042.013	ST5,5X19MM	200	55660.055.019
ST2,9X22MM*	1.000	55660.029.022	ST4,2X16MM	200	55660.042.016	ST5,5X22MM	200	55660.055.022
ST2,9X25MM	1.000	55660.029.025	ST4,2X19MM	200	55660.042.019	ST5,5X25MM	200	55660.055.025
ST2,9X32MM*	1.000	55660.029.032	ST4,2X22MM	200	55660.042.022	ST5,5X32MM	100	55660.055.032
			ST4,2X25MM	200	55660.042.025	ST5,5X38MM	100	55660.055.038
ST3,5X6,5MM*	1.000	55660.035.006	ST4,2X32MM	200	55660.042.032	ST5,5X45MM	100	55660.055.045
ST3,5X9,5MM	200	55660.035.009	ST4,2X38MM	200	55660.042.038	ST5,5X50MM	100	55660.055.050
ST3,5X13MM	200	55660.035.013	ST4,2X45MM*	500	55660.042.045	ST5,5X60MM	200	55660.055.060
ST3,5X16MM	200	55660.035.016	ST4,2X50MM	200	55660.042.050	ST5,5X70MM*	200	55660.055.070
ST3,5X19MM	200	55660.035.019	ST4,2X60MM*	200	55660.042.060	ST5,5X80MM*	200	55660.055.080
ST3,5X22MM	200	55660.035.022	ST4,2X70MM*	200	55660.042.070	ST5,5X90MM*	200	55660.055.090
ST3,5X25MM	200	55660.035.025				ST5,5X100MM*	200	55660.055.100
ST3,5X32MM	200	55660.035.032	ST4,8X9,5MM	1.000	55660.048.009			
ST3,5X38MM	1.000	55660.035.038	ST4,8X13MM	200	55660.048.013	ST6,3X13MM	100	55660.063.013
			ST4,8X16MM	200	55660.048.016	ST6,3X16MM	100	55660.063.016
ST3,9X6,5MM*	1.000	55660.039.006	ST4,8X19MM	200	55660.048.019	ST6,3X19MM	100	55660.063.019
ST3,9X9,5MM	200	55660.039.009	ST4,8X22MM	200	55660.048.022	ST6,3X22MM	100	55660.063.022
ST3,9X13MM	200	55660.039.013	ST4,8X25MM	200	55660.048.025	ST6,3X25MM	100	55660.063.025
ST3,9X16MM	200	55660.039.016	ST4,8X32MM	200	55660.048.032	ST6,3X32MM	100	55660.063.032
ST3,9X19MM	200	55660.039.019	ST4,8X38MM	200	55660.048.038	ST6,3X38MM	100	55660.063.038
ST3,9X22MM*	1.000	55660.039.022	ST4,8X45MM	200	55660.048.045	ST6,3X45MM	100	55660.063.045
ST3,9X25MM	200	55660.039.025	ST4,8X50MM	200	55660.048.050	ST6,3X50MM	100	55660.063.050
ST3,9X32MM*	1.000	55660.039.032	ST4,8X60MM*	200	55660.048.060	ST6,3X60MM*	200	55660.063.060
ST3,9X38MM	500	55660.039.038	ST4,8X70MM	200	55660.048.070	ST6,3X70MM*	200	55660.063.070
ST3,9X45MM*	500	55660.039.045	ST4,8X80MM*	200	55660.048.080	ST6,3X80MM*	200	55660.063.080
ST3,9X50MM*	500	55660.039.050				ST6,3X90MM*	200	55660.063.090
			ST5,5X13MM	200	55660.055.013	ST6,3X100MM*	200	55660.063.100
ST4,2X9,5MM	200	55660.042.009	ST5,5X16MM	200	55660.055.016			

55661 Cross recessed pan head tapping screw Pozidriv / Pancilinderplaatschroef met Pozidriv kruisgleuf / Vis à tôle à tête cylindrique bombée large à empreinte cruciforme Pozidriv

R41A

Thread Self tapping thread
Material Stainless steel A4

DIN 7981 C-Z
ISO 7049 C-Z
NF E25-658 C

RoHS



d x L	✉	Art.number	d x L	✉	Art.number	d x L	✉	Art.number
ST2,2X6,5MM*	1.000	55661.022.006	ST3,9X25MM*	1.000	55661.039.025	ST4,8X80MM*	200	55661.048.080
ST2,2X9,5MM*	1.000	55661.022.009	ST3,9X32MM*	1.000	55661.039.032	ST4,8X100MM*	200	55661.048.100
ST2,2X13MM*	1.000	55661.022.013	ST3,9X38MM*	500	55661.039.038			
ST2,2X16MM*	1.000	55661.022.016	ST3,9X45MM*	500	55661.039.045	ST5,5X13MM*	1.000	55661.055.013
ST2,2X19MM*	1.000	55661.022.019	ST3,9X50MM*	500	55661.039.050	ST5,5X16MM*	1.000	55661.055.016
						ST5,5X19MM*	1.000	55661.055.019
ST2,9X6,5MM*	1.000	55661.029.006	ST4,2X9,5MM*	1.000	55661.042.009	ST5,5X22MM*	1.000	55661.055.022
ST2,9X9,5MM*	1.000	55661.029.009	ST4,2X13MM*	1.000	55661.042.013	ST5,5X25MM*	500	55661.055.025
ST2,9X13MM*	1.000	55661.029.013	ST4,2X16MM*	1.000	55661.042.016	ST5,5X32MM*	500	55661.055.032
ST2,9X16MM*	1.000	55661.029.016	ST4,2X19MM*	1.000	55661.042.019	ST5,5X38MM*	500	55661.055.038
ST2,9X19MM*	1.000	55661.029.019	ST4,2X22MM*	1.000	55661.042.022	ST5,5X45MM*	200	55661.055.045
ST2,9X22MM*	1.000	55661.029.022	ST4,2X25MM*	1.000	55661.042.025	ST5,5X50MM*	200	55661.055.050
ST2,9X25MM*	1.000	55661.029.025	ST4,2X32MM*	500	55661.042.032	ST5,5X60MM*	200	55661.055.060
2,9X22MM*	1.000	55661.029.032	ST4,2X38MM*	500	55661.042.038	ST5,5X70MM*	200	55661.055.070
			ST4,2X45MM*	500	55661.042.045	ST5,5X80MM*	200	55661.055.080
ST3,5X6,5MM*	1.000	55661.035.006	ST4,2X50MM*	200	55661.042.050	ST5,5X100MM*	200	55661.055.100
ST3,5X9,5MM	1.000	55661.035.009	ST4,2X60MM*	200	55661.042.060			
ST3,5X13MM*	1.000	55661.035.013	ST4,2X70MM*	200	55661.042.070	ST6,3X13MM*	500	55661.063.013
ST3,5X16MM*	1.000	55661.035.016				ST6,3X16MM*	500	55661.063.016
ST3,5X19MM*	1.000	55661.035.019	ST4,8X9MM*	1.000	55661.048.009	ST6,3X19MM*	500	55661.063.019
ST3,5X22MM*	1.000	55661.035.022	ST4,8X13MM	1.000	55661.048.013	ST6,3X22MM*	500	55661.063.022
ST3,5X25MM*	1.000	55661.035.025	ST4,8X16MM	1.000	55661.048.016	ST6,3X25MM*	200	55661.063.025
ST3,5X32MM*	1.000	55661.035.032	ST4,8X19MM*	1.000	55661.048.019	ST6,3X32MM*	200	55661.063.032
ST3,5X38MM*	1.000	55661.035.038	ST4,8X22MM*	1.000	55661.048.022	ST6,3X38MM*	200	55661.063.038
			ST4,8X25MM*	500	55661.048.025	ST6,3X45MM*	200	55661.063.045
3,9X6,5MM*	1.000	55661.039.006	ST4,8X32MM*	500	55661.048.032	ST6,3X50MM*	200	55661.063.050
ST3,9X9,5MM*	1.000	55661.039.009	ST4,8X38MM*	500	55661.048.038	ST6,3X60MM*	200	55661.063.060
ST3,9X13MM*	1.000	55661.039.013	ST4,8X45MM*	200	55661.048.045	ST6,3X70MM*	200	55661.063.070
ST3,9X16MM*	1.000	55661.039.016	ST4,8X50MM*	200	55661.048.050	ST6,3X80MM*	200	55661.063.080
ST3,9X19MM*	1.000	55661.039.019	4,8X60MM*	200	55661.048.060	ST6,3X100MM*	200	55661.063.100
ST3,9X22MM*	1.000	55661.039.022	ST4,8X70MM*	200	55661.048.070			

Cross recessed pan head tapping screw with flat end

Pancilinderplaatschroef met kruisgleuf zonder punt din 7981F / Vis à tôle à tête cylindrique bombée à empreinte cruciforme sans pointe din 7981F

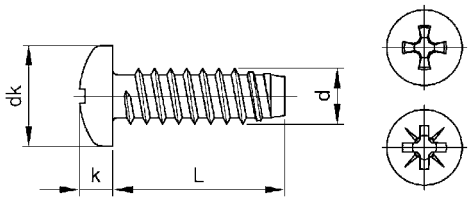

DIN 7981
ISO 7049

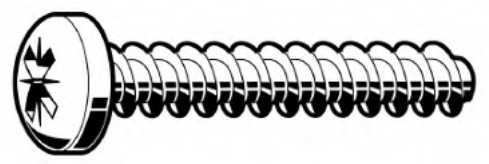

Technical Data

d	d_k	k	No. cross recess	P
ST2.2	4.2	1.8	1	0.80
ST2.9	5.6	2.2	1	1.10
ST3.5	6.9	2.6	2	1.30
ST3.9	7.5	2.8	2	1.40
ST4.2	8.2	3.05	2	1.40
ST4.8	9.5	3.55	2	1.60
ST5.5	10.8	3.95	3	1.80
ST6.3	12.5	4.55	3	1.80

Article groups

Thread	Driving features	Material	Surface treatment	Code	Page
ST	Phillips	St.	Ni.pl.	26300	6-143
ST	Phillips	St.	ZPL	26765	6-143
ST	Pozidriv	St.	ZPL	26766	6-144
ST	Pozidriv	St.	ZPL BLCK	26767	6-144
ST	Pozidriv	St.st. A2		51676	6-145
ST	Phillips	St.st. A2		51677	6-145

26300 Cross recessed pan head tapping screw with flat end Phillips / Pancilinderplaatschroef met kruisgleuf zonder punt Phillips / Vis à tôle à tête cylindrique bombée à empreinte cruciforme sans pointe Phillips — J03B

Thread Self tapping thread
Material Steel
Surface treatment Nickel plated

DIN 7981 F-H
ISO 7049 F-H

RoHS



d x L	✉	Art.number	d x L	✉	Art.number	d x L	✉	Art.number
ST2,2X4,5MM	2.000	26300.022.004	ST2,9X16MM	2.000	26300.029.016	ST3,5X19MM	1.000	26300.035.019
ST2,2X6,5MM	2.000	26300.022.006	ST2,9X19MM	2.000	26300.029.019			
						ST4,2X9,5MM	1.000	26300.042.009
ST2,9X4,5MM	2.000	26300.029.004	ST3,5X6,5MM	2.000	26300.035.006	ST4,2X13MM	1.000	26300.042.013
ST2,9X6,5MM	2.000	26300.029.006	ST3,5X8MM	2.000	26300.035.008	ST4,2X16MM	1.000	26300.042.016
ST2,9X8MM	2.000	26300.029.008	ST3,5X9,5MM	2.000	26300.035.009			
ST2,9X9,5MM	2.000	26300.029.009	ST3,5X13MM	2.000	26300.035.013	ST4,8X13MM	1.000	26300.048.013
ST2,9X13MM	2.000	26300.029.013	ST3,5X16MM	1.000	26300.035.016			

- Warning: electroplating of these products may cause hydrogen embrittlement.

26765 Cross recessed pan head tapping screw with flat end Phillips / Pancilinderplaatschroef met kruisgleuf zonder punt Phillips / Vis à tôle à tête cylindrique bombée à empreinte cruciforme sans pointe Phillips — J01A

Thread Self tapping thread
Material Steel
Surface treatment Zinc plated

DIN 7981 F-H
ISO 7049 F-H

RoHS



d x L	✉	Art.number	d x L	✉	Art.number	d x L	✉	Art.number
2,2X4MM*	2.000	26765.022.004	2,9X19MM*	2.000	26765.029.019			
2,2X9,5MM*	2.000	26765.022.009	2,9X22MM*	2.000	26765.029.022	3,9X6,5MM*	1.000	26765.039.006
2,2X13MM*	2.000	26765.022.013				3,9X9,5MM*	1.000	26765.039.009
2,2X16MM*	2.000	26765.022.016	3,5X6,5MM*	1.000	26765.035.006	3,9X13MM*	1.000	26765.039.013
			3,5X9,5MM*	2.000	26765.035.009	3,9X16MM*	1.000	26765.039.016
2,9X4MM*	2.000	26765.029.004	3,5X13MM*	1.000	26765.035.013	3,9X19MM*	1.000	26765.039.019
2,9X6,5MM*	2.000	26765.029.006	3,5X16MM*	1.000	26765.035.016	3,9X22MM*	1.000	26765.039.022
2,9X9,5MM*	2.000	26765.029.009	3,5X19MM*	1.000	26765.035.019	3,9X25MM*	1.000	26765.039.025
2,9X13MM*	2.000	26765.029.013	3,5X22MM*	1.000	26765.035.022			
2,9X16MM*	2.000	26765.029.016	3,5X25MM*	1.000	26765.035.025	4,2X6MM*	1.000	26765.042.006

FABORY

26765 Cross recessed pan head tapping screw with flat end Phillips / Pancilinderplaatschroef met kruisgleuf zonder punt Phillips / Vis à tôle à tête cylindrique bombée à empreinte cruciforme sans pointe Phillips

d x L	✉	Art.number	d x L	✉	Art.number	d x L	✉	Art.number
4,2X9,5MM*	1.000	26765.042.009	4,8X9MM*	500	26765.048.009	5,5X13MM*	500	26765.055.013
4,2X13MM	1.000	26765.042.013	4,8X13MM	500	26765.048.013	5,5X16MM*	500	26765.055.016
4,2X16MM*	1.000	26765.042.016	4,8X16MM*	500	26765.048.016	5,5X19MM*	500	26765.055.019
4,2X19MM*	1.000	26765.042.019	4,8X19,5MM*	500	26765.048.019	5,5X22MM*	500	26765.055.022
4,2X22MM*	1.000	26765.042.022	4,8X22MM*	500	26765.048.022	5,5X32MM*	250	26765.055.032
4,2X25MM*	1.000	26765.042.025	4,8X25MM*	500	26765.048.025	5,5X38MM*	250	26765.055.038
4,2X32MM*	1.000	26765.042.032	4,8X32MM*	500	26765.048.032			
			4,8X38MM*	500	26765.048.038	6,3X13MM*	250	26765.063.013
4,8X6MM*	1.000	26765.048.006				6,3X16MM*	250	26765.063.016

26766 Cross recessed pan head tapping screw with flat end Pozidriv / Pancilinderplaatschroef met kruisgleuf zonder punt Pozidriv / Vis à tôle à tête cylindrique bombée à empreinte cruciforme sans pointe Pozidriv J01A

Thread Self tapping thread DIN 7981 F-Z
Material Steel ISO 7049 F-Z
Surface treatment Zinc plated



d x L	✉	Art.number	d x L	✉	Art.number	d x L	✉	Art.number
ST2,2X3MM*	1.000	26766.022.003	ST3,5X9,5MM*	1.000	26766.035.009	ST4,2X25MM*	1.000	26766.042.025
ST2,2X4,5MM*	1.000	26766.022.004	ST3,5X13MM*	1.000	26766.035.013	ST4,2X32MM*	500	26766.042.032
ST2,2X6,5MM*	1.000	26766.022.006	ST3,5X16MM*	1.000	26766.035.016			
ST2,2X8MM*	1.000	26766.022.008	ST3,5X19MM*	1.000	26766.035.019	ST4,8X6,5MM*	1.000	26766.048.006
ST2,2X9,5MM*	1.000	26766.022.009	ST3,5X22MM*	1.000	26766.035.022	ST4,8X8MM*	1.000	26766.048.008
ST2,2X13MM*	1.000	26766.022.013	ST3,5X25MM*	1.000	26766.035.025	ST4,8X9,5MM*	1.000	26766.048.009
			ST3,5X32MM*	1.000	26766.035.032	ST4,8X13MM*	1.000	26766.048.013
ST2,9X4,5MM*	1.000	26766.029.004				ST4,8X16MM*	1.000	26766.048.016
ST2,9X6,5MM*	1.000	26766.029.006	ST3,9X6,5MM*	1.000	26766.039.006	ST4,8X19MM*	1.000	26766.048.019
ST2,9X8MM*	1.000	26766.029.008	ST3,9X9,5MM*	1.000	26766.039.009	ST4,8X22MM*	500	26766.048.022
ST2,9X9,5MM*	1.000	26766.029.009	ST3,9X13MM*	1.000	26766.039.013	ST4,8X25MM*	500	26766.048.025
ST2,9X13MM*	1.000	26766.029.013	ST3,9X16MM*	1.000	26766.039.016	ST4,8X32MM*	500	26766.048.032
ST2,9X16MM*	1.000	26766.029.016	ST3,9X19MM*	1.000	26766.039.019			
ST2,9X19MM*	1.000	26766.029.019				ST5,5X13MM*	1.000	26766.055.013
ST2,9X25MM*	1.000	26766.029.025	ST4,2X6,5MM*	1.000	26766.042.006	ST5,5X16MM*	1.000	26766.055.016
ST2,9X32MM*	1.000	26766.029.032	ST4,2X8MM*	1.000	26766.042.008	ST5,5X19MM*	500	26766.055.019
			ST4,2X9,5MM*	1.000	26766.042.009	ST5,5X25MM*	500	26766.055.025
ST3,5X4,5MM*	1.000	26766.035.004	ST4,2X13MM*	1.000	26766.042.013			
ST3,5X6,5MM*	1.000	26766.035.006	ST4,2X16MM*	1.000	26766.042.016	ST6,3X13MM*	500	26766.063.013
ST3,5X8MM*	1.000	26766.035.008	ST4,2X19MM*	1.000	26766.042.019			

26767 Cross recessed pan head tapping screw with flat end Pozidriv / Pancilinderplaatschroef met kruisgleuf zonder punt Pozidriv / Vis à tôle à tête cylindrique bombée à empreinte cruciforme sans pointe Pozidriv J01A

Thread Self tapping thread DIN 7981 F-Z
Material Steel ISO 7049 F-Z
Surface treatment Zinc plated black passivated



d x L	✉	Art.number	d x L	✉	Art.number	d x L	✉	Art.number
ST2,2X3MM*	1.000	26767.022.003	ST3,5X8MM*	1.000	26767.035.008	ST4,2X25MM*	1.000	26767.042.025
ST2,2X4,5MM*	1.000	26767.022.004	ST3,5X9,5MM*	1.000	26767.035.009	ST4,2X32MM*	500	26767.042.032
ST2,2X6,5MM*	1.000	26767.022.006	ST3,5X13MM*	1.000	26767.035.013			
ST2,2X8MM*	1.000	26767.022.008	ST3,5X16MM*	1.000	26767.035.016	ST4,8X6,5MM*	1.000	26767.048.006
ST2,2X9,5MM*	1.000	26767.022.009	ST3,5X19MM*	1.000	26767.035.019	ST4,8X8MM*	1.000	26767.048.008
ST2,2X13MM*	1.000	26767.022.013	ST3,5X22MM*	1.000	26767.035.022	ST4,8X9,5MM*	1.000	26767.048.009
			ST3,5X25MM*	1.000	26767.035.025	ST4,8X13MM*	1.000	26767.048.013
ST2,9X4,5MM*	1.000	26767.029.004	ST3,5X32MM*	1.000	26767.035.032	ST4,8X16MM*	1.000	26767.048.016
ST2,9X6,5MM*	1.000	26767.029.006				ST4,8X19MM*	1.000	26767.048.019
ST2,9X8MM*	1.000	26767.029.008	ST3,9X6,5MM*	1.000	26767.039.006	ST4,8X22MM*	500	26767.048.022
ST2,9X9,5MM*	1.000	26767.029.009	ST3,9X9,5MM*	1.000	26767.039.009	ST4,8X25MM*	500	26767.048.025
ST2,9X13MM*	1.000	26767.029.013	ST3,9X13MM*	1.000	26767.039.013	ST4,8X32MM*	500	26767.048.032
ST2,9X16MM*	1.000	26767.029.016						
ST2,9X19MM*	1.000	26767.029.019	ST4,2X6,5MM*	1.000	26767.042.006	ST5,5X13MM*	1.000	26767.055.013
ST2,9X25MM*	1.000	26767.029.025	ST4,2X8MM*	1.000	26767.042.008	ST5,5X16MM*	1.000	26767.055.016
ST2,9X32MM*	1.000	26767.029.032	ST4,2X9,5MM*	1.000	26767.042.009	ST5,5X19MM*	500	26767.055.019
			ST4,2X13MM*	1.000	26767.042.013	ST5,5X25MM*	500	26767.055.025
ST3,5X4,5MM*	1.000	26767.035.004	ST4,2X16MM*	1.000	26767.042.016			
ST3,5X6,5MM*	1.000	26767.035.006	ST4,2X19MM*	1.000	26767.042.019	ST6,3X13MM*	500	26767.063.013

6

51676 **Cross recessed pan head tapping screw with flat end Pozidriv / Pancilinderplaatschroef met kruisgleuf zonder punt Pozidriv / Vis à tôle à tête cylindrique bombée à empreinte cruciforme sans pointe Pozidriv** **R01A**

Thread Self tapping thread DIN 7981 F-Z
Material Stainless steel A2 ISO 7049 F-Z



d x L	✉	Art.number	d x L	✉	Art.number	d x L	✉	Art.number
ST2,2X6,5MM*	1.000	51676.022.006	ST3,5X13MM*	1.000	51676.035.013	ST4,2X25MM*	1.000	51676.042.025
ST2,2X9,5MM*	1.000	51676.022.009	ST3,5X16MM*	1.000	51676.035.016	ST4,2X32MM*	500	51676.042.032
			ST3,5X19MM*	1.000	51676.035.019			
ST2,9X4,5MM*	1.000	51676.029.004				ST4,8X9,5MM*	1.000	51676.048.009
ST2,9X6,5MM*	1.000	51676.029.006	ST3,9X9,5MM*	1.000	51676.039.009	ST4,8X13MM*	1.000	51676.048.013
ST2,9X9,5MM*	1.000	51676.029.009	ST3,9X19MM*	1.000	51676.039.019	ST4,8X16MM*	1.000	51676.048.016
ST2,9X13MM*	1.000	51676.029.013	ST3,9X25MM*	1.000	51676.039.025	ST4,8X19MM*	1.000	51676.048.019
ST2,9X16MM*	1.000	51676.029.016				ST4,8X25MM*	500	51676.048.025
ST2,9X19MM*	1.000	51676.029.019	ST4,2X9,5MM*	1.000	51676.042.009			
			ST4,2X13MM*	1.000	51676.042.013	ST5,5X25MM*	500	51676.055.025
ST3,5X6,5MM*	1.000	51676.035.006	ST4,2X16MM*	1.000	51676.042.016			
ST3,5X9,5MM*	1.000	51676.035.009	ST4,2X19MM*	1.000	51676.042.019	ST6,3X13MM*	500	51676.063.013

51677 **Cross recessed pan head tapping screw with flat end Phillips / Pancilinderplaatschroef met kruisgleuf zonder punt Phillips / Vis à tôle à tête cylindrique bombée à empreinte cruciforme sans pointe Phillips** **R01A**

Thread Self tapping thread DIN 7981 F-H
Material Stainless steel A2 ISO 7049 F-H



d x L	✉	Art.number	d x L	✉	Art.number	d x L	✉	Art.number
ST2,9X6,5MM*	1.000	51677.029.006				ST4,8X22MM*	1.000	51677.048.022
ST2,9X16MM*	1.000	51677.029.016	ST3,9X9,5MM*	1.000	51677.039.009	ST4,8X32MM*	500	51677.048.032
			ST3,9X13MM*	1.000	51677.039.013	ST4,8X38MM*	500	51677.048.038
ST3,5X19MM*	1.000	51677.035.019	ST3,9X16MM*	1.000	51677.039.016	ST4,8X70MM*	500	51677.048.070
ST3,5X25MM*	1.000	51677.035.025	ST3,9X32MM*	1.000	51677.039.032			
ST3,5X32MM*	1.000	51677.035.032						

Hexalobular socket countersunk head tapping screw

Verzonken plaatschroef met T-ster / Vis à tôle à tête fraisée à six lobes internes

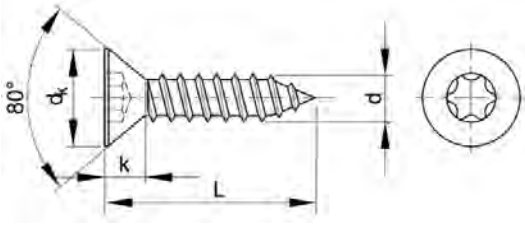

ISO **14586 C**
DIN ≈7982 C



Technical Data

d	d_k	k ≈	P	Socket
ST2.2	4.3	1.3	0.80	T6
ST2.9	5.5	1.7	1.10	T10
ST3.5	7.3	2.35	1.30	T15
ST3.9 (≠ISO)	7.5	2.3	1.30	T20
ST4.2	8.4	2.6	1.40	T20
ST4.8	9.3	2.8	1.60	T25
ST5.5	10.3	3	1.80	T25
ST6.3	11.3	3.15	1.80	T30

Article groups

Thread	Driving features	Material	Surface treatment	Code	Page
ST	Hexalobular	St.	ZPL	26521	6-146
ST	Hexalobular	St.	ZPL BLCK	26523	6-146
ST	Hexalobular	St.	ZPL	26525	6-146
ST	Hexalobular	St.st. A2		51683	6-147
ST	Hexalobular	St.st. A4		55683	6-147

26521 Hexalobular socket countersunk head tapping screw / Verzonken plaatschroef met T-ster / Vis à tôle à tête fraisée à six lobes internes — J03A

Thread Self tapping thread
Material Steel
Surface treatment Zinc plated



d x L	✉	Art.number	d x L	✉	Art.number	d x L	✉	Art.number
ST2,9X6,5MM	1.000	26521.029.006	ST4,2X9,5MM	500	26521.042.009			
ST2,9X9,5MM	200	26521.029.009	ST4,2X13MM	500	26521.042.013	ST5,5X13MM*	500	26521.055.013
ST2,9X13MM	200	26521.029.013	ST4,2X16MM	500	26521.042.016	ST5,5X16MM*	500	26521.055.016
ST2,9X16MM	500	26521.029.016	ST4,2X19MM	200	26521.042.019	ST5,5X19MM*	500	26521.055.019
ST2,9X19MM	500	26521.029.019	ST4,2X22MM	500	26521.042.022	ST5,5X22MM*	500	26521.055.022
ST2,9X22MM*	1.000	26521.029.022	ST4,2X25MM	500	26521.042.025	ST5,5X25MM*	500	26521.055.025
ST2,9X25MM*	1.000	26521.029.025	ST4,2X32MM	200	26521.042.032	ST5,5X32MM*	250	26521.055.032
			ST4,2X38MM	200	26521.042.038	ST5,5X38MM*	250	26521.055.038
ST3,5X8MM*	1.000	26521.035.008	ST4,2X45MM	200	26521.042.045	ST5,5X45MM	100	26521.055.045
ST3,5X9,5MM	1.000	26521.035.009	ST4,2X50MM	200	26521.042.050	ST5,5X50MM*	250	26521.055.050
ST3,5X13MM	1.000	26521.035.013	ST4,2X60MM*	500	26521.042.060	ST5,5X60MM*	250	26521.055.060
ST3,5X16MM	200	26521.035.016	ST4,2X70MM*	500	26521.042.070	ST5,5X70MM*	250	26521.055.070
ST3,5X19MM	200	26521.035.019	ST4,2X80MM*	500	26521.042.080	ST5,5X80MM*	250	26521.055.080
ST3,5X22MM*	500	26521.035.022				ST5,5X90MM*	250	26521.055.090
ST3,5X25MM	500	26521.035.025	ST4,8X9,5MM*	500	26521.048.009	ST5,5X100MM*	250	26521.055.100
ST3,5X32MM	200	26521.035.032	ST4,8X13MM*	500	26521.048.013			
ST3,5X38MM	200	26521.035.038	ST4,8X16MM	500	26521.048.016	ST6,3X13MM*	500	26521.063.013
ST3,5X45MM*	1.000	26521.035.045	ST4,8X19MM	200	26521.048.019	ST6,3X16MM*	500	26521.063.016
ST3,5X50MM*	1.000	26521.035.050	ST4,8X22MM*	500	26521.048.022	ST6,3X19MM	500	26521.063.019
			ST4,8X25MM	200	26521.048.025	ST6,3X22MM*	500	26521.063.022
ST3,9X9,5MM	200	26521.039.009	ST4,8X32MM	200	26521.048.032	ST6,3X25MM*	500	26521.063.025
ST3,9X13MM	1.000	26521.039.013	ST4,8X38MM	200	26521.048.038	ST6,3X32MM*	250	26521.063.032
ST3,9X16MM	500	26521.039.016	ST4,8X45MM	200	26521.048.045	ST6,3X38MM	250	26521.063.038
ST3,9X19MM	500	26521.039.019	ST4,8X50MM	100	26521.048.050	ST6,3X45MM	100	26521.063.045
ST3,9X22MM	500	26521.039.022	ST4,8X55MM*	250	26521.048.055	ST6,3X50MM	100	26521.063.050
ST3,9X25MM	500	26521.039.025	ST4,8X60MM*	250	26521.048.060	ST6,3X60MM*	250	26521.063.060
ST3,9X32MM*	500	26521.039.032	ST4,8X70MM*	250	26521.048.070	ST6,3X70MM*	250	26521.063.070
ST3,9X38MM	200	26521.039.038	ST4,8X80MM*	250	26521.048.080	ST6,3X80MM*	250	26521.063.080
ST3,9X45MM*	500	26521.039.045	ST4,8X90MM*	100	26521.048.090	ST6,3X90MM*	250	26521.063.090
ST3,9X50MM*	500	26521.039.050	ST4,8X100MM*	100	26521.048.100	ST6,3X100MM*	250	26521.063.100

- Warning: electroplating of these products may cause hydrogen embrittlement.

26523 Hexalobular socket countersunk head tapping screw / Verzonken plaatschroef met T-ster / Vis à tôle à tête fraisée à six lobes internes — J03A

Thread Self tapping thread
Material Steel
Surface treatment Zinc plated black passivated



d x L	✉	Art.number	d x L	✉	Art.number	d x L	✉	Art.number
ST2,9X6,5MM*	1.000	26523.029.006	ST3,5X16MM*	1.000	26523.035.016	ST4,2X25MM*	1.000	26523.042.025
ST2,9X9,5MM*	1.000	26523.029.009	ST3,5X19MM*	1.000	26523.035.019	ST4,2X32MM*	1.000	26523.042.032
ST2,9X13MM*	1.000	26523.029.013	ST3,5X25MM*	1.000	26523.035.025	ST4,2X38MM*	500	26523.042.038
ST2,9X16MM*	1.000	26523.029.016						
ST2,9X19MM*	1.000	26523.029.019	ST3,9X13MM*	1.000	26523.039.013	ST4,8X13MM*	1.000	26523.048.013
						ST4,8X16MM*	1.000	26523.048.016
ST3,5X8MM*	1.000	26523.035.008	ST4,2X13MM*	1.000	26523.042.013	ST4,8X19MM*	1.000	26523.048.019
ST3,5X9,5MM*	1.000	26523.035.009	ST4,2X16MM*	1.000	26523.042.016	ST4,8X25MM*	1.000	26523.048.025
ST3,5X13MM*	1.000	26523.035.013	ST4,2X19MM*	1.000	26523.042.019	ST4,8X32MM*	500	26523.048.032

26525 Hexalobular socket countersunk head tapping screw / Verzonken plaatschroef met T-ster / Vis à tôle à tête fraisée à six lobes internes — J03A

Thread Self tapping thread
Material Steel
Surface treatment Zinc plated

ISO 14586 F
DIN ≈7982 F

d x L	✉	Art.number	d x L	✉	Art.number	d x L	✉	Art.number
ST2,9X6,5MM*	1.000	26525.029.006	ST3,5X13MM*	1.000	26525.035.013			
ST2,9X9,5MM*	1.000	26525.029.009	ST3,5X16MM*	1.000	26525.035.016	ST3,9X9,5MM*	1.000	26525.039.009
ST2,9X13MM*	1.000	26525.029.013	ST3,5X19MM*	1.000	26525.035.019	ST3,9X13MM*	1.000	26525.039.013
ST2,9X16MM*	1.000	26525.029.016	ST3,5X22MM*	1.000	26525.035.022	ST3,9X16MM*	1.000	26525.039.016
ST2,9X19MM*	1.000	26525.029.019	ST3,5X25MM*	1.000	26525.035.025	ST3,9X19MM*	1.000	26525.039.019
ST2,9X22MM*	1.000	26525.029.022	ST3,5X32MM*	1.000	26525.035.032	ST3,9X22MM*	500	26525.039.022
ST2,9X25MM*	1.000	26525.029.025	ST3,5X38MM*	1.000	26525.035.038	ST3,9X25MM*	500	26525.039.025
			ST3,5X45MM*	1.000	26525.035.045	ST3,9X32MM*	500	26525.039.032
ST3,5X9,5MM*	1.000	26525.035.009	ST3,5X50MM*	500	26525.035.050	ST3,9X38MM*	500	26525.039.038

26525 Hexalobular socket countersunk head tapping screw / Verzonken plaatschroef met T-ster / Vis à tôle à tête fraisée à six lobes internes

d x L	✉	Art.number	d x L	✉	Art.number	d x L	✉	Art.number
ST3,9X45MM*	500	26525.039.045	ST4,8X25MM*	500	26525.048.025	ST5,5X60MM*	250	26525.055.060
ST3,9X50MM*	500	26525.039.050	ST4,8X32MM*	250	26525.048.032	ST5,5X70MM*	250	26525.055.070
			ST4,8X38MM*	250	26525.048.038	ST5,5X80MM*	100	26525.055.080
ST4,2X9,5MM*	1.000	26525.042.009	ST4,8X45MM*	250	26525.048.045	ST5,5X90MM*	100	26525.055.090
ST4,2X13MM*	1.000	26525.042.013	ST4,8X50MM*	250	26525.048.050	ST5,5X100MM*	100	26525.055.100
ST4,2X16MM*	1.000	26525.042.016	ST4,8X55MM*	250	26525.048.055			
ST4,2X22MM*	500	26525.042.022	ST4,8X60MM*	250	26525.048.060	ST6,3X13MM*	500	26525.063.013
ST4,2X25MM*	500	26525.042.025	ST4,8X70MM*	250	26525.048.070	ST6,3X16MM*	500	26525.063.016
ST4,2X32MM*	500	26525.042.032	ST4,8X80MM*	250	26525.048.080	ST6,3X19MM*	500	26525.063.019
ST4,2X38MM*	500	26525.042.038	ST4,8X90MM*	100	26525.048.090	ST6,3X22MM*	500	26525.063.022
ST4,2X45MM*	500	26525.042.045	ST4,8X100MM*	100	26525.048.100	ST6,3X25MM*	500	26525.063.025
ST4,2X50MM*	500	26525.042.050				ST6,3X32MM*	250	26525.063.032
ST4,2X60MM*	500	26525.042.060	ST5,5X13MM*	500	26525.055.013	ST6,3X38MM*	250	26525.063.038
ST4,2X70MM*	250	26525.042.070	ST5,5X16MM*	500	26525.055.016	ST6,3X45MM*	250	26525.063.045
ST4,2X80MM*	250	26525.042.080	ST5,5X19MM*	500	26525.055.019	ST6,3X50MM*	250	26525.063.050
			ST5,5X22MM*	500	26525.055.022	ST6,3X60MM*	250	26525.063.060
ST4,8X9,5MM*	500	26525.048.009	ST5,5X25MM*	500	26525.055.025	ST6,3X70MM*	250	26525.063.070
ST4,8X13MM*	500	26525.048.013	ST5,5X32MM*	250	26525.055.032	ST6,3X80MM*	100	26525.063.080
ST4,8X16MM	500	26525.048.016	ST5,5X38MM*	250	26525.055.038	ST6,3X90MM*	100	26525.063.090
ST4,8X19MM*	500	26525.048.019	ST5,5X45MM*	250	26525.055.045	ST6,3X100MM*	100	26525.063.100
ST4,8X22MM*	500	26525.048.022	ST5,5X50MM*	250	26525.055.050			

51683 Hexalobular socket countersunk head tapping screw / Verzonken plaatschroef met T-ster / Vis à tôle à tête fraisée à six lobes internes — R03A

Thread Self tapping thread
Material Stainless steel A2

RoHS



d x L	✉	Art.number	d x L	✉	Art.number	d x L	✉	Art.number
ST2,2X6,5MM*	1.000	51683.022.006	ST3,9X9,5MM*	1.000	51683.039.009	ST4,8X45MM	200	51683.048.045
ST2,2X9,5MM*	1.000	51683.022.009	ST3,9X13MM*	1.000	51683.039.013	ST4,8X50MM	200	51683.048.050
ST2,2X13MM*	1.000	51683.022.013	ST3,9X16MM*	1.000	51683.039.016	ST4,8X60MM	200	51683.048.060
ST2,2X16MM	1.000	51683.022.016	ST3,9X19MM	1.000	51683.039.019	ST4,8X70MM*	200	51683.048.070
ST2,2X19MM*	1.000	51683.022.019	ST3,9X22MM*	1.000	51683.039.022	ST4,8X80MM*	100	51683.048.080
ST2,2X22MM*	1.000	51683.022.022	ST3,9X25MM*	1.000	51683.039.025			
ST2,2X25MM*	1.000	51683.022.025	ST3,9X32MM*	1.000	51683.039.032	ST5,5X13MM*	1.000	51683.055.013
			ST3,9X38MM*	500	51683.039.038	ST5,5X16MM*	1.000	51683.055.016
ST2,9X6,5MM*	1.000	51683.029.006	ST3,9X45MM*	500	51683.039.045	ST5,5X19MM*	1.000	51683.055.019
ST2,9X9,5MM	1.000	51683.029.009	ST3,9X50MM*	500	51683.039.050	ST5,5X22MM*	1.000	51683.055.022
ST2,9X13MM	1.000	51683.029.013				ST5,5X25MM*	500	51683.055.025
ST2,9X16MM*	1.000	51683.029.016	ST4,2X9,5MM	1.000	51683.042.009	ST5,5X32MM	500	51683.055.032
ST2,9X19MM	1.000	51683.029.019	ST4,2X13MM	1.000	51683.042.013	ST5,5X38MM*	500	51683.055.038
ST2,9X22MM*	1.000	51683.029.022	ST4,2X16MM	1.000	51683.042.016	ST5,5X45MM*	200	51683.055.045
ST2,9X25MM*	1.000	51683.029.025	ST4,2X19MM	1.000	51683.042.019	ST5,5X50MM*	200	51683.055.050
ST2,9X32MM*	1.000	51683.029.032	ST4,2X22MM*	1.000	51683.042.022	ST5,5X60MM*	200	51683.055.060
			ST4,2X25MM	1.000	51683.042.025	ST5,5X70MM*	200	51683.055.070
ST3,5X6,5MM*	1.000	51683.035.006	ST4,2X32MM	500	51683.042.032	ST5,5X80MM	200	51683.055.080
ST3,5X9,5MM*	1.000	51683.035.009	ST4,2X38MM	500	51683.042.038			
ST3,5X13MM	1.000	51683.035.013	ST4,2X45MM*	500	51683.042.045	ST6,3X13MM*	500	51683.063.013
ST3,5X16MM	1.000	51683.035.016	ST4,2X50MM*	200	51683.042.050	ST6,3X16MM*	500	51683.063.016
ST3,5X19MM	1.000	51683.035.019				ST6,3X19MM*	500	51683.063.019
ST3,5X22MM*	1.000	51683.035.022	ST4,8X9,5MM*	1.000	51683.048.009	ST6,3X22MM*	500	51683.063.022
ST3,5X25MM	1.000	51683.035.025	ST4,8X13MM*	1.000	51683.048.013	ST6,3X25MM*	200	51683.063.025
ST3,5X32MM*	1.000	51683.035.032	ST4,8X16MM	1.000	51683.048.016	ST6,3X32MM*	200	51683.063.032
ST3,5X38MM	1.000	51683.035.038	ST4,8X19MM	1.000	51683.048.019	ST6,3X38MM*	200	51683.063.038
ST3,5X45MM*	500	51683.035.045	ST4,8X22MM*	1.000	51683.048.022	ST6,3X50MM*	200	51683.063.050
ST3,5X50MM*	500	51683.035.050	ST4,8X25MM	500	51683.048.025	ST6,3X60MM*	200	51683.063.060
			ST4,8X32MM	500	51683.048.032	ST6,3X70MM*	200	51683.063.070
ST3,9X6,5MM*	1.000	51683.039.006	ST4,8X38MM	500	51683.048.038	ST6,3X80MM	200	51683.063.080

55683 Hexalobular socket countersunk head tapping screw / Verzonken plaatschroef met T-ster / Vis à tôle à tête fraisée à six lobes internes — R43A

Thread Self tapping thread
Material Stainless steel A4

RoHS



d x L	✉	Art.number	d x L	✉	Art.number	d x L	✉	Art.number
ST2,2X6,5MM*	1.000	55683.022.006	ST2,9X6,5MM*	1.000	55683.029.006	ST2,9X32MM*	1.000	55683.029.032
ST2,2X9,5MM*	1.000	55683.022.009	ST2,9X9,5MM*	1.000	55683.029.009			
ST2,2X13MM*	1.000	55683.022.013	ST2,9X13MM*	1.000	55683.029.013	ST3,5X6,5MM*	1.000	55683.035.006
ST2,2X16MM*	1.000	55683.022.016	ST2,9X16MM*	1.000	55683.029.016	ST3,5X9,5MM*	1.000	55683.035.009
ST2,2X19MM*	1.000	55683.022.019	ST2,9X19MM*	1.000	55683.029.019	ST3,5X13MM*	1.000	55683.035.013
ST2,2X25MM*	1.000	55683.022.025	ST2,9X22MM*	1.000	55683.029.022	ST3,5X16MM*	1.000	55683.035.016
			ST2,9X25MM*	1.000	55683.029.025	ST3,5X19MM*	1.000	55683.035.019

FABORY

55683	Hexalobular socket countersunk head tapping screw / Verzonken plaatschroef met T-ster / Vis à tôle à tête fraisée à six lobes internes	←

d x L	✉	Art.number	d x L	✉	Art.number	d x L	✉	Art.number
ST3,5X22MM*	1.000	55683.035.022	ST4,2X25MM	1.000	55683.042.025	ST5,5X16MM*	1.000	55683.055.016
ST3,5X25MM*	1.000	55683.035.025	ST4,2X32MM*	500	55683.042.032	ST5,5X19MM*	1.000	55683.055.019
ST3,5X32MM*	1.000	55683.035.032	ST4,2X38MM*	500	55683.042.038	ST5,5X22MM*	1.000	55683.055.022
ST3,5X38MM*	1.000	55683.035.038	ST4,2X45MM*	500	55683.042.045	ST5,5X25MM*	500	55683.055.025
ST3,5X45MM*	500	55683.035.045	ST4,2X50MM*	200	55683.042.050	ST5,5X32MM*	500	55683.055.032
ST3,5X50MM*	500	55683.035.050	ST4,2X60MM	200	55683.042.060	ST5,5X38MM*	500	55683.055.038
						ST5,5X45MM*	200	55683.055.045
ST3,9X6,5MM*	1.000	55683.039.006	ST4,8X9,5MM*	1.000	55683.048.009	ST5,5X50MM*	200	55683.055.050
ST3,9X9,5MM*	1.000	55683.039.009	ST4,8X13MM*	1.000	55683.048.013	ST5,5X60MM*	200	55683.055.060
ST3,9X13MM*	1.000	55683.039.013	ST4,8X16MM*	1.000	55683.048.016	ST5,5X70MM*	200	55683.055.070
ST3,9X16MM*	1.000	55683.039.016	ST4,8X19MM*	1.000	55683.048.019	ST5,5X80MM*	200	55683.055.080
ST3,9X19MM*	1.000	55683.039.019	ST4,8X22MM*	1.000	55683.048.022			
ST3,9X22MM*	1.000	55683.039.022	ST4,8X25MM	500	55683.048.025	ST6,3X13MM*	500	55683.063.013
ST3,9X25MM	1.000	55683.039.025	ST4,8X32MM*	500	55683.048.032	ST6,3X16MM*	500	55683.063.016
ST3,9X32MM*	1.000	55683.039.032	ST4,8X38MM	500	55683.048.038	ST6,3X19MM*	500	55683.063.019
ST3,9X38MM*	500	55683.039.038	ST4,8X45MM*	200	55683.048.045	ST6,3X22MM*	500	55683.063.022
ST3,9X45MM*	500	55683.039.045	ST4,8X50MM*	200	55683.048.050	ST6,3X25MM*	200	55683.063.025
ST3,9X50MM*	500	55683.039.050	ST4,8X60MM	200	55683.048.060	ST6,3X32MM*	200	55683.063.032
			ST4,8X70MM*	200	55683.048.070	ST6,3X38MM*	200	55683.063.038
ST4,2X9,5MM*	1.000	55683.042.009	ST4,8X80MM*	200	55683.048.080	ST6,3X45MM*	200	55683.063.045
ST4,2X13MM*	1.000	55683.042.013	ST4,8X90MM*	100	55683.048.090	ST6,3X50MM*	200	55683.063.050
ST4,2X16MM*	1.000	55683.042.016	ST4,8X100MM*	100	55683.048.100	ST6,3X60MM*	200	55683.063.060
ST4,2X19MM*	1.000	55683.042.019				ST6,3X70MM*	200	55683.063.070
ST4,2X22MM*	1.000	55683.042.022	ST5,5X13MM*	1.000	55683.055.013	ST6,3X80MM*	200	55683.063.080

6

Hexalobular socket pan head tapping screw

Pancilinderplaatschroef met T-ster / Vis à tôle à tête bombée à six lobes internes

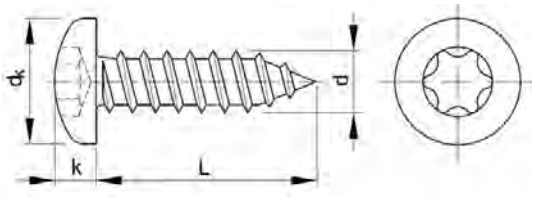

ISO	**14585 C**
DIN	≈7981 C
NF	≈E25-654 C
ASME	≈B18.6.4

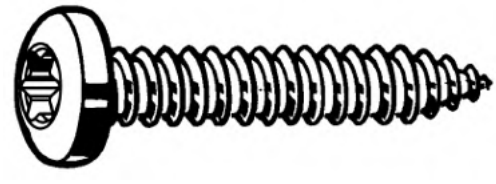

Technical Data

d	d_k	k	P	Socket
ST2.2	4.2	1.8	0.80	T6
ST2.9	5.6	2.2	1.10	T10
ST3.5	6.9	2.6	1.30	T10
ST3.9 (≠ISO)	7.5	2.8	1.40	T15
ST4.2	8.2	3.05	1.40	T20
ST4.8	9.5	3.55	1.60	T25
ST5.5	10.8	3.95	1.80	T25
ST6.3	12.5	4.55	1.80	T30

Article groups

Thread	Driving features	Material	Class	Surface treatment	Code	Page
ST	Hexalobular	St.		ZPL	26501	6-148
ST	Hexalobular	St.		ZPL BLCK	26503	6-149
ST	Hexalobular	St.	4.8	ZPL	26505	6-149
ST	Hexalobular	St.st. A2			51664	6-150
ST	Hexalobular	St.st. A4			55664	6-150

26501	Hexalobular socket pan head tapping screw / Pancilinderplaatschroef met T-ster / Vis à tôle à tête bombée à six lobes internes	J03A

Thread Self tapping thread
Material Steel
Surface treatment Zinc plated



d x L	✉	Art.number	d x L	✉	Art.number	d x L	✉	Art.number
ST2,2X4,5MM*	2.000	26501.022.004	ST2,9X6,5MM	2.000	26501.029.006	ST2,9X22MM*	2.000	26501.029.022
ST2,2X6,5MM*	2.000	26501.022.006	ST2,9X8MM*	1.000	26501.029.008	ST2,9X25MM*	1.000	26501.029.025
ST2,2X9,5MM*	2.000	26501.022.009	ST2,9X9,5MM	200	26501.029.009	ST2,9X32MM*	1.000	26501.029.032
ST2,2X13MM*	2.000	26501.022.013	ST2,9X13MM	200	26501.029.013			
ST2,2X16MM*	2.000	26501.022.016	ST2,9X16MM*	2.000	26501.029.016	ST3,5X6,5MM*	1.000	26501.035.006
			ST2,9X19MM*	2.000	26501.029.019	ST3,5X8MM*	1.000	26501.035.008

26501 Hexalobular socket pan head tapping screw / Pancilinderplaatschroef met T-ster / Vis à tôle à tête bombée à six lobes internes ←

d x L	✉	Art.number	d x L	✉	Art.number	d x L	✉	Art.number
ST3,5X9,5MM	200	26501.035.009	ST4,2X22MM*	500	26501.042.022	ST5,5X19MM	200	26501.055.019
ST3,5X13MM	200	26501.035.013	ST4,2X25MM	200	26501.042.025	ST5,5X22MM*	500	26501.055.022
ST3,5X16MM	200	26501.035.016	ST4,2X32MM*	500	26501.042.032	ST5,5X25MM	100	26501.055.025
ST3,5X19MM	200	26501.035.019	ST4,2X38MM	500	26501.042.038	ST5,5X32MM*	250	26501.055.032
ST3,5X22MM*	1.000	26501.035.022	ST4,2X45MM*	500	26501.042.045	ST5,5X38MM	250	26501.055.038
ST3,5X25MM	500	26501.035.025	ST4,2X50MM*	500	26501.042.050	ST5,5X45MM*	250	26501.055.045
ST3,5X32MM*	500	26501.035.032	ST4,2X60MM*	500	26501.042.060	ST5,5X50MM*	250	26501.055.050
ST3,5X38MM*	500	26501.035.038	ST4,2X70MM*	500	26501.042.070	ST5,5X60MM*	250	26501.055.060
ST3,5X45MM*	500	26501.035.045				ST5,5X70MM*	250	26501.055.070
ST3,5X50MM*	500	26501.035.050	ST4,8X9,5MM*	500	26501.048.009	ST5,5X80MM*	250	26501.055.080
			ST4,8X13MM	200	26501.048.013	ST5,5X90MM*	250	26501.055.090
ST3,9X9,5MM	200	26501.039.009	ST4,8X16MM	200	26501.048.016	ST5,5X100MM*	250	26501.055.100
ST3,9X13MM	200	26501.039.013	ST4,8X19MM	200	26501.048.019			
ST3,9X16MM*	1.000	26501.039.016	ST4,8X22MM*	500	26501.048.022	ST6,3X13MM*	250	26501.063.013
ST3,9X19MM*	1.000	26501.039.019	ST4,8X25MM	500	26501.048.025	ST6,3X16MM*	250	26501.063.016
ST3,9X22MM*	500	26501.039.022	ST4,8X32MM	250	26501.048.032	ST6,3X19MM	100	26501.063.019
ST3,9X25MM*	500	26501.039.025	ST4,8X38MM*	250	26501.048.038	ST6,3X22MM*	250	26501.063.022
ST3,9X32MM*	500	26501.039.032	ST4,8X45MM	250	26501.048.045	ST6,3X25MM	100	26501.063.025
ST3,9X38MM*	500	26501.039.038	ST4,8X50MM*	250	26501.048.050	ST6,3X32MM	100	26501.063.032
ST3,9X45MM*	500	26501.039.045	ST4,8X60MM*	250	26501.048.060	ST6,3X38MM*	250	26501.063.038
ST3,9X50MM*	500	26501.039.050	ST4,8X70MM*	250	26501.048.070	ST6,3X45MM	100	26501.063.045
			ST4,8X80MM*	250	26501.048.080	ST6,3X50MM	250	26501.063.050
ST4,2X6,5MM*	1.000	26501.042.006	ST4,8X90MM*	250	26501.048.090	ST6,3X60MM	250	26501.063.060
ST4,2X9,5MM*	1.000	26501.042.009	ST4,8X100MM*	250	26501.048.100	ST6,3X70MM*	250	26501.063.070
ST4,2X13MM	200	26501.042.013				ST6,3X80MM*	250	26501.063.080
ST4,2X16MM	200	26501.042.016	ST5,5X13MM	500	26501.055.013	ST6,3X90MM*	250	26501.063.090
ST4,2X19MM	200	26501.042.019	ST5,5X16MM	500	26501.055.016	ST6,3X100MM*	250	26501.063.100

- Warning: electroplating of these products may cause hydrogen embrittlement.

26503 Hexalobular socket pan head tapping screw / Pancilinderplaatschroef met T-ster / Vis à tôle à tête bombée à six lobes internes J03A

Thread Self tapping thread
Material Steel
Surface treatment Zinc plated black passivated

RoHS



d x L	✉	Art.number	d x L	✉	Art.number	d x L	✉	Art.number
ST2,2X6,5MM*	1.000	26503.022.006	ST3,9X13MM*	1.000	26503.039.013	ST4,8X16MM*	1.000	26503.048.016
			ST3,9X16MM*	1.000	26503.039.016	ST4,8X19MM*	1.000	26503.048.019
ST2,9X6,5MM*	1.000	26503.029.006	ST3,9X22MM*	1.000	26503.039.022	ST4,8X22MM*	1.000	26503.048.022
ST2,9X8MM*	1.000	26503.029.008	ST3,9X25MM*	1.000	26503.039.025	ST4,8X25MM*	1.000	26503.048.025
ST2,9X9,5MM*	1.000	26503.029.009	ST3,9X32MM*	1.000	26503.039.032	ST4,8X32MM*	500	26503.048.032
ST2,9X13MM*	1.000	26503.029.013	ST3,9X38MM*	500	26503.039.038	ST4,8X38MM*	500	26503.048.038
ST2,9X16MM*	1.000	26503.029.016				ST4,8X45MM*	250	26503.048.045
ST2,9X19MM*	1.000	26503.029.019	ST4,2X6,5MM*	1.000	26503.042.006	ST4,8X50MM*	250	26503.048.050
ST2,9X32MM*	1.000	26503.029.032	ST4,2X9,5MM*	1.000	26503.042.009			
			ST4,2X13MM	1.000	26503.042.013	ST5,5X13MM*	1.000	26503.055.013
ST3,5X6,5MM*	1.000	26503.035.006	ST4,2X16MM*	1.000	26503.042.016	ST5,5X16MM*	500	26503.055.016
ST3,5X8MM*	1.000	26503.035.008	ST4,2X19MM*	1.000	26503.042.019	ST5,5X19MM*	500	26503.055.019
ST3,5X9,5MM*	1.000	26503.035.009	ST4,2X25MM*	1.000	26503.042.025	ST5,5X25MM*	500	26503.055.025
ST3,5X13MM*	1.000	26503.035.013	ST4,2X32MM*	500	26503.042.032			
ST3,5X19MM*	1.000	26503.035.019	ST4,2X38MM*	500	26503.042.038	ST6,3X16MM*	500	26503.063.016
ST3,5X22MM*	1.000	26503.035.022	ST4,2X50MM*	250	26503.042.050	ST6,3X19MM*	500	26503.063.019
ST3,5X25MM*	1.000	26503.035.025				ST6,3X25MM*	500	26503.063.025
ST3,5X32MM*	1.000	26503.035.032	ST4,8X9,5MM*	1.000	26503.048.009	ST6,3X32MM*	250	26503.063.032
ST3,5X38MM*	1.000	26503.035.038	ST4,8X13MM*	1.000	26503.048.013	ST6,3X38MM*	250	26503.063.038

26505 Hexalobular socket pan head tapping screw / Pancilinderplaatschroef met T-ster / Vis à tôle à tête bombée à six lobes internes J03A

Thread Self tapping thread
Material Steel
Class 4.8
Surface treatment Zinc plated

ISO 14585 F
DIN ≈7981 F
NF ≈E25-654 F

RoHS



d x L	✉	Art.number	d x L	✉	Art.number	d x L	✉	Art.number
ST2,9X4,5MM*	2.000	26505.029.004	ST3,5X16MM*	1.000	26505.035.016	ST3,9X16MM*	1.000	26505.039.016
ST2,9X6,5MM*	1.000	26505.029.006	ST3,5X19MM*	1.000	26505.035.019	ST3,9X19MM*	1.000	26505.039.019
ST2,9X9,5MM*	1.000	26505.029.009	ST3,5X22MM*	1.000	26505.035.022	ST3,9X22MM*	500	26505.039.022
ST2,9X13MM*	1.000	26505.029.013	ST3,5X25MM*	1.000	26505.035.025	ST3,9X25MM*	500	26505.039.025
ST2,9X16MM*	1.000	26505.029.016	ST3,5X32MM*	1.000	26505.035.032	ST3,9X32MM*	500	26505.039.032
ST2,9X19MM*	1.000	26505.029.019	ST3,5X38MM*	1.000	26505.035.038	ST3,9X38MM*	500	26505.039.038
ST2,9X22MM*	1.000	26505.029.022	ST3,5X45MM*	500	26505.035.045	ST3,9X45MM*	500	26505.039.045
ST2,9X25MM*	1.000	26505.029.025	ST3,5X50MM*	500	26505.035.050	ST3,9X50MM*	500	26505.039.050
ST3,5X9,5MM*	1.000	26505.035.009	ST3,9X9,5MM*	1.000	26505.039.009	ST4,2X13MM*	1.000	26505.042.013
ST3,5X13MM*	1.000	26505.035.013	ST3,9X13MM*	1.000	26505.039.013	ST4,2X19MM*	500	26505.042.019

26505 Hexalobular socket pan head tapping screw / Pancilinderplaatschroef met T-ster / Vis à tôle à tête bombée à six lobes internes ←

d x L	✉	Art.number	d x L	✉	Art.number	d x L	✉	Art.number
ST4,2X22MM*	500	26505.042.022	ST4,8X50MM*	250	26505.048.050	ST5,5X90MM*	100	26505.055.090
ST4,2X25MM*	500	26505.042.025	ST4,8X55MM*	250	26505.048.055	ST5,5X100MM*	100	26505.055.100
ST4,2X32MM*	500	26505.042.032	ST4,8X60MM*	250	26505.048.060			
ST4,2X38MM*	500	26505.042.038	ST4,8X70MM*	250	26505.048.070	ST6,3X13MM*	500	26505.063.013
ST4,2X45MM*	500	26505.042.045	ST4,8X80MM*	250	26505.048.080	ST6,3X16MM*	500	26505.063.016
ST4,2X50MM*	500	26505.042.050	ST4,8X90MM*	100	26505.048.090	ST6,3X19MM*	500	26505.063.019
ST4,2X60MM*	500	26505.042.060	ST4,8X100MM*	100	26505.048.100	ST6,3X22MM*	500	26505.063.022
ST4,2X70MM*	250	26505.042.070				ST6,3X25MM*	500	26505.063.025
ST4,2X80MM*	250	26505.042.080	ST5,5X13MM*	500	26505.055.013	ST6,3X32MM*	250	26505.063.032
			ST5,5X19MM*	500	26505.055.019	ST6,3X38MM*	250	26505.063.038
ST4,8X9,5MM*	500	26505.048.009	ST5,5X22MM*	500	26505.055.022	ST6,3X45MM*	250	26505.063.045
ST4,8X13MM*	500	26505.048.013	ST5,5X25MM*	500	26505.055.025	ST6,3X50MM*	250	26505.063.050
ST4,8X16MM*	500	26505.048.016	ST5,5X32MM*	250	26505.055.032	ST6,3X60MM*	250	26505.063.060
ST4,8X19MM*	500	26505.048.019	ST5,5X38MM*	250	26505.055.038	ST6,3X70MM*	100	26505.063.070
ST4,8X22MM*	500	26505.048.022	ST5,5X45MM*	250	26505.055.045	ST6,3X80MM*	100	26505.063.080
ST4,8X25MM*	500	26505.048.025	ST5,5X50MM*	250	26505.055.050	ST6,3X90MM*	100	26505.063.090
ST4,8X32MM*	250	26505.048.032	ST5,5X60MM*	250	26505.055.060	ST6,3X100MM*	100	26505.063.100
ST4,8X38MM*	250	26505.048.038	ST5,5X70MM*	250	26505.055.070			
ST4,8X45MM*	250	26505.048.045	ST5,5X80MM*	100	26505.055.080			

51664 Hexalobular socket pan head tapping screw / Pancilinderplaatschroef met T-ster / Vis à tôle à tête bombée à six lobes internes R03A

Thread Self tapping thread
Material Stainless steel A2

RoHS



d x L	✉	Art.number	d x L	✉	Art.number	d x L	✉	Art.number
ST2,2X6,5MM*	1.000	51664.022.006	ST3,9X13MM	1.000	51664.039.013	ST4,8X45MM	200	51664.048.045
ST2,2X9,5MM*	1.000	51664.022.009	ST3,9X16MM	1.000	51664.039.016	ST4,8X50MM	200	51664.048.050
ST2,2X13MM*	1.000	51664.022.013	ST3,9X19MM	1.000	51664.039.019	ST4,8X60MM*	200	51664.048.060
ST2,2X16MM*	1.000	51664.022.016	ST3,9X22MM*	1.000	51664.039.022	ST4,8X70MM	200	51664.048.070
ST2,2X19MM*	1.000	51664.022.019	ST3,9X25MM*	1.000	51664.039.025			
ST2,2X22MM*	1.000	51664.022.022	ST3,9X32MM*	1.000	51664.039.032	ST5,5X13MM*	1.000	51664.055.013
ST2,2X25MM*	1.000	51664.022.025	ST3,9X38MM*	500	51664.039.038	ST5,5X16MM	1.000	51664.055.016
			ST3,9X45MM*	500	51664.039.045	ST5,5X19MM*	1.000	51664.055.019
ST2,9X6,5MM	1.000	51664.029.006	ST3,9X50MM*	500	51664.039.050	ST5,5X22MM*	1.000	51664.055.022
ST2,9X9,5MM	1.000	51664.029.009	ST3,9X60MM*	500	51664.039.060	ST5,5X25MM*	500	51664.055.025
ST2,9X13MM	1.000	51664.029.013				ST5,5X32MM*	500	51664.055.032
ST2,9X16MM	1.000	51664.029.016	ST4,2X9,5MM	1.000	51664.042.009	ST5,5X38MM*	500	51664.055.038
ST2,9X19MM	1.000	51664.029.019	ST4,2X13MM	1.000	51664.042.013	ST5,5X45MM*	200	51664.055.045
ST2,9X22MM*	1.000	51664.029.022	ST4,2X16MM	1.000	51664.042.016	ST5,5X50MM	200	51664.055.050
ST2,9X25MM*	1.000	51664.029.025	ST4,2X19MM	1.000	51664.042.019	ST5,5X60MM	200	51664.055.060
ST2,9X32MM*	1.000	51664.029.032	ST4,2X22MM*	1.000	51664.042.022	ST5,5X70MM	200	51664.055.070
			ST4,2X25MM	1.000	51664.042.025	ST5,5X80MM	200	51664.055.080
ST3,5X6,5MM*	1.000	51664.035.006	ST4,2X32MM	500	51664.042.032			
ST3,5X9,5MM*	1.000	51664.035.009	ST4,2X38MM*	500	51664.042.038	ST6,3X13MM*	500	51664.063.013
ST3,5X13MM	1.000	51664.035.013	ST4,2X45MM*	500	51664.042.045	ST6,3X16MM	500	51664.063.016
ST3,5X16MM	1.000	51664.035.016	ST4,2X50MM*	200	51664.042.050	ST6,3X19MM*	500	51664.063.019
ST3,5X19MM	1.000	51664.035.019	ST4,2X60MM	200	51664.042.060	ST6,3X22MM*	500	51664.063.022
ST3,5X22MM*	1.000	51664.035.022				ST6,3X25MM*	200	51664.063.025
ST3,5X25MM	1.000	51664.035.025	ST4,8X9,5MM	1.000	51664.048.009	ST6,3X32MM	200	51664.063.032
ST3,5X32MM	1.000	51664.035.032	ST4,8X13MM	1.000	51664.048.013	ST6,3X38MM*	200	51664.063.038
ST3,5X38MM*	1.000	51664.035.038	ST4,8X16MM	1.000	51664.048.016	ST6,3X45MM*	200	51664.063.045
ST3,5X45MM*	500	51664.035.045	ST4,8X19MM	1.000	51664.048.019	ST6,3X50MM*	200	51664.063.050
ST3,5X50MM*	500	51664.035.050	ST4,8X22MM*	1.000	51664.048.022	ST6,3X60MM*	200	51664.063.060
			ST4,8X25MM	500	51664.048.025	ST6,3X70MM*	200	51664.063.070
ST3,9X6,5MM*	1.000	51664.039.006	ST4,8X32MM	500	51664.048.032	ST6,3X80MM*	200	51664.063.080
ST3,9X9,5MM*	1.000	51664.039.009	ST4,8X38MM	500	51664.048.038			

55664 Hexalobular socket pan head tapping screw / Pancilinderplaatschroef met T-ster / Vis à tôle à tête bombée à six lobes internes R43A

Thread Self tapping thread
Material Stainless steel A4

RoHS



d x L	✉	Art.number	d x L	✉	Art.number	d x L	✉	Art.number
ST2,2X6,5MM*	1.000	55664.022.006	ST2,9X13MM*	1.000	55664.029.013	ST3,5X13MM*	1.000	55664.035.013
ST2,2X9,5MM*	1.000	55664.022.009	ST2,9X16MM*	1.000	55664.029.016	ST3,5X16MM*	1.000	55664.035.016
ST2,2X13MM*	1.000	55664.022.013	ST2,9X19MM*	1.000	55664.029.019	ST3,5X19MM*	1.000	55664.035.019
ST2,2X16MM*	1.000	55664.022.016	ST2,9X22MM*	1.000	55664.029.022	ST3,5X22MM*	1.000	55664.035.022
ST2,2X19MM*	1.000	55664.022.019	ST2,9X25MM*	1.000	55664.029.025	ST3,5X25MM*	1.000	55664.035.025
ST2,2X22MM*	1.000	55664.022.022	ST2,9X32MM*	1.000	55664.029.032	ST3,5X32MM*	1.000	55664.035.032
ST2,2X25MM*	1.000	55664.022.025				ST3,5X38MM*	1.000	55664.035.038
			ST3,5X6,5MM*	1.000	55664.035.006	ST3,5X50MM*	500	55664.035.050
ST2,9X6,5MM*	1.000	55664.029.006	ST3,5X9,5MM*	1.000	55664.035.009			
ST2,9X9,5MM*	1.000	55664.029.009						

55664 **Hexalobular socket pan head tapping screw / Pancilinderplaatschroef met T-ster / Vis à tôle à tête bombée à six lobes internes** ←

d x L	✉	Art.number	d x L	✉	Art.number	d x L	✉	Art.number
ST3,9X6,5MM*	1.000	55664.039.006	ST4,2X45MM*	500	55664.042.045	ST5,5X25MM*	500	55664.055.025
ST3,9X9,5MM*	1.000	55664.039.009	ST4,2X50MM*	200	55664.042.050	ST5,5X32MM*	500	55664.055.032
ST3,9X13MM*	1.000	55664.039.013	ST4,2X60MM*	200	55664.042.060	ST5,5X38MM*	500	55664.055.038
ST3,9X16MM*	1.000	55664.039.016				ST5,5X45MM*	200	55664.055.045
ST3,9X19MM*	1.000	55664.039.019	ST4,8X9,5MM*	1.000	55664.048.009	ST5,5X50MM*	200	55664.055.050
ST3,9X22MM*	1.000	55664.039.022	ST4,8X13MM	1.000	55664.048.013	ST5,5X60MM	200	55664.055.060
ST3,9X25MM*	1.000	55664.039.025	ST4,8X16MM*	1.000	55664.048.016	ST5,5X70MM*	200	55664.055.070
ST3,9X32MM*	1.000	55664.039.032	ST4,8X19MM*	1.000	55664.048.019	ST5,5X80MM*	200	55664.055.080
ST3,9X38MM*	500	55664.039.038	ST4,8X22MM*	1.000	55664.048.022			
ST3,9X45MM*	500	55664.039.045	ST4,8X25MM	500	55664.048.025	ST6,3X13MM*	500	55664.063.013
ST3,9X50MM*	500	55664.039.050	ST4,8X32MM*	500	55664.048.032	ST6,3X16MM*	500	55664.063.016
ST3,9X60MM*	500	55664.039.060	ST4,8X38MM	500	55664.048.038	ST6,3X19MM*	500	55664.063.019
			ST4,8X45MM*	200	55664.048.045	ST6,3X22MM*	500	55664.063.022
ST4,2X9,5MM*	1.000	55664.042.009	ST4,8X50MM	200	55664.048.050	ST6,3X25MM*	200	55664.063.025
ST4,2X13MM*	1.000	55664.042.013	ST4,8X60MM*	200	55664.048.060	ST6,3X32MM*	200	55664.063.032
ST4,2X16MM*	1.000	55664.042.016	ST4,8X70MM*	200	55664.048.070	ST6,3X38MM*	200	55664.063.038
ST4,2X19MM*	1.000	55664.042.019				ST6,3X45MM*	200	55664.063.045
ST4,2X22MM*	1.000	55664.042.022	ST5,5X13MM*	1.000	55664.055.013	ST6,3X50MM*	200	55664.063.050
ST4,2X25MM	1.000	55664.042.025	ST5,5X16MM*	1.000	55664.055.016	ST6,3X60MM*	200	55664.063.060
ST4,2X32MM*	500	55664.042.032	ST5,5X19MM*	1.000	55664.055.019	ST6,3X70MM*	200	55664.063.070
ST4,2X38MM*	500	55664.042.038	ST5,5X22MM*	1.000	55664.055.022	ST6,3X80MM*	200	55664.063.080

Hexagon head tapping screw

6

Zeskantplaatbout / Vis à tôle à tête hexagonale

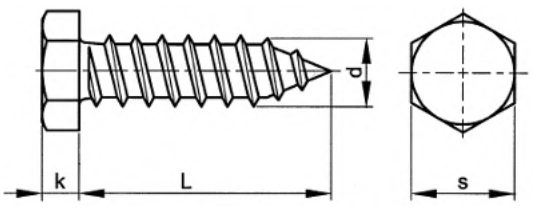

DIN	**7976**
ISO	1479
NF	E25-662
BS	4174
ASME	B18.6.5M



Technical Data

d	k	P	s	d	k	P	s
ST2.9	1.5	1.10	5	**ST4.8**	3	1.60	8
ST3.5	2.3	1.30	5.5	**ST5.5**	4	1.80	8
ST3.9	2.3	1.30	7	**ST6.3**	4.8	1.80	10
ST4.2	2.8	1.40	7	**ST8.0**	5.8	2.10	13

Article groups

Thread	Driving features	Material	Surface treatment		Code	Page
ST	Hexagon	St.	ZPL		26080	6-151
ST	Hexagon	St.	ZPL BLCK		26083	6-152
ST	Hexagon	St.	ZPL	with flat end	26180	6-152
ST	Hexagon	St.st. A2			51650	6-152
ST	Hexagon	St.st. A4			55650	6-153

26080 **Hexagon head tapping screw / Zeskantplaatbout / Vis à tôle à tête hexagonale** **J04A**

Thread	Self tapping thread	DIN	7976 C
Material	Steel	ISO	1479 C
Surface treatment	Zinc plated	NF	E25-662 C

RoHS



d x L	✉	Art.number	d x L	✉	Art.number	d x L	✉	Art.number
ST2,9X9,5MM*	2.000	26080.029.009	ST3,9X9,5MM*	1.000	26080.039.009	ST4,2X32MM*	500	26080.042.032
ST2,9X13MM*	2.000	26080.029.013	ST3,9X13MM*	1.000	26080.039.013	ST4,2X38MM*	500	26080.042.038
ST2,9X16MM*	2.000	26080.029.016	ST3,9X16MM*	1.000	26080.039.016	ST4,2X45MM*	500	26080.042.045
ST2,9X19MM*	2.000	26080.029.019	ST3,9X19MM*	1.000	26080.039.019	ST4,2X50MM*	500	26080.042.050
			ST3,9X22MM*	500	26080.039.022			
ST3,5X6,5MM*	1.000	26080.035.006	ST3,9X25MM*	500	26080.039.025	ST4,8X9,5MM	200	26080.048.009
ST3,5X9,5MM	1.000	26080.035.009	ST3,9X32MM*	500	26080.039.032	ST4,8X13MM	250	26080.048.013
ST3,5X13MM*	1.000	26080.035.013				ST4,8X16MM	1.000	26080.048.016
ST3,5X16MM*	1.000	26080.035.016	ST4,2X9,5MM*	1.000	26080.042.009	ST4,8X19MM*	500	26080.048.019
ST3,5X19MM*	1.000	26080.035.019	ST4,2X13MM*	1.000	26080.042.013	ST4,8X22MM*	500	26080.048.022
ST3,5X22MM*	1.000	26080.035.022	ST4,2X16MM*	1.000	26080.042.016	ST4,8X25MM	100	26080.048.025
ST3,5X25MM*	1.000	26080.035.025	ST4,2X19MM*	500	26080.042.019	ST4,8X32MM*	250	26080.048.032
			ST4,2X22MM*	500	26080.042.022	ST4,8X38MM	200	26080.048.038
ST3,9X6,5MM*	1.000	26080.039.006	ST4,2X25MM	1.000	26080.042.025	ST4,8X45MM*	250	26080.048.045

26080 Hexagon head tapping screw / Zeskantplaatbout / Vis à tôle à tête hexagonale

d x L	✉	Art.number	d x L	✉	Art.number	d x L	✉	Art.number
ST4,8X50MM	200	26080.048.050				ST6,3X80MM*	250	26080.063.080
			ST6,3X13MM	100	26080.063.013			
ST5,5X13MM*	500	26080.055.013	ST6,3X16MM	100	26080.063.016	ST8,0X16MM*	250	26080.080.016
ST5,5X16MM	250	26080.055.016	ST6,3X19MM	100	26080.063.019	ST8,0X19MM*	250	26080.080.019
ST5,5X19MM*	500	26080.055.019	ST6,3X22MM*	250	26080.063.022	ST8,0X22MM	250	26080.080.022
ST5,5X22MM*	500	26080.055.022	ST6,3X25MM	100	26080.063.025	ST8,0X25MM	250	26080.080.025
ST5,5X25MM*	250	26080.055.025	ST6,3X32MM	100	26080.063.032	ST8,0X32MM*	250	26080.080.032
ST5,5X32MM*	250	26080.055.032	ST6,3X38MM	100	26080.063.038	ST8,0X38MM*	250	26080.080.038
ST5,5X38MM*	250	26080.055.038	ST6,3X45MM	100	26080.063.045	ST8,0X45MM*	250	26080.080.045
ST5,5X45MM*	250	26080.055.045	ST6,3X50MM	100	26080.063.050	ST8,0X50MM	250	26080.080.050
ST5,5X50MM*	250	26080.055.050	ST6,3X60MM*	250	26080.063.060	ST8,0X60MM*	200	26080.080.060
ST5,5X60MM*	250	26080.055.060	ST6,3X70MM*	250	26080.063.070	ST8,0X80MM*	200	26080.080.080

- Warning: electroplating of these products may cause hydrogen embrittlement.

26083 Hexagon head tapping screw / Zeskantplaatbout / Vis à tôle à tête hexagonale — J04A

Thread	Self tapping thread	DIN	7976 C
Material	Steel	ISO	1479 C
Surface treatment	Zinc plated black passivated	NF	E25-662 C



d x L	✉	Art.number	d x L	✉	Art.number	d x L	✉	Art.number
ST3,5X9,5MM*	1.000	26083.035.009						
			ST4,8X9,5MM*	1.000	26083.048.009	ST6,3X25MM*	500	26083.063.025
ST4,2X19MM*	1.000	26083.042.019						

26180 Hexagon head tapping screw without point / Zeskantplaatbout zonder punt / Vis à tôle à tête hexagonale sans point — J04A

Thread	Self tapping thread	DIN	7976 F
Material	Steel	ISO	1479 F
Surface treatment	Zinc plated	NF	E25-662 F



d x L	✉	Art.number	d x L	✉	Art.number	d x L	✉	Art.number
ST4,2X9,5MM*	500	26180.042.009	ST4,8X16MM	200	26180.048.016	ST6,3X13MM	100	26180.063.013
ST4,2X13MM*	500	26180.042.013	ST4,8X19MM	200	26180.048.019	ST6,3X16MM	100	26180.063.016
ST4,2X16MM*	500	26180.042.016	ST4,8X22MM*	250	26180.048.022	ST6,3X19MM	100	26180.063.019
ST4,2X19MM*	500	26180.042.019	ST4,8X25MM	200	26180.048.025	ST6,3X22MM*	250	26180.063.022
ST4,2X25MM*	500	26180.042.025				ST6,3X25MM	100	26180.063.025
			ST5,5X13MM*	1.000	26180.055.013			
ST4,8X9,5MM	200	26180.048.009	ST5,5X19MM*	1.000	26180.055.019	ST8(7,9)X19MM	100	26180.079.019
ST4,8X13MM	200	26180.048.013				ST8(7,9)X25MM	100	26180.079.025

- Warning: electroplating of these products may cause hydrogen embrittlement.

51650 Hexagon head tapping screw / Zeskantplaatbout / Vis à tôle à tête hexagonale — R01A

Thread	Self tapping thread	DIN	7976 C
Material	Stainless steel A2	ISO	1479 C
		NF	E25-662 C



d x L	✉	Art.number	d x L	✉	Art.number	d x L	✉	Art.number
ST2,9X9,5MM*	1.000	51650.029.009				ST4,8X55MM*	200	51650.048.055
ST2,9X13MM*	1.000	51650.029.013	ST4,2X9,5MM*	1.000	51650.042.009	ST4,8X60MM*	200	51650.048.060
ST2,9X16MM*	1.000	51650.029.016	ST4,2X13MM	100	51650.042.013	ST4,8X70MM*	200	51650.048.070
ST2,9X19MM*	1.000	51650.029.019	ST4,2X16MM	100	51650.042.016	ST4,8X80MM*	200	51650.048.080
			ST4,2X19MM*	1.000	51650.042.019			
ST3,5X9,5MM*	1.000	51650.035.009	ST4,2X22MM	100	51650.042.022	ST5,5X13MM*	1.000	51650.055.013
ST3,5X13MM*	1.000	51650.035.013	ST4,2X25MM*	1.000	51650.042.025	ST5,5X16MM*	1.000	51650.055.016
ST3,5X16MM*	1.000	51650.035.016	ST4,2X32MM*	500	51650.042.032	ST5,5X19MM	1.000	51650.055.019
ST3,5X19MM*	1.000	51650.035.019	ST4,2X38MM*	500	51650.042.038	ST5,5X22MM*	1.000	51650.055.022
ST3,5X22MM*	1.000	51650.035.022	ST4,2X45MM*	500	51650.042.045	ST5,5X25MM*	500	51650.055.025
ST3,5X25MM*	1.000	51650.035.025	ST4,2X50MM*	200	51650.042.050	ST5,5X32MM	500	51650.055.032
ST3,5X32MM*	1.000	51650.035.032	ST4,2X70MM*	200	51650.042.070	ST5,5X38MM*	500	51650.055.038
						ST5,5X45MM*	200	51650.055.045
ST3,9X9,5MM*	1.000	51650.039.009	ST4,8X9,5MM*	1.000	51650.048.009	ST5,5X50MM	200	51650.055.050
ST3,9X13MM*	1.000	51650.039.013	ST4,8X13MM	100	51650.048.013	ST5,5X55MM*	200	51650.055.055
ST3,9X16MM*	1.000	51650.039.016	ST4,8X16MM	100	51650.048.016	ST5,5X60MM*	200	51650.055.060
ST3,9X19MM*	1.000	51650.039.019	ST4,8X19MM	100	51650.048.019	ST5,5X70MM*	200	51650.055.070
ST3,9X22MM*	1.000	51650.039.022	ST4,8X22MM*	1.000	51650.048.022	ST5,5X80MM*	200	51650.055.080
ST3,9X25MM*	1.000	51650.039.025	ST4,8X25MM	100	51650.048.025	ST5,5X90MM*	200	51650.055.090
ST3,9X32MM*	1.000	51650.039.032	ST4,8X32MM	500	51650.048.032			
ST3,9X38MM*	500	51650.039.038	ST4,8X38MM*	500	51650.048.038	ST6,3X13MM	100	51650.063.013
ST3,9X45MM*	500	51650.039.045	ST4,8X45MM*	200	51650.048.045	ST6,3X16MM	100	51650.063.016
ST3,9X50MM*	500	51650.039.050	ST4,8X50MM	200	51650.048.050	ST6,3X19MM	100	51650.063.019

51650 **Hexagon head tapping screw / Zeskantplaatbout / Vis à tôle à tête hexagonale** ←

d x L	✉	Art.number	d x L	✉	Art.number	d x L	✉	Art.number
ST6,3X22MM	100	51650.063.022	ST6,3X80MM*	200	51650.063.080	ST8,0X25MM	200	51650.080.025
ST6,3X25MM	100	51650.063.025	ST6,3X90MM*	200	51650.063.090	ST8,0X32MM	200	51650.080.032
ST6,3X32MM	500	51650.063.032	ST6,3X100MM*	200	51650.063.100	ST8,0X38MM	200	51650.080.038
ST6,3X38MM*	200	51650.063.038	ST6,3X120MM*	200	51650.063.120	ST8,0X45MM*	200	51650.080.045
ST6,3X45MM*	200	51650.063.045				ST8,0X50MM	200	51650.080.050
ST6,3X50MM	200	51650.063.050	ST8,0X16MM	200	51650.080.016	ST8,0X60MM	200	51650.080.060
ST6,3X60MM*	200	51650.063.060	ST8,0X19MM*	200	51650.080.019	ST8,0X70MM	200	51650.080.070
ST6,3X70MM*	200	51650.063.070	ST8,0X22MM*	200	51650.080.022			

55650 **Hexagon head tapping screw / Zeskantplaatbout / Vis à tôle à tête hexagonale** **R41A**

Thread Self tapping thread
Material Stainless steel A4

DIN 7976 C
ISO 1479 C
NF E25-662 C

RoHS



d x L	✉	Art.number	d x L	✉	Art.number	d x L	✉	Art.number
ST4,2X13MM*	1.000	55650.042.013	ST4,8X19MM*	1.000	55650.048.019	ST5,5X25MM*	500	55650.055.025
ST4,2X16MM*	1.000	55650.042.016	ST4,8X22MM*	1.000	55650.048.022	ST5,5X32MM*	500	55650.055.032
ST4,2X19MM*	1.000	55650.042.019	ST4,8X25MM*	500	55650.048.025			
ST4,2X22MM*	1.000	55650.042.022	ST4,8X32MM*	500	55650.048.032	ST6,3X13MM*	1.000	55650.063.013
ST4,2X25MM*	1.000	55650.042.025	ST4,8X38MM*	500	55650.048.038	ST6,3X16MM*	1.000	55650.063.016
ST4,2X32MM*	500	55650.042.032	ST4,8X45MM*	200	55650.048.045	ST6,3X19MM*	500	55650.063.019
ST4,2X38MM*	500	55650.042.038				ST6,3X25MM*	200	55650.063.025
ST4,2X50MM*	200	55650.042.050	ST5,5X16MM*	1.000	55650.055.016	ST6,3X32MM*	200	55650.063.032
			ST5,5X19MM*	1.000	55650.055.019	ST6,3X45MM*	200	55650.063.045
ST4,8X13MM*	1.000	55650.048.013	ST5,5X22MM*	1.000	55650.055.022	ST6,3X50MM*	200	55650.063.050
ST4,8X16MM*	1.000	55650.048.016						

6

Hexagon washer faced head tapping screw

Zeskantplaatbout met aangeperste ring / Vis à tôle à tête hexagonale à embase cylindrique

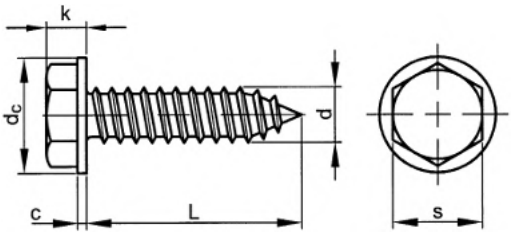

DIN **≈6928 C**
ISO ≈7053 C
BS ≈7599



Technical Data

d	c	d_c	k	P	s
ST3.5	0.6	8.3	3.4	1.30	5.5
ST4.2	0.8	8.8	4.1	1.40	7
ST4.8	0.9	10.5	4.3	1.60	8
ST5.5	1	11	5.4	1.80	8
ST6.3	1	13.5	5.9	1.80	10

Article groups

Thread	Driving features	Material	Surface treatment	Code	Page
ST	Hexagon	St.	ZPL	28100	6-153
ST	Hexagon	St.	ZPL BLCK	28103	6-154

28100 **Hexagon washer faced head tapping screw / Zeskantplaatbout met aangeperste ring / Vis à tôle à tête hexagonale à embase cylindrique** **J04A**

Thread Self tapping thread
Material Steel
Surface treatment Zinc plated

RoHS



d x L	✉	Art.number	d x L	✉	Art.number	d x L	✉	Art.number
ST3,5X9,5MM	200	28100.035.009	ST4,2X9,5MM	200	28100.042.009	ST4,2X25MM	200	28100.042.025
ST3,5X13MM	200	28100.035.013	ST4,2X13MM	200	28100.042.013			
ST3,5X16MM	200	28100.035.016	ST4,2X16MM	200	28100.042.016	ST4,8X13MM	200	28100.048.013
			ST4,2X19MM	200	28100.042.019	ST4,8X16MM	200	28100.048.016

28100	Hexagon washer faced head tapping screw / Zeskantplaatbout met aangeperste ring / Vis à tôle à tête hexagonale à embase cylindrique	←

d x L	✉	Art.number	d x L	✉	Art.number	d x L	✉	Art.number
ST4,8X19MM	200	28100.048.019	ST5,5X16MM*	1.000	28100.055.016	ST6,3X16MM*	500	28100.063.016
ST4,8X25MM	200	28100.048.025	ST5,5X19MM*	500	28100.055.019	ST6,3X19MM*	500	28100.063.019
ST4,8X32MM	200	28100.048.032	ST5,5X25MM*	500	28100.055.025	ST6,3X25MM	250	28100.063.025
						ST6,3X32MM*	250	28100.063.032
ST5,5X13MM*	1.000	28100.055.013	ST6,3X13MM*	500	28100.063.013	ST6,3X38MM	250	28100.063.038

- Warning: electroplating of these products may cause hydrogen embrittlement.

28103	Hexagon washer faced head tapping screw / Zeskantplaatbout met aangeperste ring / Vis à tôle à tête hexagonale à embase cylindrique	J04A

Thread Self tapping thread
Material Steel
Surface treatment Zinc plated black passivated



d x L	✉	Art.number	d x L	✉	Art.number	d x L	✉	Art.number
ST4,2X13MM*	1.000	28103.042.013	ST4,8X19MM*	1.000	28103.048.019			
ST4,2X19MM*	1.000	28103.042.019				ST6,3X16MM*	500	28103.063.016
			ST5,5X19MM*	500	28103.055.019	ST6,3X19MM*	500	28103.063.019
ST4,8X16MM*	1.000	28103.048.016						

6

Tapping screw socket head

Plaatschroef met cilinderkop en binnenzeskant / Vis à tôle tête hexagonale creuse

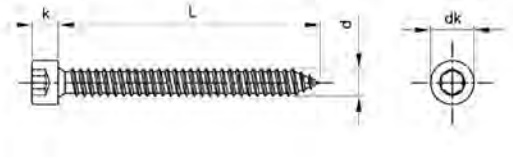



Technical Data

d	d_k	k	s
4.8	8.5	5	4
5.5	10	6	5
6.3	10	6	5

Article groups

Thread	Driving features	Material	Code	Page
ST	Hexagon	St.st. A2	51651	6-154
ST	Hexagon	St.st. A4	55651	6-155

51651	Tapping screw socket head / Plaatschroef met cilinderkop en binnenzeskant / Vis à tôle tête hexagonale creuse	Q05A

Thread Self tapping thread
Material Stainless steel A2



d x L	✉	Art.number	d x L	✉	Art.number	d x L	✉	Art.number
4,8X9,5MM*	500	51651.048.009	4,8X80MM*	200	51651.048.080	5,5X55MM*	200	51651.055.055
4,8X13MM*	500	51651.048.013	4,8X90MM*	200	51651.048.090	5,5X60MM*	200	51651.055.060
4,8X16MM*	500	51651.048.016	4,8X100MM*	200	51651.048.100	5,5X65MM*	200	51651.055.065
4,8X19MM*	500	51651.048.019				5,5X70MM	200	51651.055.070
4,8X22MM*	500	51651.048.022	5,5X13MM*	500	51651.055.013	5,5X75MM*	200	51651.055.075
4,8X25MM*	500	51651.048.025	5,5X16MM*	500	51651.055.016	5,5X80MM*	200	51651.055.080
4,8X30MM*	500	51651.048.030	5,5X19MM*	500	51651.055.019	5,5X90MM*	200	51651.055.090
4,8X32MM*	500	51651.048.032	5,5X22MM*	500	51651.055.022	5,5X100MM*	200	51651.055.100
4,8X35MM*	500	51651.048.035	5,5X25MM*	500	51651.055.025			
4,8X38MM*	500	51651.048.038	5,5X30MM*	500	51651.055.030	6,3X13MM*	200	51651.063.013
4,8X40MM*	500	51651.048.040	5,5X32MM*	500	51651.055.032	6,3X16MM*	500	51651.063.016
4,8X42MM*	500	51651.048.042	5,5X35MM*	500	51651.055.035	6,3X19MM*	500	51651.063.019
4,8X45MM*	500	51651.048.045	5,5X38MM*	500	51651.055.038	6,3X22MM*	500	51651.063.022
4,8X50MM*	200	51651.048.050	5,5X40MM*	500	51651.055.040	6,3X25MM*	500	51651.063.025
4,8X55MM*	200	51651.048.055	5,5X42MM*	500	51651.055.042	6,3X30MM*	500	51651.063.030
4,8X60MM*	200	51651.048.060	5,5X45MM*	500	51651.055.045	6,3X32MM*	500	51651.063.032
4,8X70MM*	200	51651.048.070	5,5X50MM*	200	51651.055.050	6,3X38MM*	500	51651.063.038

51651 **Tapping screw socket head / Plaatschroef met cilinderkop en binnenzeskant / Vis à tôle tête hexagonale creuse** ←

d x L	✉	Art.number	d x L	✉	Art.number	d x L	✉	Art.number
6,3X42MM*	500	51651.063.042	6,3X60MM*	200	51651.063.060	6,3X80MM*	200	51651.063.080
6,3X45MM*	500	51651.063.045	6,3X65MM*	200	51651.063.065	6,3X90MM*	200	51651.063.090
6,3X50MM*	200	51651.063.050	6,3X70MM*	200	51651.063.070	6,3X100MM*	200	51651.063.100
6,3X55MM*	200	51651.063.055	6,3X75MM*	200	51651.063.075			

55651 **Tapping screw socket head / Plaatschroef met cilinderkop en binnenzeskant / Vis à tôle tête hexagonale creuse** **Q45A**

Thread Self tapping thread
Material Stainless steel A4



d x L	✉	Art.number	d x L	✉	Art.number	d x L	✉	Art.number
4,8X13MM*	500	55651.048.013	5,5X19MM*	500	55651.055.019			
4,8X16MM*	500	55651.048.016	5,5X22MM*	500	55651.055.022	6,3X13MM*	500	55651.063.013
4,8X19MM*	500	55651.048.019	5,5X25MM*	500	55651.055.025	6,3X16MM*	500	55651.063.016
4,8X22MM*	500	55651.048.022	5,5X30MM*	500	55651.055.030	6,3X19MM*	500	55651.063.019
4,8X25MM*	500	55651.048.025	5,5X32MM*	500	55651.055.032	6,3X22MM*	200	55651.063.022
4,8X32MM*	500	55651.048.032	5,5X38MM*	500	55651.055.038	6,3X25MM*	500	55651.063.025
4,8X38MM*	500	55651.048.038	5,5X42MM*	500	55651.055.042	6,3X32MM*	500	55651.063.032
4,8X45MM*	500	55651.048.045	5,5X45MM*	500	55651.055.045	6,3X38MM*	200	55651.063.038
4,8X50MM*	200	55651.048.050	5,5X50MM*	200	55651.055.050	6,3X45MM*	500	55651.063.045
4,8X60MM*	200	55651.048.060	5,5X55MM*	200	55651.055.055	6,3X50MM*	200	55651.063.050
4,8X70MM*	200	55651.048.070	5,5X60MM*	200	55651.055.060	6,3X55MM*	200	55651.063.055
4,8X100MM*	200	55651.048.100	5,5X70MM*	200	55651.055.070	6,3X60MM*	200	55651.063.060
			5,5X75MM*	200	55651.055.075			
5,5X16MM*	500	55651.055.016	5,5X90MM*	200	55651.055.090			

Tapping screw caphead hexalobular

Pancilinderplaatschroef, voor afdekkap / Vis à tôle à tête cylindrique bombée

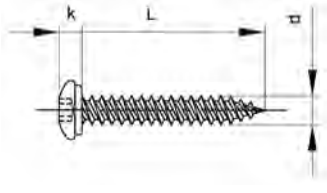



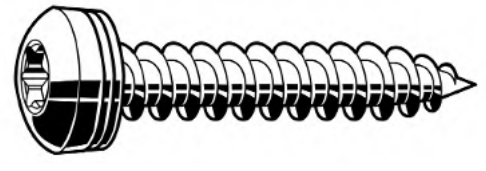

Technical Data

d	d_k	k	Socket
3.9	7.8	1.9	T15

51653 **Cross recessed tapping screw for license plates Torx®recess / Pancilinderplaatschroef Torx®, voor afdekkap / Vis à tôle cruciforme pour plaque d'immatriculation Torx®recess** **R03A**

Thread Self tapping thread
Material Stainless steel A2



d x L	✉	Art.number	d x L	✉	Art.number	d x L	✉	Art.number
ST3,9X13MM*	1.000	51653.039.013	ST3,9X22MM*	1.000	51653.039.022	ST3,9X32MM*	1.000	51653.039.032
ST3,9X16MM*	1.000	51653.039.016	ST3,9X25MM*	1.000	51653.039.025	ST3,9X38MM*	1.000	51653.039.038
ST3,9X19MM*	1.000	51653.039.019						

FABORY

Countersunk head screw for thermo plastics

Verzonken schroef voor kunststof met kruisgleuf / Vis à tête fraisée pour thermoplastiques

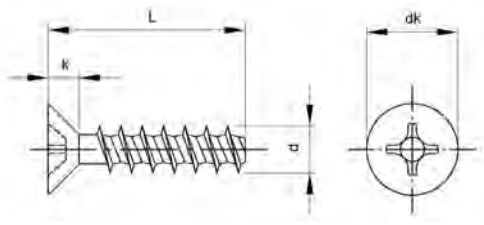



Technical Data

d	d_k	k	No. cross recess
2.2	3.8	1.3	1
2.5	4.7	1.75	1
3	5.5	2.05	1
3.5	7.3	2.8	2
4	8.4	3.25	2
5	9.3	3.4	2
6	11.3	3.8	2

6

Article groups

Thread	Driving features	Material	Surface treatment	Code	Page
Ft	Phillips	St.st. A2		51801	6-156
Ft	Phillips	St.	ZPL	67565	6-156

51801 **Countersunk head screw for thermo plastics Phillips / Verzonken schroef voor kunststof met Phillips kruisgleuf / Vis à tête fraisée pour thermoplastiques Pozidriv** **R03A**

Thread Forming thread for plastics
Material Stainless steel A2



d x L	✉	Art.number	d x L	✉	Art.number	d x L	✉	Art.number
3,0X8MM*	500	51801.030.008	3,5X8MM*	500	51801.035.008	4,0X8MM	500	51801.040.008
3,0X10MM	500	51801.030.010	3,5X10MM*	500	51801.035.010	4,0X10MM	500	51801.040.010
3,0X12MM*	500	51801.030.012	3,5X12MM*	500	51801.035.012	4,0X12MM	500	51801.040.012
3,0X14MM*	500	51801.030.014	3,5X14MM*	500	51801.035.014	4,0X14MM*	500	51801.040.014
3,0X16MM	500	51801.030.016	3,5X16MM*	500	51801.035.016	4,0X16MM	500	51801.040.016

67565 **Countersunk head screw for thermo plastics Phillips / Verzonken schroef voor kunststof met Phillips kruisgleuf / Vis à tête fraisée pour thermoplastiques Pozidriv** **J05A**

Thread Forming thread for plastics
Material Steel
Surface treatment Zinc plated



d x L	✉	Art.number	d x L	✉	Art.number	d x L	✉	Art.number
2,2X5MM*	1.000	67565.022.005	3X16MM*	1.000	67565.030.016	4X25MM*	1.000	67565.040.025
2,2X6MM*	1.000	67565.022.006	3X20MM*	1.000	67565.030.020			
2,2X8MM*	1.000	67565.022.008				5X12MM*	1.000	67565.050.012
			3,5X10MM*	1.000	67565.035.010	5X14MM*	1.000	67565.050.014
2,5X6MM*	1.000	67565.025.006	3,5X12MM*	1.000	67565.035.012	5X16MM	1.000	67565.050.016
2,5X8MM*	1.000	67565.025.008	3,5X14MM*	1.000	67565.035.014	5X18MM*	1.000	67565.050.018
3X6MM*	1.000	67565.030.006	4X10MM*	1.000	67565.040.010	6X12MM*	1.000	67565.060.012
3X8MM*	1.000	67565.030.008	4X12MM*	1.000	67565.040.012	6X16MM*	1.000	67565.060.016
3X10MM*	1.000	67565.030.010	4X14MM*	1.000	67565.040.014	6X20MM*	500	67565.060.020
3X12MM*	1.000	67565.030.012	4X16MM*	1.000	67565.040.016			

Pan head screw for thermo plastics

Pancilinderschroef voor kunststof met kruisgleuf / Vis autoformeuse à tête cylindrique bombée pour plastiques

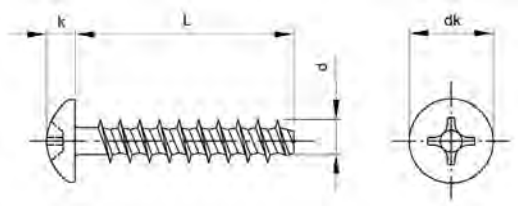



Technical Data

d	d_k	k	No. cross recess
2.2	3.9	1.5	1
2.5	4.4	1.7	1
3	5.6	2.2	1
3.5	6.5	2.55	2
4	7.5	2.7	2
5	8.8	3.4	2
6	10.5	4	3

Article groups

Thread	Driving features	Material	Surface treatment	Code	Page
Ft	Phillips	St.st. A2		51798	6-157
Ft	Phillips	St.	ZPL	67560	6-157
Ft	Phillips	St.	ZPL BLCK	67561	6-158

51798 — Pan head screw for thermo plastics Phillips / Pancilinderschroef voor kunststof met Phillips kruisgleuf / Vis autoformeuse à tête cylindrique bombée pour plastiques Phillips — R03A

Thread Forming thread for plastics
Material Stainless steel A2



d x L	✉	Art.number	d x L	✉	Art.number	d x L	✉	Art.number
3X6MM*	1.000	51798.030.006	3,5X8MM*	500	51798.035.008	4,0X10MM	500	51798.040.010
3,0X8MM	500	51798.030.008	3,5X10MM*	500	51798.035.010	4,0X12MM	500	51798.040.012
3,0X10MM	500	51798.030.010	3,5X12MM*	500	51798.035.012	4,0X14MM*	500	51798.040.014
3,0X12MM	500	51798.030.012	3,5X14MM*	500	51798.035.014	4,0X16MM*	500	51798.040.016
3,0X14MM*	500	51798.030.014	3,5X16MM	500	51798.035.016	4X18MM*	1.000	51798.040.018
3,0X16MM	500	51798.030.016	3,5X18MM*	1.000	51798.035.018	4,0X20MM	500	51798.040.020
3X18MM*	1.000	51798.030.018	3,5X20MM*	500	51798.035.020	4,0X25MM	500	51798.040.025
3,0X20MM*	500	51798.030.020	3,5X25MM*	500	51798.035.025			
3,0X25MM*	500	51798.030.025				5X16MM*	1.000	51798.050.016
			4,0X8MM	500	51798.040.008	5X20MM*	1.000	51798.050.020

67560 — Pan head screw for thermo plastics Phillips / Verzonken schroef voor kunststof met Phillips kruisgleuf / Vis autoformeuse à tête cylindrique bombée pour plastiques Phillips — J05A

Thread Forming thread for plastics
Material Steel
Surface treatment Zinc plated



d x L	✉	Art.number	d x L	✉	Art.number	d x L	✉	Art.number
2,2X5MM*	1.000	67560.022.005	3X6MM*	1.000	67560.030.006	3,5X16MM*	1.000	67560.035.016
2,2X6MM*	1.000	67560.022.006	3X8MM*	1.000	67560.030.008	3,5X18MM*	1.000	67560.035.018
2,2X8MM*	1.000	67560.022.008	3X10MM*	1.000	67560.030.010	3,5X20MM*	1.000	67560.035.020
2,2X10MM*	1.000	67560.022.010	3X12MM*	1.000	67560.030.012	3,5X25MM*	1.000	67560.035.025
			3X14MM*	1.000	67560.030.014	3,5X30MM*	1.000	67560.035.030
2,5X5MM*	1.000	67560.025.005	3X16MM*	1.000	67560.030.016			
2,5X6MM*	1.000	67560.025.006	3X18MM*	1.000	67560.030.018	4X8MM*	1.000	67560.040.008
2,5X8MM*	1.000	67560.025.008	3X20MM*	1.000	67560.030.020	4X10MM*	1.000	67560.040.010
2,5X10MM*	1.000	67560.025.010	3X25MM*	1.000	67560.030.025	4X12MM*	1.000	67560.040.012
2,5X12MM*	1.000	67560.025.012	3X30MM*	1.000	67560.030.030	4X14MM*	1.000	67560.040.014
2,5X14MM*	1.000	67560.025.014				4X16MM*	1.000	67560.040.016
2,5X16MM*	1.000	67560.025.016	3,5X10MM*	1.000	67560.035.010	4X20MM*	1.000	67560.040.020
2,5X18MM*	1.000	67560.025.018	3,5X12MM*	1.000	67560.035.012	4X25MM*	1.000	67560.040.025
			3,5X14MM*	1.000	67560.035.014	4X30MM*	500	67560.040.030

FABORY

67560	Pan head screw for thermo plastics Phillips / Verzonken schroef voor kunststof met Phillips kruisgleuf / Vis autoformeuse à tête cylindrique bombée pour plastiques Phillips									←
d x L	✉	Art.number	d x L	✉	Art.number	d x L	✉	Art.number		
5X10MM*	1.000	67560.050.010	5X18MM*	1.000	67560.050.018	6X12MM*	1.000	67560.060.012		
5X12MM*	1.000	67560.050.012	5X20MM*	1.000	67560.050.020	6X16MM*	500	67560.060.016		
5X14MM*	1.000	67560.050.014	5X25MM*	500	67560.050.025	6X20MM*	500	67560.060.020		
5X16MM*	1.000	67560.050.016	5X30MM*	500	67560.050.030	6X25MM*	500	67560.060.025		
			5X35MM*	500	67560.050.035					

67561	Pan head screw for thermo plastics Phillips / Verzonken schroef voor kunststof met Phillips kruisgleuf / Vis autoformeuse à tête cylindrique bombée pour plastiques Phillips	J05A
Thread	Forming thread for plastics	
Material	Steel	
Surface treatment	Zinc plated black passivated	



d x L	✉	Art.number	d x L	✉	Art.number	d x L	✉	Art.number
2,2X5MM*	1.000	67561.022.005	3X16MM*	1.000	67561.030.016	4X20MM*	1.000	67561.040.020
2,2X6MM*	1.000	67561.022.006	3X18MM*	1.000	67561.030.018	4X25MM*	1.000	67561.040.025
2,2X8MM*	1.000	67561.022.008	3X25MM*	1.000	67561.030.025	4X30MM*	500	67561.040.030
2,2X10MM*	1.000	67561.022.010	3X30MM*	1.000	67561.030.030			
						5X10MM*	1.000	67561.050.010
2,5X5MM*	1.000	67561.025.005	3,5X10MM*	1.000	67561.035.010	5X12MM*	1.000	67561.050.012
2,5X6MM*	1.000	67561.025.006	3,5X12MM*	1.000	67561.035.012	5X14MM*	1.000	67561.050.014
2,5X8MM*	1.000	67561.025.008	3,5X14MM*	1.000	67561.035.014	5X16MM*	1.000	67561.050.016
2,5X10MM*	1.000	67561.025.010	3,5X16MM*	1.000	67561.035.016	5X18MM*	1.000	67561.050.018
2,5X12MM*	1.000	67561.025.012	3,5X18MM*	1.000	67561.035.018	5X20MM*	1.000	67561.050.020
2,5X14MM*	1.000	67561.025.014	3,5X20MM*	1.000	67561.035.020	5X25MM*	500	67561.050.025
2,5X16MM*	1.000	67561.025.016	3,5X30MM*	1.000	67561.035.030	5X30MM*	500	67561.050.030
2,5X18MM*	1.000	67561.025.018				5X35MM*	500	67561.050.035
			4X8MM*	1.000	67561.040.008			
3X6MM*	1.000	67561.030.006	4X10MM*	1.000	67561.040.010	6X12MM*	1.000	67561.060.012
3X8MM*	1.000	67561.030.008	4X12MM*	1.000	67561.040.012	6X16MM*	500	67561.060.016
3X10MM*	1.000	67561.030.010	4X14MM*	1.000	67561.040.014	6X20MM*	500	67561.060.020
3X12MM*	1.000	67561.030.012	4X16MM*	1.000	67561.040.016	6X25MM*	500	67561.060.025
3X14MM*	1.000	67561.030.014						

6

Hexalobular raised countersunk head

Bolverzonken plaatschroef met T-ster / Vis à tôle tête fraisée bombée six lobes internes

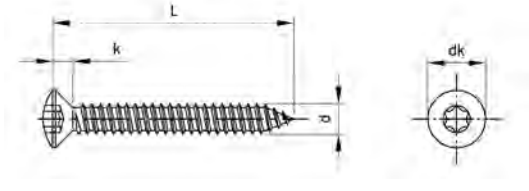

ISO **14587 C**
DIN ≈7983 C



Technical Data

d	d_k	k	Socket
2.2 (≠ISO)	4.3	1.3	T6
2.9	5.5	1.7	T8
3.5	6.8	2.1	T10
3.9 (≠ISO)	7.5	2.3	T15
4.2	8.1	2.5	T20
4.8	9.5	3	T25
5.5	10.8	3.4	T25
6.3	12.4	3.8	T30

Article groups

Thread	Driving features	Material	Code	Page
ST	Hexalobular	St.st. A2	51693	6-159
ST	Hexalobular	St.st. A4	55693	6-159

51693 Hexalobular raised countersunk head / Bolverzonken plaatschroef met T-ster / Vis à tôle tête fraisée bombée six lobes internes R03A

Thread Self tapping thread
Material Stainless steel A2



d x L	✉	Art.number	d x L	✉	Art.number	d x L	✉	Art.number
2,2X6,5MM*	1.000	51693.022.006	3,9X13MM*	1.000	51693.039.013	4,8X50MM*	200	51693.048.050
2,2X9,5MM*	1.000	51693.022.009	3,9X16MM*	1.000	51693.039.016	4,8X60MM*	200	51693.048.060
2,2X13MM*	1.000	51693.022.013	3,9X19MM*	1.000	51693.039.019	4,8X70MM*	200	51693.048.070
2,2X16MM*	1.000	51693.022.016	3,9X22MM*	1.000	51693.039.022	4,8X80MM*	200	51693.048.080
2,2X19MM*	1.000	51693.022.019	3,9X25MM*	1.000	51693.039.025			
2,2X22MM*	1.000	51693.022.022	3,9X32MM*	1.000	51693.039.032	5,5X13MM*	1.000	51693.055.013
2,2X25MM*	1.000	51693.022.025	3,9X38MM*	500	51693.039.038	5,5X16MM*	1.000	51693.055.016
			3,9X45MM*	500	51693.039.045	5,5X19MM*	1.000	51693.055.019
2,9X6,5MM*	1.000	51693.029.006	3,9X50MM*	500	51693.039.050	5,5X22MM*	1.000	51693.055.022
2,9X9,5MM*	1.000	51693.029.009				5,5X25MM*	500	51693.055.025
2,9X13MM*	1.000	51693.029.013	4,2X9,5MM*	1.000	51693.042.009	5,5X32MM*	500	51693.055.032
2,9X16MM*	1.000	51693.029.016	4,2X13MM*	1.000	51693.042.013	5,5X38MM*	500	51693.055.038
2,9X19MM*	1.000	51693.029.019	4,2X16MM*	1.000	51693.042.016	5,5X45MM*	200	51693.055.045
2,9X22MM*	1.000	51693.029.022	4,2X19MM*	1.000	51693.042.019	5,5X60MM*	200	51693.055.060
2,9X25MM*	1.000	51693.029.025	4,2X22MM*	1.000	51693.042.022	5,5X70MM*	200	51693.055.070
2,9X32MM*	1.000	51693.029.032	4,2X25MM*	1.000	51693.042.025	5,5X80MM*	200	51693.055.080
			4,2X32MM*	500	51693.042.032	5,5X50MM*	200	51693.055.950
3,5X6,5MM*	1.000	51693.035.006	4,2X38MM*	500	51693.042.038			
3,5X9,5MM*	1.000	51693.035.009	4,2X45MM*	500	51693.042.045	6,3X13MM*	500	51693.063.013
3,5X13MM*	1.000	51693.035.013	4,2X50MM*	200	51693.042.050	6,3X16MM*	500	51693.063.016
3,5X16MM*	1.000	51693.035.016				6,3X19MM*	500	51693.063.019
3,5X19MM*	1.000	51693.035.019	4,8X9MM*	1.000	51693.048.009	6,3X22MM*	500	51693.063.022
3,5X22MM*	1.000	51693.035.022	4,8X13MM	1.000	51693.048.013	6,3X25MM*	200	51693.063.025
3,5X25MM*	1.000	51693.035.025	4,8X16MM*	1.000	51693.048.016	6,3X32MM*	200	51693.063.032
3,5X32MM*	1.000	51693.035.032	4,8X19MM*	1.000	51693.048.019	6,3X38MM*	200	51693.063.038
3,5X38MM*	1.000	51693.035.038	4,8X22MM*	1.000	51693.048.022	6,3X45MM*	200	51693.063.045
3,5X45MM*	500	51693.035.045	4,8X25MM*	500	51693.048.025	6,3X50MM*	200	51693.063.050
3,5X50MM*	500	51693.035.050	4,8X32MM*	500	51693.048.032	6,3X60MM*	200	51693.063.060
			4,8X38MM*	500	51693.048.038	6,3X70MM*	200	51693.063.070
3,9X6,5MM*	1.000	51693.039.006	4,8X45MM*	200	51693.048.045	6,3X80MM*	200	51693.063.080
3,9X9,5MM*	1.000	51693.039.009						

55693 Hexalobular raised countersunk head / Bolverzonken plaatschroef met T-ster / Vis à tôle tête fraisée bombée six lobes internes R43A

Thread Self tapping thread
Material Stainless steel A4



d x L	✉	Art.number	d x L	✉	Art.number	d x L	✉	Art.number
2,2X16MM*	1.000	55693.022.016				4,8X80MM*	200	55693.048.080
			4,2X9,5MM*	1.000	55693.042.009			
2,9X13MM*	1.000	55693.029.013	4,2X13MM*	1.000	55693.042.013	5,5X13MM*	1.000	55693.055.013
2,9X16MM*	1.000	55693.029.016	4,2X16MM*	1.000	55693.042.016	5,5X16MM*	1.000	55693.055.016
2,9X19MM*	1.000	55693.029.019	4,2X19MM*	1.000	55693.042.019	5,5X19MM*	1.000	55693.055.019
2,9X25MM*	1.000	55693.029.025	4,2X22MM*	1.000	55693.042.022	5,5X22MM*	1.000	55693.055.022
2,9X32MM*	1.000	55693.029.032	4,2X25MM*	1.000	55693.042.025	5,5X25MM*	500	55693.055.025
			4,2X32MM*	500	55693.042.032	5,5X32MM*	500	55693.055.032
3,5X6,5MM*	1.000	55693.035.006	4,2X38MM*	500	55693.042.038	5,5X38MM*	500	55693.055.038
3,5X13MM*	1.000	55693.035.013	4,2X45MM*	500	55693.042.045	5,5X45MM*	200	55693.055.045
3,5X16MM*	1.000	55693.035.016	4,2X50MM*	200	55693.042.050	5,5X50MM*	200	55693.055.050
3,5X19MM*	1.000	55693.035.019	4,2X60MM*	200	55693.042.060	5,5X60MM*	200	55693.055.060
3,5X22MM*	1.000	55693.035.022				5,5X70MM*	200	55693.055.070
3,5X25MM*	1.000	55693.035.025	4,8X13MM*	1.000	55693.048.013	5,5X80MM*	200	55693.055.080
3,5X32MM*	1.000	55693.035.032	4,8X16MM*	1.000	55693.048.016			
3,5X38MM*	1.000	55693.035.038	4,8X19MM*	1.000	55693.048.019	6,3X19MM*	500	55693.063.019
3,5X45MM*	500	55693.035.045	4,8X22MM*	1.000	55693.048.022	6,3X25MM*	200	55693.063.025
			4,8X25MM	500	55693.048.025	6,3X32MM*	200	55693.063.032
3,9X16MM*	1.000	55693.039.016	4,8X32MM*	500	55693.048.032	6,3X38MM*	200	55693.063.038
3,9X19MM*	1.000	55693.039.019	4,8X38MM*	500	55693.048.038	6,3X50MM*	200	55693.063.050
3,9X22MM*	1.000	55693.039.022	4,8X45MM*	200	55693.048.045	6,3X60MM*	200	55693.063.060
3,9X32MM*	1.000	55693.039.032	4,8X50MM*	200	55693.048.050	6,3X70MM*	200	55693.063.070
3,9X38MM*	500	55693.039.038	4,8X60MM*	200	55693.048.060	6,3X80MM*	200	55693.063.080
3,9X50MM*	500	55693.039.050	4,8X70MM*	200	55693.048.070			

FABORY

Square recessed countersunk head tapping screw

Verzonken plaatschroef met binnenvierkant / Vis à tôle à tête fraisée à empreinte carrée

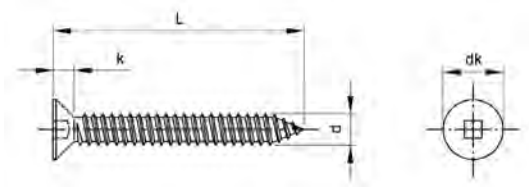

DIN ≈7982 C
ISO ≈7050 C

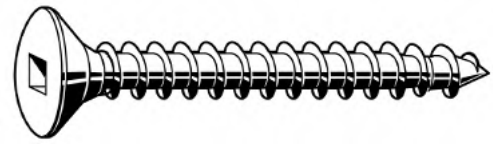

Technical Data

d	d_k	k ≈	No. square	P
ST3.9	7.5	2.3	1	1.40
ST4.2	8.1	2.5	2	1.40
ST4.8	9.5	3	2	1.60

6

51864 **Square recessed countersunk head tapping screw / Verzonken plaatschroef met binnenvierkant / Vis à tôle à tête fraisée à empreinte carrée** **R03A**

Thread Self tapping thread
Material Stainless steel A2



d x L	✉	Art.number	d x L	✉	Art.number	d x L	✉	Art.number
ST3,9X16MM*	200	51864.039.016	ST4,2X32MM*	200	51864.042.032	ST4,8X38MM*	200	51864.048.038
ST3,9X19MM*	200	51864.039.019	ST4,2X38MM*	200	51864.042.038	ST4,8X45MM*	200	51864.048.045
ST3,9X25MM*	200	51864.039.025	ST4,2X45MM*	200	51864.042.045	ST4,8X50MM*	200	51864.048.050
ST3,9X32MM*	200	51864.039.032	ST4,2X50MM*	200	51864.042.050	ST4,8X60MM*	200	51864.048.060
ST3,9X50MM*	200	51864.039.050				ST4,8X70MM*	200	51864.048.070
			ST4,8X16MM*	200	51864.048.016	ST4,8X80MM*	200	51864.048.080
ST4,2X13MM*	200	51864.042.013	ST4,8X19MM*	200	51864.048.019	ST4,8X95MM*	200	51864.048.095
ST4,2X16MM*	200	51864.042.016	ST4,8X25MM*	200	51864.048.025			
ST4,2X19MM*	200	51864.042.019	ST4,8X32MM*	200	51864.048.032			

Cross recessed caphead tapping screw

Pancilinderplaatschroef met kruisgleuf, voor afdekkap / Vis à tôle à tête cylindrique à empreinte cruciforme

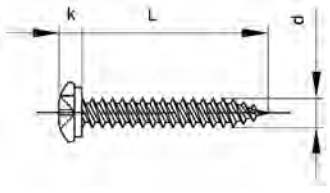



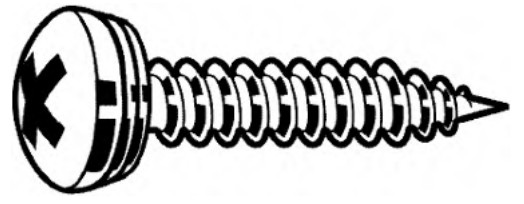

Technical Data

d	d_k	k	No. cross recess
3.9	7.8	1.9	2

Article groups

Thread	Driving features	Material	Surface treatment	Code	Page
ST	Phillips	St.st. A2		51652	6-161
ST	Phillips	St.	ZPL	72050	6-161

51652 **Cross recessed tapping screw for license plates Phillips / Pancilinderplaatschroef met Phillips kruisgleuf, voor afdekkap / Vis à tôle à tête cylindrique à empreinte cruciform Phillips** **R03A**

Thread Self tapping thread
Material Stainless steel A2



d x L	✉	Art.number	d x L	✉	Art.number	d x L	✉	Art.number
ST3,9X9,5MM*	1.000	51652.039.009	ST3,9X19MM*	1.000	51652.039.019	ST3,9X32MM*	1.000	51652.039.032
ST3,9X13MM*	1.000	51652.039.013	ST3,9X22MM*	1.000	51652.039.022	ST3,9X38MM*	1.000	51652.039.038
ST3,9X16MM*	1.000	51652.039.016	ST3,9X25MM*	1.000	51652.039.025			

72050 **Cross recessed caphead tapping screw / Pancilinderplaatschroef met kruisgleuf, voor afdekkap / Vis à tôle à tête cylindrique à empreinte cruciforme** **Y92A**

Thread Self tapping thread
Material Steel
Surface treatment Zinc plated

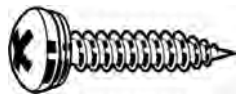

d x L	✉	Art.number	d x L	✉	Art.number	d x L	✉	Art.number
3,9X9,5MM*	1.000	72050.039.009	3,9X19MM*	1.000	72050.039.019	3,9X32MM*	500	72050.039.032
3,9X13MM*	1.000	72050.039.013	3,9X22MM*	500	72050.039.022	3,9X38MM*	500	72050.039.038
3,9X16MM*	1.000	72050.039.016	3,9X25MM*	500	72050.039.025			

FABORY

Square recessed pan head tapping screw

Pancilinderplaatschroef met binnenvierkant / Vis à tôle tête cylindrique à empreinte carrée

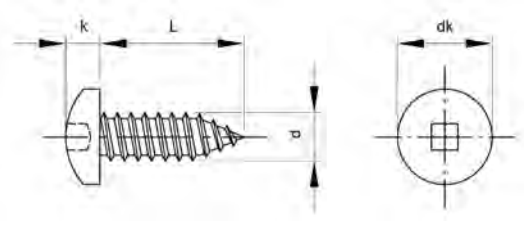

DIN	**≈7981 C**
ISO	≈7049 C
NF	≈E25-654 C
ASME	≈B18.6.4



Technical Data

d	d_k	k	No. square	P
ST3.5	6.9	2.6	1	1.30
ST3.9	7.5	2.8	1	1.40
ST4.2	8.2	3.05	2	1.40
ST4.8	9.5	3.55	2	1.60

6

51663 **Square recessed pan head tapping screw / Pancilinderplaatschroef met binnenvierkant / Vis à tôle tête cylindrique à empreinte carrée** **R03A**

Thread Self tapping thread
Material Stainless steel A2



d x L	✉	Art.number	d x L	✉	Art.number	d x L	✉	Art.number
ST3,5X9,5MM*	200	51663.035.009				ST4,8X22MM*	200	51663.048.022
ST3,5X13MM*	200	51663.035.013	ST4,2X9,5MM*	200	51663.042.009	ST4,8X25MM*	200	51663.048.025
ST3,5X19MM*	200	51663.035.019	ST4,2X13MM*	200	51663.042.013	ST4,8X32MM*	200	51663.048.032
ST3,5X22MM*	200	51663.035.022	ST4,2X16MM	200	51663.042.016	ST4,8X38MM*	200	51663.048.038
ST3,5X25MM*	200	51663.035.025	ST4,2X19MM*	200	51663.042.019	ST4,8X45MM*	200	51663.048.045
			ST4,2X25MM	200	51663.042.025	ST4,8X50MM*	200	51663.048.050
ST3,9X9,5MM*	200	51663.039.009	ST4,2X32MM*	200	51663.042.032	ST4,8X60MM*	200	51663.048.060
ST3,9X13MM*	200	51663.039.013	ST4,2X38MM*	200	51663.042.038	ST4,8X70MM*	200	51663.048.070
ST3,9X16MM*	200	51663.039.016	ST4,2X45MM*	200	51663.042.045	ST4,8X80MM*	200	51663.048.080
ST3,9X19MM*	200	51663.039.019	ST4,2X50MM*	200	51663.042.050	ST4,8X100MM*	200	51663.048.100
ST3,9X22MM*	200	51663.039.022				ST4,8X120MM*	200	51663.048.120
ST3,9X25MM*	200	51663.039.025	ST4,8X13MM*	200	51663.048.013	ST4,8X150MM*	200	51663.048.150
ST3,9X32MM*	200	51663.039.032	ST4,8X16MM*	200	51663.048.016			
ST3,9X38MM*	200	51663.039.038	ST4,8X19MM*	200	51663.048.019			

Cross recessed pan head screws without point iso 7049 fh

Plaatschroef pancilinderkop met kruisgleuf zonder punt iso 7049 fh / Vis à tôle à tête cylindrique bombée large à empreinte cruciforme sans point iso 7049fh

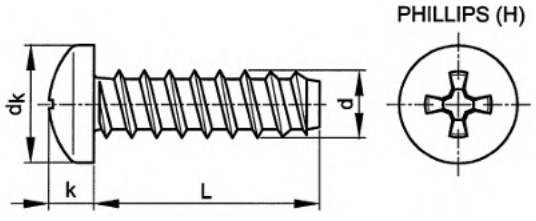

ISO **7049**
7049 F
7981 F



Technical Data

d	d_k	k
ST2.2	4	1.6
ST2.9	5.6	2.4
ST3.5	7	2.6
ST3.9	7.5	2.8
ST4.2	8	3.1
ST4.8	9.5	3.7
ST5.5	11	4
ST6.3	12	4.6

26661 **Cross recessed pan head screws without point iso 7049 fh / Plaatschroef pancilinderkop met kruisgleuf zonder punt iso 7049 fh / Vis à tôle à tête cylindrique bombée large à empreinte cruciforme sans point iso 7049fh** **J02A**

Material Steel
Class 4.8
Surface treatment Zinc plated

RoHS



d x L	✉	Art.number	d x L	✉	Art.number	d x L	✉	Art.number
ST2,2X4,5MM*	2.000	26661.022.004				ST4,8X9,5MM*	500	26661.048.009
ST2,2X9,5MM*	2.000	26661.022.009	ST3,9X6,5MM*	1.000	26661.039.006	ST4,8X13MM*	500	26661.048.013
ST2,2X13MM*	2.000	26661.022.013	ST3,9X9,5MM*	1.000	26661.039.009	ST4,8X16MM*	500	26661.048.016
ST2,2X16MM*	2.000	26661.022.016	ST3,9X13MM*	1.000	26661.039.013	ST4,8X19MM*	500	26661.048.019
			ST3,9X16MM*	1.000	26661.039.016	ST4,8X22MM*	500	26661.048.022
ST2,9X4,5MM*	2.000	26661.029.004	ST3,9X19MM*	1.000	26661.039.019	ST4,8X25MM*	500	26661.048.025
ST2,9X6,5MM*	2.000	26661.029.006	ST3,9X22MM*	1.000	26661.039.022	ST4,8X32MM*	500	26661.048.032
ST2,9X9,5MM*	2.000	26661.029.009	ST3,9X25MM*	1.000	26661.039.025	ST4,8X38MM*	500	26661.048.038
ST2,9X13MM*	2.000	26661.029.013						
ST2,9X16MM*	2.000	26661.029.016	ST4,2X6,5MM*	1.000	26661.042.006	ST5,5X13MM*	500	26661.055.013
ST2,9X19MM*	2.000	26661.029.019	ST4,2X9,5MM*	1.000	26661.042.009	ST5,5X16MM*	500	26661.055.016
ST2,9X22MM*	2.000	26661.029.022	ST4,2X13MM*	1.000	26661.042.013	ST5,5X19MM*	500	26661.055.019
			ST4,2X16MM*	1.000	26661.042.016	ST5,5X22MM*	500	26661.055.022
ST3,5X6,5MM*	1.000	26661.035.006	ST4,2X19MM*	1.000	26661.042.019	ST5,5X25MM*	250	26661.055.025
ST3,5X9,5MM*	2.000	26661.035.009	ST4,2X22MM*	1.000	26661.042.022	ST5,5X32MM*	250	26661.055.032
ST3,5X13MM*	1.000	26661.035.013	ST4,2X25MM*	1.000	26661.042.025	ST5,5X38MM*	250	26661.055.038
ST3,5X16MM*	1.000	26661.035.016	ST4,2X32MM*	1.000	26661.042.032			
ST3,5X19MM*	1.000	26661.035.019				ST6,3X13MM*	250	26661.063.013
ST3,5X22MM*	1.000	26661.035.022	ST4,8X6,5MM*	1.000	26661.048.006	ST6,3X16MM*	250	26661.063.016
ST3,5X25MM*	1.000	26661.035.025						

FABORY

Cross recessed pan head screws rst-z

Plaatschroef pancilinderkop met kruisgleuf pz rts / Vis à tête cylindrique bombée large rst-z

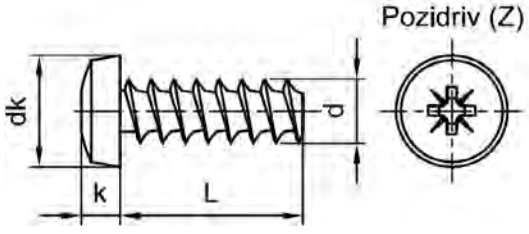

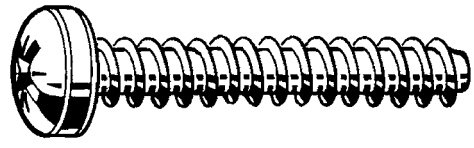

Technical Data

d	d_k	k	No. Torx®
2.2	4	1.5	T6
2.5	4.2	1.6	T8
3	5.6	2.1	T10
3.5	6.9	2.3	T10
4	7.5	2.6	T20
5	8.2	2.9	T20
6	10.8	3.8	T25

6

26850 **Cross recessed pan head screws rst-z / Plaatschroef pancilinderkop met kruisgleuf pz rts / Vis à tête cylindrique bombée large rst-z** **J05A**

Material Steel
Surface treatment Zinc plated



d x L	✉	Art.number	d x L	✉	Art.number	d x L	✉	Art.number
2,2X5MM*	1.000	26850.022.005	3X10MM*	1.000	26850.030.010	4X14MM*	500	26850.040.014
2,2X6MM*	1.000	26850.022.006	3X12MM*	1.000	26850.030.012	4X20MM*	500	26850.040.020
2,2X8MM*	1.000	26850.022.008	3X14MM*	1.000	26850.030.014			
2,2X10MM*	1.000	26850.022.010	3X16MM*	1.000	26850.030.016	5X10MM*	500	26850.050.010
						5X12MM*	500	26850.050.012
2,5X5MM*	1.000	26850.025.005	3,5X8MM*	500	26850.035.008	5X14MM*	500	26850.050.014
2,5X6MM*	1.000	26850.025.006	3,5X10MM*	500	26850.035.010	5X16MM*	500	26850.050.016
2,5X8MM*	1.000	26850.025.008	3,5X12MM*	500	26850.035.012	5X20MM*	500	26850.050.020
2,5X10MM*	1.000	26850.025.010	3,5X16MM*	500	26850.035.016			
2,5X12MM*	1.000	26850.025.012				6X16MM*	250	26850.060.016
			4X8MM*	500	26850.040.008	6X20MM*	250	26850.060.020
3X6MM*	1.000	26850.030.006	4X10MM*	500	26850.040.010	6X25MM*	250	26850.060.025
3X8MM*	1.000	26850.030.008	4X12MM*	500	26850.040.012			

Hexalobular pan head screws rst

T-ster plaatschroef pancilinderkop rts / Vis à tête bombée Torx rst

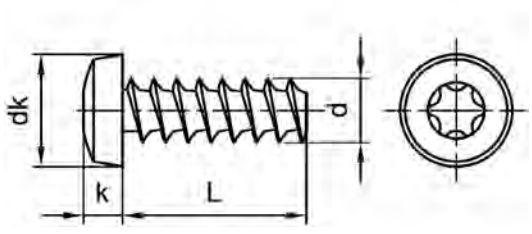

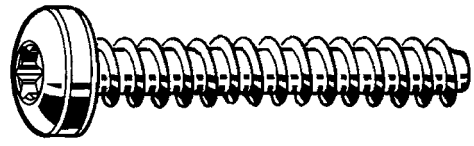

Technical Data

d	d_k	k	No. cross recess
2.2	3.9	1.5	1
2.5	4.4	1.7	1
3	5.3	2	1
3.5	6.1	2.5	1
4	7	2.7	2
5	8.8	3.4	2
6	10.5	4	2

26852 **Hexalobular pan head screws rst / T-ster plaatschroef pancilinderkop rts / Vis à tête bombée Torx rst** **J05A**

Material Steel
Surface treatment Zinc plated



d x L	✉	Art.number	d x L	✉	Art.number	d x L	✉	Art.number
2,2X6MM*	1.000	26852.022.006	3X12MM*	1.000	26852.030.012			
2,2X8MM*	1.000	26852.022.008				5X12MM*	500	26852.050.012
			3,5X10MM*	500	26852.035.010	5X16MM*	500	26852.050.016
2,5X8MM*	1.000	26852.025.008	3,5X12MM*	500	26852.035.012	5X20MM*	500	26852.050.020
2,5X10MM*	1.000	26852.025.010	3,5X16MM*	500	26852.035.016			
						6X16MM*	250	26852.060.016
3X6MM*	1.000	26852.030.006	4X12MM*	500	26852.040.012	6X20MM*	250	26852.060.020
3X8MM*	1.000	26852.030.008	4X16MM*	500	26852.040.016	6X25MM*	250	26852.060.025
3X10MM*	1.000	26852.030.010	4X20MM*	500	26852.040.020			

FABORY

Cross recessed pan head screws with collar rst-z

Plaatschroef pancilinderkop met kruisgleuf met kraag pz rts / Vis à tête cylindrique bombée à embase plate rst-z

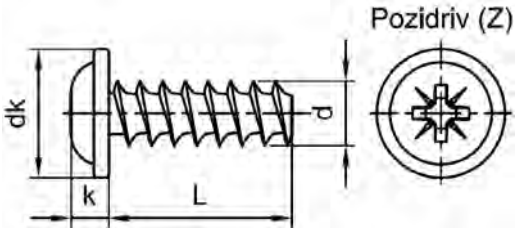

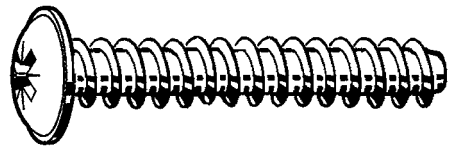

Technical Data

d	d_k	k	No. Torx®
2.2	4.5	1.4	T6
2.5	5	1.5	T6
3	6	2.1	T10
3.5	7	2.4	T10
4	8	2.6	T20
5	10	3.3	T20
6	12	3.6	T25

6

26855 **Cross recessed pan head screws with collar rst-z / Plaatschroef pancilinderkop met kruisgleuf met kraag pz rts / Vis à tête cylindrique bombée à embase plate rst-z** **J05A**

Material Steel
Surface treatment Zinc plated

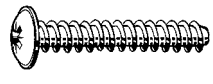

d x L	✉	Art.number	d x L	✉	Art.number	d x L	✉	Art.number
2,2X6MM*	1.000	26855.022.006	3X12MM*	1.000	26855.030.012	4X20MM*	500	26855.040.020
2,2X8MM*	1.000	26855.022.008						
			3,5X10MM*	500	26855.035.010	5X12MM*	500	26855.050.012
2,5X8MM*	1.000	26855.025.008	3,5X12MM*	500	26855.035.012	5X20MM*	500	26855.050.020
2,5X10MM*	1.000	26855.025.010	3,5X16MM*	500	26855.035.016			
						6X16MM*	250	26855.060.016
3X8MM*	1.000	26855.030.008	4X12MM*	500	26855.040.012	6X20MM*	250	26855.060.020
3X10MM*	1.000	26855.030.010	4X16MM*	500	26855.040.016	6X25MM*	250	26855.060.025

Hexalobular pan head screws with collar rst

T-ster plaatschroef pancilinderkop met kraag pz rts / Vis à tête bombée Torx à embase plate rst

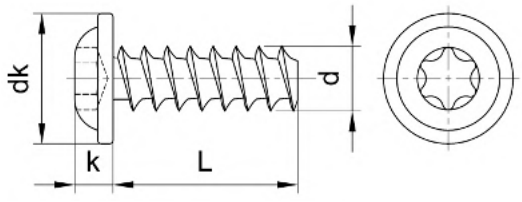

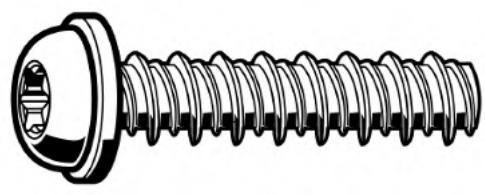

Technical Data

d	d_k	k	No. cross recess
2.2	4.4	1.6	1
2.5	5	1.8	1
3	6	2.1	1
3.5	7	2.4	1
4	8	2.5	2
5	10	3.2	2
6	12	4	2

26857 **Hexalobular pan head screws with collar rst / T-ster plaatschroef pancilinderkop met kraag pz rts / Vis à tête bombée Torx à embase plate rst** **J05A**

Material Steel
Surface treatment Zinc plated

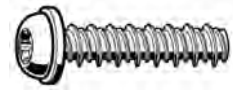

d x L	✉	Art.number	d x L	✉	Art.number	d x L	✉	Art.number
2,2X6MM*	1.000	26857.022.006				5X12MM*	500	26857.050.012
2,2X8MM*	1.000	26857.022.008	3,5X10MM*	500	26857.035.010	5X16MM*	500	26857.050.016
			3,5X12MM*	500	26857.035.012	5X20MM*	500	26857.050.020
2,5X8MM*	1.000	26857.025.008	3,5X16MM*	500	26857.035.016			
2,5X10MM*	1.000	26857.025.010				6X16MM*	250	26857.060.016
			4X12MM*	500	26857.040.012	6X20MM*	250	26857.060.020
3X8MM*	1.000	26857.030.008	4X16MM*	500	26857.040.016	6X25MM*	250	26857.060.025
3X10MM*	1.000	26857.030.010	4X20MM*	500	26857.040.020			
3X12MM*	1.000	26857.030.012						

6

FABORY

Hexalobular pan head screws rst-+

T-ster plaatschroef pancilinderkop pz rts+ / Vis à tête bombée Torx rst-+

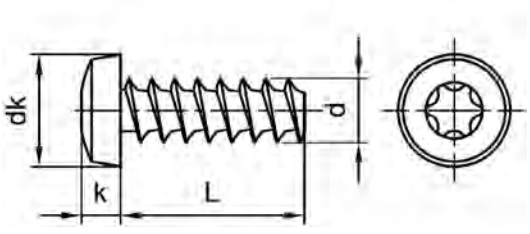

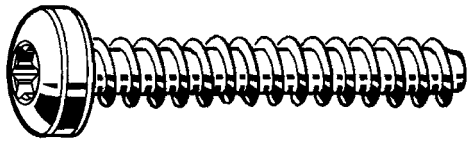

Technical Data

d	d_k	k	No. Torx®
2.2	3.9	1.6	T6
2.5	4.4	1.9	T8
3	5.3	2.3	T10
3.5	6.1	2.7	T15
4	7	3.1	T20
5	8.8	3.5	T25
6	10.5	4.2	T30

6

26860 Hexalobular pan head screws rst-+ / T-ster plaatschroef pancilinderkop pz rts+ / Vis à tête bombée Torx rst-+ J05A

Material Steel
Surface treatment Zinc plated

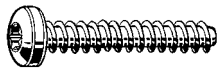

d x L	✉	Art.number	d x L	✉	Art.number	d x L	✉	Art.number
2,2X6MM*	1.000	26860.022.006				5X12MM*	500	26860.050.012
2,2X8MM*	1.000	26860.022.008	3,5X10MM*	500	26860.035.010	5X16MM*	500	26860.050.016
			3,5X12MM*	500	26860.035.012	5X20MM*	500	26860.050.020
2,5X8MM*	1.000	26860.025.008	3,5X16MM*	500	26860.035.016			
2,5X10MM*	1.000	26860.025.010				6X16MM*	250	26860.060.016
			4X12MM*	500	26860.040.012	6X20MM*	250	26860.060.020
3X8MM*	1.000	26860.030.008	4X16MM*	500	26860.040.016	6X25MM*	250	26860.060.025
3X10MM*	1.000	26860.030.010	4X20MM*	500	26860.040.020			
3X12MM*	1.000	26860.030.012						

Hexalobular pan head screws with collar rst-+

T-ster plaatschroef pancilinderkop rts+ / Vis à tête bombée Torx à embase plate rst-+

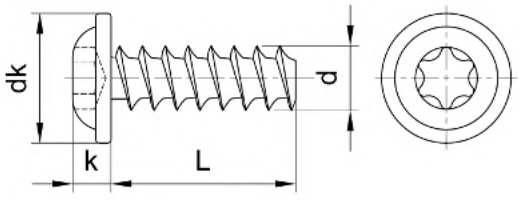

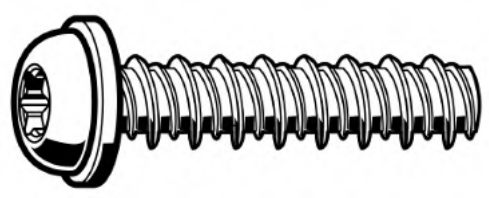

Technical Data

d	d_k	k	No. Torx®
2.2	5	1.6	T6
2.5	5.5	1.9	T8
3	6.5	2.3	T10
3.5	7.5	2.7	T15
4	9	3.1	T20
5	11	3.5	T25
6	13.5	4.2	T30

6

26865 **Hexalobular pan head screws with collar rst-+ / T-ster plaatschroef pancilinderkop rts+ / Vis à tête bombée Torx à embase plate rst-+** **J05A**

Material Steel
Surface treatment Zinc plated

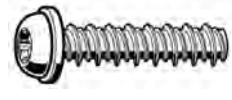

d x L	✉	Art.number	d x L	✉	Art.number	d x L	✉	Art.number
2,2X6MM*	1.000	26865.022.006	3X12MM*	1.000	26865.030.012	4X20MM*	500	26865.040.020
2,2X8MM*	1.000	26865.022.008						
			3,5X10MM*	500	26865.035.010	5X12MM*	500	26865.050.012
2,5X8MM*	1.000	26865.025.008	3,5X12MM*	500	26865.035.012	5X16MM*	500	26865.050.016
2,5X10MM*	1.000	26865.025.010	3,5X16MM*	500	26865.035.016	5X20MM*	500	26865.050.020
3X8MM*	1.000	26865.030.008	4X12MM*	500	26865.040.012	6X16MM*	250	26865.060.016
3X10MM*	1.000	26865.030.010	4X16MM*	500	26865.040.016	6X25MM*	250	26865.060.025

FABORY

Tapping screw ab k-lath asme b18.6.3

Plaatschroef ab k-lath ASME b18.6.3 / Vis à tôle ab k-lath asme b18.6.3

ASME B18.6.3

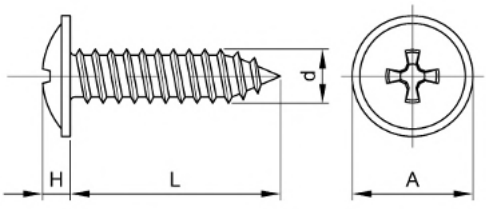



Technical Data

d	A (max.)	D	Driver size	H (max.)	TPI
NO.6	0.219	NO.6	#2	0.080	20
NO.8	0.219	NO.8	#2	0.080	18

U26456 **Tapping screw ab k-lath asme b18.6.3 / Plaatschroef ab k-lath ASME b18.6.3 / Vis à tôle ab k-lath asme b18.6.3** **X01A**

Thread Self tapping thread
Material Carbon steel SAE
Surface treatment Zinc plated

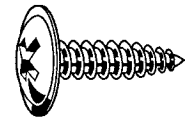

d x L	✉	Art.number	d x L	✉	Art.number	d x L	✉	Art.number
#6X1/2*	100	U26456.013.0050	#8X9/16*	100	U26456.016.0056	#8X1.1/2*	100	U26456.016.0150
#6X3/4*	100	U26456.013.0075	#8X3/4*	100	U26456.016.0075	#8X1.5/8*	100	U26456.016.0162
			#8X1 Inch*	100	U26456.016.0100	#8X2 Inch*	100	U26456.016.0200
#8X1/2*	100	U26456.016.0050	#8X1.1/4*	100	U26456.016.0125			

Tapping screw ab pan asme b18.6.3

Pancilinderplaatschroef ab ASME b18.6.3 / Vis à tôle AB cylindrique ASME B18.6.3

ASME B18.6.3

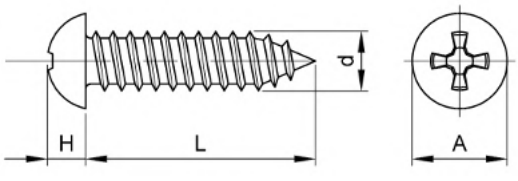



Technical Data

d	A (max.)	Driver size	H (max.)	TPI
NO.4	0.219	#1	0.080	24
NO.6	0.270	#2	0.097	20
NO.8	0.322	#2	0.115	18
NO.10	0.373	#2	0.133	16
NO.12	0.425	#3	0.151	14
NO.14	0.476	#3	0.169	14

U26661 **Tapping screw ab pan asme b18.6.3 / Pancilinderplaatschroef ab ASME b18.6.3 / Vis à tôle AB cylindrique ASME B18.6.3** **X01A**

Thread Self tapping thread
Material Carbon steel SAE
Surface treatment Zinc plated



d x L	✉	Art.number	d x L	✉	Art.number	d x L	✉	Art.number
#4X1/4*	100	U26661.011.0025	#6X3/8*	100	U26661.013.0037	#6X1.1/2*	100	U26661.013.0150
#4X3/8*	100	U26661.011.0037	#6X1/2*	100	U26661.013.0050	#6X2 Inch*	100	U26661.013.0200
#4X1/2*	100	U26661.011.0050	#6X5/8*	100	U26661.013.0062			
#4X5/8*	100	U26661.011.0062	#6X3/4*	100	U26661.013.0075	#8X3/8*	100	U26661.016.0037
#4X3/4*	100	U26661.011.0075	#6X7/8*	100	U26661.013.0087	#8X1/2*	100	U26661.016.0050
#4X1 Inch*	100	U26661.011.0100	#6X1 Inch*	100	U26661.013.0100	#8X5/8*	100	U26661.016.0062
			#6X1.1/4*	100	U26661.013.0125	#8X3/4*	100	U26661.016.0075

U26661 **Tapping screw ab pan asme b18.6.3 / Pancilinderplaatschroef ab ASME b18.6.3 / Vis à tôle AB cylindrique ASME B18.6.3** ←

d x L	✉	Art.number	d x L	✉	Art.number	d x L	✉	Art.number
#8X7/8*	100	U26661.016.0087	#10X1 Inch*	100	U26661.019.0100	#12X2 Inch*	100	U26661.021.0200
#8X1 Inch*	100	U26661.016.0100	#10X1.1/4*	100	U26661.019.0125	#12X2.1/2*	100	U26661.021.0250
#8X1.1/4*	100	U26661.016.0125	#10X1.1/2*	100	U26661.019.0150	#12X3 Inch*	100	U26661.021.0300
#8X1.1/2*	100	U26661.016.0150	#10X2 Inch*	100	U26661.019.0200			
#8X2 Inch*	100	U26661.016.0200	#10X2.1/2*	100	U26661.019.0250	#14X1/2*	100	U26661.024.0050
#8X2.1/2*	100	U26661.016.0250	#10X3 Inch*	100	U26661.019.0300	#14X3/4*	100	U26661.024.0075
#8X3 Inch*	100	U26661.016.0300				#14X1 Inch*	100	U26661.024.0100
			#12X1/2*	100	U26661.021.0050	#14X1.1/4*	100	U26661.024.0125
#10X3/8*	100	U26661.019.0037	#12X5/8*	100	U26661.021.0062	#14X1.1/2*	100	U26661.024.0150
#10X1/2*	100	U26661.019.0050	#12X3/4*	100	U26661.021.0075	#14X2 Inch*	100	U26661.024.0200
#10X5/8*	100	U26661.019.0062	#12X1 Inch*	100	U26661.021.0100	#14X2.1/2*	100	U26661.024.0250
#10X3/4*	100	U26661.019.0075	#12X1.1/4*	100	U26661.021.0125	#14X3 Inch*	100	U26661.024.0300
#10X7/8*	100	U26661.019.0087	#12X1.1/2*	100	U26661.021.0150			

Tapping screw ab hexagon washer slotted asme b18.6.3

Zeskant plaatschroef met zaagsnede en aangeperste ring ASME b18.6.3 / Vis à tôle AB HEXA FENDUE ASME B18.6.3

ASME B18.6.3

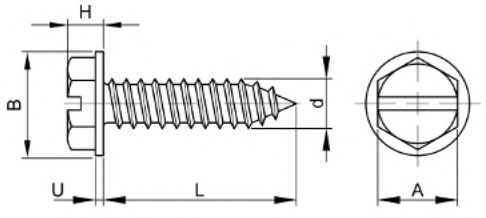

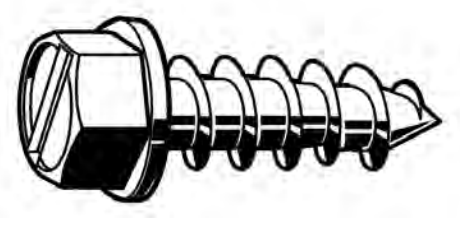

6

Technical Data

d	A (max.)	B (max.)	H (max.)	TPI	U (min.)
NO.4	0.188	0.243	0.060	24	0.011
NO.6	0.250	0.328	0.093	20	0.015
NO.7	0.250	0.328	0.093	19	0.017
NO.8	0.250	0.348	0.100	18	0.019
NO.10	0.312	0.414	0.120	16	0.019
NO.12	0.312	0.432	0.155	14	0.022
NO.1/4	0.375	0.520	0.190	14	0.030
NO.5/16	0.500	0.678	0.230	12	0.035
NO.3/8	0.562	0.780	0.295	12	0.037

Article groups

Thread	Driving features	Material	Surface treatment	Code	Page
ST	Slotted	St. SAE	ZPL	U28100	6-171
ST	Slotted	St.st. AISI 304		U51651	6-172

U28100 **Tapping screw ab hexagon washer slotted asme b18.6.3 / Zeskant plaatschroef met zaagsnede en aangeperste ring ASME b18.6.3 / Vis à tôle AB HEXA FENDUE ASME B18.6.3** **X01A**

Thread Self tapping thread
Material Carbon steel SAE
Surface treatment Zinc plated

RoHS

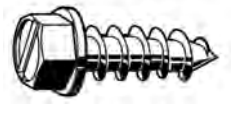

d x L	✉	Art.number	d x L	✉	Art.number	d x L	✉	Art.number
#4X1/4*	100	U28100.011.0025				#10X1 Inch*	100	U28100.019.0100
#4X3/8*	100	U28100.011.0037	#8X1/4*	100	U28100.016.0025	#10X1.1/4*	100	U28100.019.0125
#4X1/2*	100	U28100.011.0050	#8X3/8*	100	U28100.016.0037	#10X1.1/2*	100	U28100.019.0150
#4X5/8*	100	U28100.011.0062	#8X1/2*	100	U28100.016.0050	#10X1.3/4*	100	U28100.019.0175
#4X3/4*	100	U28100.011.0075	#8X5/8*	100	U28100.016.0062	#10X2 Inch*	100	U28100.019.0200
#4X1 Inch*	100	U28100.011.0100	#8X3/4*	100	U28100.016.0075	#10X3 Inch*	100	U28100.019.0300
			#8X7/8*	100	U28100.016.0087			
#6X1/4*	100	U28100.013.0025	#8X1 Inch*	100	U28100.016.0100	#12X1/2*	100	U28100.021.0050
#6X3/8*	100	U28100.013.0037	#8X1.1/4*	100	U28100.016.0125	#12X5/8*	100	U28100.021.0062
#6X1/2*	100	U28100.013.0050	#8X1.1/2*	100	U28100.016.0150	#12X3/4*	100	U28100.021.0075
#6X5/8*	100	U28100.013.0062	#8X2 Inch*	100	U28100.016.0200	#12X7/8*	100	U28100.021.0087
#6X3/4*	100	U28100.013.0075				#12X1 Inch*	100	U28100.021.0100
#6X7/8*	100	U28100.013.0087	#10X3/8*	100	U28100.019.0037	#12X1.1/4*	100	U28100.021.0125
#6X1 Inch*	100	U28100.013.0100	#10X1/2*	100	U28100.019.0050	#12X1.1/2*	100	U28100.021.0150
#6X2 Inch*	100	U28100.013.0200	#10X5/8*	100	U28100.019.0062	#12X2 Inch*	100	U28100.021.0200
			#10X3/4*	100	U28100.019.0075	#12X2.1/2*	100	U28100.021.0250
#7X1/2*	100	U28100.015.0050	#10X7/8*	100	U28100.019.0087	#12X3 Inch*	100	U28100.021.0300

U28100 Tapping screw ab hexagon washer slotted asme b18.6.3 / Zeskant plaatschroef met zaagsnede en aangeperste ring ASME b18.6.3 / Vis à tôle AB HEXA FENDUE ASME B18.6.3 ←

d x L	✉	Art.number	d x L	✉	Art.number	d x L	✉	Art.number
			1/4X2.1/2*	100	U28100.025.0250			
1/4X1/2*	100	U28100.025.0050	1/4X3 Inch*	100	U28100.025.0300	3/8X3/4*	100	U28100.037.0075
1/4X3/4*	100	U28100.025.0075				3/8X1 Inch*	100	U28100.037.0100
1/4X1 Inch*	100	U28100.025.0100	5/16X3/4*	100	U28100.031.0075	3/8X1.1/4*	100	U28100.037.0125
1/4X1.1/4*	100	U28100.025.0125	5/16X1 Inch*	100	U28100.031.0100	3/8X1.1/2*	100	U28100.037.0150
1/4X1.1/2*	100	U28100.025.0150	5/16X1.1/2*	100	U28100.031.0150			
1/4X2 Inch*	100	U28100.025.0200	5/16X2 Inch*	100	U28100.031.0200			

U51651 Tapping screw ab hexagon washer slotted asme b18.6.3 / Zeskant plaatschroef met zaagsnede en aangeperste ring ASME b18.6.3 / Vis à tôle AB HEXA FENDUE ASME B18.6.3 **X15A**

Thread Self tapping thread
Material Stainless steel AISI 304

RoHS

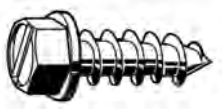

d x L	✉	Art.number	d x L	✉	Art.number	d x L	✉	Art.number
#6X1/2*	100	U51651.013.0050	#8X1.1/2*	100	U51651.016.0150	#12X3/4*	100	U51651.021.0075
#6X5/8*	100	U51651.013.0062	#8X2 Inch*	100	U51651.016.0200	#12X1 Inch*	100	U51651.021.0100
#6X1 Inch*	100	U51651.013.0100				#12X1.1/2*	100	U51651.021.0150
			#10X1/2*	100	U51651.019.0050	#12X2.1/2*	100	U51651.021.0250
#8X1/4*	100	U51651.016.0025	#10X5/8*	100	U51651.019.0062			
#8X3/8*	100	U51651.016.0037	#10X3/4*	100	U51651.019.0075	1/4X3/4*	100	U51651.025.0075
#8X1/2*	100	U51651.016.0050	#10X1 Inch*	100	U51651.019.0100	1/4X1 Inch*	100	U51651.025.0100
#8X5/8*	100	U51651.016.0062	#10X1.1/4*	100	U51651.019.0125	1/4X1.1/4*	100	U51651.025.0125
#8X3/4*	100	U51651.016.0075	#10X2 Inch*	100	U51651.019.0200	1/4X1.1/2*	100	U51651.025.0150
#8X1 Inch*	100	U51651.016.0100				1/4X2 Inch*	100	U51651.025.0200

Tapping screw ab truss asme b18.6.3

Plaatschroef ab laagbolkop ASME b18.6.3 / Vis à tôle AB goutte de suif asme b18.6.3

ASME B18.6.3

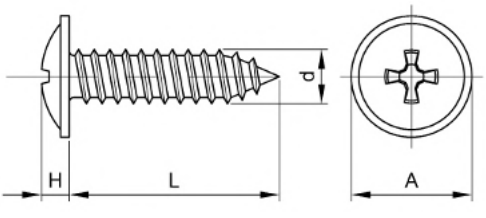

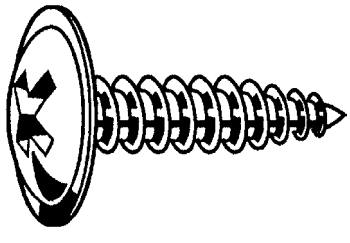

Technical Data

d	A (max.)	Driver size	H (max.)	TPI
NO.4	0.257	#1	0.069	24
NO.6	0.321	#2	0.086	20
NO.8	0.384	#2	0.102	18
NO.10	0.448	#2	0.118	16
NO.12	0.511	#3	0.134	14
NO.14	0.557	#3	0.146	14

U51662 Tapping screw ab truss asme b18.6.3 / Plaatschroef ab laagbolkop ASME b18.6.3 / Vis à tôle AB goutte de suif asme b18.6.3 **X15A**

Thread Self tapping thread
Material Stainless steel AISI 304

RoHS

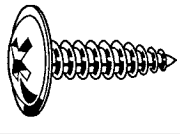

d x L	✉	Art.number	d x L	✉	Art.number	d x L	✉	Art.number
#4X1/2*	100	U51662.011.0050	#8X1.1/2*	100	U51662.016.0150	#12X1.1/4*	100	U51662.021.0125
#4X3/4*	100	U51662.011.0075	#8X2 Inch*	100	U51662.016.0200	#12X1.1/2*	100	U51662.021.0150
#4X1 Inch*	100	U51662.011.0100				#12X2 Inch*	100	U51662.021.0200
			#10X1/2*	100	U51662.019.0050	#12X2.1/2*	100	U51662.021.0250
#6X3/8*	100	U51662.013.0037	#10X3/4*	100	U51662.019.0075	#12X3 Inch*	100	U51662.021.0300
#6X1/2*	100	U51662.013.0050	#10X1 Inch*	100	U51662.019.0100			
#6X3/4*	100	U51662.013.0075	#10X1.1/4*	100	U51662.019.0125	#14X3/4*	100	U51662.024.0075
#6X1 Inch*	100	U51662.013.0100	#10X1.1/2*	100	U51662.019.0150	#14X1 Inch*	100	U51662.024.0100
			#10X2 Inch*	100	U51662.019.0200	#14X1.1/2*	100	U51662.024.0150
#8X1/2*	100	U51662.016.0050	#10X2.1/2*	100	U51662.019.0250	#14X2 Inch*	100	U51662.024.0200
#8X3/4*	100	U51662.016.0075				#14X2.1/2*	100	U51662.024.0250
#8X1 Inch*	100	U51662.016.0100	#12X3/4*	100	U51662.021.0075	#14X3 Inch*	100	U51662.024.0300
#8X1.1/4*	100	U51662.016.0125	#12X1 Inch*	100	U51662.021.0100			

Flange head PZ tapping screw sharp point

Plaatschroeven, BS4174, type C, flenskop (Z) / Vis à tête cylindrique bombée plate PZ à embase à pointe aiguë

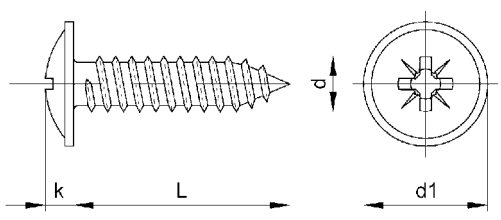

BS 4174

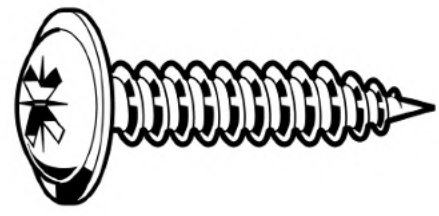

Technical Data

d	d_1 (max.)	k (max.)	No. Pozidriv (Z)
ST2.9	6.53	1.60	1
ST3.5	8.15	1.88	2
ST3.9	8.90	2.00	2
ST4.2	9.75	2.36	2
ST4.8	11.38	2.90	2
ST5.5	13.00	3.15	3

Article groups

Thread	Driving features	Material	Surface treatment	Code	Page
ST	Pozidriv	St.	ZPL	26870	6-173
ST	Pozidriv	St.	ZPL BLCK	26871	6-173

26870 **Flange head PZ tapping screw sharp point / Plaatschroeven, BS4174, type C, flenskop (Z) / Vis à tête cylindrique bombée plate PZ à embase à pointe aiguë** **J03A**

Thread Self tapping thread
Material Steel
Surface treatment Zinc plated

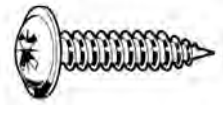

d x L	✉	Art.number	d x L	✉	Art.number	d x L	✉	Art.number
ST2,9X6,5MM*	1.000	26870.029.006	ST3,9X9,5MM*	1.000	26870.039.009	ST4,8X9,5MM*	1.000	26870.048.009
ST2,9X8MM*	1.000	26870.029.008	ST3,9X13MM*	1.000	26870.039.013	ST4,8X13MM*	1.000	26870.048.013
ST2,9X9,5MM*	1.000	26870.029.009	ST3,9X16MM*	1.000	26870.039.016	ST4,8X16MM*	1.000	26870.048.016
ST2,9X13MM*	1.000	26870.029.013	ST3,9X19MM*	1.000	26870.039.019	ST4,8X19MM*	1.000	26870.048.019
ST2,9X16MM*	1.000	26870.029.016				ST4,8X25MM*	500	26870.048.025
ST2,9X19MM*	1.000	26870.029.019	ST4,2X25MM*	1.000	26870.042.003	ST4,8X32MM*	500	26870.048.032
			ST4,2X6,5MM*	1.000	26870.042.006	ST4,8X38MM*	500	26870.048.038
ST3,5X6,5MM*	1.000	26870.035.006	ST4,2X8MM*	1.000	26870.042.008	ST4,8X45MM*	250	26870.048.045
ST3,5X8MM*	1.000	26870.035.008	ST4,2X9,5MM*	1.000	26870.042.009	ST4,8X50MM*	250	26870.048.050
ST3,5X9,5MM*	1.000	26870.035.009	ST4,2X13MM*	1.000	26870.042.013			
ST3,5X13MM	1.000	26870.035.013	ST4,2X16MM*	1.000	26870.042.016	ST5,5X13MM*	1.000	26870.055.013
ST3,5X16MM*	1.000	26870.035.016	ST4,2X19MM*	1.000	26870.042.019	ST5,5X16MM*	500	26870.055.016
ST3,5X19MM*	1.000	26870.035.019	ST4,2X32MM*	500	26870.042.032	ST5,5X19MM*	500	26870.055.019
ST3,5X25MM*	1.000	26870.035.025	ST4,2X38MM*	500	26870.042.038	ST5,5X25MM*	500	26870.055.025
ST3,5X32MM*	1.000	26870.035.032	ST4,2X45MM*	500	26870.042.045	ST5,5X32MM*	500	26870.055.032
ST3,5X38MM*	1.000	26870.035.038	ST4,2X50MM*	500	26870.042.050			

26871 **Flange head PZ tapping screw sharp point / Plaatschroeven, BS4174, type C, flenskop (Z) / Vis à tête cylindrique bombée plate PZ à embase à pointe aiguë** **J03A**

Thread Self tapping thread
Material Steel
Surface treatment Zinc plated black passivated

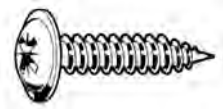

d x L	✉	Art.number	d x L	✉	Art.number	d x L	✉	Art.number
ST2,9X6,5MM*	1.000	26871.029.006	ST3,5X13MM*	1.000	26871.035.013	ST3,9X19MM*	1.000	26871.039.019
ST2,9X9,5MM*	1.000	26871.029.009	ST3,5X16MM	1.000	26871.035.016			
ST2,9X13MM*	1.000	26871.029.013	ST3,5X19MM*	1.000	26871.035.019	ST4,2X8MM*	1.000	26871.042.008
ST2,9X16MM*	1.000	26871.029.016	ST3,5X25MM	1.000	26871.035.025	ST4,2X9,5MM*	1.000	26871.042.009
ST2,9X19MM*	1.000	26871.029.019	ST3,5X32MM*	1.000	26871.035.032	ST4,2X13MM*	1.000	26871.042.013
			ST3,5X38MM*	1.000	26871.035.038	ST4,2X16MM*	1.000	26871.042.016
ST3,5X6,5MM*	1.000	26871.035.006				ST4,2X19MM*	1.000	26871.042.019
ST3,5X8MM*	1.000	26871.035.008	ST3,9X9,5MM*	1.000	26871.039.009	ST4,2X25MM*	1.000	26871.042.025
ST3,5X9,5MM*	1.000	26871.035.009	ST3,9X13MM*	1.000	26871.039.013	ST4,2X32MM*	500	26871.042.032

FABORY

26871	Flange head PZ tapping screw sharp point / Plaatschroeven, BS4174, type C, flenskop (Z) / Vis à tête cylindrique bombée plate PZ à embase à pointe aiguë								←
d x L	✉	Art.number	d x L	✉	Art.number	d x L	✉	Art.number	
ST4,2X38MM*	500	26871.042.038	ST4,8X16MM*	1.000	26871.048.016	ST4,8X50MM*	250	26871.048.050	
ST4,2X45MM*	500	26871.042.045	ST4,8X19MM*	1.000	26871.048.019				
ST4,2X50MM*	500	26871.042.050	ST4,8X25MM*	500	26871.048.025	ST5,5X16MM*	500	26871.055.016	
			ST4,8X32MM*	500	26871.048.032	ST5,5X32MM*	500	26871.055.032	
ST4,8X9,5MM*	1.000	26871.048.009	ST4,8X38MM*	500	26871.048.038				
ST4,8X13MM*	1.000	26871.048.013	ST4,8X45MM*	250	26871.048.045				

Washer pan head PZ tapping screw w/earth nibs sharp point

Plaatschroeven met aardingspunten, type C, flenskop (Z) / Vis à tête cylindrique bombée PZ à embase avec pointes de terre pointues

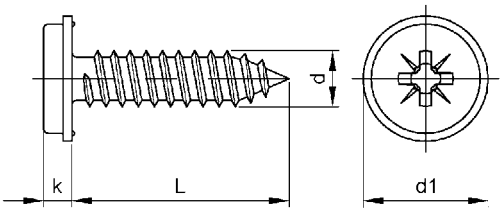

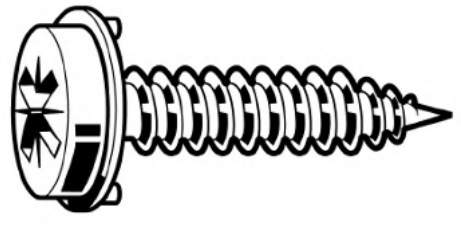

6

Technical Data

d	d_1 (max.)	k (max.)	No. Pozidriv (Z)
3.5	6.9	2.60	2
4.2	8.2	3.05	2

26769	Washer pan head PZ tapping screw w/earth nibs sharp point / Plaatschroeven met aardingspunten, type C, flenskop (Z) / Vis à tête cylindrique bombée PZ à embase avec pointes de terre pointues	J03A
Thread	Self tapping thread	
Material	Steel	
Surface treatment	Zinc plated	

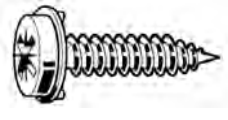

d x L	✉	Art.number	d x L	✉	Art.number	d x L	✉	Art.number
ST3,5X9,5MM*	1.000	26769.035.009				ST4,2X13MM*	1.000	26769.042.013
ST3,5X13MM*	1.000	26769.035.013	ST4,2X9,5MM*	1.000	26769.042.009			

Cross recessed countersunk head tapping screw with flat end

Plaatschroeven, DIN 7982, type F (Z) / Vis à tête fraisée cruciforme à bout plat

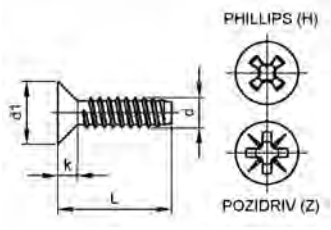

DIN 7982 F
ISO 7050

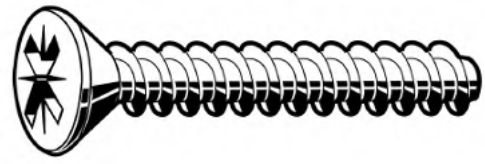

Technical Data

d	d_k	k ≈	No. cross recess	P
ST2.2	4.3	1.3	1	0.8
ST2.9	5.5	1.7	1	1.1
ST3.5	6.8	2.1	2	1.3
ST3.9	7.5	2.3	2	1.3
ST4.2	8.1	2.5	2	1.4
ST4.8	9.5	3	2	1.6
ST5.5	10.8	3.4	3	1.8
ST6.3	12.4	3.8	3	1.8

Article groups

Thread	Driving features	Material	Surface treatment	Code	Page
ST	Pozidriv	St.	ZPL	26772	6-175
ST	Pozidriv	St.	ZPL BLCK	26773	6-175
ST	Phillips	St.st. A2		51865	6-176
ST	Pozidriv	St.st. A2		51867	6-176

26772 Cross recessed countersunk head tapping screw with flat end / Plaatschroeven, DIN 7982, type F (Z) / Vis à tête fraisée cruciforme à bout plat — J01A

Thread Self tapping thread
Material Steel
Surface treatment Zinc plated

DIN 7982 F-Z
ISO 7050 F-Z



d x L	✉	Art.number	d x L	✉	Art.number	d x L	✉	Art.number
ST2,2X4,5MM*	1.000	26772.022.004	ST3,5X9,5MM*	1.000	26772.035.009			
ST2,2X6,5MM*	1.000	26772.022.006	ST3,5X13MM*	1.000	26772.035.013	ST4,8X13MM*	1.000	26772.048.013
ST2,2X8MM*	1.000	26772.022.008	ST3,5X16MM*	1.000	26772.035.016	ST4,8X16MM*	1.000	26772.048.016
ST2,2X9,5MM*	1.000	26772.022.009	ST3,5X19MM*	1.000	26772.035.019	ST4,8X19MM*	1.000	26772.048.019
ST2,2X13MM*	1.000	26772.022.013	ST3,5X25MM*	1.000	26772.035.025	ST4,8X25MM*	1.000	26772.048.025
ST2,9X6,5MM*	1.000	26772.029.006	ST3,9X9,5MM*	1.000	26772.039.009	ST5,5X45MM*	250	26772.055.045
ST2,9X8MM*	1.000	26772.029.008						
ST2,9X9,5MM*	1.000	26772.029.009	ST4,2X9,5MM*	1.000	26772.042.009	ST6,3X32MM*	500	26772.063.032
ST2,9X13MM*	1.000	26772.029.013	ST4,2X13MM*	1.000	26772.042.013	ST6,3X38MM*	250	26772.063.038
ST2,9X16MM*	1.000	26772.029.016	ST4,2X16MM*	1.000	26772.042.016	ST6,3X45MM*	250	26772.063.045
			ST4,2X19MM*	1.000	26772.042.019	ST6,3X50MM*	250	26772.063.050
ST3,5X6,5MM	1.000	26772.035.006	ST4,2X25MM*	1.000	26772.042.025	ST6,3X57MM*	200	26772.063.057
ST3,5X8MM*	1.000	26772.035.008	ST4,2X32MM*	500	26772.042.032	ST6,3X63MM*	150	26772.063.063

26773 Cross recessed countersunk head tapping screw with flat end / Plaatschroeven, DIN 7982, type F (Z) / Vis à tête fraisée cruciforme à bout plat — J01A

Thread Self tapping thread
Material Steel
Surface treatment Zinc plated black passivated

DIN 7982 F-Z
ISO 7050 F-Z



d x L	✉	Art.number	d x L	✉	Art.number	d x L	✉	Art.number
ST2,2X6,5MM*	1.000	26773.022.006	ST2,9X19MM*	1.000	26773.029.019	ST4,2X16MM*	1.000	26773.042.016
ST2,2X8MM*	1.000	26773.022.008				ST4,2X19MM*	1.000	26773.042.019
ST2,2X13MM*	1.000	26773.022.013	ST3,5X8MM*	1.000	26773.035.008	ST4,2X32MM*	500	26773.042.032
			ST3,5X9,5MM*	1.000	26773.035.009			
ST2,9X6,5MM*	1.000	26773.029.006	ST3,5X25MM*	1.000	26773.035.025	ST4,8X16MM*	1.000	26773.048.016
ST2,9X8MM*	1.000	26773.029.008				ST4,8X19MM*	1.000	26773.048.019
ST2,9X9,5MM*	1.000	26773.029.009	ST3,9X9,5MM*	1.000	26773.039.009	ST4,8X25MM*	1.000	26773.048.025
ST2,9X13MM*	1.000	26773.029.013						
ST2,9X16MM*	1.000	26773.029.016	ST4,2X9,5MM*	1.000	26773.042.009	ST6,3X32MM*	500	26773.063.032

26773	Cross recessed countersunk head tapping screw with flat end / Plaatschroeven, DIN 7982, type F (Z) / Vis à tête fraisée cruciforme à bout plat	←

d x L	✉	Art.number	d x L	✉	Art.number
ST6,3X38MM*	250	26773.063.038	ST6,3X50MM*	250	26773.063.050
ST6,3X45MM*	250	26773.063.045	ST6,3X57MM*	200	26773.063.057

51865	Cross recessed countersunk head tapping screw with flat end Phillips / Verzonken plaatschroef met kruisgleuf zonder punt DIN 7982 F-H / Vis à tête fraisée cruciforme Phillips à bout plat	R01A

Thread Self tapping thread DIN 7982 F-H
Material Stainless steel A2 ISO 7050 F-H



d x L	✉	Art.number	d x L	✉	Art.number	d x L	✉	Art.number
ST2,9X16MM*	1.000	51865.029.016	ST3,5X22MM*	1.000	51865.035.022	ST4,2X19MM*	1.000	51865.042.019
						ST4,2X22MM*	1.000	51865.042.022
ST3,5X9,5MM*	1.000	51865.035.009	ST3,9X16MM*	1.000	51865.039.016	ST4,2X25MM*	1.000	51865.042.025
ST3,5X13MM*	1.000	51865.035.013	ST3,9X19MM*	1.000	51865.039.019			
ST3,5X16MM*	1.000	51865.035.016	ST3,9X22MM*	1.000	51865.039.022	ST5,5X35MM*	500	51865.055.035
ST3,5X19MM*	1.000	51865.035.019						

51867	Cross recessed countersunk head tapping screw with flat end Prozidriv / Verzonken plaatschroef met kruisgleuf zonder punt DIN 7982 F-Z / Vis à tête fraisée cruciforme Pozidriv à bout plat	R01A

Thread Self tapping thread DIN 7982 F-Z
Material Stainless steel A2 ISO 7050 F-Z



d x L	✉	Art.number	d x L	✉	Art.number	d x L	✉	Art.number
ST2,9X13MM*	1.000	51867.029.013						
			ST4,2X9,5MM*	1.000	51867.042.009	ST4,8X13MM*	1.000	51867.048.013
ST3,9X9,5MM*	1.000	51867.039.009	ST4,2X13MM*	1.000	51867.042.013	ST4,8X16MM*	1.000	51867.048.016
ST3,9X13MM*	1.000	51867.039.013	ST4,2X16MM*	1.000	51867.042.016			

Flange head PZ tapping screw flat point

Plaatschroeven, BS4174, type F, flenskop (Z) / Vis à tête cylindrique bombée PZ à embase à pointe plate

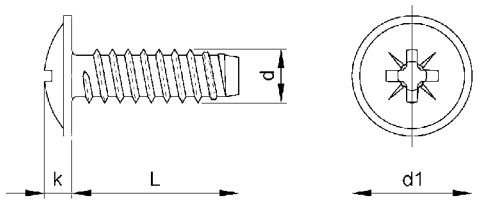

BS 4174

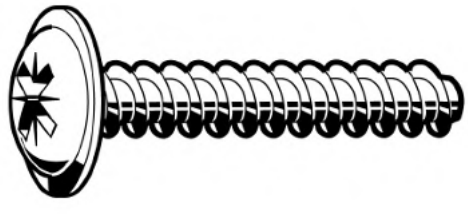

Technical Data

d	d_1 (max.)	k (max.)	No. Pozidriv (Z)
ST2.9	6.53	1.60	1
ST3.5	8.15	1.88	2
ST4.2	9.75	2.36	2
ST4.8	11.38	2.90	2

Article groups

Thread	Driving features	Material	Surface treatment	Code	Page
ST	Pozidriv	St.	ZPL	26873	6-177
ST	Pozidriv	St.	ZPL BLCK	26874	6-177

26873 **Flange head PZ tapping screw flat point / Plaatschroeven, BS4174, type F, flenskop (Z) / Vis à tête cylindrique bombée PZ à embase à pointe plate** **J03A**

Thread	Self tapping thread
Material	Steel
Surface treatment	Zinc plated



d x L	✉	Art.number	d x L	✉	Art.number	d x L	✉	Art.number
ST2,9X6,5MM*	1.000	26873.029.006				ST4,2X19MM*	1.000	26873.042.019
ST2,9X9,5MM*	1.000	26873.029.009	ST4,2X6,5MM*	1.000	26873.042.006			
			ST4,2X8MM*	1.000	26873.042.008	ST4,8X9,5MM*	1.000	26873.048.009
ST3,5X6,5MM*	1.000	26873.035.006	ST4,2X9,5MM*	1.000	26873.042.009	ST4,8X13MM*	1.000	26873.048.013
ST3,5X8MM*	1.000	26873.035.008	ST4,2X13MM*	1.000	26873.042.013	ST4,8X16MM*	1.000	26873.048.016
ST3,5X9,5MM*	1.000	26873.035.009	ST4,2X16MM*	1.000	26873.042.016			

26874 **Flange head PZ tapping screw flat point / Plaatschroeven, BS4174, type F, flenskop (Z) / Vis à tête cylindrique bombée PZ à embase à pointe plate** **J03A**

Thread	Self tapping thread
Material	Steel
Surface treatment	Zinc plated black passivated



d x L	✉	Art.number	d x L	✉	Art.number	d x L	✉	Art.number
ST2,9X6,5MM*	1.000	26874.029.006				ST4,2X19MM*	1.000	26874.042.019
ST2,9X9,5MM*	1.000	26874.029.009	ST4,2X6,5MM*	1.000	26874.042.006			
			ST4,2X8MM*	1.000	26874.042.008	ST4,8X9,5MM*	1.000	26874.048.009
ST3,5X6,5MM*	1.000	26874.035.006	ST4,2X9,5MM*	1.000	26874.042.009	ST4,8X13MM*	1.000	26874.048.013
ST3,5X8MM*	1.000	26874.035.008	ST4,2X13MM*	1.000	26874.042.013	ST4,8X16MM*	1.000	26874.048.016
ST3,5X9,5MM*	1.000	26874.035.009	ST4,2X16MM*	1.000	26874.042.016			

Pan head TX tapping screw flat point

Plaatschroeven, DIN 7981, type F, hexalobular / Vis à tête cylindrique bombée TX à pointe plate

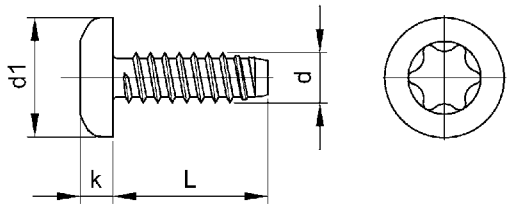

DIN **7981 F**



Technical Data

d	d_1 (max.)	k (max.)	No. Torx®
ST2.9	5.6	2.20	T10
ST3.5	6.9	2.60	T15
ST4.2	8.2	3.05	T20
ST4.8	9.5	3.55	T25
ST5.5	10.8	3.95	T25

Article groups

Thread	Driving features	Material	Surface treatment	Code	Page
ST	Hexalobular	St.	ZPL BLCK	26764	6-177
ST	Hexalobular	St.	ZPL	26768	6-178

26764 **Pan head TX tapping screw flat point / Plaatschroeven, DIN 7981, type F, hexalobular / Vis à tête cylindrique bombée TX à pointe plate** **J03A**

Thread	Self tapping thread
Material	Steel
Surface treatment	Zinc plated black passivated



d x L	✉	Art.number	d x L	✉	Art.number	d x L	✉	Art.number
ST2,9X9,5MM*	1.000	26764.029.009	ST3,5X13MM*	1.000	26764.035.013	ST4,2X9,5MM*	1.000	26764.042.009
						ST4,2X13MM*	1.000	26764.042.013
ST3,5X6,5MM*	1.000	26764.035.006	ST4,2X6,5MM*	1.000	26764.042.006	ST4,2X16MM*	1.000	26764.042.016

FABORY

26764	Pan head TX tapping screw flat point / Plaatschroeven, DIN 7981, type F, hexalobular / Vis à tête cylindrique bombée TX à pointe plate	←

d x L	✉	Art.number	d x L	✉	Art.number	d x L	✉	Art.number
ST4,8X9,5MM*	1.000	26764.048.009	ST4,8X16MM*	1.000	26764.048.016	ST5,5X13MM*	1.000	26764.055.013

26768	Pan head TX tapping screw flat point / Plaatschroeven, DIN 7981, type F, hexalobular / Vis à tête cylindrique bombée TX à pointe plate	J03A

Thread Self tapping thread
Material Steel
Surface treatment Zinc plated



d x L	✉	Art.number	d x L	✉	Art.number	d x L	✉	Art.number
ST2,9X6,5MM*	1.000	26768.029.006				ST4,8X9,5MM*	1.000	26768.048.009
ST2,9X9,5MM*	1.000	26768.029.009	ST4,2X6,5MM*	1.000	26768.042.006	ST4,8X13MM*	1.000	26768.048.013
			ST4,2X9,5MM*	1.000	26768.042.009	ST4,8X16MM*	1.000	26768.048.016
ST3,5X6,5MM*	1.000	26768.035.006	ST4,2X13MM*	1.000	26768.042.013			
ST3,5X9,5MM*	1.000	26768.035.009	ST4,2X16MM*	1.000	26768.042.016	ST5,5X13MM*	1.000	26768.055.013
ST3,5X13MM*	1.000	26768.035.013						

6

Self-drilling cross recessed countersunk head screw

Zelfborende verzonken schroef met kruisgleuf / Vis auto-perceuses à tête fraisée à empreinte cruciforme

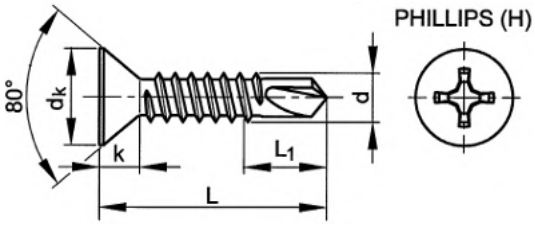

DIN 7504 O-H
ISO 15482 H



Technical Data

d	d_k	L_1 ≈	No. cross recess	P
ST2.9	5.5	4	1	1.10
ST3.5	6.8	5	2	1.30
ST3.9	7.5	6	2	1.40
ST4.2	8.1	7	2	1.40
ST4.8	9.5	8	2	1.60
ST5.5	10.8	10	3	1.80
ST6.3	12.4	11	3	1.80

- Max. grip length KL = L - L_1.

Article groups

Thread	Driving features	Material	Surface treatment		Code	Page
ST	Phillips	St.st. A2			31140	6-178
ST	Phillips	St.	ZPL		31256	6-179
ST	Phillips	St.	ZPL	large pack	31260	6-179

31140	SPEDEC Self-drilling cross recessed countersunk head screw / SPEDEC Zelfborende verzonken schroef met kruisgleuf / SPEDEC Vis auto-perceuses à tête fraisée à empreinte cruciforme	J09A

Thread Self tapping thread
Material Stainless steel A2



d x L	✉	Art.number	d x L	✉	Art.number	d x L	✉	Art.number
ST3,5X16MM	1.000	31140.035.016	ST4,2X25MM	1.000	31140.042.025	ST4,8X25MM	1.000	31140.048.025
ST3,9X19MM	1.000	31140.039.019						

31256	SPEDEC Self-drilling cross recessed countersunk head screw / SPEDEC Zelfborende verzonken schroef met kruisgleuf / SPEDEC Vis auto-perceuses à tête fraisée à empreinte cruciforme	J09A

Thread Self tapping thread
Material Steel
Surface treatment Zinc plated



d x L	✉	Art.number	d x L	✉	Art.number	d x L	✉	Art.number
ST3,5X13MM	200	31256.035.013	ST4,2X32MM	200	31256.042.032	ST4,8X32MM	200	31256.048.032
						ST4,8X38MM	200	31256.048.038
ST4,2X19MM	200	31256.042.019						

- Warning: electroplating of these products may cause hydrogen embrittlement.

31260	SPEDEC Self-drilling cross recessed countersunk head screw / SPEDEC Zelfborende verzonken schroef met kruisgleuf / SPEDEC Vis auto-perceuses à tête fraisée à empreinte cruciforme	J09A

Thread Self tapping thread
Material Steel
Surface treatment Zinc plated



d x L	✉	Art.number	d x L	✉	Art.number	d x L	✉	Art.number
ST3,5X13MM	1.000	31260.035.013	ST3,9X32MM	1.000	31260.039.032	ST4,8X38MM	500	31260.048.038
ST3,5X16MM	1.000	31260.035.016				ST4,8X45MM	500	31260.048.045
ST3,5X19MM	1.000	31260.035.019	ST4,2X16MM	1.000	31260.042.016	ST4,8X50MM	500	31260.048.050
ST3,5X25MM	1.000	31260.035.025	ST4,2X19MM	1.000	31260.042.019			
			ST4,2X22MM	1.000	31260.042.022	ST5,5X32MM	500	31260.055.032
ST3,9X13MM	1.000	31260.039.013	ST4,2X25MM	1.000	31260.042.025			
ST3,9X16MM	1.000	31260.039.016	ST4,2X32MM	1.000	31260.042.032	ST6,3X45MM	500	31260.063.045
ST3,9X19MM	1.000	31260.039.019				ST6,3X50MM	500	31260.063.050
ST3,9X22MM	1.000	31260.039.022	ST4,8X25MM	1.000	31260.048.025	ST6,3X55MM	500	31260.063.055
ST3,9X25MM	1.000	31260.039.025	ST4,8X32MM	1.000	31260.048.032			

- Warning: electroplating of these products may cause hydrogen embrittlement.

Self-drilling cross recessed countersunk screw with wings

Zelfborende verzonken schroef met vleugels en kruisgleuf / Vis auto-perceuses à tête fraisée à ailettes à empreinte cruciforme

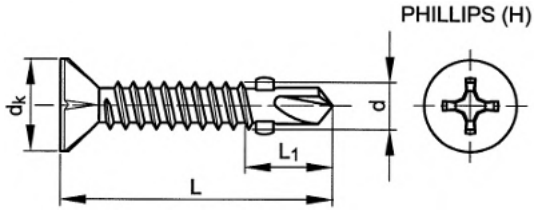

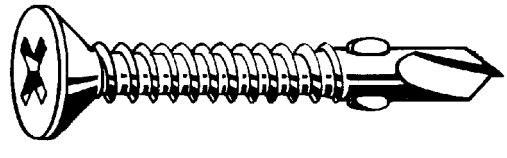

Technical Data

d	A	B	C	D	d_k	E	L_1 ≈	No. cross recess	P
ST4.2	7500	3500	5	0.7	8.1	2	9	2	1.40
ST4.8	11000	6000	8.5	2	9.5	3	10	2	1.60

- A = Breaking load min. in N.
- B = Shear strength min. in N.
- C = Ultimate moment in Nm.
- D = Drillcap. in steel cross cross members St37 (min.).
- E = Drillcap. in steel cross cross members St37 (max.).
- Applicable for direct-assembly of soft wooden beams on steel cross members.
- Max. grip length KL = L – L_1
- St37: With higher steel qualities the max. drilling thickness is reduced.

Special features of FABORY-SPEDEC self-drilling screws type SC:
- **with countersunk ribs for countersinking in wood**

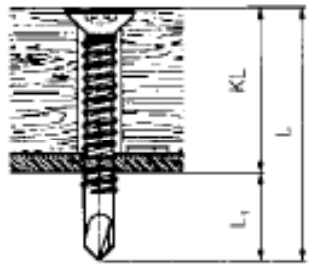

FABORY

31282	SPEDEC SC Self-drilling cross recessed countersunk screw with wings Phillips / SPEDEC SC Zelfborende verzonken schroef met vleugels en Phillips kruisgleuf / SPEDEC SC Vis autoperceuse à tête fraisée à empreinte cruciforme avec ailettes Phillips	J12A

Thread Self tapping thread
Material Steel
Surface treatment Zinc plated



d x L	✉	Art.number	d x L	✉	Art.number	d x L	✉	Art.number
ST4,2X30MM	500	31282.042.030				ST4,8X45MM	500	31282.048.045
ST4,2X40MM	500	31282.042.040	ST4,8X35MM	500	31282.048.035	ST4,8X65MM	500	31282.048.065

- Warning: electroplating of these products may cause hydrogen embrittlement.

Self-drilling cross recessed pan head screw

Zelfborende pancilinderschroef met kruisgleuf / Vis auto-perceuses à tête cilindrique à empreinte cruciforme

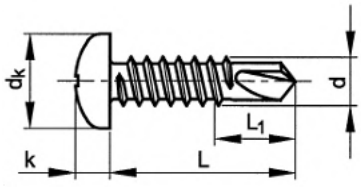



PHILLIPS (H) **DIN** **7504 M-H**
ISO 15481 H



Technical Data

d	d_k	k	L_1 ≈	No. cross recess	P
ST2.9	5.6	2.2	4.5	1	1.10
ST3.5	6.9	2.6	5	2	1.30
ST3.9	7.5	2.8	6	2	1.40
ST4.2	8.2	3.05	7	2	1.40
ST4.8	9.5	3.55	8	2	1.60
ST5.5	11	4	7	3	1.80
ST6.3	12	4.6	7	3	1.80

- Max. grip length KL = L - L_1.

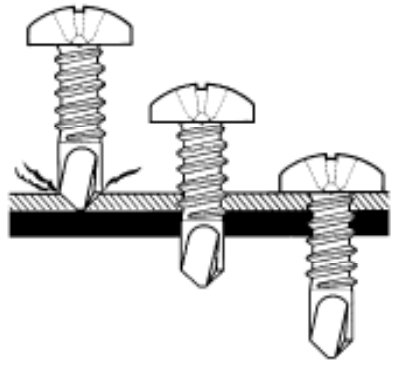

Article groups

Thread	Driving features	Material	Surface treatment		Code	Page
ST	Phillips	St.st. A2			31120	6-181
ST	Phillips	St.	ZPL	large pack	31250	6-181
ST	Phillips	St.	ZPL		31255	6-181
ST	Phillips	St.	ZPL	large pack	31820	6-181

31120 SPEDEC Self-drilling cross recessed pan head screw / SPEDEC Zelfborende pancilinderschroef met kruisgleuf / SPEDEC Vis auto-perceuses à tête cilindrique à empreinte cruciforme — J09A

Thread Self tapping thread
Material Stainless steel A2



d x L	✉	Art.number	d x L	✉	Art.number	d x L	✉	Art.number
ST2,9X13MM	1.000	31120.029.013	ST3,9X16MM	1.000	31120.039.016	ST4,2X25MM	1.000	31120.042.025
			ST3,9X25MM	1.000	31120.039.025			
ST3,5X9,5MM	1.000	31120.035.009				ST4,8X16MM	1.000	31120.048.016
ST3,5X13MM	1.000	31120.035.013	ST4,2X13MM	1.000	31120.042.013	ST4,8X22MM	1.000	31120.048.022
ST3,5X19MM	1.000	31120.035.019	ST4,2X16MM	1.000	31120.042.016			
			ST4,2X19MM	1.000	31120.042.019			

31250 SPEDEC Self-drilling cross recessed pan head screw / SPEDEC Zelfborende pancilinderschroef met kruisgleuf / SPEDEC Vis auto-perceuses à tête cilindrique à empreinte cruciforme — J09A

Thread Self tapping thread
Material Steel
Surface treatment Zinc plated



d x L	✉	Art.number	d x L	✉	Art.number	d x L	✉	Art.number
ST2,9X9,5MM	1.000	31250.029.009	ST3,9X19MM	1.000	31250.039.019			
			ST3,9X25MM	1.000	31250.039.025	ST4,8X13MM	1.000	31250.048.013
ST3,5X9,5MM	1.000	31250.035.009	ST3,9X32MM	1.000	31250.039.032	ST4,8X16MM	1.000	31250.048.016
ST3,5X13MM	1.000	31250.035.013				ST4,8X19MM	1.000	31250.048.019
ST3,5X16MM	1.000	31250.035.016	ST4,2X13MM	1.000	31250.042.013	ST4,8X22MM	1.000	31250.048.022
ST3,5X19MM	1.000	31250.035.019	ST4,2X16MM	1.000	31250.042.016	ST4,8X25MM	1.000	31250.048.025
ST3,5X25MM	1.000	31250.035.025	ST4,2X19MM	1.000	31250.042.019	ST4,8X32MM	1.000	31250.048.032
			ST4,2X22MM	1.000	31250.042.022	ST4,8X38MM	500	31250.048.038
ST3,9X13MM	1.000	31250.039.013	ST4,2X25MM	1.000	31250.042.025	ST4,8X50MM	500	31250.048.050
ST3,9X16MM	1.000	31250.039.016	ST4,2X32MM	1.000	31250.042.032			

- Warning: electroplating of these products may cause hydrogen embrittlement.

31255 SPEDEC SN Self-drilling cross recessed pan head screw Phillips / SPEDEC SN Zelfborende pancilinderschroef met Phillips kruisgleuf / SPEDEC SN Vis autoperceuse à tête cylindrique à empreinte cruciforme Phillips — J09A

Thread Self tapping thread
Material Steel
Surface treatment Zinc plated



d x L	✉	Art.number	d x L	✉	Art.number	d x L	✉	Art.number
ST3,5X9,5MM	200	31255.035.009	ST3,9X16MM	200	31255.039.016	ST4,2X25MM	200	31255.042.025
ST3,5X13MM	200	31255.035.013	ST3,9X19MM	200	31255.039.019	ST4,2X32MM	200	31255.042.032
ST3,5X16MM	200	31255.035.016						
ST3,5X19MM	200	31255.035.019	ST4,2X13MM	200	31255.042.013	ST4,8X13MM	200	31255.048.013
ST3,5X25MM	200	31255.035.025	ST4,2X16MM	200	31255.042.016	ST4,8X16MM	200	31255.048.016
			ST4,2X19MM	200	31255.042.019	ST4,8X19MM	200	31255.048.019

- Warning: electroplating of these products may cause hydrogen embrittlement.

31820 Self-drilling cross recessed pan head screw Phillips / Zelfborende pancilinderschroef met Phillips kruisgleuf / Vis autoperceuse à tête cylindrique à empreinte cruciforme Phillips — J19B

Thread Self tapping thread
Material Steel
Surface treatment Zinc plated



d x L	✉	Art.number	d x L	✉	Art.number	d x L	✉	Art.number
ST2,9X9,5MM*	1.000	31820.029.009	ST3,9X22MM*	1.000	31820.039.022	ST4,8X13MM	2.000	31820.048.013
ST2,9X13MM*	1.000	31820.029.013	ST3,9X38MM*	500	31820.039.038	ST4,8X16MM	2.000	31820.048.016
ST2,9X16MM*	1.000	31820.029.016	ST3,9X45MM*	500	31820.039.045	ST4,8X19MM	2.000	31820.048.019
ST2,9X19MM*	1.000	31820.029.019	ST3,9X50MM*	500	31820.039.050	ST4,8X25MM	2.000	31820.048.025
						ST4,8X45MM*	500	31820.048.045
ST3,5X9,5MM	2.000	31820.035.009	ST4,2X13MM	2.000	31820.042.013	ST4,8X60MM*	250	31820.048.060
ST3,5X13MM	2.000	31820.035.013	ST4,2X16MM	2.000	31820.042.016	ST4,8X70MM*	250	31820.048.070
ST3,5X16MM	2.000	31820.035.016	ST4,2X19MM	2.000	31820.042.019	ST4,8X80MM*	250	31820.048.080
ST3,5X22MM*	1.000	31820.035.022	ST4,2X22MM*	1.000	31820.042.022	ST4,8X90MM*	250	31820.048.090
ST3,5X32MM*	1.000	31820.035.032	ST4,2X25MM	2.000	31820.042.025	ST4,8X100MM*	250	31820.048.100
			ST4,2X32MM	2.000	31820.042.032	ST4,8X110MM	100	31820.048.110
ST3,9X9,5MM*	1.000	31820.039.009	ST4,2X45MM*	500	31820.042.045	ST4,8X120MM*	250	31820.048.120
ST3,9X16MM	2.000	31820.039.016	ST4,2X50MM*	500	31820.042.050			
ST3,9X19MM	2.000	31820.039.019				ST5,5X16MM*	500	31820.055.016

31820 **Self-drilling cross recessed pan head screw Phillips / Zelfborende pancilinderschroef met Phillips kruisgleuf / Vis autoperceuse à tête cylindrique à empreinte cruciforme Phillips** ←

d x L		Art.number	d x L		Art.number	d x L		Art.number
ST5,5X19MM*	500	31820.055.019				ST6,3X50MM*	500	31820.063.050
ST5,5X22MM*	500	31820.055.022	ST6,3X16MM*	500	31820.063.016	ST6,3X60MM*	250	31820.063.060
ST5,5X38MM*	500	31820.055.038	ST6,3X19MM*	500	31820.063.019	ST6,3X70MM*	250	31820.063.070
ST5,5X45MM*	500	31820.055.045	ST6,3X22MM*	500	31820.063.022	ST6,3X80MM*	250	31820.063.080
ST5,5X50MM*	500	31820.055.050	ST6,3X25MM*	500	31820.063.025	ST6,3X90MM*	100	31820.063.090
ST5,5X60MM*	250	31820.055.060	ST6,3X32MM*	500	31820.063.032	ST6,3X100MM*	100	31820.063.100
ST5,5X70MM*	250	31820.055.070	ST6,3X38MM	500	31820.063.038			
ST5,5X80MM*	250	31820.055.080	ST6,3X45MM*	500	31820.063.045			

- Warning: electroplating of these products may cause hydrogen embrittlement.

Self-drilling hexagon head screw washer faced

Zelfborende zeskantkraagbout / Vis auto-perceuses à tête hexagonale à embase

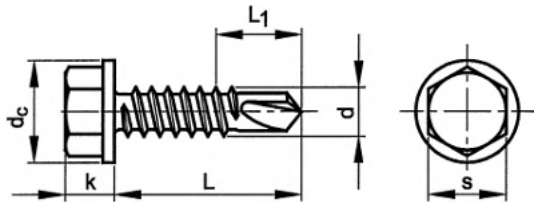

DIN **7504 K**
ISO 15480



6

Technical Data

d	d_c	k (max.)	L_1 ≈	P	s
ST3.5	8.3	3.4	6.8	1.30	5.5
ST3.9	8.3	3.4	6	1.30	5.5
ST4.2	8.8	4.25	7	1.40	7
ST4.8	10.5	4.45	8	1.60	8
ST5.5	11	5.45	10	1.80	8
ST6.3	13.2	6.45	11	1.80	10

- Max. grip length KL = L - L_1.

Article groups

Thread	Driving features	Material	Surface treatment		Code	Page
ST	Hexagon	St.st. A2			31100	6-182
ST	Hexagon	St.	ZPL	large pack	31230	6-182
ST	Hexagon	St.	ZPL		31235	6-183
ST	Hexagon	St.	ZPL	large pack	31810	6-183
ST	Hexagon	St.st. A2			51339	6-183

31100 **SPEDEC Self-drilling hexagon head screw washer faced / SPEDEC Zelfborende zeskantkraagbout / SPEDEC Vis auto-perceuses à tête hexagonale à embase** **J09A**

Thread Self tapping thread
Material Stainless steel A2



d x L		Art.number	d x L		Art.number	d x L		Art.number
ST4,2X25MM	1.000	31100.042.025	ST4,8X32MM	1.000	31100.048.032	ST6,3X22MM	1.000	31100.063.022
ST4,8X19MM	1.000	31100.048.019						

31230 **SPEDEC Self-drilling hexagon head screw washer faced / SPEDEC Zelfborende zeskantkraagbout / SPEDEC Vis auto-perceuses à tête hexagonale à embase** **J09A**

Thread Self tapping thread
Material Steel
Surface treatment Zinc plated



d x L		Art.number	d x L		Art.number	d x L		Art.number
ST4,2X13MM	1.000	31230.042.013	ST4,8X19MM	1.000	31230.048.019			
ST4,2X16MM	1.000	31230.042.016	ST4,8X50MM	500	31230.048.050	ST6,3X19MM	500	31230.063.019
ST4,2X19MM	1.000	31230.042.019				ST6,3X22MM	500	31230.063.022
ST4,2X25MM	1.000	31230.042.025	ST5,5X19MM	1.000	31230.055.019	ST6,3X25MM	500	31230.063.025
			ST5,5X25MM	500	31230.055.025	ST6,3X32MM	500	31230.063.032
ST4,8X16MM	1.000	31230.048.016	ST5,5X38MM	500	31230.055.038	ST6,3X38MM	500	31230.063.038

31230 SPEDEC Self-drilling hexagon head screw washer faced / SPEDEC Zelfborende zeskantkraagbout / SPEDEC Vis auto-perceuses à tête hexagonale à embase ←

d x L	✉	Art.number
ST6,3X50MM	500	31230.063.050

- Warning: electroplating of these products may cause hydrogen embrittlement.

31235 SPEDEC Self-drilling hexagon head screw washer faced / SPEDEC Zelfborende zeskantkraagbout / SPEDEC Vis auto-perceuses à tête hexagonale à embase J09A

Thread Self tapping thread
Material Steel
Surface treatment Zinc plated



d x L	✉	Art.number	d x L	✉	Art.number	d x L	✉	Art.number
ST4,2X13MM	200	31235.042.013	ST4,8X25MM	200	31235.048.025	ST5,5X32MM	100	31235.055.032
ST4,2X16MM	200	31235.042.016	ST4,8X32MM	200	31235.048.032			
ST4,2X19MM	200	31235.042.019	ST4,8X38MM	100	31235.048.038	ST6,3X19MM	200	31235.063.019
ST4,2X25MM	200	31235.042.025	ST4,8X45MM	100	31235.048.045	ST6,3X22MM	200	31235.063.022
ST4,2X32MM	200	31235.042.032	ST4,8X50MM	100	31235.048.050	ST6,3X25MM	200	31235.063.025
						ST6,3X32MM	100	31235.063.032
ST4,8X13MM	200	31235.048.013	ST5,5X19MM	200	31235.055.019	ST6,3X38MM	100	31235.063.038
ST4,8X16MM	200	31235.048.016	ST5,5X22MM	200	31235.055.022	ST6,3X45MM	100	31235.063.045
ST4,8X19MM	200	31235.048.019	ST5,5X25MM	200	31235.055.025	ST6,3X50MM	100	31235.063.050
ST4,8X22MM	200	31235.048.022						

- Warning: electroplating of these products may cause hydrogen embrittlement.

31810 Self-drilling hexagon head screw washer faced / Zelfborende zeskantkraagbout / Vis auto-perceuses à tête hexagonale à embase J19B

Thread Self tapping thread
Material Steel
Surface treatment Zinc plated



d x L	✉	Art.number	d x L	✉	Art.number	d x L	✉	Art.number
ST3,5X9,5MM	1.000	31810.035.009				ST5,5X80MM*	100	31810.055.080
ST3,5X13MM	1.000	31810.035.013	ST4,8X13MM	2.000	31810.048.013	ST5,5X90MM*	100	31810.055.090
ST3,5X16MM	1.000	31810.035.016	ST4,8X16MM	2.000	31810.048.016	ST5,5X100MM*	100	31810.055.100
ST3,5X19MM	1.000	31810.035.019	ST4,8X19MM	2.000	31810.048.019			
ST3,5X22MM*	1.000	31810.035.022	ST4,8X25MM	2.000	31810.048.025	ST6,3X16MM	500	31810.063.016
ST3,5X25MM	1.000	31810.035.025	ST4,8X32MM	2.000	31810.048.032	ST6,3X19MM	1.000	31810.063.019
			ST4,8X38MM	2.000	31810.048.038	ST6,3X22MM*	500	31810.063.022
ST3,9X13MM*	1.000	31810.039.013	ST4,8X45MM	500	31810.048.045	ST6,3X25MM	1.000	31810.063.025
ST3,9X19MM*	1.000	31810.039.019	ST4,8X50MM	500	31810.048.050	ST6,3X32MM	1.000	31810.063.032
ST3,9X22MM*	1.000	31810.039.022	ST4,8X60MM*	500	31810.048.060	ST6,3X38MM	1.000	31810.063.038
ST3,9X25MM*	1.000	31810.039.025	ST4,8X70MM*	250	31810.048.070	ST6,3X45MM*	250	31810.063.045
ST3,9X32MM*	1.000	31810.039.032	ST4,8X80MM*	250	31810.048.080	ST6,3X50MM	1.000	31810.063.050
						ST6,3X60MM	250	31810.063.060
ST4,2X13MM	2.000	31810.042.013	ST5,5X16MM*	500	31810.055.016	ST6,3X90MM*	100	31810.063.090
ST4,2X16MM	2.000	31810.042.016	ST5,5X19MM	2.000	31810.055.019	ST6,3X110MM*	100	31810.063.110
ST4,2X19MM	2.000	31810.042.019	ST5,5X22MM*	500	31810.055.022	ST6,3X120MM*	100	31810.063.120
ST4,2X22MM*	1.000	31810.042.022	ST5,5X25MM	1.000	31810.055.025	ST6,3X130MM*	100	31810.063.130
ST4,2X25MM	2.000	31810.042.025	ST5,5X32MM	250	31810.055.032	ST6,3X140MM*	100	31810.063.140
ST4,2X32MM	2.000	31810.042.032	ST5,5X45MM*	250	31810.055.045	ST6,3X150MM*	100	31810.063.150
ST4,2X38MM	500	31810.042.038	ST5,5X70MM*	100	31810.055.070	ST6,3X160MM*	100	31810.063.160

- Warning: electroplating of these products may cause hydrogen embrittlement.

51339 Self-drilling hexagon head screw washer faced / Zelfborende zeskantkraagbout / Vis auto-perceuses à tête hexagonale à embase R03A

Thread Self tapping thread
Material Stainless steel A2



d x L	✉	Art.number	d x L	✉	Art.number	d x L	✉	Art.number
ST5,5X19MM*	500	51339.055.019	ST5,5X32MM*	500	51339.055.032	ST5,5X50MM*	200	51339.055.050
ST5,5X22MM*	500	51339.055.022	ST5,5X35MM*	500	51339.055.035	ST5,5X58MM*	200	51339.055.058
ST5,5X25MM*	500	51339.055.025	ST5,5X38MM*	500	51339.055.038	ST5,5X65MM*	200	51339.055.065
ST5,5X28MM*	500	51339.055.028	ST5,5X45MM*	500	51339.055.045	ST5,5X70MM*	200	51339.055.070
ST5,5X30MM*	500	51339.055.030						

FABORY

Self-drilling mushroom head screw with SR recess

Zelfborende platbolkopschroef met SR-aandraaivoorziening / Vis auto-perceuses à tête bombée SR

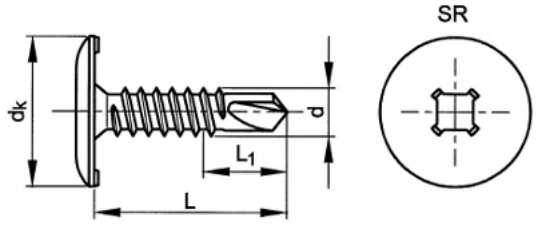

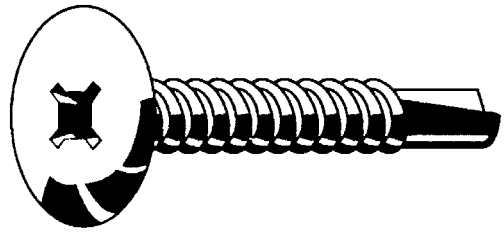

Technical Data

d x L	A	B	C	D	d_k	E	F	G	L_1 ≈	No. SR	P
ST4.8x16	9000	6000	6.5	1	13	3	1.5	4	9	2	1.60
ST4.8x19	9000	6000	6.5	1	15	3	1.5	4	9	2	1.60
ST4.8x25	9000	6000	6.5	1	15	3	1.5	4	9	2	1.60
ST4.8x32	9000	6000	6.5	1	15	3	1.5	4	9	2	1.60

6

- A = Breaking load min. in N.
- B = Shear strength min. in N.
- C = Ultimate moment in Nm.
- D = Drillcap. in steel cross cross members (min.).
- E = Drillcap. in steel cross cross members (max.).
- F = Drillcap. in aluminium cross cross members (min.).
- G = Drillcap. in aluminium cross cross members (max.).
- Applicable for direct-assembly of plywood and particleboard liners on aluminium and steel cross members.
- Max. grip length KL = L – L_1
- SR-recess is a cross recess/square recess combination. Assembly with SR screwdriver bits, see group code 31630 and 31640.
- Steel with pull-out force max. 540 N/mm^2.

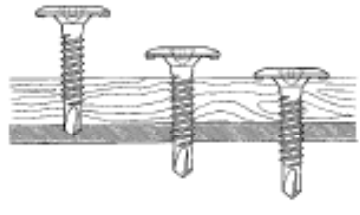

31445 **SPEDEC SCI Self-drilling mushroom head screw with SR recess / SPEDEC SCI Zelfborende platbolkopschroef met SR-aandraai-voorziening / SPEDEC SCI Vis autoperceuse à tête ronde à empreinte SR** **J12A**

Thread Self tapping thread
Material Steel
Surface treatment Zinc plated

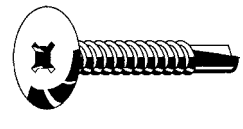

d x L	✉	Art.number	d x L	✉	Art.number	d x L	✉	Art.number
ST4,8X16MM	1.000	31445.048.016	ST4,8X25MM	1.000	31445.048.025	ST4,8X32MM	1.000	31445.048.032
ST4,8X19MM	1.000	31445.048.019						

- Warning: electroplating of these products may cause hydrogen embrittlement.

Self-drilling pan head screw with SR-recess

Zelfborende pancilinderschroef met SR-aandraaivoorziening / Vis auto-perceuses à tête bombée SR

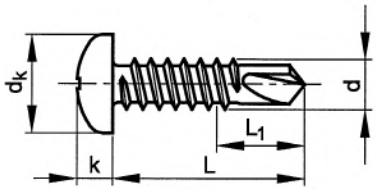

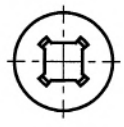

DIN ≈7504 M
ISO ≈15481

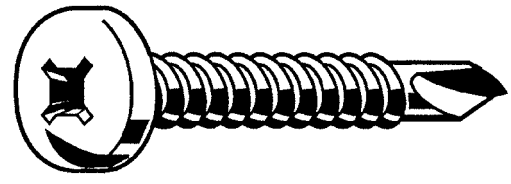

Technical Data

d	d_k	k	L_1 ≈	No. SR	P
ST3.5	7	2.6	5	1	1.30
ST3.9	7.5	2.95	6	2	1.40
ST4.2	8	3.25	7	2	1.40
ST4.8	9.5	3.7	8	2	1.60

- SR-recess is a cross recess/square recess combination. Assembly with SR screwdriver bits, see group codes 31535 and 31640.
- Max. grip length KL = L – L_1.
- Warning: electro-galvanizing of these products may cause hydrogen embrittlement.

6



31480 **SPEDEC SN Self-drilling pan head screw with SR-recess / SPEDEC SN Zelfborende pancilinderschroef met SR-aandraaivoorziening / SPEDEC SN Vis autoperceuse à tête cylindrique à empreinte SR** **J08A**

Thread Self tapping thread
Material Steel
Surface treatment Zinc plated

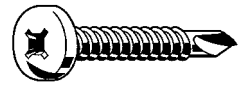

d x L	✉	Art.number	d x L	✉	Art.number	d x L	✉	Art.number
ST3,5X13MM	1.000	31480.035.013				ST4,8X13MM	1.000	31480.048.013
ST3,5X19MM	1.000	31480.035.019	ST4,2X13MM	1.000	31480.042.013	ST4,8X16MM	1.000	31480.048.016
			ST4,2X16MM	1.000	31480.042.016	ST4,8X19MM	1.000	31480.048.019
ST3,9X13MM	1.000	31480.039.013	ST4,2X19MM	1.000	31480.042.019	ST4,8X25MM	1.000	31480.048.025
ST3,9X16MM	1.000	31480.039.016	ST4,2X25MM	1.000	31480.042.025	ST4,8X32MM	1.000	31480.048.032
ST3,9X19MM	1.000	31480.039.019	ST4,2X32MM	1.000	31480.042.032	ST4,8X38MM	1.000	31480.048.038
ST3,9X25MM	1.000	31480.039.025						

FABORY

Self-drilling pan head screw with square socket

Zelfborende pancilinderschroef met binnenvierkant / Vis auto-perceuses à tête bombée à carré creux

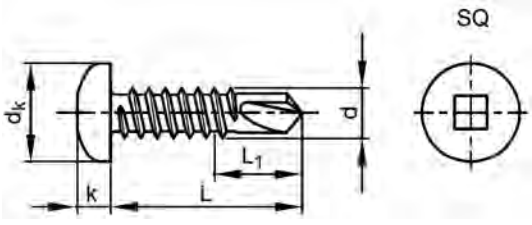

DIN ≈7504 M
ISO ≈15481



Technical Data

d	d_k	k	L_1 ≈	No. square	P
ST3.5	6.7	2.6	2	1	1.30
ST4.2	7.9	3.25	3	2	1.40
ST4.8	9.3	3.7	4	2	1.60

6

26820 **Self-drilling pan head screw with square socket / Zelfborende pancilinderschroef met binnenvierkant / Vis auto-perceuses à tête bombée à carré creux** **J61A**

Thread Self tapping thread
Material Steel
Surface treatment Zinc plated



d x L	✉	Art.number	d x L	✉	Art.number	d x L	✉	Art.number
3,5X9,5MM	200	26820.035.009	4,2X16MM	200	26820.042.016	4,2X32MM	200	26820.042.032
3,5X13MM	200	26820.035.013	4,2X19MM	200	26820.042.019			
			4,2X25MM	200	26820.042.025	4,8X16MM	200	26820.048.016
4,2X13MM	200	26820.042.013						

Self-drilling counter screw with wings and Torx® Metric

Zelfborende verzonken schroef met vleugels Torx® Metrisch / Vis auto-perceuses à tête fraisée Torx® avec à ailettes

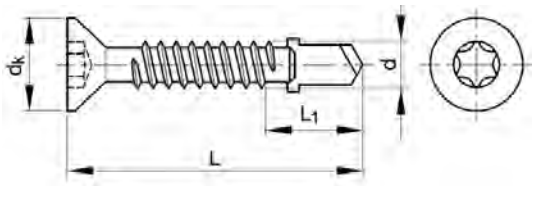



Technical Data

d	A	B	C	D	d_k	E	F	G	L_1 ≈	P	Socket
ST6.3	17000	10000	16	3	12	6	3	6	25	1.80	T30

- A = Breaking load min. in N.
- B = Shear strength min. in N.
- C = Ultimate moment in Nm.
- D = Drillcap. in steel cross cross members St37 (min.).
- E = Drillcap. in steel cross cross members St37 (max.).
- F = Drillcap. in steel cross cross members St52 (min.).
- G = Drillcap. in steel cross cross members St52 (max.).
- Applicable for direct-assembly of soft wooden beams on steel cross members.
- Max. grip length KL = L – L_1
- St52: With higher steelqualities the max. drilling thickness is reduced.

Special features of FABORY-SPEDEC self-drilling screws type SCT:
- the normal drilling point has been replaced by a drilling plate of special hardened steel. This type ensures, when the SC self-drilling screws cause problems, that the area of application can be extended considerably
- in one single operation: start of assembly, drilling through wood, drilling through sheet, wings breaking off, forming thread, tightening screw, assembly finished (see assembly sequence)
- assembly with electric setting tool type type CF 250(P), see group codes 31570 (31572).

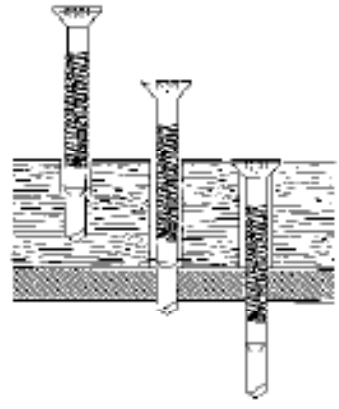

31460	SPEDEC SCT Self-drilling countersunk screw with wings and Torx® / SPEDEC SCT Zelfborende verzonken schroef met vleugels en Torx® / SPEDEC SCT Vis autoperceuse à tête fraisée avec ailettes Torx®	J12A

Thread	Self tapping thread
Material	Steel
Surface treatment	Zinc plated



6

d x L	✉	Art.number	d x L	✉	Art.number	d x L	✉	Art.number
ST6,3X50MM	500	31460.063.050	ST6,3X70MM	500	31460.063.070	ST6,3X90MM	250	31460.063.090
ST6,3X60MM	500	31460.063.060	ST6,3X80MM	500	31460.063.080			

- Warning: electroplating of these products may cause hydrogen embrittlement.

Self-drilling countersunk screw with wings Torx®

Zelfborende verzonken schroef met vleugels en Torx® / Vis auto-perceuses à tête fraisée Torx® avec non-métrique

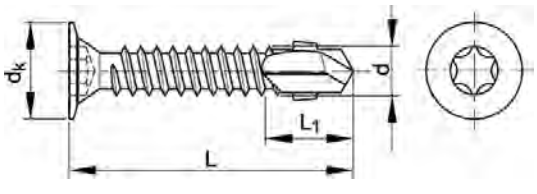



Technical Data

d	A	B	C	D	d_k	E	L_1 ≈	No. Torx®	P
ST5.5	10000	8000	10	2	12	5	15	T30	1.80

- A = Breaking load min. in N.
- B = Shear strength min. in N.
- C = Ultimate moment in Nm.
- D = Drillcap. in steel cross cross members St37 (min.).
- E = Drillcap. in steel cross cross members St37 (max.).
- Applicable for direct-assembly of soft wooden beams on steel cross members.
- Max. grip length KL = L – L_1
- St37 With higher steelqualities the max. drilling thickness is reduced.

Special features of FABORY-SPEDEC self-drilling screws type SC:
- with grooved drilling point
- with a double countersunk head (31411) for a better bearing surface in soft wood
- with undersunk ribs (31416) for countersinking in wood
- assembly with electric setting tool type type CF 250(P), see group codes 31570 (31572)

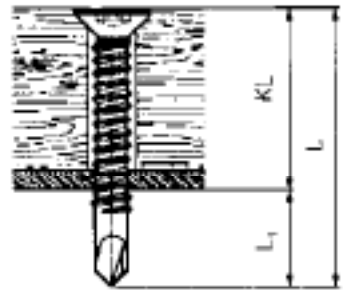

FABORY

Article groups

Thread	Driving features	Material	Surface treatment		Code	Page
ST	Torx®	St.	ZPL	double countersunk	31411	6-188
ST	Torx®	St.	ZPL		31416	6-188

31411 **SPEDEC SC Self-drilling countersunk screw with wings and Torx® recessed / SPEDEC SC Zelfborende verzonken schroef met vleugels en Torx® / SPEDEC SC Vis autoperceuse à tête fraisée avec ailettes et empreinte Torx®** **J12A**

Thread Self tapping thread
Material Steel
Surface treatment Zinc plated



d x L	✉	Art.number	d x L	✉	Art.number	d x L	✉	Art.number
ST5,5X38MM	1.000	31411.055.038	ST5,5X50MM	1.000	31411.055.050	ST5,5X60MM	1.000	31411.055.060
ST5,5X45MM	1.000	31411.055.045						

- Warning: electroplating of these products may cause hydrogen embrittlement.

31416 **SPEDEC SC Self-drilling countersunk screw with wings and Torx® recessed / SPEDEC SC Zelfborende verzonken schroef met vleugels en Torx® / SPEDEC SC Vis autoperceuse à tête fraisée avec ailettes et empreinte Torx®** **J12A**

Thread Self tapping thread
Material Steel
Surface treatment Zinc plated



d x L	✉	Art.number	d x L	✉	Art.number	d x L	✉	Art.number
ST5,5X38MM	1.000	31416.055.038	ST5,5X50MM	1.000	31416.055.050	ST5,5X55MM	1.000	31416.055.055
ST5,5X45MM	1.000	31416.055.045						

- Warning: electroplating of these products may cause hydrogen embrittlement.

6

Self-drilling countersunk screw with wings Torx® UNC

Zelfborende verzonken schroef met vleugels en Torx® UNC / Vis auto-perceuses à tête fraisée Torx® avec UNC

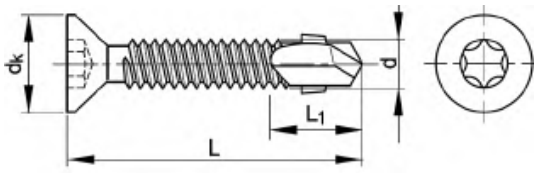



Technical Data

d	A	B	C	D	d_k	E	L_1 ≈	No. Torx®	Threads per inch
U6.3 (1/4)	17000	10000	16	2.5	12	6	16	T30	20

- A = Breaking load min. in N.
- B = Shear strength min. in N.
- C = Ultimate moment in Nm.
- D = Drillcap. in steel cross cross members St37 (min.).
- E = Drillcap. in steel cross cross members St37 (max.).
- Applicable for direct-assembly of soft wooden beams on steel cross members.
- Max. grip length KL = L – L_1
- St37 With higher steelqualities the max. drilling thickness is reduced.

Special features of FABORY-SPEDEC self-drilling screws type SC:
- **with pressed drilling point**
- **with under head ribs for countersinking in wood**
- **assembly with electric setting tool type type CF 250(P), see group-codes 31570 (31572)**

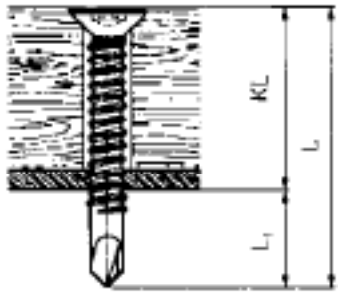

31426 **SPEDEC SC Self-drilling countersunk screw with wings and Torx® / SPEDEC SC Zelfborende verzonken schroef met vleugels en Torx® / SPEDEC SC Vis autoperceuse à tête fraisée avec ailettes et empreinte avec Torx®** **J12A**

Thread	Unified National Coarse
Material	Steel
Surface treatment	Zinc plated



d x L	✉	Art.number	d x L	✉	Art.number	d x L	✉	Art.number
U6,3X45MM	1.000	31426.063.045	U6,3X60MM	1.000	31426.063.060	U6,3X80MM	500	31426.063.080
U6,3X50MM	1.000	31426.063.050	U6,3X65MM	1.000	31426.063.065	U6,3X85MM	500	31426.063.085
U6,3X55MM	1.000	31426.063.055	U6,3X70MM	500	31426.063.070			

- Warning: electroplating of these products may cause hydrogen embrittlement.

Self-drilling screws installation tool

Zelfborende schroeven gereedschap / Outil pour vis auto-perceuses



6

31535 **SPEDEC Screwdriver bit type SR / SPEDEC Bit type SR / SPEDEC Embout type SR** **J90A**



Type	✉	Art.number	Type	✉	Art.number
SR2-49	2	31535.001.770	SR1-49	2	31535.001.771

- With 1/4 inch hexagon drive
- Suitable for self-drilling screws with SR recess (cross recess/square recess combination)
- Length 49 mm
- More bits available on www.fabory.com

31536 **SPEDEC Fix socket type E480 / SPEDEC Schroefdop type E480 / SPEDEC Douille de guidage type E480** **J90A**



Type	✉	Art.number
E480	1	31536.001.770

- With 1/4 inch hexagon drive
- Self-clamping
- Suitable for self drilling hexagon head screws with collar type SN with a width across flats of 8 mm
- Length 73 mm

31640 **SPEDEC Screwdriver bit type SR 2 / SPEDEC Bit type SR 2 / SPEDEC Embout type SR 2** **J90A**

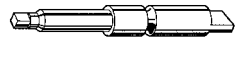

Type	✉	Art.number
SR2	1	31640.001.770

- With special connection for setting tool type DI 320
- Suitable for self-drilling screws with SR recess (cross recess/square recess combination)

FABORY

Self-drilling screw countersunk head cross recessed

Zelfborende verzonken schroef met kruisgleuf / Vis autoperceuse tête fraisée cruciforme

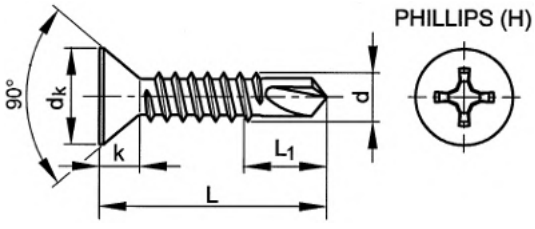

PHILLIPS (H)

DIN ≈7504 O-H
ISO ≈15482 H



Technical Data

d	d_k	k	L_1	No. cross recess
ST3.5	6.90 -7.30	2.35	4	2
ST3.9	7.14 - 7.50	2.3	4.5	2
ST4.2	7.74 - 8.10	2.5	5	2
ST4.8	8.90 - 9.30	2.80	6.5	2
ST5.5	9.90 -10.30	3.00	8	3

6

Article groups

Thread	Driving features	Material	Surface treatment	Code	Page
ST	Phillips	St.	ZPL	30300	6-190
ST	Phillips	St.st. A2		30305	6-190

30300 **MAXXFAST Self-drilling screw countersunk head cross recessed / MAXXFAST Zelfborende verzonken schroef met kruisgleuf / MAXXFAST Vis autoperceuse tête fraisée cruciforme** **MF1A**

Thread Self tapping thread
Material Steel
Surface treatment Zinc plated

MAXXFAST PROFESSIONAL HARDWARE

RoHS



d x L	✉	Art.number	d x L	✉	Art.number	d x L	✉	Art.number
ST3,5X13MM	200	30300.035.013				ST4,8X25MM	200	30300.048.025
ST3,5X16MM	200	30300.035.016	ST4,2X16MM	200	30300.042.016	ST4,8X32MM	200	30300.048.032
ST3,5X19MM	200	30300.035.019	ST4,2X19MM	200	30300.042.019	ST4,8X38MM	200	30300.048.038
ST3,5X25MM	200	30300.035.025	ST4,2X22MM	200	30300.042.022	ST4,8X45MM	200	30300.048.045
			ST4,2X25MM	200	30300.042.025	ST4,8X50MM	200	30300.048.050
ST3,9X13MM	200	30300.039.013	ST4,2X32MM	200	30300.042.032			
ST3,9X16MM	200	30300.039.016				ST5,5X22MM	200	30300.055.022
ST3,9X19MM	200	30300.039.019	ST4,8X16MM	200	30300.048.016	ST5,5X25MM	200	30300.055.025
ST3,9X25MM	200	30300.039.025	ST4,8X19MM	200	30300.048.019	ST5,5X32MM	200	30300.055.032
ST3,9X32MM	200	30300.039.032						

- Full boxes only.

30305 **MAXXFAST Self-drilling screw countersunk head cross recessed / MAXXFAST Zelfborende verzonken schroef met kruisgleuf / MAXXFAST Vis autoperceuse tête fraisée cruciforme** **MF1A**

Thread Self tapping thread
Material Stainless steel A2

MAXXFAST PROFESSIONAL HARDWARE

RoHS



d x L	✉	Art.number	d x L	✉	Art.number	d x L	✉	Art.number
ST3,5X16MM	200	30305.035.016	ST3,9X32MM	200	30305.039.032			
ST3,5X25MM	200	30305.035.025				ST4,8X25MM	200	30305.048.025
			ST4,2X16MM	200	30305.042.016	ST4,8X38MM	200	30305.048.038
ST3,9X13MM	200	30305.039.013	ST4,2X19MM	200	30305.042.019	ST4,8X50MM	200	30305.048.050
ST3,9X16MM	200	30305.039.016	ST4,2X25MM	200	30305.042.025			
ST3,9X19MM	200	30305.039.019	ST4,2X32MM	200	30305.042.032			

- Full boxes only.

Self-drilling screw countersunk head ttap®

Zelfborende verzonken schroef met ttap® / MAXXFAST Vis autoperceuse tête fraisée ttap®

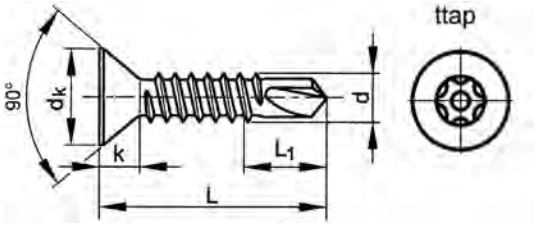

DIN **≈7504 O**
ISO ≈15482



Technical Data

d	d_k	k	L_1	No. ttap
ST3.5	6.90 -7.30	2.35	4	15
ST3.9	7.14 -7.50	2.60	4.5	20
ST4.2	8.00 - 8.40	2.60	4.5	20
ST4.8	8.90 - 9.30	2.80	6.5	25
ST5.5	9.90 - 10.30	3.00	8	25

6

30350 **MAXXFAST Self-drilling screw countersunk head ttap® / MAXXFAST Zelfborende verzonken schroef met ttap® / MAXXFAST Vis autoperceuse tête fraisée ttap®** **MF1A**

Thread Self tapping thread
Material Steel
Surface treatment Zinc plated

MAXXFAST PROFESSIONAL HARDWARE

RoHS



d x L	✉	Art.number	d x L	✉	Art.number	d x L	✉	Art.number
ST3,5X13MM	200	30350.035.013				ST4,8X38MM	200	30350.048.038
ST3,5X16MM	200	30350.035.016	ST4,2X16MM	200	30350.042.016	ST4,8X45MM	200	30350.048.045
ST3,5X19MM	200	30350.035.019	ST4,2X19MM	200	30350.042.019	ST4,8X50MM	200	30350.048.050
ST3,5X25MM	200	30350.035.025	ST4,2X25MM	200	30350.042.025			
			ST4,2X32MM	200	30350.042.032	ST5,5X22MM	200	30350.055.022
ST3,9X16MM	200	30350.039.016				ST5,5X25MM	200	30350.055.025
ST3,9X19MM	200	30350.039.019	ST4,8X19MM	200	30350.048.019	ST5,5X32MM	200	30350.055.032
ST3,9X25MM	200	30350.039.025	ST4,8X25MM	200	30350.048.025			
ST3,9X32MM	200	30350.039.032	ST4,8X32MM	200	30350.048.032			

- Full boxes only.

FABORY

Self-drilling screw countersunk head with wings and ttap®

Zelfborende verzonken schroef met vleugels en ttap® / MAXXFAST Vis autoperceuse tête fraisée à ailettes ttap®

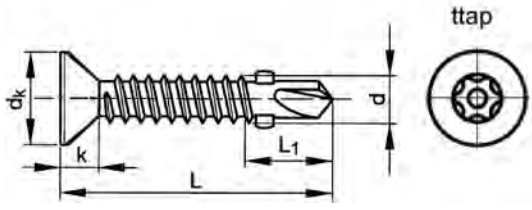



Technical Data

d	d_k	k	L_1	No. ttap
ST3.9	7.14 -7.50	2.30	4.5	20
ST4.2	8.00 - 8.40	2.60	4.5	20
ST4.8	8.90 - 9.30	2.80	6.5	25
ST5.5	9.90 -10.30	3.00	8	25
ST6.3	10.90 -11.30	3.15	9	25

6

30365 **MAXXFAST Self-drilling screw countersunk head with wings and ttap® / MAXXFAST Zelfborende verzonken schroef met vleugels en ttap® / MAXXFAST Vis autoperceuse tête fraisée à ailettes ttap®** **MF1A**

Thread Self tapping thread
Material Steel
Surface treatment Zinc plated



d x L	✉	Art.number	d x L	✉	Art.number	d x L	✉	Art.number
ST3.9X25MM	200	30365.039.025	ST4.8X45MM	200	30365.048.045			
			ST4.8X50MM	200	30365.048.050	ST6.3X38MM	200	30365.063.038
ST4.2X32MM	200	30365.042.032				ST6.3X50MM	200	30365.063.050
			ST5.5X38MM	200	30365.055.038	ST6.3X60MM	200	30365.063.060
ST4.8X32MM	200	30365.048.032	ST5.5X45MM	200	30365.055.045			
ST4.8X38MM	200	30365.048.038	ST5.5X50MM	200	30365.055.050			

- Full boxes only.

Self-drilling screw pan head cross recessed

Zelfborende pancilinderschroef met kruisgleuf / Vis autoperceuse tête cylindrique empreinte cruciforme

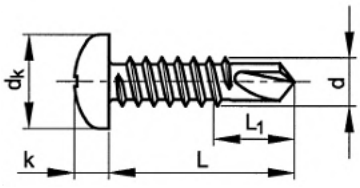



DIN **≈7504 M-H**
ISO ≈15481 H



Technical Data

d	d_k	k	L_1	No. cross recess
ST2.9	5.30 - 5.60	1.95 - 2.20	4	1
ST3.5	6.54 - 6.90	2.35 - 2.60	4	2
ST3.9	7.14 - 7.50	2.55 - 2.80	4.5	2
ST4.2	7.84 - 8.20	2.75 - 3.05	5	2
ST4.8	9.14 - 9.50	3.25 - 3.55	6.5	2
ST5.5	10.37 - 10.80	3.65 - 3.95	8	3

30320 **MAXXFAST Self-drilling screw pan head cross recessed / MAXXFAST Zelfborende pancilinder schroef met kruisgleuf / MAXXFAST Vis autoperceuse tête cylindrique empreinte cruciforme** **MF1A**

Thread Self tapping thread
Material Steel
Surface treatment Zinc plated



d x L	✉	Art.number	d x L	✉	Art.number	d x L	✉	Art.number
ST2,9X9,5MM	200	30320.029.009	ST3,9X25MM	200	30320.039.025	ST4,8X19MM	200	30320.048.019
ST2,9X13MM	200	30320.029.013	ST3,9X32MM	200	30320.039.032	ST4,8X22MM	200	30320.048.022
						ST4,8X25MM	200	30320.048.025
ST3,5X9,5MM	200	30320.035.009	ST4,2X13MM	200	30320.042.013	ST4,8X32MM	200	30320.048.032
ST3,5X13MM	200	30320.035.013	ST4,2X16MM	200	30320.042.016	ST4,8X38MM	200	30320.048.038
ST3,5X16MM	200	30320.035.016	ST4,2X19MM	200	30320.042.019	ST4,8X45MM	200	30320.048.045
ST3,5X19MM	200	30320.035.019	ST4,2X22MM	200	30320.042.022	ST4,8X50MM	200	30320.048.050
ST3,5X25MM	200	30320.035.025	ST4,2X25MM	200	30320.042.025			
			ST4,2X32MM	200	30320.042.032	ST5,5X19MM	200	30320.055.019
ST3,9X13MM	200	30320.039.013				ST5,5X25MM	200	30320.055.025
ST3,9X16MM	200	30320.039.016	ST4,8X13MM	200	30320.048.013	ST5,5X32MM	200	30320.055.032
ST3,9X19MM	200	30320.039.019	ST4,8X16MM	200	30320.048.016	ST5,5X38MM	200	30320.055.038
ST3,9X22MM	200	30320.039.022						

- Full boxes only.

FABORY

Self-drilling screw pan head cross recessed

Zelfborende pancilinderschroef met kruisgleuf / Vis autoperceuse inox A2 tête cylindrique empreinte cruciforme

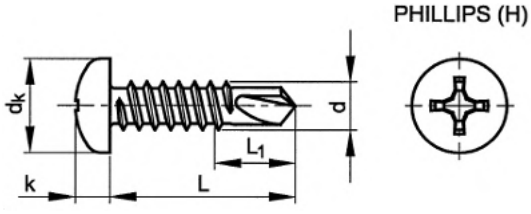

PHILLIPS (H)

DIN **≈7504 M-H**
ISO ≈15481 H



Technical Data

d	d_k	k	L_1	No. cross recess
ST2.9	5.30 - 5.60	2.15 - 2.40	4	1
ST3.5	6.64 - 7.00	2.35 - 2.60	4	2
ST3.9	7.14 - 7.50	2.55 - 2.80	4.5	2
ST4.2	7.64 - 8.00	2.80 - 3.10	4.5	2
ST4.8	9.14 - 9.50	3.40 - 3.70	6.5	2
ST5.5	10.57 -11.00	3.70 - 4.00	8	3

6

30325 **MAXXFAST Self-drilling screw pan head cross recessed / MAXXFAST Zelfborende pancilinder schroef met kruisgleuf / MAXXFAST Vis autoperceuse inox A2 tête cylindrique empreinte cruciforme** **MF1A**

Thread Self tapping thread
Material Stainless steel A2

MAXXFAST PROFESSIONAL HARDWARE

RoHS



d x L	✉	Art.number	d x L	✉	Art.number	d x L	✉	Art.number
ST2,9X13MM	200	30325.029.013	ST3,9X32MM	200	30325.039.032	ST4,8X19MM	200	30325.048.019
						ST4,8X22MM	200	30325.048.022
ST3,5X9,5MM	200	30325.035.009	ST4,2X13MM	200	30325.042.013	ST4,8X25MM	200	30325.048.025
ST3,5X13MM	200	30325.035.013	ST4,2X16MM	200	30325.042.016	ST4,8X32MM	200	30325.048.032
ST3,5X16MM	200	30325.035.016	ST4,2X19MM	200	30325.042.019	ST4,8X38MM	200	30325.048.038
ST3,5X19MM	200	30325.035.019	ST4,2X25MM	200	30325.042.025	ST4,8X50MM	200	30325.048.050
			ST4,2X32MM	200	30325.042.032			
ST3,9X19MM	200	30325.039.019				ST5,5X19MM	200	30325.055.019
ST3,9X25MM	200	30325.039.025	ST4,8X16MM	200	30325.048.016			

- Full boxes only.

Self-drilling screw pan head ttap®

Zelfborende pancilinderschroef met ttap® / MAXXFAST Vis autoperceuse tête cylindrique ttap®

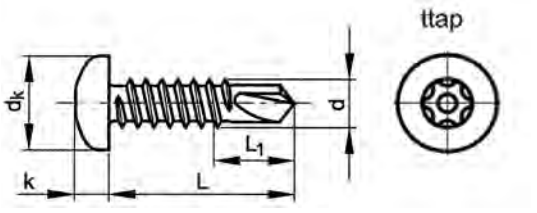

DIN **≈7504 M**
ISO ≈15481



Technical Data

d	d_k	k	L_1	No. ttap
ST2.9	5.30 - 5.60	2.15 - 2.40	4	10
ST3.5	6.64 -7.00	2.35 - 2.60	4	15
ST3.9	7.14 -7.50	2.55 - 2.80	4.5	15
ST4.2	7.64 - 8.00	2.80 - 3.10	4.5	20
ST4.8	9.14 - 9.50	3.40 - 3.70	6.5	25
ST5.5	10.57 - 11.00	3.70 - 4.00	8	25

30380 **MAXXFAST Self-drilling screw pan head ttap® / MAXXFAST Zelfborende pancilinderschroef met ttap® / MAXXFAST Vis autoperceuse tête cylindrique ttap®** **MF1A**

Thread Self tapping thread
Material Steel
Surface treatment Zinc plated

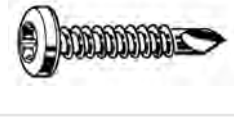

d x L	✉	Art.number	d x L	✉	Art.number	d x L	✉	Art.number
ST3,5X9,5MM	200	30380.035.009	ST4,2X16MM	200	30380.042.016	ST4,8X32MM	200	30380.048.032
ST3,5X13MM	200	30380.035.013	ST4,2X19MM	200	30380.042.019	ST4,8X38MM	200	30380.048.038
ST3,5X16MM	200	30380.035.016	ST4,2X22MM	200	30380.042.022	ST4,8X45MM	200	30380.048.045
ST3,5X19MM	200	30380.035.019	ST4,2X25MM	200	30380.042.025	ST4,8X50MM	200	30380.048.050
			ST4,2X32MM	200	30380.042.032			
ST3,9X13MM	200	30380.039.013				ST5,5X19MM	200	30380.055.019
ST3,9X16MM	200	30380.039.016	ST4,8X13MM	200	30380.048.013	ST5,5X22MM	200	30380.055.022
ST3,9X19MM	200	30380.039.019	ST4,8X16MM	200	30380.048.016	ST5,5X25MM	200	30380.055.025
ST3,9X25MM	200	30380.039.025	ST4,8X19MM	200	30380.048.019	ST5,5X32MM	200	30380.055.032
			ST4,8X22MM	200	30380.048.022	ST5,5X38MM	200	30380.055.038
ST4,2X13MM	200	30380.042.013	ST4,8X25MM	200	30380.048.025	ST5,5X50MM	200	30380.055.050

- Full boxes only.

FABORY

Self-drilling screw hexagon head

Zelfborende zeskantkraagbout / MAXXFAST Vis autoperceuse tête hexagonale

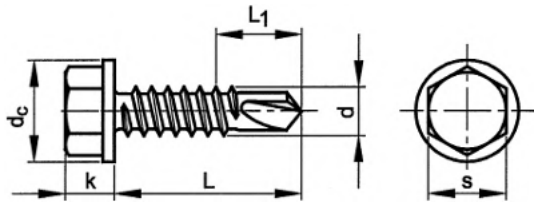

DIN ≈7504 K
ISO ≈15480



Technical Data

d	d_c (max.)	k (max.) - 30410	k (max.) - 30415	k (max.) - 30420	L_1	s
ST3.9	8.30	3.45	3.45	3.45	4.5	5.5
ST4.2	8.80	4.10	4.10	4.25	4.5	7.0
ST4.8	10.50	4.30	4.30	4.45	5.5	8.0
ST5.5	11	5.40	5.40	5.45	6.5	8.0
ST6.3	13.50	5.90	5.90	6.45	7.5	10

6

Article groups

Thread	Driving features	Material	Surface treatment	Code	Page
ST	Hexagon	St.	ZPL	30410	6-196
ST	Hexagon	St.st. A2		30415	6-196

30410 MAXXFAST Self-drilling screw hexagon head / MAXXFAST Zelfborende zeskantkraagbout / MAXXFAST Vis autoperceuse tête hexagonale — MF1A

Thread Self tapping thread
Material Steel
Surface treatment Zinc plated



d x L	✉	Art.number	d x L	✉	Art.number	d x L	✉	Art.number
ST3,9X19MM	200	30410.039.019	ST4,8X19MM	200	30410.048.019	ST5,5X50MM	200	30410.055.050
ST3,9X25MM	200	30410.039.025	ST4,8X22MM	200	30410.048.022			
ST3,9X32MM	200	30410.039.032	ST4,8X25MM	200	30410.048.025	ST6,3X19MM	200	30410.063.019
			ST4,8X32MM	200	30410.048.032	ST6,3X22MM	200	30410.063.022
ST4,2X13MM	200	30410.042.013	ST4,8X38MM	200	30410.048.038	ST6,3X25MM	200	30410.063.025
ST4,2X16MM	200	30410.042.016	ST4,8X45MM	200	30410.048.045	ST6,3X32MM	200	30410.063.032
ST4,2X19MM	200	30410.042.019	ST4,8X50MM	200	30410.048.050	ST6,3X38MM	200	30410.063.038
ST4,2X22MM	200	30410.042.022				ST6,3X45MM	200	30410.063.045
ST4,2X25MM	200	30410.042.025	ST5,5X19MM	200	30410.055.019	ST6,3X50MM	200	30410.063.050
ST4,2X32MM	200	30410.042.032	ST5,5X22MM	200	30410.055.022	ST6,3X60MM	200	30410.063.060
			ST5,5X25MM	200	30410.055.025	ST6,3X70MM	200	30410.063.070
ST4,8X13MM	200	30410.048.013	ST5,5X32MM	200	30410.055.032	ST6,3X80MM	100	30410.063.080
ST4,8X16MM	200	30410.048.016	ST5,5X38MM	200	30410.055.038	ST6,3X85MM	100	30410.063.085

- Full boxes only.

30415 MAXXFAST Self-drilling screw hexagon head / MAXXFAST zelfborende zeskantkraagbout / MAXXFAST Vis autoperceuse tête hexagonale — MF1A

Thread Self tapping thread
Material Stainless steel A2



d x L	✉	Art.number	d x L	✉	Art.number	d x L	✉	Art.number
ST3,9X19MM	200	30415.039.019	ST4,8X19MM	200	30415.048.019	ST5,5X38MM	200	30415.055.038
ST3,9X25MM	200	30415.039.025	ST4,8X22MM	200	30415.048.022	ST5,5X45MM	200	30415.055.045
			ST4,8X25MM	200	30415.048.025			
ST4,2X13MM	200	30415.042.013	ST4,8X32MM	200	30415.048.032	ST6,3X19MM	200	30415.063.019
ST4,2X16MM	200	30415.042.016	ST4,8X38MM	200	30415.048.038	ST6,3X22MM	200	30415.063.022
ST4,2X19MM	200	30415.042.019	ST4,8X50MM	200	30415.048.050	ST6,3X25MM	200	30415.063.025
ST4,2X25MM	200	30415.042.025				ST6,3X32MM	200	30415.063.032
ST4,2X32MM	200	30415.042.032	ST5,5X19MM	200	30415.055.019	ST6,3X38MM	200	30415.063.038
			ST5,5X25MM	200	30415.055.025	ST6,3X50MM	200	30415.063.050
ST4,8X13MM	200	30415.048.013	ST5,5X32MM	200	30415.055.032	ST6,3X60MM	200	30415.063.060
ST4,8X16MM	200	30415.048.016						

- Full boxes only.

Go to www.fabory.com for all your tools, safety and metalworking products

Self-drilling pan head screw square recess

Zelfborende pancilinderschroef met binnenvierkant / MAXXFAST Vis autoperceuse tête cylindrique carré

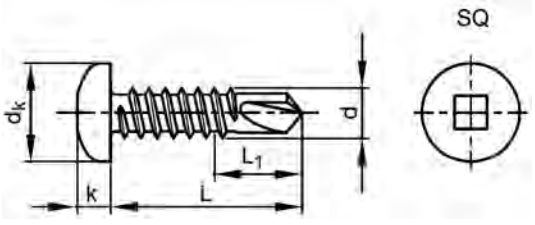

DIN **≈7504 M**
ISO ≈15481



Technical Data

d	d_k	k	L_1	No. square
ST3.5	6.64 - 7.00	2.35 - 2.60	4	1
ST3.9	7.14 - 7.50	2.55 - 2.80	4.5	2
ST4.2	7.64 - 8.00	2.80 - 3.10	5	2
ST4.8	9.14 - 9.50	3.40 - 3.70	6.5	2

6

30400 **MAXXFAST Self-drilling pan head screw square recess / MAXXFAST Zelfborende pancilinderschroef met binnenvierkant / MAXXFAST Vis autoperceuse tête cylindrique carré** **MF1A**

Thread Self tapping thread
Material Steel
Surface treatment Zinc plated

MAXXFAST PROFESSIONAL HARDWARE

RoHS

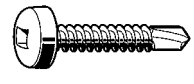

d x L	✉	Art.number	d x L	✉	Art.number	d x L	✉	Art.number
ST3.5X9,5MM	200	30400.035.009	ST4.2X13MM	200	30400.042.013			
ST3.5X13MM	200	30400.035.013	ST4.2X16MM	200	30400.042.016	ST4.8X16MM	200	30400.048.016
ST3.5X16MM	200	30400.035.016	ST4.2X19MM	200	30400.042.019	ST4.8X19MM	200	30400.048.019
			ST4.2X22MM	200	30400.042.022	ST4.8X25MM	200	30400.048.025
ST3.9X16MM	200	30400.039.016	ST4.2X25MM	200	30400.042.025	ST4.8X32MM	200	30400.048.032
ST3.9X19MM	200	30400.039.019	ST4.2X30MM	200	30400.042.030	ST4.8X38MM	200	30400.048.038
ST3.9X25MM	200	30400.039.025	ST4.2X32MM	200	30400.042.032	ST4.8X50MM	200	30400.048.050
			ST4.2X40MM	200	30400.042.040			

- Full boxes only.

FABORY

Self-drilling screw k-lath ifi-113/asme b18.6.4

Zelfborende schroef k-lath IFI-113/ASME b18.6.4 / Vis autoperceuse k-lath ifi-113 / asme b18.6.4

ASME B18.6.4

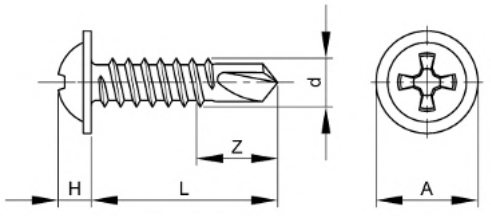

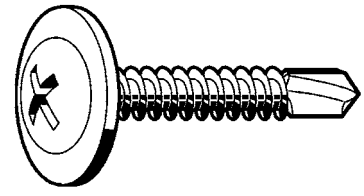

Technical Data

d	A (max.)	Driver size	H (max.)	TPI	Z
NO.8	0.384	#2	0.102	18	0.211

6

U29580 **Self-drilling screw k-lath ifi-113/asme b18.6.4 / Zelfborende schroef k-lath IFI-113/ASME b18.6.4 / Vis autoperceuse k-lath ifi-113 / asme b18.6.4** **X01A**

Thread Self tapping thread
Material Carbon steel SAE
Surface treatment Zinc plated

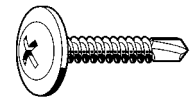

d x L	✉	Art.number	d x L	✉	Art.number	d x L	✉	Art.number
#8X1/2*	200	U29580.016.0050	#8X1 Inch*	200	U29580.016.0100	#8X1.1/2*	100	U29580.016.0150
#8X3/4*	200	U29580.016.0075	#8X1.1/4*	100	U29580.016.0125	#8X1.5/8*	100	U29580.016.0162

Self-drilling screw w/hexagon neoprene-steel washer ifi-113/asme b18.6.4

Zelfborende schroef zeskant/neopreen-stalen ring IFI-113/ASME b18.6.4 / Vis autoperceuse hexagonale avec rondelle en néoprène-acier ifi-113 / asme b18.6.4

ASME B18.6.4

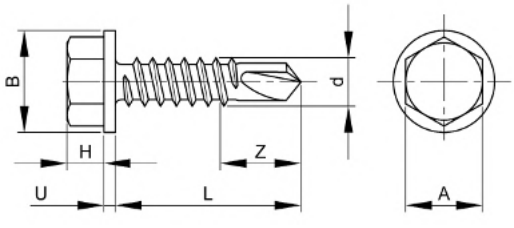



Technical Data

d	A (max.)	B (max.)	H (max.)	TPI	U (min.)	Z
NO.8	0.250	0.348	0.110	18	0.019	0.211
NO.10	0.312	0.414	0.120	16	0.022	0.235
NO.12	0.312	0.432	0.155	14	0.022	0.283
1/4	0.375	0.520	0.190	14	0.030	0.318

U31860 **Self-drilling screw w/hexagon neoprene-steel washer ifi-113/asme b18.6.4 / Zelfborende schroef zeskant/neopreen-stalen ring IFI-113/ASME b18.6.4 / Vis autoperceuse hexagonale avec rondelle en néoprène-acier ifi-113 / asme b18.6.4** **X01A**

Thread Self tapping thread
Material Stainless steel AISI410



d x L	✉	Art.number	d x L	✉	Art.number	d x L	✉	Art.number
#8X1/2*	100	U31860.016.0050	#10X5/8*	100	U31860.019.0062	#12X1.1/4*	50	U31860.021.0125
#8X5/8*	100	U31860.016.0062	#10X3/4*	100	U31860.019.0075	#12X1.1/2*	50	U31860.021.0150
#8X3/4*	100	U31860.016.0075	#10X1 Inch*	100	U31860.019.0100	#12X2 Inch*	25	U31860.021.0200
#8X1 Inch*	100	U31860.016.0100	#10X1.1/4*	50	U31860.019.0125			
#8X1.1/4*	100	U31860.016.0125	#10X1.1/2*	50	U31860.019.0150	1/4X3/4*	50	U31860.025.0075
#8X1.1/2*	100	U31860.016.0150				1/4X1 Inch*	50	U31860.025.0100
			#12X3/4*	50	U31860.021.0075	1/4X1.1/4*	25	U31860.025.0125
#10X1/2*	100	U31860.019.0050	#12X1 Inch*	50	U31860.021.0100	1/4X1.1/2*	25	U31860.025.0150

U31860	Self-drilling screw w/hexagon neoprene-steel washer ifi-113/asme b18.6.4 / Zelfborende schroef zeskant/neopreen-stalen ring IFI-113/ASME b18.6.4 / Vis autoperceuse hexagonale avec rondelle en néoprène-acier ifi-113 / asme b18.6.4	←

d x L	✉	Art.number	d x L	✉	Art.number
1/4X2 Inch*	25	U31860.025.0200	1/4X2.1/2*	10	U31860.025.0250

Self-drilling screw pan head ifi-113/asme b18.6.4

Zelfborende schroef pancilinder kop IFI-113/ASME b 18.6.4 / Vis autoperceuse tête cylindrique ifi-113 / asme b18.6.4

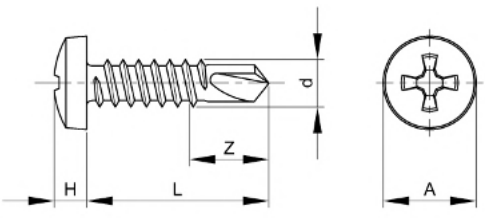

ASME B18.6.4



Technical Data

d	A (max.)	Driver size	H (max.)	TPI	Z
NO.6	0.270	#2	0.097	20	0.190
NO.8	0.322	#2	0.115	18	0.211
NO.10	0.373	#3	0.133	16	0.211
NO.12	0.425	#3	0.151	14	0.283
1/4	0.492	#3	0.175	14	0.318

U31870	Self-drilling screw pan head ifi-113/asme b18.6.4 / Zelfborende schroef pancilinder kop IFI-113/ASME b 18.6.4 / Vis autoperceuse tête cylindrique ifi-113 / asme b18.6.4	X01A

Thread Self tapping thread
Material Stainless steel AISI410



d x L	✉	Art.number	d x L	✉	Art.number	d x L	✉	Art.number
#6X1/2*	100	U31870.013.0050	#8X1.1/2*	100	U31870.016.0150	#12X1 Inch*	50	U31870.021.0100
#6X5/8*	100	U31870.013.0062				#12X1.1/4*	50	U31870.021.0125
#6X3/4*	100	U31870.013.0075	#10X1/2*	100	U31870.019.0050	#12X1.1/2*	50	U31870.021.0150
			#10X3/4*	100	U31870.019.0075			
#8X1/2*	100	U31870.016.0050	#10X1 Inch*	100	U31870.019.0100	1/4X1 Inch*	50	U31870.025.0100
#8X5/8*	100	U31870.016.0062	#10X1.1/4*	50	U31870.019.0125	1/4X1.1/4*	25	U31870.025.0125
#8X3/4*	100	U31870.016.0075	#10X1.1/2*	50	U31870.019.0150	1/4X1.1/2*	25	U31870.025.0150
#8X1 Inch*	100	U31870.016.0100				1/4X2 Inch*	25	U31870.025.0200
#8X1.1/4*	100	U31870.016.0125	#12X3/4*	50	U31870.021.0075			

FABORY

Self-drilling screw flat countersunk ifi-113/asme b18.6.4

Zelfborende schroef platverzonken kop IFI-113/ASME b 18.6.4 / Vis autotaraudeuse tête fraisée ifi-113 / asme b18.6.4

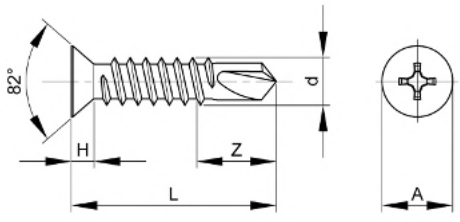

ASME B18.6.4



Technical Data

d	A (max.)	Driver size	H (max.)	TPI	Z	α
NO.6	0.262	#2	0.083	20	0.190	82°
NO.8	0.312	#2	0.100	18	0.211	82°
NO.10	0.362	#3	0.116	16	0.235	82°

6

U31880 **Self-drilling screw flat countersunk ifi-113/asme b18.6.4 / Zelfborende schroef platverzonken kop IFI-113/ASME b 18.6.4 / Vis autotaraudeuse tête fraisée ifi-113 / asme b18.6.4** **X01A**

Thread Self tapping thread
Material Stainless steel AISI410



d x L	✉	Art.number	d x L	✉	Art.number	d x L	✉	Art.number
#6X1/2*	100	U31880.013.0050	#8X3/4*	100	U31880.016.0075			
#6X5/8*	100	U31880.013.0062	#8X1 Inch*	100	U31880.016.0100	#10X1 Inch*	100	U31880.019.0100
#6X3/4*	100	U31880.013.0075	#8X1.1/4*	100	U31880.016.0125	#10X1.1/4*	50	U31880.019.0125
#6X1 Inch*	100	U31880.013.0100	#8X1.1/2*	100	U31880.016.0150	#10X1.1/2*	50	U31880.019.0150
			#8X2.1/4*	100	U31880.016.0225			

Cross recessed raised cheese head screw for chipboard

Bolcilinder spaanplaatschroef met kruisgleuf / Vis pour aggloméré à tête cylindrique bombée à empreinte cruciforme

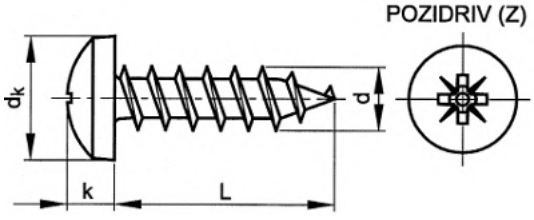



Technical Data

d	d_k (max.)	k (max.)	No. cross recess
2.5	5	2.12	1
3	5.9	2.2	1
3.5	6.9	2.6	2
4	7.9	2.8	2
4.5	8.9	3.05	2
5	9.6	3.4	2
5.5	10.5	4.2	3
6	11.6	4	3

- All dimensions are guide values and may deviate dependent on the manufacturer.

Article groups

Driving features	Material	Surface treatment	Code	Page
Pozidriv	St.	ZPL	29340	6-201
Pozidriv	St.	ZPL	29345	6-202
Pozidriv	St.st. A2		51770	6-202

29340 **Cross recessed raised cheese head screw for chipboard Pozidriv / Bolcilinder spaanplaatschroef met Pozidriv kruisgleuf / Vis pour aggloméré à tête cylindrique bombée à empreinte cruciforme Pozidriv** **K01A**

Material Steel
Surface treatment Zinc plated



d x L	✉	Art.number	d x L	✉	Art.number	d x L	✉	Art.number
3X10MM	1.000	29340.030.010	4X35MM	200	29340.040.035	5X30MM	200	29340.050.030
3X12MM	200	29340.030.012	4X40MM	200	29340.040.040	5X35MM	200	29340.050.035
3X16MM	200	29340.030.016	4X45MM	200	29340.040.045	5X40MM	200	29340.050.040
3X20MM	200	29340.030.020	4X50MM	200	29340.040.050	5X45MM	200	29340.050.045
3X25MM	200	29340.030.025	4X60MM	250	29340.040.060	5X50MM	200	29340.050.050
3X30MM	200	29340.030.030				5X60MM	200	29340.050.060
			4,5X12MM*	1.000	29340.045.012	5X70MM	200	29340.050.070
3,5X12MM	200	29340.035.012	4,5X16MM	200	29340.045.016	5X80MM	200	29340.050.080
3,5X16MM	200	29340.035.016	4,5X20MM	200	29340.045.020	5X90MM*	200	29340.050.090
3,5X20MM	200	29340.035.020	4,5X25MM	200	29340.045.025			
3,5X25MM	200	29340.035.025	4,5X30MM	200	29340.045.030	6X20MM	1.000	29340.060.020
3,5X30MM	200	29340.035.030	4,5X35MM	200	29340.045.035	6X25MM*	1.000	29340.060.025
3,5X35MM	200	29340.035.035	4,5X40MM	200	29340.045.040	6X30MM*	500	29340.060.030
3,5X40MM	200	29340.035.040	4,5X45MM	200	29340.045.045	6X35MM*	500	29340.060.035
			4,5X50MM	200	29340.045.050	6X40MM*	500	29340.060.040
4X12MM	200	29340.040.012	4,5X60MM*	500	29340.045.060	6X45MM*	200	29340.060.045
4X16MM	200	29340.040.016				6X70MM*	200	29340.060.070
4X20MM	200	29340.040.020	5X16MM	200	29340.050.016	6X80MM	200	29340.060.080
4X25MM	200	29340.040.025	5X20MM	200	29340.050.020			
4X30MM	200	29340.040.030	5X25MM	200	29340.050.025			

- Warning: electroplating of these products may cause hydrogen embrittlement.

FABORY

29345	HECO-FIX Cross recessed raised cheese head screw for chipboard / HECO-FIX Bolcilinder spaanplaatschroef met kruisgleuf / HECO-FIX Vis pour aggloméré à tête cylindrique bombée à empreinte cruciforme	K04A

Material Steel
Surface treatment Zinc plated



d x L	✉	Art.number	d x L	✉	Art.number	d x L	✉	Art.number
2,5X12MM	1.000	29345.025.012	3,5X30MM	200	29345.035.030			
2,5X16MM	1.000	29345.025.016	3,5X40MM	200	29345.035.040	5X20MM	200	29345.050.020
						5X25MM	200	29345.050.025
3X12MM	200	29345.030.012	4X12MM	200	29345.040.012	5X30MM	200	29345.050.030
3X15MM	200	29345.030.015	4X15MM	200	29345.040.015	5X40MM	200	29345.050.040
3X16MM	200	29345.030.016	4X16MM	200	29345.040.016	5X50MM	200	29345.050.050
3X20MM	200	29345.030.020	4X20MM	200	29345.040.020			
3X25MM	200	29345.030.025	4X25MM	200	29345.040.025	6X30MM	200	29345.060.030
3X30MM	200	29345.030.030	4X30MM	200	29345.040.030	6X35MM	200	29345.060.035
			4X35MM	200	29345.040.035	6X40MM	200	29345.060.040
3,5X15MM	200	29345.035.015	4X40MM	200	29345.040.040	6X50MM	200	29345.060.050
3,5X16MM	200	29345.035.016	4X45MM	200	29345.040.045	6X60MM	200	29345.060.060
3,5X20MM	200	29345.035.020	4X50MM	200	29345.040.050	6X70MM	200	29345.060.070
3,5X25MM	200	29345.035.025	4X60MM	200	29345.040.060			

Specific features HECO-FIX PLUS screws for chipboard:
- Reduction of required drive torque of up to 30%.
- Easier handling.
- Substantially higher screwing performance on using storage battery screw drivers.
- Axial forces are reduced, thereby less wear of screw driver bits.
- By means of the tooth geometry, a higher unscrewing moment is nevertheless, achievemed and consequentely, a secure screwed connection is obtained.
- Warning: electro-galvanizing of these products may cause hydrogen embrittlement.

51770	Cross recessed raised cheese head screw for chipboard Pozidriv / Bolcilinder spaanplaatschroef met Pozidriv kruisgleuf / Vis pour aggloméré à tête cylindrique bombée à empreinte cruciforme Pozidriv	R03A

Material Stainless steel A2



d x L	✉	Art.number	d x L	✉	Art.number	d x L	✉	Art.number
3X16MM	200	51770.030.016	4X70MM*	200	51770.040.070	5X70MM	100	51770.050.070
3X20MM	200	51770.030.020				5X80MM	100	51770.050.080
3X25MM	200	51770.030.025	4,5X16MM	500	51770.045.016	5X90MM	100	51770.050.090
3X30MM	200	51770.030.030	4,5X20MM	500	51770.045.020	5X100MM	100	51770.050.100
3X35MM*	500	51770.030.035	4,5X25MM	500	51770.045.025			
			4,5X30MM	200	51770.045.030	5,5X50MM*	200	51770.055.050
3,5X16MM	200	51770.035.016	4,5X35MM	200	51770.045.035			
3,5X20MM	200	51770.035.020	4,5X40MM	200	51770.045.040	6X20MM*	100	51770.060.020
3,5X25MM	200	51770.035.025	4,5X45MM*	200	51770.045.045	6X25MM*	100	51770.060.025
3,5X30MM	200	51770.035.030	4,5X50MM	200	51770.045.050	6X30MM*	100	51770.060.030
3,5X35MM	200	51770.035.035	4,5X60MM*	200	51770.045.060	6X35MM*	100	51770.060.035
3,5X40MM	200	51770.035.040	4,5X70MM*	200	51770.045.070	6X40MM	100	51770.060.040
						6X50MM	100	51770.060.050
4X16MM	200	51770.040.016	5X20MM	200	51770.050.020	6X60MM	100	51770.060.060
4X20MM	200	51770.040.020	5X25MM	200	51770.050.025	6X70MM*	100	51770.060.070
4X25MM	200	51770.040.025	5X30MM	200	51770.050.030	6X80MM*	100	51770.060.080
4X30MM	200	51770.040.030	5X35MM	200	51770.050.035	6X90MM*	100	51770.060.090
4X35MM	200	51770.040.035	5X40MM	200	51770.050.040	6X100MM*	100	51770.060.100
4X40MM	200	51770.040.040	5X45MM	200	51770.050.045	6X110MM*	100	51770.060.110
4X45MM	200	51770.040.045	5X50MM	200	51770.050.050	6X120MM*	100	51770.060.120
4X50MM	200	51770.040.050	5X60MM	100	51770.050.060	6X130MM*	100	51770.060.130
4X60MM	200	51770.040.060						

Cross recessed countersunk head screw for chipboard

Verzonken spaanplaatschroef met kruisgleuf / Vis pour aggloméré à tête fraisée à empreinte cruciforme

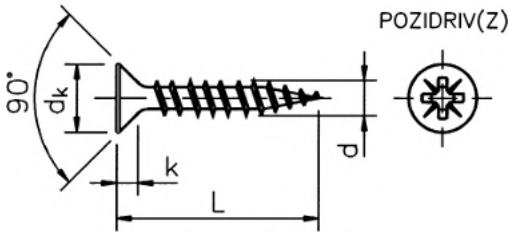



Technical Data

d	d_k (max.)	k (max.)	No. cross recess
2.5	5	1.2	1
3	5.9	1.9	1
3.5	6.9	2.1	2
4	7.9	2.5	2
4.5	8.9	2.7	2
5	9.6	3	2
6	11.6	3.6	3

- All dimensions are guide values and may deviate dependent on the manufacturer.

Article groups

Driving features	Material	Surface treatment	Code	Page
Pozidriv	St.	ZPL	29240	6-203
Pozidriv	St.	ZPL	29248	6-204
Pozidriv	St.st. A2		51750	6-204
Pozidriv	St.st. A4		55750	6-205

29240 **Cross recessed countersunk head screw for chipboard Pozidriv / Verzonken spaanplaatschroef met Pozidriv kruisgleuf / Vis pour aggloméré à tête fraisée à empreinte cruciforme Pozidriv** **K01A**

Material Steel
Surface treatment Zinc plated

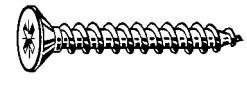

d x L	✉	Art.number	d x L	✉	Art.number	d x L	✉	Art.number
2,5X10MM	200	29240.025.010	4X30MM	200	29240.040.030	5X45MM	200	29240.050.045
2,5X12MM	200	29240.025.012	4X35MM	200	29240.040.035	5X50MM	200	29240.050.050
2,5X16MM	200	29240.025.016	4X40MM	200	29240.040.040	5X55MM	500	29240.050.055
			4X45MM	200	29240.040.045	5X60MM	200	29240.050.060
3X10MM	200	29240.030.010	4X50MM	200	29240.040.050	5X70MM	200	29240.050.070
3X12MM	200	29240.030.012	4X55MM	500	29240.040.055	5X80MM	200	29240.050.080
3X16MM	200	29240.030.016	4X60MM	200	29240.040.060	5X90MM	200	29240.050.090
3X20MM	200	29240.030.020	4X70MM	200	29240.040.070	5X100MM	200	29240.050.100
3X25MM	200	29240.030.025						
3X30MM	200	29240.030.030	4,5X16MM	200	29240.045.016	6X30MM	200	29240.060.030
3X35MM	200	29240.030.035	4,5X20MM	200	29240.045.020	6X35MM	200	29240.060.035
3X40MM	1.000	29240.030.040	4,5X25MM	200	29240.045.025	6X40MM	200	29240.060.040
			4,5X30MM	200	29240.045.030	6X45MM	200	29240.060.045
3,5X12MM	200	29240.035.012	4,5X35MM	200	29240.045.035	6X50MM	200	29240.060.050
3,5X16MM	200	29240.035.016	4,5X40MM	200	29240.045.040	6X60MM	200	29240.060.060
3,5X20MM	200	29240.035.020	4,5X45MM	200	29240.045.045	6X70MM	200	29240.060.070
3,5X25MM	200	29240.035.025	4,5X50MM	200	29240.045.050	6X80MM	200	29240.060.080
3,5X30MM	200	29240.035.030	4,5X55MM	500	29240.045.055	6X90MM	200	29240.060.090
3,5X35MM	200	29240.035.035	4,5X60MM	200	29240.045.060	6X100MM	200	29240.060.100
3,5X40MM	200	29240.035.040	4,5X70MM	200	29240.045.070	6X110MM	200	29240.060.110
3,5X45MM	1.000	29240.035.045	4,5X80MM	200	29240.045.080	6X120MM	200	29240.060.120
3,5X50MM	500	29240.035.050				6X130MM	200	29240.060.130
			5X20MM	200	29240.050.020	6X140MM	200	29240.060.140
4X12MM	200	29240.040.012	5X25MM	200	29240.050.025	6X150MM	200	29240.060.150
4X16MM	200	29240.040.016	5X30MM	200	29240.050.030	6X160MM	100	29240.060.160
4X20MM	200	29240.040.020	5X35MM	200	29240.050.035			
4X25MM	200	29240.040.025	5X40MM	200	29240.050.040			

- Warning: electroplating of these products may cause hydrogen embrittlement.

29248	HECO-FIX Cross recessed countersunk head screw for chipboard / HECO-FIX Verzonken spaanplaatschroef met kruisgleuf / HE-CO-FIX Vis pour aggloméré à tête fraisée à empreinte cruciforme	K04A

Material Steel
Surface treatment Zinc plated



d x L	✉	Art.number	d x L	✉	Art.number	d x L	✉	Art.number
2,5X10MM	200	29248.025.010	4X20MM	200	29248.040.020	5X30MM	200	29248.050.030
2,5X12MM	200	29248.025.012	4X25MM	200	29248.040.025	5X35MM	200	29248.050.035
2,5X16MM	200	29248.025.016	4X30MM	200	29248.040.030	5X40MM	200	29248.050.040
2,5X20MM	200	29248.025.020	4X35MM	200	29248.040.035	5X45MM	200	29248.050.045
			4X40MM	200	29248.040.040	5X50MM	200	29248.050.050
3X10MM	200	29248.030.010	4X45MM	200	29248.040.045	5X60MM	200	29248.050.060
3X12MM	200	29248.030.012	4X50MM	200	29248.040.050	5X70MM	200	29248.050.070
3X16MM	200	29248.030.016	4X55MM	200	29248.040.055	5X80MM	200	29248.050.080
3X20MM	200	29248.030.020	4X60MM	200	29248.040.060	5X100MM	100	29248.050.100
3X25MM	200	29248.030.025	4X70MM	200	29248.040.070			
3X30MM	200	29248.030.030				6X40MM	200	29248.060.040
3X35MM	200	29248.030.035	4,5X16MM	200	29248.045.016	6X50MM	200	29248.060.050
3X40MM	200	29248.030.040	4,5X20MM	200	29248.045.020	6X60MM	200	29248.060.060
			4,5X25MM	200	29248.045.025	6X70MM	200	29248.060.070
3,5X15MM	200	29248.035.015	4,5X30MM	200	29248.045.030	6X80MM	100	29248.060.080
3,5X16MM	200	29248.035.016	4,5X35MM	200	29248.045.035	6X90MM	100	29248.060.090
3,5X20MM	200	29248.035.020	4,5X40MM	200	29248.045.040	6X100MM	100	29248.060.100
3,5X25MM	200	29248.035.025	4,5X45MM	200	29248.045.045	6X110MM	100	29248.060.110
3,5X30MM	200	29248.035.030	4,5X50MM	200	29248.045.050	6X120MM	100	29248.060.120
3,5X35MM	200	29248.035.035	4,5X60MM	200	29248.045.060	6X130MM	100	29248.060.130
3,5X40MM	200	29248.035.040	4,5X70MM	200	29248.045.070	6X140MM	100	29248.060.140
3,5X50MM	200	29248.035.050				6X150MM	100	29248.060.150
			5X20MM	200	29248.050.020	6X160MM	100	29248.060.160
4X16MM	200	29248.040.016	5X25MM	200	29248.050.025	6X180MM	100	29248.060.180

Specific features HECO-FIX PLUS screws for chipboard:
- Reduction of required drive torque of up to 30%.
- Easier handling.
- Substantially higher screwing performance on using storage battery screw drivers.
- Axial forces are reduced, thereby less wear of screw driver bits.
- By means of the tooth geometry, a higher unscrewing moment is nevertheless, achievemed and consequentely, a secure screwed connection is obtained.
- Warning: electro-galvanizing of these products may cause hydrogen embrittlement

51750	Cross recessed countersunk head screw for chipboard Pozidriv / Verzonken spaanplaatschroef met Pozidriv kruisgleuf / Vis pour aggloméré à tête fraisée à empreinte cruciforme Pozidriv	R03A

Material Stainless steel A2



d x L	✉	Art.number	d x L	✉	Art.number	d x L	✉	Art.number
3X10MM	200	51750.030.010	4X35MM	200	51750.040.035	5X50MM	200	51750.050.050
3X12MM	200	51750.030.012	4X40MM	200	51750.040.040	5X55MM*	200	51750.050.055
3X13MM	200	51750.030.013	4X45MM	200	51750.040.045	5X60MM	200	51750.050.060
3X16MM	200	51750.030.016	4X50MM	200	51750.040.050	5X65MM*	100	51750.050.065
3X20MM	200	51750.030.020	4X60MM	200	51750.040.060	5X70MM	200	51750.050.070
3X25MM	200	51750.030.025	4X70MM	200	51750.040.070	5X80MM	200	51750.050.080
3X30MM	200	51750.030.030				5X90MM	100	51750.050.090
3X35MM	200	51750.030.035	4,5X20MM	200	51750.045.020	5X100MM	100	51750.050.100
3X40MM	200	51750.030.040	4,5X25MM	200	51750.045.025	5X120MM	100	51750.050.120
3X50MM	200	51750.030.050	4,5X30MM	200	51750.045.030			
			4,5X35MM	200	51750.045.035	6X20MM*	100	51750.060.020
3,5X13MM	200	51750.035.013	4,5X40MM	200	51750.045.040	6X25MM	100	51750.060.025
3,5X16MM	200	51750.035.016	4,5X45MM	200	51750.045.045	6X30MM	100	51750.060.030
3,5X20MM	200	51750.035.020	4,5X50MM	200	51750.045.050	6X35MM	100	51750.060.035
3,5X25MM	200	51750.035.025	4,5X60MM	200	51750.045.060	6X40MM	100	51750.060.040
3,5X30MM	200	51750.035.030				6X50MM	100	51750.060.050
3,5X35MM	200	51750.035.035	5X20MM	200	51750.050.020	6X60MM	100	51750.060.060
3,5X40MM	200	51750.035.040	5X25MM	200	51750.050.025	6X70MM	100	51750.060.070
			5X30MM	200	51750.050.030	6X80MM	100	51750.060.080
4X16MM	200	51750.040.016	5X35MM	200	51750.050.035	6X90MM	100	51750.060.090
4X20MM	200	51750.040.020	5X40MM	200	51750.050.040	6X100MM	100	51750.060.100
4X25MM	200	51750.040.025	5X45MM	200	51750.050.045	6X120MM	100	51750.060.120
4X30MM	200	51750.040.030						

55750	Cross recessed countersunk head screw for chipboard Pozidriv / Verzonken spaanplaatschroef met Pozidriv kruisgleuf / Vis pour aggloméré à tête fraisée à empreinte cruciforme Pozidriv	R43A

Material Stainless steel A4



d x L	✉	Art.number	d x L	✉	Art.number	d x L	✉	Art.number
3X12MM	200	55750.030.012	4X25MM	200	55750.040.025			
3X16MM	200	55750.030.016	4X30MM	200	55750.040.030	5X20MM*	500	55750.050.020
3X20MM	200	55750.030.020	4X35MM	200	55750.040.035	5X30MM	200	55750.050.030
3X25MM	200	55750.030.025	4X40MM	200	55750.040.040	5X40MM	200	55750.050.040
3X30MM	200	55750.030.030	4X45MM	200	55750.040.045	5X50MM	200	55750.050.050
			4X50MM	200	55750.040.050	5X60MM	200	55750.050.060
3,5X16MM	200	55750.035.016	4X60MM	200	55750.040.060	5X65MM*	100	55750.050.065
3,5X20MM	200	55750.035.020	4X70MM*	200	55750.040.070	5X70MM	200	55750.050.070
3,5X25MM	200	55750.035.025						
3,5X30MM	200	55750.035.030	4,5X20MM	500	55750.045.020	6X40MM	100	55750.060.040
3,5X35MM	200	55750.035.035	4,5X40MM	200	55750.045.040	6X50MM	100	55750.060.050
3,5X40MM	200	55750.035.040	4,5X45MM	200	55750.045.045	6X60MM	100	55750.060.060
			4,5X50MM*	200	55750.045.050	6X70MM	100	55750.060.070
4X12MM	200	55750.040.012	4,5X60MM*	200	55750.045.060	6X80MM	100	55750.060.080
4X16MM	200	55750.040.016	4,5X70MM*	200	55750.045.070	6X90MM*	100	55750.060.090
4X20MM	200	55750.040.020						

Cross recessed countersunk head screw with hole for chipboard

Verzonken spaanplaatschroef met kruisgleuf en kopboring / Vis pour aggloméré à tête fraisée à empreinte cruciforme avec trou

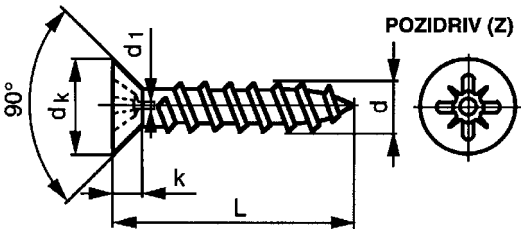

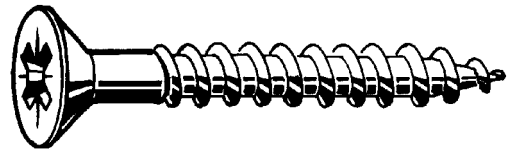

Technical Data

d	d_1	d_k	k	No. cross recess
4	2.5	8	2.6	2
4.5	2.5	9	2.9	2
5	2.5	10	3.2	2
6	2.5	12	3.9	3

- All dimensions are guide values and may deviate dependent on the manufacturer.

29385	Cross recessed countersunk head screw with hole for chipboard Pozidriv / Verzonken spaanplaatschroef met Pozidriv kruisgleuf en kopboring / Vis pour aggloméré à tête fraisée à empreinte cruciforme Pozidriv avec trou	K03A

Material Steel
Surface treatment Zinc plated

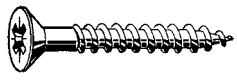

d x L	✉	Art.number	d x L	✉	Art.number	d x L	✉	Art.number
4X50MM	200	29385.040.050	4,5X40MM	200	29385.045.040	5X50MM	200	29385.050.050
			4,5X45MM	200	29385.045.045	5X60MM	200	29385.050.060
4,5X20MM	200	29385.045.020	4,5X50MM	200	29385.045.050	5X70MM	200	29385.050.070
4,5X25MM	200	29385.045.025	4,5X60MM	200	29385.045.060	5X80MM	200	29385.050.080
4,5X30MM	200	29385.045.030	4,5X70MM	200	29385.045.070			
4,5X35MM	200	29385.045.035						

- Warning: electroplating of these products may cause hydrogen embrittlement.

FABORY

Cross recessed raised countersunk head screw for chipboard

Bolverzonken spaanplaatschroef met kruisgleuf / Vis pour aggloméré à tête fraisée bombée à empreinte cruciforme

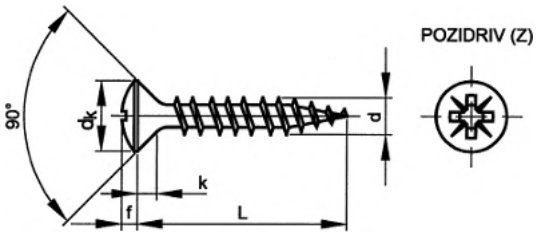

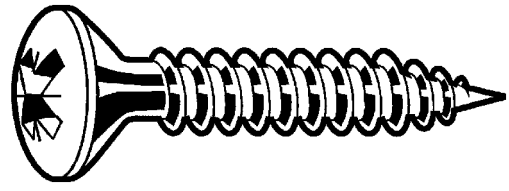

Technical Data

d	d_k (max.)	f ≈	k (max.)	No. cross recess
3	5.9	0.7	1.9	1
3.5	6.9	0.9	2.1	2
4	7.9	1.05	2.45	2
4.5	8.9	1.2	2.7	2
5	9.6	1.2	3.1	2
6	11.6	1.6	3.7	3

6

51756 Cross recessed raised countersunk head screw for chipboard Pozidriv / Bolverzonken spaanplaatschroef met Pozidriv kruisgleuf / Vis pour agglomere à tête fraisée bombée à empreinte cruciforme Pozidriv **R03A**

Material Stainless steel A2

RoHS

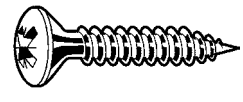

d x L	✉	Art.number	d x L	✉	Art.number	d x L	✉	Art.number
3X16MM	200	51756.030.016	4X45MM*	200	51756.040.045	5X50MM	200	51756.050.050
3X20MM	200	51756.030.020	4X50MM*	1.000	51756.040.050	5X60MM	200	51756.050.060
3X25MM	200	51756.030.025				5X70MM	200	51756.050.070
3X30MM	200	51756.030.030	4,5X20MM	200	51756.045.020	5X90MM	100	51756.050.090
			4,5X25MM	200	51756.045.025	5X100MM	100	51756.050.100
3,5X16MM	200	51756.035.016	4,5X30MM*	500	51756.045.030			
3,5X20MM	200	51756.035.020	4,5X35MM	200	51756.045.035	6X20MM	200	51756.060.020
3,5X25MM	200	51756.035.025	4,5X40MM	200	51756.045.040	6X25MM	200	51756.060.025
3,5X30MM	200	51756.035.030	4,5X45MM	200	51756.045.045	6X30MM	100	51756.060.030
3,5X35MM	200	51756.035.035	4,5X50MM	200	51756.045.050	6X35MM	100	51756.060.035
3,5X40MM	200	51756.035.040	4,5X60MM	200	51756.045.060	6X40MM*	100	51756.060.040
						6X50MM*	100	51756.060.050
4X16MM	200	51756.040.016	5X20MM	200	51756.050.020	6X60MM	100	51756.060.060
4X20MM	200	51756.040.020	5X25MM	200	51756.050.025	6X70MM*	100	51756.060.070
4X25MM	200	51756.040.025	5X30MM	200	51756.050.030	6X80MM*	100	51756.060.080
4X30MM	200	51756.040.030	5X35MM	200	51756.050.035	6X90MM	100	51756.060.090
4X35MM	200	51756.040.035	5X40MM	200	51756.050.040	6X100MM*	200	51756.060.100
4X40MM	200	51756.040.040	5X45MM	200	51756.050.045			

- All dimensions are guide values and may deviate dependent on the manufacturer.

Hexalobular socket countersunk head screw for chipboard

Verzonken spaanplaatschroef met T-ster / Vis pour aggloméré à tête fraisée à six lobes internes

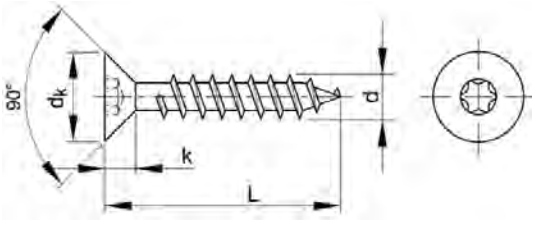



Technical Data

d	d_k	k	Socket
3	6	1.9	T10
3.5	7	2.3	T15
4	8	2.6	T20
4.5	9	2.9	T25

d	d_k	k	Socket
5	10	3.2	T25
6	12	3.5	T30
8	14	4.1	T40

- All dimensions are guide values and may deviate dependent on the manufacturer.

6

Article groups

Driving features	Material	Surface treatment	Code	Page
Hexalobular	St.	ZPL	29310	6-207
Hexalobular	St.st. A2		51775	6-208
Hexalobular	St.st. A4		55775	6-208

29310 **Hexalobular socket countersunk head screw for chipboard / Verzonken spaanplaatschroef met T-ster / Vis pour aggloméré à tête fraisée à six lobes internes** **K01A**

Material Steel
Surface treatment Zinc plated



d x L	✉	Art.number	d x L	✉	Art.number	d x L	✉	Art.number
3X12MM*	1.000	29310.030.012	4X60MM	200	29310.040.060	5X100MM	200	29310.050.100
3X16MM	200	29310.030.016	4X70MM	500	29310.040.070	5X120MM	200	29310.050.120
3X20MM	200	29310.030.020	4X80MM	500	29310.040.080			
3X25MM	200	29310.030.025				6X30MM*	500	29310.060.030
3X30MM	200	29310.030.030	4,5X16MM*	1.000	29310.045.016	6X40MM	500	29310.060.040
3X35MM	1.000	29310.030.035	4,5X20MM	200	29310.045.020	6X50MM	200	29310.060.050
3X40MM	1.000	29310.030.040	4,5X25MM	200	29310.045.025	6X60MM	200	29310.060.060
3X45MM*	1.000	29310.030.045	4,5X30MM	200	29310.045.030	6X70MM	200	29310.060.070
			4,5X35MM	200	29310.045.035	6X80MM	200	29310.060.080
3,5X12MM*	1.000	29310.035.012	4,5X40MM	200	29310.045.040	6X90MM	200	29310.060.090
3,5X16MM	200	29310.035.016	4,5X45MM	200	29310.045.045	6X100MM	100	29310.060.100
3,5X20MM	200	29310.035.020	4,5X50MM	200	29310.045.050	6X110MM*	100	29310.060.110
3,5X25MM	200	29310.035.025	4,5X60MM	200	29310.045.060	6X120MM	100	29310.060.120
3,5X30MM	200	29310.035.030	4,5X70MM	200	29310.045.070	6X130MM*	100	29310.060.130
3,5X35MM	200	29310.035.035	4,5X80MM	200	29310.045.080	6X140MM	100	29310.060.140
3,5X40MM	200	29310.035.040				6X150MM*	100	29310.060.150
3,5X45MM*	1.000	29310.035.045	5X20MM	1.000	29310.050.020	6X160MM*	100	29310.060.160
3,5X50MM	500	29310.035.050	5X25MM	1.000	29310.050.025	6X180MM*	100	29310.060.180
			5X30MM	200	29310.050.030	6X200MM	100	29310.060.200
4X16MM	200	29310.040.016	5X35MM	200	29310.050.035	6X220MM*	100	29310.060.220
4X20MM	200	29310.040.020	5X40MM	200	29310.050.040	6X240MM*	100	29310.060.240
4X25MM	200	29310.040.025	5X45MM	200	29310.050.045	6X260MM*	100	29310.060.260
4X30MM	200	29310.040.030	5X50MM	200	29310.050.050	6X280MM*	100	29310.060.280
4X35MM	200	29310.040.035	5X55MM*	500	29310.050.055	6X300MM*	100	29310.060.300
4X40MM	200	29310.040.040	5X60MM	200	29310.050.060			
4X45MM	200	29310.040.045	5X70MM	200	29310.050.070	8X80MM*	100	29310.080.080
4X50MM	200	29310.040.050	5X80MM	200	29310.050.080	8X90MM*	100	29310.080.090
4X55MM	500	29310.040.055	5X90MM	200	29310.050.090	8X100MM*	100	29310.080.100

- Warning: electroplating of these products may cause hydrogen embrittlement.

FABORY

51775	Hexalobular socket countersunk head screw for chipboard / Verzonken spaanplaatschroef met T-ster / Vis pour aggloméré à tête fraisée à six lobes internes	R03A

Material Stainless steel A2



d x L	✉	Art.number	d x L	✉	Art.number	d x L	✉	Art.number
3X10MM	500	51775.030.010	4X40MM	200	51775.040.040	5X60MM	200	51775.050.060
3X12MM*	500	51775.030.012	4X45MM	200	51775.040.045	5X65MM*	100	51775.050.065
3X16MM	200	51775.030.016	4X50MM	200	51775.040.050	5X70MM	200	51775.050.070
3X20MM	200	51775.030.020	4X60MM	200	51775.040.060	5X80MM	100	51775.050.080
3X25MM	200	51775.030.025	4X70MM	200	51775.040.070	5X90MM	100	51775.050.090
3X30MM	200	51775.030.030				5X100MM	100	51775.050.100
3X35MM	200	51775.030.035	4,5X20MM	200	51775.045.020	5X120MM	100	51775.050.120
3X40MM	200	51775.030.040	4,5X25MM	200	51775.045.025			
3X50MM*	200	51775.030.050	4,5X30MM	200	51775.045.030	6X20MM*	100	51775.060.020
			4,5X35MM	200	51775.045.035	6X25MM*	100	51775.060.025
3,5X12MM	500	51775.035.012	4,5X40MM	200	51775.045.040	6X30MM*	100	51775.060.030
3,5X16MM	200	51775.035.016	4,5X45MM	200	51775.045.045	6X35MM	100	51775.060.035
3,5X20MM	200	51775.035.020	4,5X50MM	200	51775.045.050	6X40MM	100	51775.060.040
3,5X25MM	200	51775.035.025	4,5X60MM	200	51775.045.060	6X50MM	100	51775.060.050
3,5X30MM	200	51775.035.030	4,5X70MM*	200	51775.045.070	6X60MM	100	51775.060.060
3,5X35MM	200	51775.035.035				6X70MM*	100	51775.060.070
3,5X40MM	200	51775.035.040	5X20MM	200	51775.050.020	6X80MM	100	51775.060.080
			5X25MM	200	51775.050.025	6X90MM*	100	51775.060.090
4X12MM*	500	51775.040.012	5X30MM	200	51775.050.030	6X100MM	100	51775.060.100
4X16MM	200	51775.040.016	5X35MM	200	51775.050.035	6X120MM	100	51775.060.120
4X20MM	200	51775.040.020	5X40MM	200	51775.050.040			
4X25MM	200	51775.040.025	5X45MM	200	51775.050.045	8X60MM	100	51775.080.060
4X30MM	200	51775.040.030	5X50MM	200	51775.050.050	8X90MM	100	51775.080.090
4X35MM	200	51775.040.035	5X55MM*	200	51775.050.055			

55775	Hexalobular socket countersunk head screw for chipboard / Verzonken spaanplaatschroef met T-ster / Vis pour aggloméré à tête fraisée à six lobes internes	R43A

Material Stainless steel A4



d x L	✉	Art.number	d x L	✉	Art.number	d x L	✉	Art.number
3X16MM*	500	55775.030.016	4X30MM	200	55775.040.030			
3X20MM*	500	55775.030.020	4X35MM	200	55775.040.035	5X20MM*	200	55775.050.020
3X25MM	500	55775.030.025	4X40MM	200	55775.040.040	5X25MM*	200	55775.050.025
3X30MM	200	55775.030.030	4X45MM	200	55775.040.045	5X30MM	200	55775.050.030
3X40MM*	200	55775.030.040	4X50MM	200	55775.040.050	5X35MM*	200	55775.050.035
			4X60MM	200	55775.040.060	5X40MM*	200	55775.050.040
3,5X16MM	200	55775.035.016				5X45MM*	200	55775.050.045
3,5X20MM	200	55775.035.020	4,5X20MM*	200	55775.045.020	5X50MM*	200	55775.050.050
3,5X25MM	200	55775.035.025	4,5X25MM*	200	55775.045.025	5X55MM*	200	55775.050.055
3,5X30MM	200	55775.035.030	4,5X30MM*	200	55775.045.030	5X60MM*	100	55775.050.060
3,5X35MM	200	55775.035.035	4,5X35MM*	200	55775.045.035	5X70MM*	100	55775.050.070
3,5X40MM*	200	55775.035.040	4,5X40MM*	200	55775.045.040	5X80MM	100	55775.050.080
3,5X45MM*	200	55775.035.045	4,5X45MM*	200	55775.045.045	5X90MM*	100	55775.050.090
			4,5X50MM*	200	55775.045.050	5X100MM*	100	55775.050.100
4X16MM	200	55775.040.016	4,5X55MM*	200	55775.045.055	5X120MM*	100	55775.050.120
4X20MM	200	55775.040.020	4,5X60MM	200	55775.045.060			
4X25MM	200	55775.040.025	4,5X70MM	200	55775.045.070			

Hexalobular socket raised cheese head screw for chipboard

Bolcilinder spaanplaatschroef met T-ster / Vis pour aggloméré à tête cylindrique bombée à six lobes internes

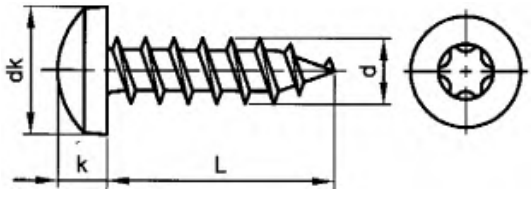



Technical Data

d	d_k	k	Socket	d	d_k	k	Socket
3	5.7/6.0	2.1/2.3	T10	4.5	8.7/9.0	2.9/3.1	T25
3.5	6.7/7.0	2.2/2.4	T15	5	9.7/10.0	3.3/3.5	T25
4	7.7/8.0	2.6/2.8	T20	6	11.7/12.0	4.5/4.7	T25

Article groups

Driving features	Material	Surface treatment	Code	Page
Hexalobular	St.	ZPL	29346	6-209
Torx®	St.st. A2		51772	6-209

29346 **Hexalobular socket raised cheese head screw for chipboard / Bolcilinder spaanplaatschroef met T-ster / Vis pour aggloméré à tête cylindrique bombée à six lobes internes** **K01A**

Material Steel
Surface treatment Zinc plated



d x L	✉	Art.number	d x L	✉	Art.number	d x L	✉	Art.number
3X10MM	1.000	29346.030.010	4X25MM	1.000	29346.040.025	5X30MM	500	29346.050.030
3X12MM	1.000	29346.030.012	4X30MM	1.000	29346.040.030	5X35MM	500	29346.050.035
3X15MM	1.000	29346.030.015	4X35MM	500	29346.040.035	5X40MM	500	29346.050.040
3X16MM*	1.000	29346.030.016	4X40MM	500	29346.040.040	5X45MM	200	29346.050.045
3X20MM	1.000	29346.030.020	4X45MM	500	29346.040.045	5X50MM	200	29346.050.050
3X25MM*	1.000	29346.030.025	4X50MM	500	29346.040.050	5X60MM	200	29346.050.060
3X30MM*	1.000	29346.030.030	4X60MM	500	29346.040.060	5X70MM	200	29346.050.070
3X35MM	500	29346.030.035				5X80MM	200	29346.050.080
3X40MM	500	29346.030.040	4,5X12MM*	1.000	29346.045.012	5X90MM*	200	29346.050.090
			4,5X16MM	1.000	29346.045.016			
3,5X12MM*	1.000	29346.035.012	4,5X20MM	1.000	29346.045.020	6X20MM	1.000	29346.060.020
3,5X16MM	1.000	29346.035.016	4,5X25MM	500	29346.045.025	6X25MM*	500	29346.060.025
3,5X20MM	1.000	29346.035.020	4,5X30MM	500	29346.045.030	6X30MM	500	29346.060.030
3,5X25MM*	1.000	29346.035.025	4,5X35MM	500	29346.045.035	6X35MM*	500	29346.060.035
3,5X30MM*	1.000	29346.035.030	4,5X40MM	500	29346.045.040	6X40MM	500	29346.060.040
3,5X35MM*	1.000	29346.035.035	4,5X45MM*	500	29346.045.045	6X45MM*	200	29346.060.045
3,5X40MM	500	29346.035.040	4,5X50MM	200	29346.045.050	6X50MM*	200	29346.060.050
			4,5X60MM*	500	29346.045.060	6X60MM	200	29346.060.060
4X12MM	1.000	29346.040.012				6X70MM*	200	29346.060.070
4X16MM	1.000	29346.040.016	5X16MM	1.000	29346.050.016	6X80MM*	200	29346.060.080
4X17MM*	1.000	29346.040.017	5X20MM	1.000	29346.050.020	6X90MM*	200	29346.060.090
4X20MM	1.000	29346.040.020	5X25MM	500	29346.050.025	6X100MM*	100	29346.060.100

51772 **Hexalobular socket raised cheese head screw for chipboard / Bolcilinder spaanplaatschroef met T-ster / Vis pour aggloméré à tête cylindrique bombée à six lobes internes** **R03A**

Material Stainless steel A2



d x L	✉	Art.number	d x L	✉	Art.number	d x L	✉	Art.number
4,5X25MM	500	51772.045.025	4,5X60MM	200	51772.045.060	5X80MM	100	51772.050.080
4,5X30MM*	500	51772.045.030	4,5X70MM	200	51772.045.070	5X90MM*	100	51772.050.090
4,5X35MM	500	51772.045.035						
4,5X40MM	200	51772.045.040	5X25MM*	200	51772.050.025	6X30MM*	100	51772.060.030
4,5X50MM	200	51772.045.050						

FABORY

Countersunk chipboard screw ribs cut point

Verzonken spaanplaatschroef met freesribben en snijpunt / Vis pour aggloméré fraisage nervuré à tête fraisée

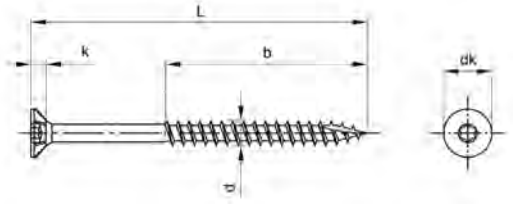



Technical Data

d	d_k	k	Socket
3	6	1.9	T10
3.5	7	2.1	T10
4	8	2.5	T20
4.5	9	2.7	T20
5	10	3	T25
6	12	3.6	T25

6

55755 **Countersunk chipboard screw ribs cut point / Verzonken spaanplaatschroef met freesribben en snijpunt / Vis pour aggloméré fraisage nervuré à tête fraisée** **R43A**

Material Stainless steel A4



d x L x b	✉	Art.number	d x L x b	✉	Art.number	d x L x b	✉	Art.number
3X12X12MM*	500	55755.030.012	4X45X30MM*	200	55755.040.045	5X45X30MM*	200	55755.050.045
3X16X16MM*	500	55755.030.016	4X50X30MM	200	55755.040.050	5X50X30MM*	200	55755.050.050
3X20X20MM*	500	55755.030.020	4X60X36MM	200	55755.040.060	5X55X36MM*	200	55755.050.055
3X25X18MM*	500	55755.030.025	4X70X42MM	200	55755.040.070	5X60X36MM*	100	55755.050.060
3X30X18MM*	500	55755.030.030				5X70X42MM*	100	55755.050.070
3X40X24MM*	200	55755.030.040	4,5X20X20MM*	500	55755.045.020	5X80X48MM*	100	55755.050.080
			4,5X25X18MM*	500	55755.045.025	5X90X54MM*	100	55755.050.090
3,5X16X16MM*	500	55755.035.016	4,5X30X18MM*	500	55755.045.030	5X100X60MM*	100	55755.050.100
3,5X20X20MM*	500	55755.035.020	4,5X35X24MM*	500	55755.045.035	5X120X70MM*	100	55755.050.120
3,5X25X18MM*	500	55755.035.025	4,5X40X24MM*	200	55755.045.040			
3,5X30X18MM*	500	55755.035.030	4,5X45X30MM*	200	55755.045.045	6X30X20MM*	100	55755.060.030
3,5X35X24MM*	500	55755.035.035	4,5X50X30MM*	200	55755.045.050	6X40X24MM*	100	55755.060.040
3,5X40X24MM*	200	55755.035.040	4,5X55X36MM*	200	55755.045.055	6X45X30MM*	100	55755.060.045
3,5X45X30MM*	200	55755.035.045	4,5X60X36MM*	200	55755.045.060	6X50X30MM*	100	55755.060.050
3,5X50X30MM*	200	55755.035.050	4,5X70X42MM*	200	55755.045.070	6X60X36MM*	100	55755.060.060
			4,5X80X48MM*	200	55755.045.080	6X70X42MM*	100	55755.060.070
4X16X16MM	500	55755.040.016				6X80X48MM*	100	55755.060.080
4X20X20MM	500	55755.040.020	5X20X20MM*	500	55755.050.020	6X90X54MM*	100	55755.060.090
4X25X18MM	500	55755.040.025	5X25X18MM*	500	55755.050.025	6X100X70MM*	100	55755.060.100
4X30X18MM	500	55755.040.030	5X30X20MM*	500	55755.050.030	6X110X70MM*	100	55755.060.110
4X35X24MM	500	55755.040.035	5X35X24MM*	500	55755.050.035	6X120X70MM*	100	55755.060.120
4X40X24MM	200	55755.040.040	5X40X24MM*	200	55755.050.040			

Hexalobular countersunk timber screw

Verzonkenkop houtschroef met T-ster / Vis à bois tête fraisée à six lobes internes

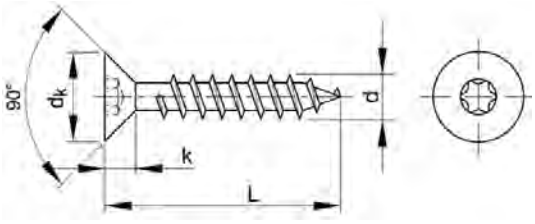



Technical Data

d	d_k	k	Socket
3	6	1.9	T10
3.5	7	2.1	T10
4	8	2.5	T20
4.5	9	2.7	T20
5	10	3	T25
6	12	3.6	T25
8	15	4.1	T40

6

Article groups

Driving features	Material	Code	Page
Hexalobular	St.st. A2	51878	6-211
Hexalobular	St.st. A4	55878	6-212

51878 **Hexalobular countersunk timber screw / Verzonkenkop houtschroef met T-ster / Vis à bois tête fraisée à six lobes internes** **R03A**

Material Stainless steel A2



d x L	✉	Art.number	d x L	✉	Art.number	d x L	✉	Art.number
3,0X25MM*	500	51878.030.025	4,5X55MM*	200	51878.045.055	6,0X110MM*	100	51878.060.110
3,0X30MM*	500	51878.030.030	4,5X60MM	200	51878.045.060	6,0X130MM*	100	51878.060.130
3,0X35MM*	500	51878.030.035	4,5X70MM*	200	51878.045.070	6,0X140MM*	100	51878.060.140
3,0X40MM*	200	51878.030.040	4,5X80MM*	200	51878.045.080	6,0X150MM*	100	51878.060.150
3,0X45MM*	200	51878.030.045	4,5X100MM*	200	51878.045.100	6,0X160MM*	100	51878.060.160
3,0X50MM	200	51878.030.050				6,0X180MM*	100	51878.060.180
			5,0X20MM*	500	51878.050.020	6,0X200MM*	100	51878.060.200
3,5X25MM*	500	51878.035.025	5,0X25MM*	500	51878.050.025	6,0X220MM*	100	51878.060.220
3,5X30MM*	500	51878.035.030	5,0X35MM*	500	51878.050.035	6,0X240MM*	100	51878.060.240
3,5X35MM*	500	51878.035.035	5,0X40MM	200	51878.050.040	6,0X260MM*	100	51878.060.260
3,5X40MM	200	51878.035.040	5,0X45MM*	200	51878.050.045	6,0X280MM*	100	51878.060.280
3,5X45MM*	200	51878.035.045	5,0X50MM	200	51878.050.050	6,0X300MM*	100	51878.060.300
3,5X50MM	200	51878.035.050	5,0X55MM*	200	51878.050.055			
			5,0X60MM	100	51878.050.060	8,0X70MM	100	51878.080.070
4,0X25MM	500	51878.040.025	5,0X65MM	100	51878.050.065	8,0X80MM	100	51878.080.080
4,0X30MM	500	51878.040.030	5,0X80MM	100	51878.050.080	8,0X100MM	100	51878.080.100
4,0X35MM*	500	51878.040.035	5,0X90MM*	100	51878.050.090	8,0X120MM*	100	51878.080.120
4,0X40MM	200	51878.040.040	5,0X100MM*	100	51878.050.100	8,0X140MM*	100	51878.080.140
4,0X45MM	200	51878.040.045	5,0X110MM*	100	51878.050.110	8,0X160MM*	100	51878.080.160
4,0X50MM	200	51878.040.050				8,0X180MM*	100	51878.080.180
4,0X55MM*	200	51878.040.055	6,0X30MM	100	51878.060.030	8,0X200MM*	100	51878.080.200
4,0X60MM	200	51878.040.060	6,0X35MM*	100	51878.060.035	8,0X220MM*	100	51878.080.220
4,0X65MM*	200	51878.040.065	6,0X40MM*	100	51878.060.040	8,0X225MM*	100	51878.080.225
4,0X80MM	200	51878.040.080	6,0X45MM*	100	51878.060.045	8,0X240MM*	100	51878.080.240
			6,0X50MM	100	51878.060.050	8,0X260MM*	100	51878.080.260
4,5X25MM	500	51878.045.025	6,0X55MM*	100	51878.060.055	8,0X280MM*	100	51878.080.280
4,5X30MM*	500	51878.045.030	6,0X60MM*	100	51878.060.060	8,0X300MM*	100	51878.080.300
4,5X35MM*	500	51878.045.035	6,0X70MM	100	51878.060.070	8,0X325MM*	100	51878.080.325
4,5X40MM	200	51878.045.040	6,0X80MM*	100	51878.060.080	8,0X350MM*	100	51878.080.350
4,5X45MM	200	51878.045.045	6,0X90MM	100	51878.060.090	8,0X360MM*	100	51878.080.360
4,5X50MM	200	51878.045.050	6,0X100MM*	100	51878.060.100	8,0X375MM*	100	51878.080.375

FABORY

55878	Hexalobular countersunk timber screw / Verzonkenkop houtschroef met T-ster / Vis à bois tête fraisée à six lobes internes	R43A
Material	Stainless steel A4	



d x L	✉	Art.number	d x L	✉	Art.number	d x L	✉	Art.number
6,0X40MM*	100	55878.060.040	6,0X120MM*	100	55878.060.120	8,0X70MM*	100	55878.080.070
6,0X45MM*	100	55878.060.045	6,0X130MM*	100	55878.060.130	8,0X80MM*	100	55878.080.080
6,0X50MM*	100	55878.060.050	6,0X140MM*	100	55878.060.140	8,0X90MM*	100	55878.080.090
6,0X60MM*	100	55878.060.060	6,0X150MM*	100	55878.060.150	8,0X100MM*	100	55878.080.100
6,0X70MM*	100	55878.060.070	6,0X160MM*	100	55878.060.160	8,0X120MM*	100	55878.080.120
6,0X80MM*	100	55878.060.080	6,0X180MM*	100	55878.060.180	8,0X140MM*	100	55878.080.140
6,0X90MM*	100	55878.060.090	6,0X200MM*	100	55878.060.200	8,0X160MM*	100	55878.080.160
6,0X100MM*	100	55878.060.100				8,0X180MM*	100	55878.080.180
6,0X110MM*	100	55878.060.110	8,0X60MM*	100	55878.080.060	8,0X200MM*	100	55878.080.200

Universal woodscrew cross recessed countersunk head

Universele houtschroef verzonkenkop met kruisgleuf / Vis à bois universelle à tête fraisée à empreinte cruciforme

6

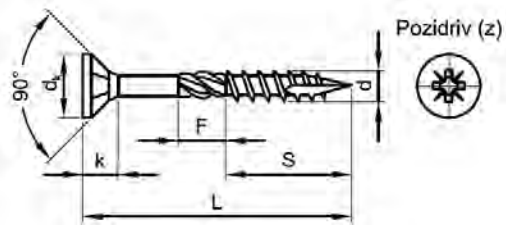

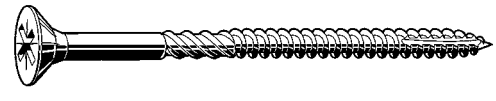

Technical Data

d	d_k	k	No. cross recess	d	d_k	k	No. cross recess
3	6	3.5	1	4.5	9	5.0	2
3.5	7	4.0	2	5	10	5.5	2
4	8	4.5	2	6	12	6.3	3

- Full boxes only.
- F = 9mm only if L ≥ 40mm.
- Diameters 3 and 3,5 are unfit for structural timber joints and therefore not CE marked.

Article groups

Driving features	Material	Surface treatment	Code	Page
Pozidriv	St.	ZPL	30000	6-212
Pozidriv	St.st. A2		30015	6-213

30000	MAXXFAST Universal woodscrew cross recessed countersunk head / MAXXFAST Universele houtschroef verzonkenkop met kruisgleuf / MAXXFAST Vis à bois universelle à tête fraisée à empreinte cruciforme	MF0A
Material	Steel	
Surface treatment	Zinc plated	



d x L (S)	✉	Art.number	d x L (S)	✉	Art.number	d x L (S)	✉	Art.number
3X10MM (6)	200	30000.030.010	4X16MM (11)	200	30000.040.016	4,5X60MM (45)	200	30000.045.060
3X12MM (8)	200	30000.030.012	4X20MM (15)	200	30000.040.020	4,5X70MM (54)	200	30000.045.070
3X16MM (12)	200	30000.030.016	4X25MM (20)	200	30000.040.025	4,5X80MM (54)	200	30000.045.080
3X20MM (16)	200	30000.030.020	4X30MM (25)	200	30000.040.030			
3X25MM (21)	200	30000.030.025	4X35MM (30)	200	30000.040.035	5X16MM (9)	200	30000.050.016
3X30MM (26)	200	30000.030.030	4X40MM (25)	200	30000.040.040	5X20MM (14)	200	30000.050.020
3X35MM (31)	200	30000.030.035	4X45MM (30)	200	30000.040.045	5X25MM (19)	200	30000.050.025
			4X50MM (35)	200	30000.040.050	5X30MM (24)	200	30000.050.030
3,5X12MM (8)	200	30000.035.012	4X60MM (45)	200	30000.040.060	5X35MM (29)	200	30000.050.035
3,5X16MM (12)	200	30000.035.016	4X70MM (54)	200	30000.040.070	5X40MM (25)	200	30000.050.040
3,5X20MM (16)	200	30000.035.020				5X45MM (30)	200	30000.050.045
3,5X25MM (21)	200	30000.035.025	4,5X16MM (11)	200	30000.045.016	5X50MM (35)	200	30000.050.050
3,5X30MM (26)	200	30000.035.030	4,5X20MM (15)	200	30000.045.020	5X60MM (45)	200	30000.050.060
3,5X35MM (31)	200	30000.035.035	4,5X25MM (20)	200	30000.045.025	5X70MM (54)	200	30000.050.070
3,5X40MM (25)	200	30000.035.040	4,5X30MM (25)	200	30000.045.030	5X80MM (54)	100	30000.050.080
3,5X45MM (30)	200	30000.035.045	4,5X35MM (30)	200	30000.045.035	5X90MM (60)	100	30000.050.090
3,5X50MM (35)	200	30000.035.050	4,5X40MM (25)	200	30000.045.040	5X100MM (66)	100	30000.050.100
			4,5X45MM (30)	200	30000.045.045			
4X12MM (7)	200	30000.040.012	4,5X50MM (35)	200	30000.045.050	6X30MM (23)	200	30000.060.030

30000	MAXXFAST Universal woodscrew cross recessed countersunk head / MAXXFAST Universele houtschroef verzonkenkop met kruisgleuf / MAXXFAST Vis à bois universelle à tête fraisée à empreinte cruciforme	←

d x L (S)	✉	Art.number	d x L (S)	✉	Art.number	d x L (S)	✉	Art.number
6X35MM (28)	200	30000.060.035	6X80MM (54)	100	30000.060.080	6X130MM (86)	100	30000.060.130
6X40MM (25)	200	30000.060.040	6X90MM (60)	100	30000.060.090	6X140MM (93)	100	30000.060.140
6X45MM (30)	200	30000.060.045	6X100MM (66)	100	30000.060.100	6X150MM (100)	100	30000.060.150
6X50MM (35)	200	30000.060.050	6X110MM (73)	100	30000.060.110			
6X60MM (45)	200	30000.060.060	6X120MM (80)	100	30000.060.120			

30015	MAXXFAST Universal woodscrew cross recessed countersunk head / MAXXFAST Universele houtschroef verzonkenkop met kruisgleuf / MAXXFAST Vis à bois universelle à tête fraisée à empreinte cruciforme	MF0A

Material Stainless steel A2



d x L (S)	✉	Art.number	d x L (S)	✉	Art.number	d x L (S)	✉	Art.number
3X16MM (12)	200	30015.030.016	4X50MM (35)	200	30015.040.050	5X60MM (45)	200	30015.050.060
3X25MM (21)	200	30015.030.025	4X60MM (45)	200	30015.040.060	5X70MM (54)	200	30015.050.070
3X30MM (26)	200	30015.030.030				5X80MM (54)	100	30015.050.080
3X35MM (31)	200	30015.030.035	4,5X25MM (20)	200	30015.045.025	5X90MM (60)	100	30015.050.090
			4,5X30MM (25)	200	30015.045.030	5X100MM (66)	100	30015.050.100
3,5X16MM (12)	200	30015.035.016	4,5X35MM (30)	200	30015.045.035			
3,5X25MM (21)	200	30015.035.025	4,5X40MM (25)	200	30015.045.040	6X30MM (23)	200	30015.060.030
3,5X30MM (26)	200	30015.035.030	4,5X45MM (30)	200	30015.045.045	6X35MM (28)	200	30015.060.035
3,5X35MM (31)	200	30015.035.035	4,5X50MM (35)	200	30015.045.050	6X40MM (25)	200	30015.060.040
3,5X40MM (25)	200	30015.035.040	4,5X60MM (45)	200	30015.045.060	6X45MM (30)	200	30015.060.045
3,5X45MM (30)	200	30015.035.045	4,5X70MM (54)	200	30015.045.070	6X60MM (45)	200	30015.060.060
3,5X50MM (35)	200	30015.035.050	4,5X80MM (54)	200	30015.045.080	6X70MM (54)	200	30015.060.070
						6X80MM (54)	100	30015.060.080
4X16MM (11)	200	30015.040.016	5X25MM (19)	200	30015.050.025	6X90MM (60)	100	30015.060.090
4X20MM (15)	200	30015.040.020	5X30MM (24)	200	30015.050.030	6X110MM (73)	100	30015.060.110
4X25MM (20)	200	30015.040.025	5X35MM (29)	200	30015.050.035	6X120MM (80)	100	30015.060.120
4X30MM (25)	200	30015.040.030	5X40MM (25)	200	30015.050.040	6X130MM (86)	100	30015.060.130
4X35MM (30)	200	30015.040.035	5X45MM (30)	200	30015.050.045	6X140MM (93)	100	30015.060.140
4X40MM (25)	200	30015.040.040	5X50MM (35)	200	30015.050.050	6X150MM (100)	100	30015.060.150
4X45MM (30)	200	30015.040.045						

Universal woodscrew cross recessed raised cheese head

Universele houtschroef bolcilinderkop met kruisgleuf / Vis à bois universelle à tête cylindrique à empreinte cruciforme

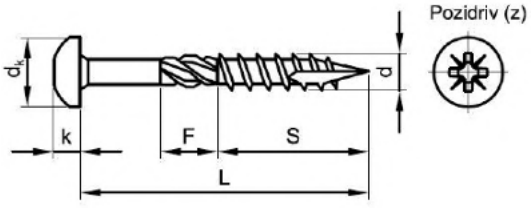

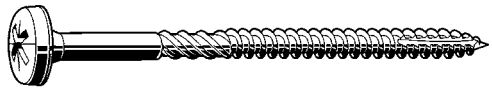

Technical Data

d	d_k	k	No. cross recess	d	d_k	k	No. cross recess
3	6	2.4	1	4.5	9	3.2	2
3.5	7	2.6	2	5	10	3.6	2
4	8	3.0	2	6	12	4.9	3

- Full boxes only.
- F = 9mm only if L ≥ 40mm.
- Diameters 3 and 3,5 are unfit for structural timber joints and therefore not CE marked.

Article groups

Driving features	Material	Surface treatment	Code	Page
Pozidriv	St.	ZPL	30025	6-214
Pozidriv	St.st. A2		30040	6-214

30025 MAXXFAST Universal woodscrew cross recessed raised cheese head / MAXXFAST Universele houtschroef bolcilinderkop met kruisgleuf / MAXXFAST Vis à bois universelle à tête cylindrique à empreinte cruciforme — MF0A

Material Steel
Surface treatment Zinc plated



d x L (S)	✉	Art.number	d x L (S)	✉	Art.number	d x L (S)	✉	Art.number
3X12MM (9)	200	30025.030.012	4X30MM (27)	200	30025.040.030	5X20MM (16)	200	30025.050.020
3X20MM (17)	200	30025.030.020	4X35MM (32)	200	30025.040.035	5X25MM (21)	200	30025.050.025
3X25MM (22)	200	30025.030.025	4X40MM (25)	200	30025.040.040	5X30MM (26)	200	30025.050.030
3X30MM (27)	200	30025.030.030	4X45MM (30)	200	30025.040.045	5X35MM (31)	200	30025.050.035
			4X50MM (35)	200	30025.040.050	5X40MM (25)	200	30025.050.040
3,5X12MM (9)	200	30025.035.012	4X60MM (45)	200	30025.040.060	5X45MM (30)	200	30025.050.045
3,5X16MM (13)	200	30025.035.016				5X50MM (35)	200	30025.050.050
3,5X20MM (17)	200	30025.035.020	4,5X16MM (12)	200	30025.045.016	5X60MM (45)	200	30025.050.060
3,5X25MM (22)	200	30025.035.025	4,5X20MM (16)	200	30025.045.020	5X70MM (54)	200	30025.050.070
3,5X30MM (27)	200	30025.035.030	4,5X25MM (21)	200	30025.045.025	5X80MM (54)	100	30025.050.080
3,5X35MM (32)	200	30025.035.035	4,5X30MM (26)	200	30025.045.030			
3,5X40MM (25)	200	30025.035.040	4,5X35MM (31)	200	30025.045.035	6X30MM (25)	200	30025.060.030
			4,5X40MM (25)	200	30025.045.040	6X40MM (25)	200	30025.060.040
4X12MM (9)	200	30025.040.012	4,5X45MM (30)	200	30025.045.045	6X50MM (35)	200	30025.060.050
4X16MM (13)	200	30025.040.016	4,5X50MM (35)	200	30025.045.050	6X60MM (45)	200	30025.060.060
4X20MM (17)	200	30025.040.020				6X80MM (54)	100	30025.060.080
4X25MM (22)	200	30025.040.025	5X16MM (12)	200	30025.050.016			

30040 MAXXFAST Universal woodscrew cross recessed raised cheese head / MAXXFAST Universele houtschroef bolcilinderkop met kruisgleuf / MAXXFAST Vis à bois universelle à tête cylindrique à empreinte cruciforme — MF0A

Material Stainless steel A2

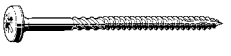

d x L (S)	✉	Art.number	d x L (S)	✉	Art.number	d x L (S)	✉	Art.number
3X20MM (17)	200	30040.030.020	4X20MM (17)	200	30040.040.020			
3X25MM (22)	200	30040.030.025	4X25MM (22)	200	30040.040.025	5X20MM (16)	200	30040.050.020
			4X30MM (27)	200	30040.040.030	5X25MM (21)	200	30040.050.025
3,5X25MM (22)	200	30040.035.025	4X40MM (25)	200	30040.040.040	5X30MM (26)	200	30040.050.030
3,5X30MM (27)	200	30040.035.030	4X45MM (30)	200	30040.040.045	5X40MM (25)	200	30040.050.040
			4X50MM (35)	200	30040.040.050	5X50MM (35)	200	30040.050.050
4X16MM (13)	200	30040.040.016						

Universal woodscrew countersunk head with ttap®

Universele houtschroef verzonkenkop met ttap® / Vis à bois universelle à tête fraisée avec ttap®

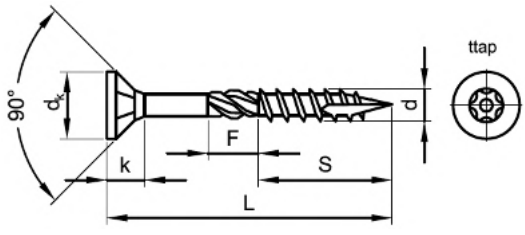



Technical Data

d	d_k	k	No. ttap	d	d_k	k	No. ttap
3	6	3.5	10	4.5	9	5.0	20
3.5	7	4.0	15	5	10	5.5	25
4	8	4.5	20	6	12	6.3	25

- Full boxes only.
- F = 9mm only if L ≥ 40mm.
- Diameters 3 and 3,5 are unfit for structural timber joints and therefore not CE marked.

6

Article groups

Driving features	Material	Surface treatment	Code	Page
ttap®	St.	ZPL	30100	6-215
ttap®	St.st. A2		30115	6-215

30100 **MAXXFAST Universal woodscrew countersunk head with ttap® / MAXXFAST Universele houtschroef verzonkenkop met ttap® / MAXXFAST Vis à bois universelle à tête fraisée avec ttap®** **MF0A**

Material Steel
Surface treatment Zinc plated

CE



d x L (S)	✉	Art.number	d x L (S)	✉	Art.number	d x L (S)	✉	Art.number
3X10MM (6)	200	30100.030.010	4X40MM (25)	200	30100.040.040	5X45MM (30)	200	30100.050.045
3X12MM (8)	200	30100.030.012	4X45MM (30)	200	30100.040.045	5X50MM (35)	200	30100.050.050
3X16MM (12)	200	30100.030.016	4X50MM (35)	200	30100.040.050	5X60MM (45)	200	30100.050.060
3X20MM (16)	200	30100.030.020	4X60MM (45)	200	30100.040.060	5X70MM (54)	200	30100.050.070
3X25MM (21)	200	30100.030.025	4X70MM (54)	200	30100.040.070	5X80MM (54)	100	30100.050.080
3X30MM (26)	200	30100.030.030				5X90MM (60)	100	30100.050.090
3X35MM (31)	200	30100.030.035	4,5X16MM (11)	200	30100.045.016	5X100MM (66)	100	30100.050.100
			4,5X20MM (15)	200	30100.045.020			
3,5X12MM (8)	200	30100.035.012	4,5X25MM (20)	200	30100.045.025	6X30MM (23)	200	30100.060.030
3,5X16MM (12)	200	30100.035.016	4,5X30MM (25)	200	30100.045.030	6X35MM (28)	200	30100.060.035
3,5X20MM (16)	200	30100.035.020	4,5X35MM (30)	200	30100.045.035	6X40MM (25)	200	30100.060.040
3,5X25MM (21)	200	30100.035.025	4,5X40MM (25)	200	30100.045.040	6X45MM (30)	200	30100.060.045
3,5X30MM (26)	200	30100.035.030	4,5X45MM (30)	200	30100.045.045	6X50MM (35)	200	30100.060.050
3,5X35MM (31)	200	30100.035.035	4,5X50MM (35)	200	30100.045.050	6X60MM (45)	200	30100.060.060
3,5X40MM (25)	200	30100.035.040	4,5X60MM (45)	200	30100.045.060	6X70MM (54)	200	30100.060.070
3,5X45MM (30)	200	30100.035.045	4,5X70MM (54)	200	30100.045.070	6X80MM (54)	100	30100.060.080
3,5X50MM (35)	200	30100.035.050	4,5X80MM (54)	200	30100.045.080	6X90MM (60)	100	30100.060.090
						6X100MM (66)	100	30100.060.100
4X12MM (7)	200	30100.040.012	5X16MM (9)	200	30100.050.016	6X110MM (73)	100	30100.060.110
4X16MM (11)	200	30100.040.016	5X20MM (14)	200	30100.050.020	6X120MM (80)	100	30100.060.120
4X20MM (15)	200	30100.040.020	5X25MM (19)	200	30100.050.025	6X130MM (86)	100	30100.060.130
4X25MM (20)	200	30100.040.025	5X30MM (24)	200	30100.050.030	6X140MM (93)	100	30100.060.140
4X30MM (25)	200	30100.040.030	5X35MM (29)	200	30100.050.035	6X150MM (100)	100	30100.060.150
4X35MM (30)	200	30100.040.035	5X40MM (25)	200	30100.050.040			

30115 **MAXXFAST Universal woodscrew countersunk head with ttap® / MAXXFAST Universele houtschroef verzonkenkop met ttap® / MAXXFAST Vis à bois universelle à tête fraisée avec ttap®** **MF0A**

Material Stainless steel A2

CE



d x L (S)	✉	Art.number	d x L (S)	✉	Art.number	d x L (S)	✉	Art.number
3X16MM (12)	200	30115.030.016	3X30MM (26)	200	30115.030.030	3,5X16MM (12)	200	30115.035.016
3X20MM (16)	200	30115.030.020	3X35MM (31)	200	30115.030.035	3,5X20MM (16)	200	30115.035.020
3X25MM (21)	200	30115.030.025				3,5X25MM (21)	200	30115.035.025

30115	MAXXFAST Universal woodscrew countersunk head with ttap® / MAXXFAST Universele houtschroef verzonkenkop met ttap® / MAXXFAST Vis à bois universelle à tête fraisée avec ttap®	←

d x L (S)	✉	Art.number	d x L (S)	✉	Art.number	d x L (S)	✉	Art.number
3,5X30MM (26)	200	30115.035.030	4,5X25MM (20)	200	30115.045.025	5X70MM (54)	200	30115.050.070
3,5X35MM (31)	200	30115.035.035	4,5X30MM (25)	200	30115.045.030	5X80MM (54)	100	30115.050.080
3,5X40MM (25)	200	30115.035.040	4,5X35MM (30)	200	30115.045.035	5X90MM (60)	100	30115.050.090
3,5X45MM (30)	200	30115.035.045	4,5X40MM (25)	200	30115.045.040	5X100MM (66)	100	30115.050.100
3,5X50MM (35)	200	30115.035.050	4,5X45MM (30)	200	30115.045.045			
			4,5X50MM (35)	200	30115.045.050	6X30MM (23)	200	30115.060.030
4X16MM (11)	200	30115.040.016	4,5X60MM (45)	200	30115.045.060	6X35MM (28)	200	30115.060.035
4X20MM (15)	200	30115.040.020	4,5X70MM (54)	200	30115.045.070	6X40MM (25)	200	30115.060.040
4X25MM (20)	200	30115.040.025	4,5X80MM (54)	200	30115.045.080	6X45MM (30)	200	30115.060.045
4X30MM (25)	200	30115.040.030				6X50MM (35)	200	30115.060.050
4X35MM (30)	200	30115.040.035	5X20MM (14)	200	30115.050.020	6X60MM (45)	200	30115.060.060
4X40MM (25)	200	30115.040.040	5X25MM (19)	200	30115.050.025	6X70MM (54)	200	30115.060.070
4X45MM (30)	200	30115.040.045	5X30MM (24)	200	30115.050.030	6X80MM (54)	100	30115.060.080
4X50MM (35)	200	30115.040.050	5X35MM (29)	200	30115.050.035	6X90MM (60)	100	30115.060.090
4X60MM (45)	200	30115.040.060	5X40MM (25)	200	30115.050.040	6X100MM (66)	100	30115.060.100
4X70MM (54)	200	30115.040.070	5X45MM (30)	200	30115.050.045	6X120MM (80)	100	30115.060.120
			5X50MM (35)	200	30115.050.050	6X140MM (93)	100	30115.060.140
4,5X20MM (15)	200	30115.045.020	5X60MM (45)	200	30115.050.060	6X150MM (100)	100	30115.060.150

Universal woodscrew raised cheese head with ttap®

Universele houtschroef bolcilinderkop met ttap® / Vis à bois universelle à tête cylindrique avec ttap®

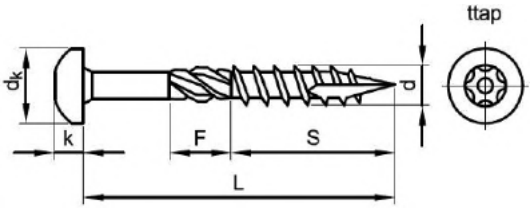



Technical Data

d	d_k	k	No. ttap	d	d_k	k	No. ttap
3	6	2.4	10	4.5	9	3.2	20
3.5	7	2.6	15	5	10	3.6	25
4	8	2.9	20	6	12	4.2	25

- Full boxes only.
- F = 9mm only if L ≥ 40mm.
- Diameters 3 and 3,5 are unfit for structural timber joints and therefore not CE marked.

Article groups

Driving features	Material	Surface treatment	Code	Page
ttap®	St.	ZPL	30125	6-216
ttap®	St.st. A2		30140	6-217

30125	MAXXFAST Universal woodscrew raised cheese head with ttap® / MAXXFAST Universele houtschroef bolcilinderkop met ttap® / MAXXFAST Vis à bois universelle à tête cylindrique avec ttap®	MF0A

Material Steel
Surface treatment Zinc plated

CE

MAXXFAST PROFESSIONAL HARDWARE

RoHS



d x L (S)	✉	Art.number	d x L (S)	✉	Art.number	d x L (S)	✉	Art.number
3X12MM (9)	200	30125.030.012	4X25MM (22)	200	30125.040.025			
3X16MM (13)	200	30125.030.016	4X30MM (27)	200	30125.040.030	5X16MM (12)	200	30125.050.016
3X20MM (17)	200	30125.030.020	4X35MM (32)	200	30125.040.035	5X20MM (16)	200	30125.050.020
3X25MM (22)	200	30125.030.025	4X40MM (25)	200	30125.040.040	5X25MM (21)	200	30125.050.025
			4X45MM (30)	200	30125.040.045	5X30MM (26)	200	30125.050.030
3,5X12MM (9)	200	30125.035.012	4X50MM (35)	200	30125.040.050	5X35MM (31)	200	30125.050.035
3,5X16MM (13)	200	30125.035.016	4X60MM (45)	200	30125.040.060	5X40MM (25)	200	30125.050.040
3,5X20MM (17)	200	30125.035.020				5X45MM (30)	200	30125.050.045
3,5X25MM (22)	200	30125.035.025	4,5X16MM (12)	200	30125.045.016	5X50MM (35)	200	30125.050.050
3,5X30MM (27)	200	30125.035.030	4,5X20MM (16)	200	30125.045.020	5X60MM (45)	200	30125.050.060
3,5X35MM (32)	200	30125.035.035	4,5X25MM (21)	200	30125.045.025	5X70MM (54)	200	30125.050.070
3,5X40MM (25)	200	30125.035.040	4,5X30MM (26)	200	30125.045.030	5X80MM (54)	100	30125.050.080
			4,5X35MM (31)	200	30125.045.035			
4X12MM (9)	200	30125.040.012	4,5X40MM (25)	200	30125.045.040	6X30MM (25)	200	30125.060.030
4X16MM (13)	200	30125.040.016	4,5X45MM (30)	200	30125.045.045	6X40MM (25)	200	30125.060.040
4X20MM (17)	200	30125.040.020	4,5X50MM (35)	200	30125.045.050	6X50MM (35)	200	30125.060.050

30125	MAXXFAST Universal woodscrew raised cheese head with ttap® / MAXXFAST Universele houtschroef bolcilinderkop met ttap® / MAXXFAST Vis à bois universelle à tête cylindrique avec ttap®								←
d x L (S)	✉	Art.number	d x L (S)	✉	Art.number	d x L (S)	✉	Art.number	
6X60MM (45)	200	30125.060.060	6X80MM (54)	100	30125.060.080	6X100MM (66)	100	30125.060.100	

30140	MAXXFAST Universal woodscrew raised cheese head with ttap® / MAXXFAST Universele houtschroef bolcilinderkop met ttap® / MAXXFAST Vis à bois universelle à tête cylindrique avec ttap®	MF0A
Material	Stainless steel A2	



d x L (S)	✉	Art.number	d x L (S)	✉	Art.number	d x L (S)	✉	Art.number
4X16MM (13)	200	30140.040.016	4X40MM (25)	200	30140.040.040	5X25MM (21)	200	30140.050.025
4X20MM (17)	200	30140.040.020	4X45MM (30)	200	30140.040.045	5X30MM (26)	200	30140.050.030
4X25MM (22)	200	30140.040.025	4X50MM (35)	200	30140.040.050	5X40MM (25)	200	30140.050.040
4X30MM (27)	200	30140.040.030				5X50MM (35)	200	30140.050.050
4X35MM (32)	200	30140.040.035	5X20MM (16)	200	30140.050.020	5X60MM (45)	200	30140.050.060

Decking woodscrew reduced countersunk head with ttap®

Verzonken terrasschroef met ttap® / Vis pour terrasse avec ttap®

6

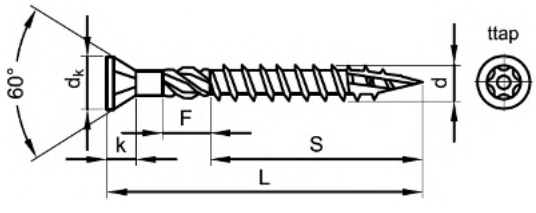



Technical Data

d	d_k	k	No. ttap
5	9	5.1	20

- Full boxes only.
- F = 9mm only if L ≥ 40mm.

30250	MAXXFAST Decking woodscrew reduced countersunk head with ttap® / MAXXFAST Verzonken terrasschroef met ttap® / MAXXFAST Vis pour terrasse avec ttap®	MFAA
Material	Stainless steel A2	



d x L (S)	✉	Art.number	d x L (S)	✉	Art.number	d x L (S)	✉	Art.number
5X40MM (25)	200	30250.050.040	5X50MM (35)	200	30250.050.050	5X70MM (55)	100	30250.050.070
5X45MM (30)	200	30250.050.045	5X60MM (45)	100	30250.050.060	5X80MM (65)	100	30250.050.080

FABORY

Cylindrical head srew with cutting-point

Cilinderkopschroef met boorpunt / Vis à tête cylindrique avec pointe de coupe

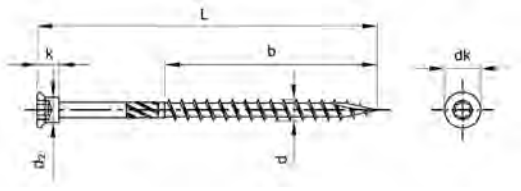



Technical Data

d	b	d_2	d_k	k	Socket
4	24	4.2	5.7	4.35	No.15
4.5	24	5.1	7.05	4.8	No.20
4.8	-	5.1	7.05	4.8	No.20
5	-	6.4	8.75	5.45	No.25

6

51562 **Cylindrical head srew with cutting-point / Cilinderkopschroef met boorpunt / Vis à tête cylindrique avec pointe de coupe** **R03A**



d x L	✉	Art.number	d x L	✉	Art.number	d x L	✉	Art.number
4,0X40*	200	51562.040.040	4,5X50*	200	51562.045.050	5,0X50*	100	51562.050.050
4,0X45*	200	51562.040.045	4,5X60*	200	51562.045.060	5,0X60*	100	51562.050.060
4,0X50*	200	51562.040.050	4,5X70*	200	51562.045.070	5,0X70*	100	51562.050.070
4,0X60*	200	51562.040.060	4,5X80*	200	51562.045.080	5,0X80*	100	51562.050.080
4,0X70*	200	51562.040.070				5,0X90*	100	51562.050.090
			5,0X45*	100	51562.050.045	5,0X100*	100	51562.050.100
4,5X45*	200	51562.045.045						

Countersunk head screw with cutting point

Verzonkenkop schroef met boorpunt / Vis à tête fraisée avec pointe de coupe

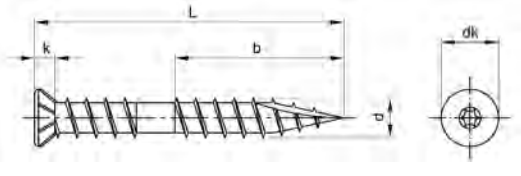



51751 **Countersunk head screw with cutting point / Verzonkenkop schroef met boorpunt / Vis à tête fraisée avec pointe de coupe** **R03A**



d x L	✉	Art.number	d x L	✉	Art.number	d x L	✉	Art.number
5,3X40*	100	51751.053.040	5,3X70*	100	51751.053.070	5,3X90*	100	51751.053.090
5,3X50*	100	51751.053.050	5,3X80*	100	51751.053.080	5,3X100*	100	51751.053.100
5,3X60*	100	51751.053.060						

Slotted round head wood screw

Bolkop houtschroef met zaaggleuf / Vis à bois à tête ronde fendue

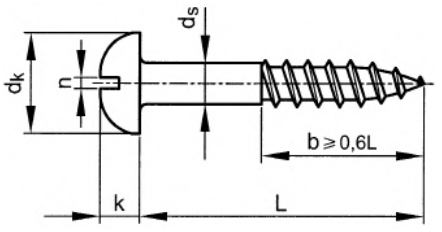

DIN **96**
NF E25-606
NEN 2251



Technical Data

d_s	d_k	k (max.)	n
1.6	3.2	1.3	0.4
2	4	1.4	0.5
2.5	5	1.7	0.6
3	6	2.1	0.8
3.5	7	2.4	0.8
4	8	2.8	1
4.5	9	3.1	1
5	10	3.5	1.2
5.5	11	3.8	1.2
6	12	4.2	1.6
7	14	4.9	2
8	16	5.6	2

- Wood screw thread acc. to DIN 7998.

Article groups

Driving features	Material	Surface treatment	Code	Page
Slotted	St.	ZPL	25110	6-219
Slotted	Br. CU2/CU3		49210	6-220
Slotted	Br. CU2/CU3	Ni.pl.	49310	6-220
Slotted	St.st. A2		51860	6-220
Slotted	St.st. A4		55860	6-221

25110 **Slotted round head wood screw / Bolkop houtschroef met zaaggleuf / Vis à bois à tête ronde fendue** **K05A**

Material Steel
Surface treatment Zinc plated



d_s x L	✉	Art.number	d_s x L	✉	Art.number	d_s x L	✉	Art.number
1,6X8MM*	500	25110.016.008	3,5X25MM	200	25110.035.025	5X25MM	200	25110.050.025
1,6X10MM*	500	25110.016.010	3,5X30MM	200	25110.035.030	5X30MM	200	25110.050.030
1,6X12MM*	500	25110.016.012	3,5X35MM	200	25110.035.035	5X35MM	200	25110.050.035
1,6X16MM*	500	25110.016.016	3,5X45MM	200	25110.035.045	5X40MM	200	25110.050.040
			3,5X60MM	200	25110.035.060	5X45MM	200	25110.050.045
2X8MM*	500	25110.020.008				5X50MM	200	25110.050.050
2X10MM	200	25110.020.010	4X12MM	200	25110.040.012	5X60MM	200	25110.050.060
2X12MM	200	25110.020.012	4X16MM	200	25110.040.016	5X70MM	200	25110.050.070
2X16MM*	500	25110.020.016	4X20MM	200	25110.040.020	5X80MM	200	25110.050.080
			4X25MM	200	25110.040.025			
2,5X12MM	200	25110.025.012	4X30MM	200	25110.040.030	5,5X30MM	200	25110.055.030
2,5X16MM	200	25110.025.016	4X35MM	200	25110.040.035	5,5X40MM	200	25110.055.040
2,5X20MM	200	25110.025.020	4X40MM	200	25110.040.040	5,5X45MM	200	25110.055.045
2,5X25MM	200	25110.025.025	4X50MM	200	25110.040.050	5,5X50MM	200	25110.055.050
2,5X30MM	200	25110.025.030	4X60MM	200	25110.040.060	5,5X60MM	100	25110.055.060
			4X70MM	200	25110.040.070			
3X10MM	200	25110.030.010				6X25MM	200	25110.060.025
3X12MM	200	25110.030.012	4,5X16MM	200	25110.045.016	6X30MM	200	25110.060.030
3X16MM	200	25110.030.016	4,5X20MM	200	25110.045.020	6X35MM	200	25110.060.035
3X20MM	200	25110.030.020	4,5X25MM	200	25110.045.025	6X40MM	200	25110.060.040
3X25MM	200	25110.030.025	4,5X30MM	200	25110.045.030	6X50MM	200	25110.060.050
3X30MM	200	25110.030.030	4,5X40MM	200	25110.045.040	6X60MM	100	25110.060.060
3X35MM	200	25110.030.035	4,5X45MM	200	25110.045.045	6X70MM	100	25110.060.070
3X40MM	200	25110.030.040	4,5X50MM	200	25110.045.050	6X80MM	100	25110.060.080
			4,5X60MM	200	25110.045.060			
3,5X12MM	200	25110.035.012				7X50MM	100	25110.070.050
3,5X16MM	200	25110.035.016	5X16MM	200	25110.050.016	7X60MM	100	25110.070.060
3,5X20MM	200	25110.035.020	5X20MM	200	25110.050.020			

49210 Slotted round head wood screw / Bolkop houtschroef met zaaggleuf / Vis à bois à tête ronde fendue — M07A

Material Brass CU2/CU3



d_s x L	✉	Art.number	d_s x L	✉	Art.number	d_s x L	✉	Art.number
1,6X8MM*	500	49210.016.008	3,5X16MM	200	49210.035.016			
1,6X10MM*	500	49210.016.010	3,5X20MM	200	49210.035.020	5X12MM*	200	49210.050.012
1,6X12MM*	500	49210.016.012	3,5X25MM	200	49210.035.025	5X16MM*	200	49210.050.016
1,6X16MM*	500	49210.016.016	3,5X30MM	200	49210.035.030	5X20MM*	200	49210.050.020
			3,5X35MM	200	49210.035.035	5X25MM*	200	49210.050.025
2X8MM	200	49210.020.008	3,5X40MM	200	49210.035.040	5X30MM	200	49210.050.030
2X10MM	200	49210.020.010	3,5X45MM*	200	49210.035.045	5X35MM*	200	49210.050.035
2X12MM	200	49210.020.012	3,5X50MM	200	49210.035.050	5X40MM	200	49210.050.040
2X16MM	200	49210.020.016				5X45MM	200	49210.050.045
2X20MM*	500	49210.020.020	4X10MM*	200	49210.040.010	5X50MM	200	49210.050.050
			4X12MM	200	49210.040.012	5X60MM	200	49210.050.060
2,5X8MM*	500	49210.025.008	4X16MM	200	49210.040.016	5X70MM*	200	49210.050.070
2,5X10MM	200	49210.025.010	4X20MM	200	49210.040.020	5X80MM	200	49210.050.080
2,5X12MM	200	49210.025.012	4X25MM	200	49210.040.025			
2,5X16MM	200	49210.025.016	4X30MM	200	49210.040.030	5,5X40MM	200	49210.055.040
2,5X20MM	200	49210.025.020	4X35MM*	200	49210.040.035	5,5X60MM	100	49210.055.060
2,5X25MM	200	49210.025.025	4X40MM	200	49210.040.040	5,5X70MM	100	49210.055.070
			4X45MM	200	49210.040.045			
3X8MM*	200	49210.030.008	4X50MM	200	49210.040.050	6X20MM*	200	49210.060.020
3X10MM	200	49210.030.010	4X60MM*	200	49210.040.060	6X25MM*	200	49210.060.025
3X12MM	200	49210.030.012				6X30MM	200	49210.060.030
3X16MM	200	49210.030.016	4,5X16MM*	200	49210.045.016	6X35MM	200	49210.060.035
3X20MM	200	49210.030.020	4,5X20MM	200	49210.045.020	6X40MM	200	49210.060.040
3X25MM*	200	49210.030.025	4,5X25MM	200	49210.045.025	6X45MM	200	49210.060.045
3X30MM	200	49210.030.030	4,5X30MM	200	49210.045.030	6X50MM	200	49210.060.050
3X35MM	200	49210.030.035	4,5X35MM*	200	49210.045.035	6X60MM*	100	49210.060.060
3X40MM*	200	49210.030.040	4,5X40MM	200	49210.045.040	6X70MM	100	49210.060.070
			4,5X45MM	200	49210.045.045	6X80MM	100	49210.060.080
3,5X10MM*	200	49210.035.010	4,5X50MM*	200	49210.045.050	6X100MM*	100	49210.060.100
3,5X12MM	200	49210.035.012	4,5X60MM*	200	49210.045.060			

49310 Slotted round head wood screw / Bolkop houtschroef met zaaggleuf / Vis à bois à tête ronde fendue — M07A

Material Brass CU2/CU3
Surface treatment Nickel plated



d_s x L	✉	Art.number	d_s x L	✉	Art.number	d_s x L	✉	Art.number
2X10MM	200	49310.020.010	3,5X10MM	200	49310.035.010	4X35MM*	200	49310.040.035
2X12MM	200	49310.020.012	3,5X12MM	200	49310.035.012	4X40MM*	200	49310.040.040
			3,5X16MM	200	49310.035.016			
2,5X12MM	200	49310.025.012	3,5X20MM*	200	49310.035.020	4,5X20MM	200	49310.045.020
2,5X16MM	200	49310.025.016	3,5X25MM	200	49310.035.025			
2,5X20MM	200	49310.025.020	3,5X30MM	200	49310.035.030	5X25MM	200	49310.050.025
			3,5X35MM	200	49310.035.035	5X30MM	200	49310.050.030
3X10MM	200	49310.030.010	3,5X40MM	200	49310.035.040	5X40MM	200	49310.050.040
3X16MM	200	49310.030.016						
3X20MM	200	49310.030.020	4X16MM*	200	49310.040.016	5,5X50MM	200	49310.055.050
3X25MM*	200	49310.030.025	4X20MM	200	49310.040.020	5,5X60MM	100	49310.055.060
3X30MM	200	49310.030.030	4X25MM*	200	49310.040.025			
			4X30MM	200	49310.040.030	6X40MM	200	49310.060.040

51860 Slotted round head wood screw / Bolkop houtschroef met zaaggleuf / Vis à bois à tête ronde fendue — R03A

Material Stainless steel A2



d_s x L	✉	Art.number	d_s x L	✉	Art.number	d_s x L	✉	Art.number
2,5X10MM	200	51860.025.010	3X25MM	200	51860.030.025	3,5X40MM*	200	51860.035.040
2,5X12MM	200	51860.025.012	3X30MM	200	51860.030.030	3,5X45MM*	200	51860.035.045
2,5X16MM	200	51860.025.016	3X40MM*	200	51860.030.040	3,5X50MM*	200	51860.035.050
2,5X20MM*	500	51860.025.020						
2,5X25MM*	500	51860.025.025	3,5X12MM	200	51860.035.012	4X12MM*	200	51860.040.012
			3,5X16MM	200	51860.035.016	4X16MM	200	51860.040.016
3X10MM	200	51860.030.010	3,5X20MM	200	51860.035.020	4X20MM	200	51860.040.020
3X12MM	200	51860.030.012	3,5X25MM	200	51860.035.025	4X25MM	200	51860.040.025
3X16MM	200	51860.030.016	3,5X30MM*	200	51860.035.030	4X30MM	200	51860.040.030
3X20MM	200	51860.030.020	3,5X35MM	200	51860.035.035	4X35MM	200	51860.040.035

6

51860 Slotted round head wood screw / Bolkop houtschroef met zaaggleuf / Vis à bois à tête ronde fendue

d_s x L	✉	Art.number	d_s x L	✉	Art.number	d_s x L	✉	Art.number
4X40MM	200	51860.040.040	5X30MM	200	51860.050.030			
4X45MM*	200	51860.040.045	5X35MM*	200	51860.050.035	6X20MM*	200	51860.060.020
4X50MM	200	51860.040.050	5X40MM	200	51860.050.040	6X25MM	200	51860.060.025
4X60MM	200	51860.040.060	5X45MM*	200	51860.050.045	6X30MM	200	51860.060.030
4X70MM*	200	51860.040.070	5X50MM*	200	51860.050.050	6X35MM	200	51860.060.035
			5X55MM*	200	51860.050.055	6X40MM*	200	51860.060.040
4,5X16MM*	200	51860.045.016	5X60MM	200	51860.050.060	6X45MM*	200	51860.060.045
4,5X20MM*	200	51860.045.020	5X65MM*	100	51860.050.065	6X50MM*	100	51860.060.050
4,5X25MM	200	51860.045.025	5X70MM	200	51860.050.070	6X55MM*	200	51860.060.055
4,5X30MM*	200	51860.045.030	5X80MM	200	51860.050.080	6X60MM*	100	51860.060.060
4,5X35MM*	200	51860.045.035	5X90MM	200	51860.050.090	6X70MM	100	51860.060.070
4,5X40MM*	200	51860.045.040	5X100MM*	100	51860.050.100	6X80MM*	100	51860.060.080
4,5X45MM*	200	51860.045.045				6X90MM	100	51860.060.090
4,5X50MM*	200	51860.045.050	5,5X25MM	200	51860.055.025	6X100MM*	100	51860.060.100
4,5X60MM*	200	51860.045.060	5,5X30MM*	200	51860.055.030	6X110MM*	100	51860.060.110
4,5X70MM*	200	51860.045.070	5,5X35MM	200	51860.055.035	6X120MM*	100	51860.060.120
			5,5X40MM	200	51860.055.040			
5X16MM*	200	51860.050.016	5,5X50MM*	200	51860.055.050	8X60MM*	100	51860.080.060
5X20MM*	200	51860.050.020	5,5X60MM*	200	51860.055.060			
5X25MM	200	51860.050.025	5,5X90MM*	100	51860.055.090			

55860 Slotted round head wood screw / Bolkop houtschroef met zaaggleuf / Vis à bois à tête ronde fendue R43A

Material Stainless steel A4



d_s x L	✉	Art.number	d_s x L	✉	Art.number	d_s x L	✉	Art.number
2,5X10MM*	500	55860.025.010	4X16MM*	200	55860.040.016	5X40MM*	200	55860.050.040
2,5X12MM*	500	55860.025.012	4X20MM*	200	55860.040.020	5X45MM*	200	55860.050.045
2,5X20MM*	500	55860.025.020	4X25MM*	200	55860.040.025	5X50MM*	200	55860.050.050
			4X30MM*	200	55860.040.030	5X60MM*	200	55860.050.060
3X12MM*	200	55860.030.012	4X35MM*	200	55860.040.035	5X70MM*	100	55860.050.070
3X16MM*	200	55860.030.016	4X40MM*	200	55860.040.040	5X75MM*	100	55860.050.075
3X20MM*	200	55860.030.020	4X45MM*	200	55860.040.045			
3X25MM*	200	55860.030.025	4X50MM*	200	55860.040.050	5,5X35MM*	200	55860.055.035
3X30MM*	200	55860.030.030	4X70MM*	200	55860.040.070	5,5X40MM*	200	55860.055.040
3X35MM*	500	55860.030.035				5,5X50MM*	200	55860.055.050
3X40MM*	200	55860.030.040	4,5X20MM*	200	55860.045.020			
			4,5X35MM*	200	55860.045.035	6X30MM*	200	55860.060.030
3,5X16MM*	200	55860.035.016	4,5X45MM*	200	55860.045.045	6X35MM*	200	55860.060.035
3,5X20MM*	200	55860.035.020	4,5X50MM*	200	55860.045.050	6X40MM*	200	55860.060.040
3,5X25MM*	200	55860.035.025				6X45MM*	200	55860.060.045
3,5X30MM*	200	55860.035.030	5X20MM*	200	55860.050.020	6X50MM*	200	55860.060.050
3,5X35MM*	200	55860.035.035	5X25MM*	200	55860.050.025	6X60MM*	100	55860.060.060
3,5X40MM*	200	55860.035.040	5X30MM*	200	55860.050.030	6X70MM*	100	55860.060.070
3,5X50MM*	200	55860.035.050	5X35MM*	200	55860.050.035	6X80MM*	100	55860.060.080

FABORY

Cross recessed round head wood screw

Bolkop houtschroef met kruisgleuf / Vis à bois à tête ronde à empreinte cruciforme

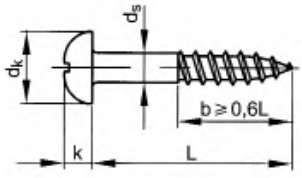

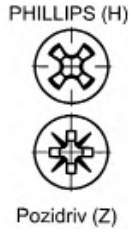

DIN	**7996**
NF	E25-603
NEN	2254



Technical Data

d_s	d_k	k	No. cross recess
3	6	2.1	1
3.5	7	2.35	2
4	8	2.8	2
4.5	9	3.1	2
5	10	3.5	2
6	12	4.2	3

6

- Wood screw thread acc. to DIN 7998.

Article groups

Driving features	Material	Surface treatment	Code	Page
Phillips	St.	ZPL	25710	6-222
Pozidriv	St.st. A2		51866	6-222

25710 Cross recessed round head wood screw Phillips / Bolkop houtschroef met Phillips kruisgleuf / Vis à bois à tête ronde à empreinte cruciforme Phillips — K05A

Material Steel — DIN 7996-H
Surface treatment Zinc plated



d_s x L	✉	Art.number	d_s x L	✉	Art.number	d_s x L	✉	Art.number
4X15MM	200	25710.040.015	4X25MM	200	25710.040.025	4X40MM	200	25710.040.040
4X20MM	200	25710.040.020	4X30MM	200	25710.040.030	4X50MM	200	25710.040.050

51866 Cross recessed round head wood screw Pozidriv / Bolkop houtschroef met Pozidriv kruisgleuf / Vis à bois à tête ronde à empreinte cruciforme Pozidriv — R03A

Material Stainless steel A2 — DIN 7996-Z



d_s x L	✉	Art.number	d_s x L	✉	Art.number	d_s x L	✉	Art.number
3X10MM	200	51866.030.010	4X45MM*	200	51866.040.045	5X30MM	200	51866.050.030
3X12MM	200	51866.030.012	4X50MM*	200	51866.040.050	5X35MM	200	51866.050.035
3X16MM	200	51866.030.016	4X60MM	200	51866.040.060	5X40MM	200	51866.050.040
3X20MM	200	51866.030.020	4X70MM*	200	51866.040.070	5X45MM*	200	51866.050.045
3X25MM	200	51866.030.025				5X50MM	200	51866.050.050
			4,5X25MM	200	51866.045.025	5X60MM	200	51866.050.060
3,5X20MM	200	51866.035.020	4,5X30MM*	200	51866.045.030	5X80MM	200	51866.050.080
3,5X25MM	200	51866.035.025	4,5X35MM*	200	51866.045.035	5X90MM	200	51866.050.090
3,5X30MM	200	51866.035.030	4,5X40MM	200	51866.045.040	5X100MM	200	51866.050.100
3,5X35MM*	200	51866.035.035	4,5X45MM*	200	51866.045.045			
3,5X40MM*	200	51866.035.040	4,5X50MM*	200	51866.045.050	6X30MM	200	51866.060.030
3,5X50MM*	500	51866.035.050	4,5X60MM*	200	51866.045.060	6X40MM*	200	51866.060.040
			4,5X70MM*	200	51866.045.070	6X45MM*	200	51866.060.045
4X16MM	200	51866.040.016				6X50MM*	200	51866.060.050
4X20MM	200	51866.040.020	5X16MM*	200	51866.050.016	6X60MM	200	51866.060.060
4X25MM	200	51866.040.025	5X20MM	200	51866.050.020	6X70MM*	100	51866.060.070
4X35MM*	200	51866.040.035	5X25MM	200	51866.050.025	6X80MM*	100	51866.060.080
4X40MM	200	51866.040.040						

Slotted countersunk (flat) head wood screw

Verzonken houtschroef met zaaggleuf / Vis à bois à tête fraisée fendue

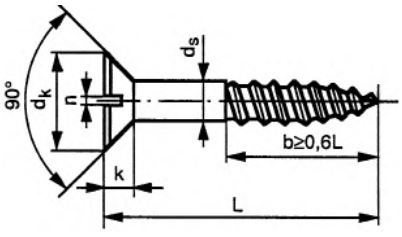

DIN 97
NF E25-604
NEN 2250



Technical Data

d_s	d_k	k (max.)	n
1.6	3	0.96	0.4
2	3.8	1.2	0.5
2.5	4.7	1.5	0.6
3	5.6	1.65	0.8
3.5	6.5	1.93	0.8
4	7.5	2.2	1
4.5	8.3	2.35	1

d_s	d_k	k (max.)	n
5	9.2	2.5	1.2
5.5	10.2	2.75	1.2
6	11	3	1.6
7	12.5	3.5	2
8	14.5	4	2
10	18	5	2.5

- Wood screw thread acc. to DIN 7998.

Article groups

Driving features	Material	Surface treatment	Code	Page
Slotted	St.	ZPL	25130	6-223
Slotted	Br. CU2/CU3		49230	6-224
Slotted	Br. CU2/CU3	Ni.pl.	49330	6-224
Slotted	St.st. A2		51870	6-224
Slotted	St.st. A4		55870	6-225

25130 Slotted countersunk (flat) head wood screw / Verzonken houtschroef met zaaggleuf / Vis à bois à tête fraisée fendue K05A

Material Steel
Surface treatment Zinc plated



d_s x L	✉	Art.number	d_s x L	✉	Art.number	d_s x L	✉	Art.number
1,6X12MM*	500	25130.016.012	3,5X45MM*	200	25130.035.045	5X40MM	200	25130.050.040
1,6X16MM*	500	25130.016.016	3,5X50MM	200	25130.035.050	5X45MM	200	25130.050.045
						5X50MM	200	25130.050.050
2X10MM	200	25130.020.010	4X10MM	200	25130.040.010	5X60MM	200	25130.050.060
2X12MM	200	25130.020.012	4X16MM	200	25130.040.016	5X70MM	200	25130.050.070
2X16MM	200	25130.020.016	4X20MM	200	25130.040.020	5X80MM	200	25130.050.080
2X20MM	200	25130.020.020	4X25MM	200	25130.040.025			
			4X30MM	200	25130.040.030	5,5X25MM	200	25130.055.025
2,5X10MM	200	25130.025.010	4X35MM	200	25130.040.035	5,5X30MM	200	25130.055.030
2,5X12MM	200	25130.025.012	4X40MM	200	25130.040.040	5,5X40MM	200	25130.055.040
2,5X16MM	200	25130.025.016	4X50MM	200	25130.040.050	5,5X45MM	200	25130.055.045
2,5X30MM	200	25130.025.030	4X60MM	200	25130.040.060	5,5X50MM	200	25130.055.050
			4X70MM	200	25130.040.070			
3X10MM	200	25130.030.010	4X80MM	200	25130.040.080	6X20MM	200	25130.060.020
3X12MM	200	25130.030.012	4X100MM	200	25130.040.100	6X25MM	200	25130.060.025
3X16MM	200	25130.030.016				6X30MM	200	25130.060.030
3X20MM	200	25130.030.020	4,5X20MM	200	25130.045.020	6X35MM	200	25130.060.035
3X25MM	200	25130.030.025	4,5X25MM	200	25130.045.025	6X40MM	200	25130.060.040
3X30MM	200	25130.030.030	4,5X30MM	200	25130.045.030	6X45MM	200	25130.060.045
3X40MM	200	25130.030.040	4,5X35MM	200	25130.045.035	6X50MM	200	25130.060.050
3X45MM	200	25130.030.045	4,5X40MM	200	25130.045.040	6X60MM	100	25130.060.060
3X50MM	200	25130.030.050	4,5X50MM	200	25130.045.050	6X70MM	100	25130.060.070
			4,5X60MM	200	25130.045.060	6X80MM	100	25130.060.080
3,5X12MM	200	25130.035.012	4,5X70MM	200	25130.045.070	6X90MM	100	25130.060.090
3,5X16MM	200	25130.035.016				6X100MM	100	25130.060.100
3,5X20MM	200	25130.035.020	5X20MM	200	25130.050.020			
3,5X25MM	200	25130.035.025	5X25MM	200	25130.050.025	7X50MM	100	25130.070.050
3,5X30MM	200	25130.035.030	5X30MM	200	25130.050.030	7X60MM	100	25130.070.060
3,5X35MM	200	25130.035.035	5X35MM	200	25130.050.035	7X80MM	100	25130.070.080
3,5X40MM	200	25130.035.040						

49230 Slotted countersunk (flat) head wood screw / Verzonken houtschroef met zaaggleuf / Vis à bois à tête fraisée fendue M07A

Material Brass CU2/CU3



d_s x L	✉	Art.number	d_s x L	✉	Art.number	d_s x L	✉	Art.number
1,6X8MM*	500	49230.016.008	3,5X25MM	200	49230.035.025	5X45MM	200	49230.050.045
1,6X10MM*	500	49230.016.010	3,5X30MM*	200	49230.035.030	5X50MM	200	49230.050.050
1,6X12MM*	500	49230.016.012	3,5X35MM	200	49230.035.035	5X55MM*	200	49230.050.055
1,6X16MM*	500	49230.016.016	3,5X40MM	200	49230.035.040	5X60MM	200	49230.050.060
			3,5X45MM*	200	49230.035.045	5X70MM	200	49230.050.070
2X8MM	200	49230.020.008	3,5X50MM*	200	49230.035.050	5X80MM	200	49230.050.080
2X10MM	200	49230.020.010				5X90MM*	200	49230.050.090
2X12MM	200	49230.020.012	4X10MM*	200	49230.040.010	5X100MM*	200	49230.050.100
2X16MM	200	49230.020.016	4X12MM*	200	49230.040.012			
2X20MM	200	49230.020.020	4X16MM	200	49230.040.016	5,5X35MM*	200	49230.055.035
			4X20MM	200	49230.040.020	5,5X40MM	200	49230.055.040
2,5X8MM*	500	49230.025.008	4X25MM	200	49230.040.025	5,5X45MM	200	49230.055.045
2,5X10MM	200	49230.025.010	4X30MM	200	49230.040.030	5,5X50MM	200	49230.055.050
2,5X12MM	200	49230.025.012	4X35MM	200	49230.040.035	5,5X60MM*	100	49230.055.060
2,5X16MM	200	49230.025.016	4X40MM	200	49230.040.040	5,5X70MM	100	49230.055.070
2,5X20MM	200	49230.025.020	4X45MM	200	49230.040.045			
2,5X25MM	200	49230.025.025	4X50MM	200	49230.040.050	6X20MM*	200	49230.060.020
2,5X30MM	200	49230.025.030	4X60MM*	200	49230.040.060	6X25MM*	200	49230.060.025
						6X30MM*	200	49230.060.030
3X8MM*	200	49230.030.008	4,5X16MM*	200	49230.045.016	6X35MM	200	49230.060.035
3X10MM	200	49230.030.010	4,5X20MM	200	49230.045.020	6X40MM	200	49230.060.040
3X12MM	200	49230.030.012	4,5X25MM	200	49230.045.025	6X45MM	200	49230.060.045
3X16MM	200	49230.030.016	4,5X30MM	200	49230.045.030	6X50MM	200	49230.060.050
3X20MM	200	49230.030.020	4,5X35MM*	200	49230.045.035	6X60MM	100	49230.060.060
3X25MM	200	49230.030.025	4,5X40MM	200	49230.045.040	6X70MM*	100	49230.060.070
3X30MM	200	49230.030.030	4,5X45MM*	200	49230.045.045	6X80MM	100	49230.060.080
3X35MM*	200	49230.030.035	4,5X50MM	200	49230.045.050	6X90MM	100	49230.060.090
3X40MM*	200	49230.030.040	4,5X60MM*	200	49230.045.060	6X100MM*	100	49230.060.100
3X45MM*	200	49230.030.045						
3X50MM*	200	49230.030.050	5X16MM*	200	49230.050.016	8X50MM*	100	49230.080.050
			5X20MM*	200	49230.050.020	8X60MM*	100	49230.080.060
3,5X10MM*	200	49230.035.010	5X25MM	200	49230.050.025	8X70MM*	100	49230.080.070
3,5X12MM	200	49230.035.012	5X30MM	200	49230.050.030	8X80MM*	100	49230.080.080
3,5X16MM	200	49230.035.016	5X35MM	200	49230.050.035	8X100MM*	100	49230.080.100
3,5X20MM	200	49230.035.020	5X40MM	200	49230.050.040			

49330 Slotted countersunk (flat) head wood screw / Verzonken houtschroef met zaaggleuf / Vis à bois à tête fraisée fendue M07A

Material Brass CU2/CU3
Surface treatment Nickel plated



d_s x L	✉	Art.number	d_s x L	✉	Art.number	d_s x L	✉	Art.number
2,5X12MM*	200	49330.025.012	3,5X20MM	200	49330.035.020	4,5X30MM	200	49330.045.030
2,5X16MM	200	49330.025.016	3,5X25MM	200	49330.035.025	4,5X60MM	200	49330.045.060
2,5X20MM	200	49330.025.020	3,5X30MM*	200	49330.035.030			
						5X40MM	200	49330.050.040
3X10MM*	200	49330.030.010	4X12MM	200	49330.040.012	5X50MM*	200	49330.050.050
3X12MM*	200	49330.030.012	4X20MM	200	49330.040.020	5X60MM	200	49330.050.060
3X16MM	200	49330.030.016	4X25MM*	200	49330.040.025			
3X20MM*	200	49330.030.020	4X30MM	200	49330.040.030	5,5X40MM	200	49330.055.040
3X25MM*	200	49330.030.025	4X35MM	200	49330.040.035	5,5X50MM	200	49330.055.050
3X30MM*	200	49330.030.030	4X40MM	200	49330.040.040			
			4X50MM*	200	49330.040.050	6X30MM	200	49330.060.030
3,5X10MM	200	49330.035.010				6X60MM	100	49330.060.060
3,5X16MM*	200	49330.035.016	4,5X25MM	200	49330.045.025			

51870 Slotted countersunk (flat) head wood screw / Verzonken houtschroef met zaaggleuf / Vis à bois à tête fraisée fendue R03A

Material Stainless steel A2



d_s x L	✉	Art.number	d_s x L	✉	Art.number	d_s x L	✉	Art.number
2,5X10MM	200	51870.025.010				3X25MM	200	51870.030.025
2,5X12MM*	500	51870.025.012	3X10MM*	200	51870.030.010	3X30MM	200	51870.030.030
2,5X16MM	200	51870.025.016	3X12MM	200	51870.030.012	3X35MM*	200	51870.030.035
2,5X20MM*	500	51870.025.020	3X16MM	200	51870.030.016	3X40MM*	200	51870.030.040
2,5X25MM*	500	51870.025.025	3X20MM	200	51870.030.020			

51870 Slotted countersunk (flat) head wood screw / Verzonken houtschroef met zaaggleuf / Vis à bois à tête fraisée fendue ←

d_s x L	✉	Art.number	d_s x L	✉	Art.number	d_s x L	✉	Art.number
3,5X12MM	200	51870.035.012	4,5X45MM*	200	51870.045.045	5,5X75MM*	100	51870.055.075
3,5X16MM*	200	51870.035.016	4,5X50MM*	200	51870.045.050	5,5X90MM*	100	51870.055.090
3,5X20MM	200	51870.035.020	4,5X60MM*	200	51870.045.060	5,5X100MM*	100	51870.055.100
3,5X25MM*	200	51870.035.025	4,5X70MM*	200	51870.045.070			
3,5X30MM*	200	51870.035.030				6X20MM*	200	51870.060.020
3,5X35MM	200	51870.035.035	5X16MM*	200	51870.050.016	6X25MM*	200	51870.060.025
3,5X40MM	200	51870.035.040	5X20MM	200	51870.050.020	6X30MM*	200	51870.060.030
3,5X45MM*	200	51870.035.045	5X25MM	200	51870.050.025	6X35MM	200	51870.060.035
3,5X50MM*	200	51870.035.050	5X30MM	200	51870.050.030	6X40MM*	200	51870.060.040
			5X35MM	200	51870.050.035	6X45MM	200	51870.060.045
4X10MM*	200	51870.040.010	5X40MM	200	51870.050.040	6X50MM	200	51870.060.050
4X12MM*	200	51870.040.012	5X45MM	200	51870.050.045	6X60MM*	200	51870.060.060
4X16MM	200	51870.040.016	5X50MM	200	51870.050.050	6X65MM*	100	51870.060.065
4X20MM	200	51870.040.020	5X60MM	200	51870.050.060	6X70MM*	100	51870.060.070
4X25MM	200	51870.040.025	5X65MM*	100	51870.050.065	6X80MM	100	51870.060.080
4X30MM	200	51870.040.030	5X70MM*	100	51870.050.070	6X90MM*	100	51870.060.090
4X35MM	200	51870.040.035	5X75MM*	100	51870.050.075	6X100MM	100	51870.060.100
4X40MM	200	51870.040.040	5X80MM*	100	51870.050.080	6X120MM*	100	51870.060.120
4X45MM	200	51870.040.045	5X90MM	200	51870.050.090			
4X50MM	200	51870.040.050	5X100MM*	100	51870.050.100	8X30MM*	100	51870.080.030
4X60MM*	200	51870.040.060				8X40MM	100	51870.080.040
4X70MM*	200	51870.040.070	5,5X25MM*	200	51870.055.025	8X50MM*	100	51870.080.050
			5,5X30MM*	200	51870.055.030	8X60MM*	100	51870.080.060
4,5X16MM*	200	51870.045.016	5,5X35MM*	200	51870.055.035	8X70MM*	100	51870.080.070
4,5X20MM*	200	51870.045.020	5,5X40MM	200	51870.055.040	8X80MM*	100	51870.080.080
4,5X25MM*	200	51870.045.025	5,5X45MM	200	51870.055.045	8X90MM*	100	51870.080.090
4,5X30MM	200	51870.045.030	5,5X50MM	200	51870.055.050	8X100MM*	100	51870.080.100
4,5X35MM*	200	51870.045.035	5,5X60MM*	200	51870.055.060			
4,5X40MM*	200	51870.045.040	5,5X70MM*	100	51870.055.070	10X120MM*	100	51870.100.120

55870 Slotted countersunk (flat) head wood screw / Verzonken houtschroef met zaaggleuf / Vis à bois à tête fraisée fendue R43A

Material Stainless steel A4

RoHS



d_s x L	✉	Art.number	d_s x L	✉	Art.number	d_s x L	✉	Art.number
2,5X12MM*	500	55870.025.012	4X25MM*	200	55870.040.025	5X70MM*	100	55870.050.070
2,5X16MM*	500	55870.025.016	4X30MM*	200	55870.040.030	5X75MM*	100	55870.050.075
2,5X20MM*	500	55870.025.020	4X35MM*	200	55870.040.035	5X80MM	200	55870.050.080
2,5X25MM*	500	55870.025.025	4X40MM*	200	55870.040.040	5X90MM	200	55870.050.090
			4X45MM*	200	55870.040.045			
3X12MM*	200	55870.030.012	4X50MM	200	55870.040.050	5,5X35MM*	200	55870.055.035
3X16MM	200	55870.030.016				5,5X50MM*	200	55870.055.050
3X20MM	200	55870.030.020	4,5X35MM*	200	55870.045.035	5,5X80MM*	200	55870.055.080
3X25MM*	200	55870.030.025	4,5X45MM*	200	55870.045.045			
3X35MM*	200	55870.030.035	4,5X60MM*	200	55870.045.060	6X30MM*	200	55870.060.030
3X40MM*	200	55870.030.040	4,5X80MM*	200	55870.045.080	6X40MM*	200	55870.060.040
						6X45MM*	200	55870.060.045
3,5X12MM*	200	55870.035.012	5X16MM*	200	55870.050.016	6X50MM	200	55870.060.050
3,5X16MM*	200	55870.035.016	5X20MM*	200	55870.050.020	6X60MM*	200	55870.060.060
3,5X20MM*	200	55870.035.020	5X25MM*	200	55870.050.025	6X70MM*	100	55870.060.070
3,5X25MM	200	55870.035.025	5X30MM	200	55870.050.030	6X80MM*	100	55870.060.080
3,5X30MM*	200	55870.035.030	5X35MM*	200	55870.050.035	6X90MM*	100	55870.060.090
3,5X35MM*	200	55870.035.035	5X40MM*	200	55870.050.040	6X100MM	100	55870.060.100
3,5X45MM*	200	55870.035.045	5X45MM*	200	55870.050.045	6X110MM*	100	55870.060.110
3,5X50MM*	200	55870.035.050	5X50MM	200	55870.050.050			
			5X60MM*	200	55870.050.060	8X50MM*	100	55870.080.050
4X20MM*	200	55870.040.020	5X65MM*	200	55870.050.065	8X70MM*	100	55870.080.070

6

FABORY

Cross recessed countersunk (flat) head wood screw

Verzonken houtschroef met kruisgleuf / Vis à bois à tête fraisée à empreinte cruciforme

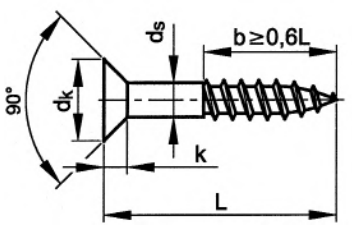

POZIDRIV (Z)



DIN	**7997-Z**
NF	E25-601
NEN	2253



Technical Data

d_s	d_k	k (max.)	No. cross recess
3	5.6	1.65	1
3.5	6.5	1.93	2
4	7.5	2.2	2
4.5	8.3	2.35	2
5	9.2	2.5	2
5.5	10.2	2.75	3
6	11	3	3
8	14.5	4	4

- Wood screw thread acc. to DIN 7998.

51876 **Cross recessed countersunk (flat) head wood screw Pozidriv / Verzonken houtschroef met Pozidriv kruisgleuf / Vis à bois à tête fraisée à empreinte cruciforme Pozidriv** **R03A**

Material Stainless steel A2



d_s x L	✉	Art.number	d_s x L	✉	Art.number	d_s x L	✉	Art.number
3X10MM*	500	51876.030.010	4X50MM	200	51876.040.050	5X75MM*	100	51876.050.075
3X12MM	200	51876.030.012	4X60MM	200	51876.040.060	5X80MM	200	51876.050.080
3X16MM	200	51876.030.016				5X90MM	200	51876.050.090
3X20MM	200	51876.030.020	4,5X20MM	200	51876.045.020	5X100MM	200	51876.050.100
3X25MM	200	51876.030.025	4,5X25MM	200	51876.045.025			
3X30MM	200	51876.030.030	4,5X30MM	200	51876.045.030	5,5X40MM*	200	51876.055.040
			4,5X35MM	200	51876.045.035			
3,5X16MM	200	51876.035.016	4,5X40MM	200	51876.045.040	6X30MM	200	51876.060.030
3,5X20MM	200	51876.035.020	4,5X45MM	200	51876.045.045	6X35MM*	200	51876.060.035
3,5X25MM	200	51876.035.025	4,5X50MM	200	51876.045.050	6X40MM	200	51876.060.040
3,5X30MM	200	51876.035.030	4,5X60MM	200	51876.045.060	6X45MM*	200	51876.060.045
3,5X35MM	200	51876.035.035				6X50MM	200	51876.060.050
3,5X40MM	200	51876.035.040	5X16MM*	200	51876.050.016	6X60MM	100	51876.060.060
3,5X50MM*	500	51876.035.050	5X20MM	200	51876.050.020	6X70MM	100	51876.060.070
			5X25MM	200	51876.050.025	6X80MM	100	51876.060.080
4X16MM	200	51876.040.016	5X30MM	200	51876.050.030	6X90MM*	100	51876.060.090
4X20MM	200	51876.040.020	5X35MM	200	51876.050.035	6X100MM	100	51876.060.100
4X25MM	200	51876.040.025	5X40MM	200	51876.050.040	6X110MM*	100	51876.060.110
4X30MM	200	51876.040.030	5X45MM	200	51876.050.045	6X120MM	100	51876.060.120
4X35MM	200	51876.040.035	5X50MM	200	51876.050.050			
4X40MM	200	51876.040.040	5X60MM	200	51876.050.060	8X50MM*	100	51876.080.050
4X45MM	200	51876.040.045	5X70MM	200	51876.050.070	8X80MM*	100	51876.080.080

Slotted raised countersunk head wood screw

Bolverzonken houtschroef met zaaggleuf / Vis à bois à tête fraisée bombée fendue

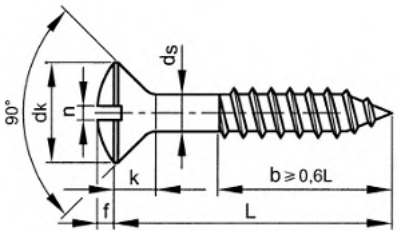

DIN	**95**
NF	E25-605
NEN	2252



Technical Data

d_s	d_k	f ≈	k (max.)	n
1.6	3	0.4	0.96	0.4
2	3.8	0.5	1.2	0.5
2.5	4.7	0.6	1.5	0.6
3	5.6	0.75	1.65	0.8
3.5	6.5	0.9	1.93	0.8
4	7.5	1	2.2	1
4.5	8.3	1.1	2.35	1
5	9.2	1.25	2.5	1.2
5.5	10.2	1.4	2.75	1.2
6	11	1.5	3	1.6
7	12.5	1.75	3.5	1.8
8	14.5	2	4	2

- Wood screw thread acc. to DIN 7998.

Article groups

Driving features	Material	Surface treatment	Code	Page
Slotted	Br. CU2/CU3		49250	6-227
Slotted	Br. CU2/CU3	Ni.pl.	49350	6-228
Slotted	Br. CU2/CU3	Chr.pl.	49351	6-228
Slotted	Br.	Browned	49352	6-229
Slotted	St.st. A2		51880	6-229
Slotted	St.st. A4		55880	6-229

49250 **Slotted raised countersunk head wood screw / Bolverzonken houtschroef met zaaggleuf / Vis à bois à tête fraisée bombée fendue** **M07A**

Material Brass CU2/CU3



d_s x L	✉	Art.number	d_s x L	✉	Art.number	d_s x L	✉	Art.number
1,6X10MM*	500	49250.016.010	3,5X20MM	200	49250.035.020	4,5X50MM	200	49250.045.050
1,6X12MM*	500	49250.016.012	3,5X25MM	200	49250.035.025	4,5X60MM*	200	49250.045.060
			3,5X30MM	200	49250.035.030	4,5X70MM*	200	49250.045.070
2X8MM*	500	49250.020.008	3,5X35MM	200	49250.035.035			
2X10MM*	500	49250.020.010	3,5X40MM	200	49250.035.040	5X16MM*	200	49250.050.016
2X12MM*	500	49250.020.012	3,5X45MM*	200	49250.035.045	5X20MM*	200	49250.050.020
2X16MM*	500	49250.020.016	3,5X50MM*	200	49250.035.050	5X25MM	200	49250.050.025
2X20MM*	500	49250.020.020				5X30MM	200	49250.050.030
			4X12MM*	200	49250.040.012	5X35MM*	200	49250.050.035
2,5X10MM	200	49250.025.010	4X16MM	200	49250.040.016	5X40MM	200	49250.050.040
2,5X12MM	200	49250.025.012	4X20MM	200	49250.040.020	5X45MM	200	49250.050.045
2,5X16MM	200	49250.025.016	4X25MM	200	49250.040.025	5X50MM	200	49250.050.050
2,5X20MM*	500	49250.025.020	4X30MM	200	49250.040.030	5X55MM*	200	49250.050.055
2,5X25MM*	500	49250.025.025	4X35MM	200	49250.040.035	5X60MM	200	49250.050.060
			4X40MM	200	49250.040.040	5X70MM	200	49250.050.070
3X10MM*	200	49250.030.010	4X45MM	200	49250.040.045	5X80MM*	200	49250.050.080
3X12MM	200	49250.030.012	4X50MM	200	49250.040.050	5X90MM*	200	49250.050.090
3X16MM	200	49250.030.016	4X55MM*	200	49250.040.055	5X100MM*	200	49250.050.100
3X20MM	200	49250.030.020	4X60MM*	200	49250.040.060			
3X25MM	200	49250.030.025				5,5X40MM	200	49250.055.040
3X30MM	200	49250.030.030	4,5X16MM*	200	49250.045.016	5,5X50MM	200	49250.055.050
3X35MM*	200	49250.030.035	4,5X20MM*	200	49250.045.020			
3X40MM*	200	49250.030.040	4,5X25MM*	200	49250.045.025	6X20MM*	200	49250.060.020
			4,5X30MM	200	49250.045.030	6X25MM*	200	49250.060.025
3,5X10MM*	200	49250.035.010	4,5X35MM*	200	49250.045.035	6X30MM*	200	49250.060.030
3,5X12MM	200	49250.035.012	4,5X40MM	200	49250.045.040	6X35MM*	200	49250.060.035
3,5X16MM	200	49250.035.016	4,5X45MM*	200	49250.045.045	6X40MM*	200	49250.060.040

49250 Slotted raised countersunk head wood screw / Bolverzonken houtschroef met zaaggleuf / Vis à bois à tête fraisée bombée fendue ←

d_s x L	✉	Art.number	d_s x L	✉	Art.number	d_s x L	✉	Art.number
6X50MM*	200	49250.060.050	6X80MM*	100	49250.060.080			
6X60MM*	100	49250.060.060	6X90MM*	100	49250.060.090	8X50MM*	100	49250.080.050
6X70MM*	100	49250.060.070	6X100MM*	100	49250.060.100			

49350 Slotted raised countersunk head wood screw / Bolverzonken houtschroef met zaaggleuf / Vis à bois à tête fraisée bombée fendue M07A

Material Brass CU2/CU3
Surface treatment Nickel plated



d_s x L	✉	Art.number	d_s x L	✉	Art.number	d_s x L	✉	Art.number
1,6X10MM*	500	49350.016.010	3,5X30MM	200	49350.035.030	4,5X70MM	200	49350.045.070
1,6X12MM*	500	49350.016.012	3,5X35MM*	200	49350.035.035			
			3,5X40MM	200	49350.035.040	5X20MM	200	49350.050.020
2X10MM	200	49350.020.010	3,5X50MM	200	49350.035.050	5X25MM	200	49350.050.025
2X12MM*	500	49350.020.012				5X30MM	200	49350.050.030
2X16MM	200	49350.020.016	4X12MM	200	49350.040.012	5X35MM*	200	49350.050.035
			4X16MM*	200	49350.040.016	5X40MM*	200	49350.050.040
2,5X10MM	200	49350.025.010	4X20MM	200	49350.040.020	5X45MM	200	49350.050.045
2,5X12MM	200	49350.025.012	4X25MM	200	49350.040.025	5X50MM	200	49350.050.050
2,5X16MM	200	49350.025.016	4X30MM	200	49350.040.030	5X60MM	200	49350.050.060
2,5X20MM	200	49350.025.020	4X35MM*	200	49350.040.035	5X70MM	200	49350.050.070
2,5X25MM*	500	49350.025.025	4X40MM	200	49350.040.040	5X80MM*	200	49350.050.080
2,5X30MM	200	49350.025.030	4X45MM	200	49350.040.045			
			4X50MM*	200	49350.040.050	5,5X40MM	200	49350.055.040
3X10MM	200	49350.030.010	4X60MM	200	49350.040.060	5,5X50MM	200	49350.055.050
3X12MM	200	49350.030.012	4X70MM*	200	49350.040.070	5,5X60MM	100	49350.055.060
3X16MM	200	49350.030.016				5,5X70MM	100	49350.055.070
3X20MM	200	49350.030.020	4,5X16MM*	200	49350.045.016			
3X25MM	200	49350.030.025	4,5X20MM*	200	49350.045.020	6X40MM	200	49350.060.040
3X30MM	200	49350.030.030	4,5X25MM	200	49350.045.025	6X45MM	200	49350.060.045
3X35MM	200	49350.030.035	4,5X30MM*	200	49350.045.030	6X50MM	200	49350.060.050
3X40MM*	200	49350.030.040	4,5X35MM	200	49350.045.035	6X60MM*	100	49350.060.060
			4,5X40MM	200	49350.045.040	6X70MM	100	49350.060.070
3,5X12MM	200	49350.035.012	4,5X45MM	200	49350.045.045	6X80MM	100	49350.060.080
3,5X16MM	200	49350.035.016	4,5X50MM*	200	49350.045.050	6X90MM*	100	49350.060.090
3,5X20MM	200	49350.035.020	4,5X60MM	200	49350.045.060	6X100MM*	100	49350.060.100
3,5X25MM	200	49350.035.025						

49351 Slotted raised countersunk head wood screw / Bolverzonken houtschroef met zaaggleuf / Vis à bois à tête fraisée bombée fendue M07A

Material Brass CU2/CU3
Surface treatment Chrome plated



d_s x L	✉	Art.number	d_s x L	✉	Art.number	d_s x L	✉	Art.number
3X12MM*	200	49351.030.012	4X25MM*	200	49351.040.025	5X25MM*	200	49351.050.025
3X16MM*	200	49351.030.016	4X30MM*	200	49351.040.030	5X30MM*	200	49351.050.030
3X20MM*	200	49351.030.020	4X35MM*	200	49351.040.035	5X35MM*	200	49351.050.035
3X25MM*	200	49351.030.025	4X40MM*	200	49351.040.040	5X40MM*	200	49351.050.040
3X30MM*	200	49351.030.030	4X45MM*	200	49351.040.045	5X45MM*	200	49351.050.045
3X35MM*	200	49351.030.035	4X50MM*	200	49351.040.050	5X50MM*	200	49351.050.050
3X40MM*	200	49351.030.040	4X60MM*	200	49351.040.060	5X60MM*	200	49351.050.060
						5X70MM*	200	49351.050.070
3,5X12MM*	200	49351.035.012	4,5X16MM*	200	49351.045.016			
3,5X16MM*	200	49351.035.016	4,5X20MM*	200	49351.045.020	6X30MM*	200	49351.060.030
3,5X20MM*	200	49351.035.020	4,5X25MM*	200	49351.045.025	6X35MM*	200	49351.060.035
3,5X25MM*	200	49351.035.025	4,5X30MM*	200	49351.045.030	6X40MM*	200	49351.060.040
3,5X30MM*	200	49351.035.030	4,5X35MM*	200	49351.045.035	6X45MM*	200	49351.060.045
3,5X35MM*	200	49351.035.035	4,5X40MM*	200	49351.045.040	6X50MM*	200	49351.060.050
3,5X40MM*	200	49351.035.040	4,5X45MM*	200	49351.045.045	6X60MM*	100	49351.060.060
3,5X45MM*	200	49351.035.045	4,5X50MM*	200	49351.045.050	6X70MM*	100	49351.060.070
3,5X50MM*	200	49351.035.050	4,5X60MM*	200	49351.045.060	6X80MM*	100	49351.060.080
			4,5X70MM*	200	49351.045.070	6X90MM*	100	49351.060.090
4X16MM*	200	49351.040.016				6X100MM*	100	49351.060.100
4X20MM*	200	49351.040.020	5X20MM*	200	49351.050.020			

49352 Slotted raised countersunk head wood screw / Bolverzonken houtschroef met zaaggleuf / Vis à bois à tête fraisée bombée fendue M07A

Material Brass
Surface treatment Browned



d_s x L	✉	Art.number	d_s x L	✉	Art.number	d_s x L	✉	Art.number
3X16MM*	200	49352.030.016	3,5X25MM*	200	49352.035.025	4X40MM*	200	49352.040.040
3X20MM*	200	49352.030.020	3,5X35MM*	200	49352.035.035	4X45MM*	200	49352.040.045
3X25MM*	200	49352.030.025	3,5X40MM*	200	49352.035.040	4X50MM*	200	49352.040.050
3X30MM*	200	49352.030.030						
3X35MM*	200	49352.030.035	4X16MM*	200	49352.040.016	4,5X45MM*	200	49352.045.045
3X40MM*	200	49352.030.040	4X20MM*	200	49352.040.020	4,5X50MM*	200	49352.045.050
			4X25MM*	200	49352.040.025	4,5X60MM*	200	49352.045.060
3,5X16MM*	200	49352.035.016	4X30MM*	200	49352.040.030			
3,5X20MM*	200	49352.035.020	4X35MM*	200	49352.040.035			

51880 Slotted raised countersunk head wood screw / Bolverzonken houtschroef met zaaggleuf / Vis à bois à tête fraisée bombée fendue R03A

Material Stainless steel A2



d_s x L	✉	Art.number	d_s x L	✉	Art.number	d_s x L	✉	Art.number
2,5X8MM*	500	51880.025.008	4X40MM	200	51880.040.040	5,5X20MM*	200	51880.055.020
2,5X10MM	200	51880.025.010	4X45MM*	200	51880.040.045	5,5X30MM*	200	51880.055.030
2,5X12MM*	500	51880.025.012	4X50MM*	200	51880.040.050	5,5X35MM*	200	51880.055.035
2,5X16MM*	500	51880.025.016	4X60MM*	200	51880.040.060	5,5X40MM	200	51880.055.040
2,5X20MM	200	51880.025.020				5,5X45MM	200	51880.055.045
			4,5X16MM*	200	51880.045.016	5,5X50MM*	200	51880.055.050
3X10MM*	200	51880.030.010	4,5X20MM*	200	51880.045.020	5,5X60MM	100	51880.055.060
3X12MM	200	51880.030.012	4,5X25MM*	200	51880.045.025	5,5X70MM	100	51880.055.070
3X16MM	200	51880.030.016	4,5X30MM*	200	51880.045.030			
3X20MM	200	51880.030.020	4,5X35MM*	200	51880.045.035	6X20MM*	200	51880.060.020
3X25MM	200	51880.030.025	4,5X40MM*	200	51880.045.040	6X25MM*	200	51880.060.025
3X30MM	200	51880.030.030	4,5X45MM*	200	51880.045.045	6X30MM*	200	51880.060.030
3X35MM*	200	51880.030.035	4,5X50MM*	200	51880.045.050	6X35MM*	200	51880.060.035
3X40MM*	200	51880.030.040	4,5X60MM*	200	51880.045.060	6X40MM*	200	51880.060.040
			4,5X65MM*	200	51880.045.065	6X45MM*	100	51880.060.045
3,5X12MM	200	51880.035.012	4,5X70MM*	200	51880.045.070	6X50MM	200	51880.060.050
3,5X16MM	200	51880.035.016				6X60MM	100	51880.060.060
3,5X18MM*	500	51880.035.018	5X16MM*	200	51880.050.016	6X65MM*	100	51880.060.065
3,5X20MM	200	51880.035.020	5X20MM*	200	51880.050.020	6X70MM*	100	51880.060.070
3,5X25MM	200	51880.035.025	5X25MM	200	51880.050.025	6X75MM*	100	51880.060.075
3,5X30MM	200	51880.035.030	5X30MM	200	51880.050.030	6X80MM*	100	51880.060.080
3,5X35MM*	200	51880.035.035	5X35MM*	200	51880.050.035	6X90MM*	100	51880.060.090
3,5X40MM*	200	51880.035.040	5X40MM*	200	51880.050.040	6X100MM*	100	51880.060.100
3,5X45MM*	200	51880.035.045	5X45MM*	200	51880.050.045	6X110MM*	100	51880.060.110
3,5X50MM*	200	51880.035.050	5X50MM*	200	51880.050.050	6X120MM*	100	51880.060.120
			5X60MM*	200	51880.050.060			
4X12MM*	200	51880.040.012	5X70MM*	100	51880.050.070	7X80MM*	100	51880.070.080
4X16MM	200	51880.040.016	5X75MM*	100	51880.050.075			
4X20MM	200	51880.040.020	5X80MM*	100	51880.050.080	8X60MM*	100	51880.080.060
4X25MM	200	51880.040.025	5X90MM*	100	51880.050.090	8X80MM*	100	51880.080.080
4X30MM*	200	51880.040.030	5X100MM*	100	51880.050.100	8X90MM*	100	51880.080.090
4X35MM	200	51880.040.035						

55880 Slotted raised countersunk head wood screw / Bolverzonken houtschroef met zaaggleuf / Vis à bois à tête fraisée bombée fendue R43A

Material Stainless steel A4



d_s x L	✉	Art.number	d_s x L	✉	Art.number	d_s x L	✉	Art.number
2,5X10MM*	500	55880.025.010				4X35MM*	200	55880.040.035
2,5X12MM*	500	55880.025.012	3,5X16MM*	200	55880.035.016	4X40MM*	200	55880.040.040
2,5X16MM*	500	55880.025.016	3,5X20MM*	200	55880.035.020	4X45MM*	200	55880.040.045
2,5X20MM*	500	55880.025.020	3,5X25MM*	200	55880.035.025	4X50MM*	200	55880.040.050
			3,5X30MM*	200	55880.035.030	4X60MM*	200	55880.040.060
3X12MM*	200	55880.030.012	3,5X35MM*	200	55880.035.035	4X70MM*	200	55880.040.070
3X16MM*	200	55880.030.016	3,5X40MM*	200	55880.035.040			
3X20MM*	200	55880.030.020				4,5X20MM*	200	55880.045.020
3X25MM*	200	55880.030.025	4X16MM*	200	55880.040.016	4,5X25MM*	200	55880.045.025
3X30MM*	200	55880.030.030	4X20MM*	200	55880.040.020	4,5X30MM*	200	55880.045.030
3X35MM*	200	55880.030.035	4X25MM*	200	55880.040.025	4,5X45MM*	200	55880.045.045
3X40MM*	200	55880.030.040	4X30MM*	200	55880.040.030	4,5X50MM*	200	55880.045.050

55880 **Slotted raised countersunk head wood screw / Bolverzonken houtschroef met zaaggleuf / Vis à bois à tête fraisée bombée fendue** ←

d_s x L	✉	Art.number	d_s x L	✉	Art.number	d_s x L	✉	Art.number
			5X60MM*	200	55880.050.060	6X40MM*	200	55880.060.040
5X20MM*	200	55880.050.020	5X70MM*	100	55880.050.070	6X45MM*	200	55880.060.045
5X25MM*	200	55880.050.025	5X80MM*	100	55880.050.080	6X50MM*	200	55880.060.050
5X30MM*	200	55880.050.030				6X60MM*	200	55880.060.060
5X35MM*	200	55880.050.035	6X20MM*	200	55880.060.020	6X70MM*	100	55880.060.070
5X40MM*	200	55880.050.040	6X25MM*	200	55880.060.025	6X80MM*	100	55880.060.080
5X45MM*	200	55880.050.045	6X30MM*	200	55880.060.030			
5X50MM*	200	55880.050.050	6X35MM*	200	55880.060.035	8X80MM*	100	55880.080.080

Cross recessed raised countersunk head wood screw

Bolverzonken houtschroef met kruisgleuf / Vis à bois à tête fraisée bombée à empreinte cruciforme

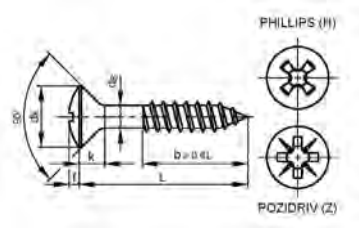

DIN 7995

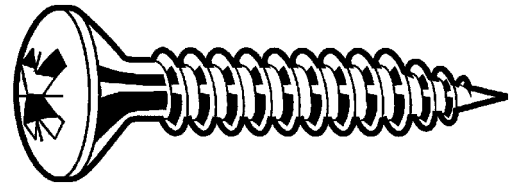

6

Technical Data

d_s	d_k	f ≈	k (max.)	No. cross recess
3	5.6	0.75	1.65	1
3.5	6.5	0.9	1.93	2
4	7.5	1	2.2	2
4.5	8.3	1.1	2.35	2
5	9.2	1.25	2.5	2
6	11	1.5	3	3

Article groups

Driving features	Material	Code	Page
Phillips	St.st. A2	51885	6-230
Pozidriv	St.st. A2	51886	6-230

51885 **Cross recessed raised countersunk head wood screw Phillips / Bolverzonken houtschroef met Phillips kruisgleuf / Vis à bois à tête fraisée bombée à empreinte cruciforme Phillips** **R03A**

Material Stainless steel A2 DIN 7995-H

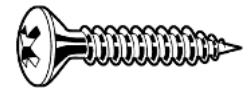

d_s x L	✉	Art.number	d_s x L	✉	Art.number	d_s x L	✉	Art.number
3X30MM*	500	51885.030.030	4X45MM*	200	51885.040.045	5X20MM*	200	51885.050.020
						5X30MM*	200	51885.050.030

51886 **Cross recessed raised countersunk head wood screw Pozidriv / Bolverzonken houtschroef met Pozidriv kruisgleuf / Vis à bois à tête fraisée bombée à empreinte cruciforme Pozidriv** **R03A**

Material Stainless steel A2 DIN 7995-Z

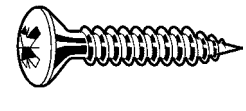

d_s x L	✉	Art.number	d_s x L	✉	Art.number	d_s x L	✉	Art.number
3X16MM	200	51886.030.016	3,5X40MM*	500	51886.035.040	4X60MM*	200	51886.040.060
3X20MM*	200	51886.030.020				4X70MM*	200	51886.040.070
3X25MM	200	51886.030.025	4X12MM*	500	51886.040.012	4X90MM*	200	51886.040.090
3X30MM*	200	51886.030.030	4X16MM	200	51886.040.016			
3X35MM*	200	51886.030.035	4X20MM	200	51886.040.020	4,5X20MM*	200	51886.045.020
			4X25MM	200	51886.040.025	4,5X25MM*	200	51886.045.025
3,5X16MM	200	51886.035.016	4X30MM*	200	51886.040.030	4,5X30MM*	200	51886.045.030
3,5X20MM*	200	51886.035.020	4X35MM*	200	51886.040.035	4,5X35MM*	200	51886.045.035
3,5X25MM	200	51886.035.025	4X40MM	200	51886.040.040	4,5X40MM*	200	51886.045.040
3,5X30MM*	200	51886.035.030	4X45MM*	200	51886.040.045	4,5X45MM*	200	51886.045.045
3,5X35MM*	200	51886.035.035	4X50MM*	200	51886.040.050	4,5X50MM*	200	51886.045.050

51886 **Cross recessed raised countersunk head wood screw Pozidriv / Bolverzonken houtschroef met Pozidriv kruisgleuf / Vis à bois à tête fraisée bombée à empreinte cruciforme Pozidriv** ←

d_s x L	✉	Art.number	d_s x L	✉	Art.number	d_s x L	✉	Art.number
4,5X55MM*	200	51886.045.055	5X25MM*	200	51886.050.025			
4,5X60MM*	200	51886.045.060	5X30MM*	200	51886.050.030	6X25MM*	200	51886.060.025
4,5X65MM*	200	51886.045.065	5X35MM	200	51886.050.035	6X30MM*	200	51886.060.030
4,5X70MM*	200	51886.045.070	5X40MM	200	51886.050.040	6X40MM*	200	51886.060.040
4,5X80MM*	200	51886.045.080	5X45MM*	200	51886.050.045	6X45MM*	200	51886.060.045
4,5X90MM*	200	51886.045.090	5X50MM	200	51886.050.050	6X50MM*	200	51886.060.050
4,5X100MM*	200	51886.045.100	5X60MM*	200	51886.050.060	6X60MM*	200	51886.060.060
4,5X120MM*	200	51886.045.120	5X70MM	100	51886.050.070	6X65MM*	100	51886.060.065
4,5X150MM	200	51886.045.150	5X80MM*	100	51886.050.080	6X70MM*	100	51886.060.070
			5X90MM*	100	51886.050.090	6X80MM*	100	51886.060.080
5X16MM*	200	51886.050.016	5X100MM*	100	51886.050.100	6X100MM*	100	51886.060.100

Hexagon head wood screw

Zeskant houtdraadbout / Vis à bois à tête hexagonale

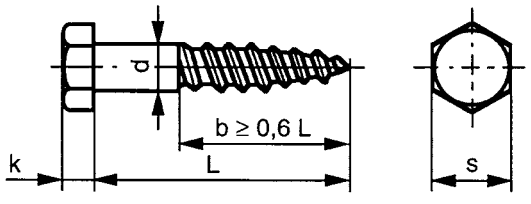

DIN **571**
NF E25-607
NEN 2260



6

Technical Data

d	k	s	d	k	s
4	2.8	7	10	7	17
5	3.5	8	12	8	19
6	4	10	16	10	24
7	5	12	20	13	30
8	5.5	13			

- Wood screw thread acc. to DIN 7998.

Article groups

Driving features	Material	Surface treatment	Code	Page
Hexagon	St.	Plain	08085	6-231
Hexagon	St.	ZPL	08280	6-231
Hexagon	St.	HDG	08450	6-232
Hexagon	St.st. A2	bitumen washer	51890	6-233
Hexagon	St.st. A2		51900	6-233
Hexagon	St.st. A4		55900	6-233

08085 **Hexagon head wood screw / Zeskant houtdraadbout / Vis à bois à tête hexagonale** **E07A**

Material Steel
Surface treatment Plain



d x L	✉	Art.number	d x L	✉	Art.number	d x L	✉	Art.number
6X35MM*	200	08085.060.035	8X30MM*	200	08085.080.030	10X60MM*	100	08085.100.060
6X40MM	200	08085.060.040	8X60MM	200	08085.080.060	10X70MM*	100	08085.100.070
6X50MM*	200	08085.060.050	8X70MM	200	08085.080.070	10X80MM*	100	08085.100.080
6X60MM*	200	08085.060.060				10X100MM*	100	08085.100.100
			10X50MM*	100	08085.100.050	10X120MM*	50	08085.100.120

08280 **Hexagon head wood screw / Zeskant houtdraadbout / Vis à bois à tête hexagonale** **E07A**

Material Steel
Surface treatment Zinc plated



d x L	✉	Art.number	d x L	✉	Art.number	d x L	✉	Art.number
5X20MM	200	08280.050.020	5X35MM	200	08280.050.035	5X50MM	200	08280.050.050
5X25MM	200	08280.050.025	5X40MM	200	08280.050.040	5X60MM	200	08280.050.060
5X30MM	200	08280.050.030	5X45MM	200	08280.050.045			

FABORY

08280 Hexagon head wood screw / Zeskant houtdraadbout / Vis à bois à tête hexagonale

d x L	✉	Art.number	d x L	✉	Art.number	d x L	✉	Art.number
6X20MM	200	08280.060.020	8X75MM*	200	08280.080.075	12X70MM	50	08280.120.070
6X25MM	200	08280.060.025	8X80MM	200	08280.080.080	12X75MM*	50	08280.120.075
6X30MM	200	08280.060.030	8X90MM	100	08280.080.090	12X80MM	50	08280.120.080
6X35MM	200	08280.060.035	8X100MM	100	08280.080.100	12X90MM	50	08280.120.090
6X40MM	200	08280.060.040	8X110MM	100	08280.080.110	12X100MM	50	08280.120.100
6X45MM	200	08280.060.045	8X120MM	100	08280.080.120	12X110MM	50	08280.120.110
6X50MM	200	08280.060.050	8X130MM	100	08280.080.130	12X120MM	50	08280.120.120
6X55MM	200	08280.060.055	8X140MM	50	08280.080.140	12X130MM	50	08280.120.130
6X60MM	200	08280.060.060	8X150MM	50	08280.080.150	12X140MM	50	08280.120.140
6X65MM	200	08280.060.065	8X160MM	50	08280.080.160	12X150MM	50	08280.120.150
6X70MM	200	08280.060.070	8X180MM	50	08280.080.180	12X160MM	25	08280.120.160
6X75MM*	200	08280.060.075	8X200MM	50	08280.080.200	12X180MM	25	08280.120.180
6X80MM	200	08280.060.080	8X240MM	50	08280.080.240	12X200MM	25	08280.120.200
6X90MM	100	08280.060.090	8X260MM	25	08280.080.260	12X220MM	25	08280.120.220
6X100MM	100	08280.060.100	8X280MM	25	08280.080.280	12X240MM	25	08280.120.240
6X110MM	100	08280.060.110	8X300MM	25	08280.080.300	12X260MM	25	08280.120.260
6X120MM	100	08280.060.120				12X280MM	25	08280.120.280
6X130MM	100	08280.060.130	10X30MM	200	08280.100.030	12X300MM	25	08280.120.300
6X140MM	100	08280.060.140	10X35MM	100	08280.100.035	12X320MM*	25	08280.120.320
6X150MM	100	08280.060.150	10X40MM	100	08280.100.040	12X340MM*	25	08280.120.340
6X180MM	100	08280.060.180	10X45MM	100	08280.100.045	12X360MM*	25	08280.120.360
			10X50MM	100	08280.100.050	12X380MM*	25	08280.120.380
7X35MM	100	08280.070.035	10X55MM	100	08280.100.055			
7X40MM	100	08280.070.040	10X60MM	100	08280.100.060	16X60MM	25	08280.160.060
7X50MM	100	08280.070.050	10X70MM	100	08280.100.070	16X70MM	25	08280.160.070
7X60MM	100	08280.070.060	10X75MM*	100	08280.100.075	16X80MM	25	08280.160.080
7X70MM	100	08280.070.070	10X80MM	100	08280.100.080	16X90MM	25	08280.160.090
7X80MM	100	08280.070.080	10X90MM	100	08280.100.090	16X100MM	25	08280.160.100
7X90MM	100	08280.070.090	10X100MM	100	08280.100.100	16X110MM*	25	08280.160.110
7X100MM	100	08280.070.100	10X110MM	50	08280.100.110	16X120MM	25	08280.160.120
7X110MM	100	08280.070.110	10X120MM	50	08280.100.120	16X130MM*	25	08280.160.130
7X120MM	100	08280.070.120	10X130MM	50	08280.100.130	16X140MM	25	08280.160.140
7X130MM	100	08280.070.130	10X140MM	50	08280.100.140	16X150MM	25	08280.160.150
7X140MM	100	08280.070.140	10X150MM	50	08280.100.150	16X160MM	25	08280.160.160
7X150MM	100	08280.070.150	10X160MM	50	08280.100.160	16X180MM	25	08280.160.180
7X170MM	50	08280.070.170	10X180MM	50	08280.100.180	16X200MM	25	08280.160.200
7X230MM	50	08280.070.230	10X200MM	50	08280.100.200	16X240MM*	25	08280.160.240
			10X220MM	25	08280.100.220	16X260MM*	25	08280.160.260
8X25MM	200	08280.080.025	10X240MM	25	08280.100.240	16X280MM*	25	08280.160.280
8X30MM	200	08280.080.030	10X260MM	25	08280.100.260	16X300MM*	25	08280.160.300
8X35MM	200	08280.080.035	10X280MM	25	08280.100.280			
8X40MM	200	08280.080.040	10X300MM	25	08280.100.300	20X80MM*	25	08280.200.080
8X45MM	200	08280.080.045				20X100MM*	25	08280.200.100
8X50MM	200	08280.080.050	12X40MM	100	08280.120.040	20X120MM	25	08280.200.120
8X55MM	200	08280.080.055	12X45MM	100	08280.120.045	20X150MM*	25	08280.200.150
8X60MM	200	08280.080.060	12X50MM	100	08280.120.050	20X160MM	10	08280.200.160
8X65MM	200	08280.080.065	12X60MM	100	08280.120.060	20X180MM	10	08280.200.180
8X70MM	200	08280.080.070	12X65MM*	50	08280.120.065	20X200MM	10	08280.200.200

08450 Hexagon head wood screw / Zeskant houtdraadbout / Vis à bois à tête hexagonale A08A

Material Steel
Surface treatment Hot dip galvanized

RoHS



d x L	✉	Art.number	d x L	✉	Art.number	d x L	✉	Art.number
6X35MM*	200	08450.060.035	8X140MM*	50	08450.080.140	12X80MM	50	08450.120.080
6X40MM	200	08450.060.040	8X150MM	50	08450.080.150	12X90MM	50	08450.120.090
6X50MM	200	08450.060.050				12X100MM	50	08450.120.100
			10X40MM	100	08450.100.040	12X120MM	50	08450.120.120
7X60MM*	200	08450.070.060	10X50MM	100	08450.100.050	12X140MM	50	08450.120.140
7X70MM	100	08450.070.070	10X60MM	100	08450.100.060	12X150MM	50	08450.120.150
7X80MM	100	08450.070.080	10X70MM	100	08450.100.070	12X160MM	25	08450.120.160
7X100MM*	100	08450.070.100	10X80MM	100	08450.100.080	12X180MM	25	08450.120.180
7X110MM*	100	08450.070.110	10X100MM	100	08450.100.100	12X200MM	25	08450.120.200
7X120MM	100	08450.070.120	10X120MM	50	08450.100.120	12X220MM	25	08450.120.220
7X130MM	100	08450.070.130	10X130MM	50	08450.100.130	12X240MM	25	08450.120.240
7X150MM	100	08450.070.150	10X140MM	50	08450.100.140			
			10X150MM	50	08450.100.150	16X60MM	25	08450.160.060
8X40MM	200	08450.080.040	10X160MM	50	08450.100.160	16X80MM	25	08450.160.080
8X50MM	200	08450.080.050	10X180MM	50	08450.100.180	16X100MM	25	08450.160.100
8X60MM	200	08450.080.060	10X200MM	50	08450.100.200	16X120MM	25	08450.160.120
8X65MM*	200	08450.080.065	10X220MM	25	08450.100.220	16X160MM	25	08450.160.160
8X70MM	200	08450.080.070	10X240MM	25	08450.100.240	16X180MM	25	08450.160.180
8X80MM	200	08450.080.080				16X200MM	25	08450.160.200
8X100MM	100	08450.080.100	12X60MM	100	08450.120.060	16X220MM	25	08450.160.220
8X120MM	100	08450.080.120	12X70MM	50	08450.120.070	16X240MM	25	08450.160.240

6

51890 Hexagon head wood screw with stainless steel-lead-bitumen washers / Zeskant houtdraadbout met rvs-lood-bitumen ring / Vis à bois à tête hexagonale avec rondelles acier inoxydable-plomb-bitume R03A

Material Stainless steel A2 DIN ≈571



d x L	✉	Art.number
7X110MM	100	51890.070.110

51900 Hexagon head wood screw / Zeskant houtdraadbout / Vis à bois à tête hexagonale R03A

Material Stainless steel A2



d x L	✉	Art.number	d x L	✉	Art.number	d x L	✉	Art.number
4X20MM*	200	51900.040.020	7X120MM*	100	51900.070.120	10X140MM	10	51900.100.140
4X25MM	200	51900.040.025	7X130MM*	100	51900.070.130	10X150MM	10	51900.100.150
4X30MM*	200	51900.040.030	7X140MM*	100	51900.070.140	10X160MM	10	51900.100.160
4X40MM	200	51900.040.040	7X150MM	25	51900.070.150	10X180MM	10	51900.100.180
4X45MM*	200	51900.040.045	7X160MM*	100	51900.070.160	10X200MM	10	51900.100.200
			7X170MM	25	51900.070.170	10X220MM*	50	51900.100.220
5X20MM	200	51900.050.020	7X180MM*	100	51900.070.180	10X240MM*	50	51900.100.240
5X25MM	200	51900.050.025	7X190MM*	100	51900.070.190	10X260MM*	25	51900.100.260
5X30MM	100	51900.050.030	7X210MM*	100	51900.070.210	10X280MM*	25	51900.100.280
5X35MM*	200	51900.050.035				10X300MM	25	51900.100.300
5X40MM	100	51900.050.040	8X25MM	100	51900.080.025			
5X45MM	200	51900.050.045	8X30MM	50	51900.080.030	12X50MM	10	51900.120.050
5X50MM	100	51900.050.050	8X35MM	100	51900.080.035	12X60MM	10	51900.120.060
5X60MM	100	51900.050.060	8X40MM	50	51900.080.040	12X70MM	10	51900.120.070
5X70MM	100	51900.050.070	8X45MM	50	51900.080.045	12X80MM	10	51900.120.080
5X80MM*	200	51900.050.080	8X50MM	50	51900.080.050	12X90MM	10	51900.120.090
5X90MM*	200	51900.050.090	8X55MM	50	51900.080.055	12X100MM	10	51900.120.100
			8X60MM	50	51900.080.060	12X110MM	10	51900.120.110
6X25MM	100	51900.060.025	8X65MM	100	51900.080.065	12X120MM	10	51900.120.120
6X30MM	100	51900.060.030	8X70MM	25	51900.080.070	12X130MM	10	51900.120.130
6X35MM	100	51900.060.035	8X75MM*	100	51900.080.075	12X140MM	10	51900.120.140
6X40MM	100	51900.060.040	8X80MM	25	51900.080.080	12X150MM	10	51900.120.150
6X45MM	100	51900.060.045	8X90MM	25	51900.080.090	12X160MM	10	51900.120.160
6X50MM	100	51900.060.050	8X100MM	25	51900.080.100	12X180MM	10	51900.120.180
6X55MM*	200	51900.060.055	8X110MM	25	51900.080.110	12X200MM	10	51900.120.200
6X60MM	50	51900.060.060	8X120MM	10	51900.080.120	12X220MM*	25	51900.120.220
6X65MM*	100	51900.060.065	8X130MM	10	51900.080.130	12X240MM*	25	51900.120.240
6X70MM	50	51900.060.070	8X140MM	10	51900.080.140	12X250MM*	25	51900.120.250
6X80MM	50	51900.060.080	8X150MM	10	51900.080.150	12X260MM*	25	51900.120.260
6X90MM	50	51900.060.090	8X160MM	10	51900.080.160	12X280MM*	25	51900.120.280
6X100MM	50	51900.060.100	8X180MM	10	51900.080.180	12X300MM*	25	51900.120.300
6X110MM	25	51900.060.110	8X200MM	10	51900.080.200			
6X120MM	25	51900.060.120				16X50MM*	25	51900.160.050
6X130MM*	100	51900.060.130	10X40MM	25	51900.100.040	16X60MM*	25	51900.160.060
6X140MM	100	51900.060.140	10X45MM	100	51900.100.045	16X70MM	25	51900.160.070
			10X50MM	25	51900.100.050	16X80MM*	25	51900.160.080
7X30MM	50	51900.070.030	10X55MM*	100	51900.100.055	16X90MM*	25	51900.160.090
7X35MM	200	51900.070.035	10X60MM	25	51900.100.060	16X100MM	25	51900.160.100
7X40MM	50	51900.070.040	10X65MM*	100	51900.100.065	16X110MM*	25	51900.160.110
7X45MM*	200	51900.070.045	10X70MM	25	51900.100.070	16X120MM*	25	51900.160.120
7X50MM	50	51900.070.050	10X80MM	10	51900.100.080	16X130MM*	25	51900.160.130
7X60MM	50	51900.070.060	10X90MM	10	51900.100.090	16X140MM	25	51900.160.140
7X70MM	50	51900.070.070	10X100MM	10	51900.100.100	16X150MM*	25	51900.160.150
7X80MM	50	51900.070.080	10X110MM	10	51900.100.110	16X160MM*	25	51900.160.160
7X90MM	50	51900.070.090	10X120MM	10	51900.100.120	16X180MM*	25	51900.160.180
7X100MM	50	51900.070.100	10X130MM	10	51900.100.130	16X200MM*	25	51900.160.200
7X110MM	50	51900.070.110						

55900 Hexagon head wood screw / Zeskant houtdraadbout / Vis à bois à tête hexagonale R43A

Material Stainless steel A4



d x L	✉	Art.number	d x L	✉	Art.number	d x L	✉	Art.number
5X25MM*	200	55900.050.025	5X50MM*	200	55900.050.050	6X25MM	100	55900.060.025
5X30MM	200	55900.050.030	5X60MM*	200	55900.050.060	6X30MM	100	55900.060.030
5X35MM	200	55900.050.035	5X70MM*	200	55900.050.070	6X35MM*	200	55900.060.035
5X40MM*	200	55900.050.040				6X40MM	100	55900.060.040
5X45MM*	200	55900.050.045						

6

FABORY

55900 **Hexagon head wood screw / Zeskant houtdraadbout / Vis à bois à tête hexagonale** ←

d x L	✉	Art.number	d x L	✉	Art.number	d x L	✉	Art.number
6X45MM	100	55900.060.045	8X70MM	25	55900.080.070			
6X50MM	100	55900.060.050	8X75MM*	100	55900.080.075	12X50MM*	100	55900.120.050
6X60MM	50	55900.060.060	8X80MM	25	55900.080.080	12X60MM	100	55900.120.060
6X65MM*	100	55900.060.065	8X90MM	25	55900.080.090	12X65MM*	100	55900.120.065
6X70MM	50	55900.060.070	8X100MM	25	55900.080.100	12X70MM*	50	55900.120.070
6X75MM*	100	55900.060.075	8X110MM*	100	55900.080.110	12X75MM*	50	55900.120.075
6X80MM	50	55900.060.080	8X120MM	100	55900.080.120	12X80 MM	50	55900.120.080
6X90MM*	100	55900.060.090	8X130MM*	100	55900.080.130	12X90MM	50	55900.120.090
6X100MM*	100	55900.060.100	8X140MM*	50	55900.080.140	12X100MM	50	55900.120.100
6X110MM*	100	55900.060.110	8X150MM*	50	55900.080.150	12X110MM*	25	55900.120.110
6X120MM*	100	55900.060.120	8X160MM*	50	55900.080.160	12X120MM*	25	55900.120.120
6X130MM*	100	55900.060.130	8X180MM*	50	55900.080.180	12X130MM	25	55900.120.130
			8X200MM*	50	55900.080.200	12X140MM*	25	55900.120.140
7X40MM*	100	55900.070.040				12X150MM*	25	55900.120.150
7X50MM*	100	55900.070.050	10X40MM	25	55900.100.040	12X160MM*	25	55900.120.160
7X60MM*	100	55900.070.060	10X50MM	25	55900.100.050	12X180MM*	25	55900.120.180
7X70MM*	100	55900.070.070	10X55MM*	100	55900.100.055	12X200MM*	25	55900.120.200
7X80MM*	100	55900.070.080	10X60MM	25	55900.100.060			
7X90MM*	100	55900.070.090	10X65MM*	100	55900.100.065	16X50MM*	25	55900.160.050
7X100MM*	100	55900.070.100	10X70MM	25	55900.100.070	16X60MM*	25	55900.160.060
7X110MM	100	55900.070.110	10X75MM*	100	55900.100.075	16X70MM*	25	55900.160.070
7X140MM*	100	55900.070.140	10X80MM	10	55900.100.080	16X80MM	25	55900.160.080
7X150MM*	100	55900.070.150	10X90MM	50	55900.100.090	16X90MM*	25	55900.160.090
			10X100MM	10	55900.100.100	16X100MM*	25	55900.160.100
8X25MM	100	55900.080.025	10X110MM*	50	55900.100.110	16X110MM*	25	55900.160.110
8X30MM	50	55900.080.030	10X120MM*	50	55900.100.120	16X120MM*	25	55900.160.120
8X35MM	100	55900.080.035	10X130MM*	50	55900.100.130	16X130MM*	25	55900.160.130
8X40MM	50	55900.080.040	10X140MM	50	55900.100.140	16X140MM*	25	55900.160.140
8X45MM	100	55900.080.045	10X150MM*	50	55900.100.150	16X150MM*	25	55900.160.150
8X50MM	50	55900.080.050	10X160MM*	50	55900.100.160	16X160MM*	25	55900.160.160
8X60MM	50	55900.080.060	10X180MM*	50	55900.100.180	16X180MM*	25	55900.160.180
8X65MM	100	55900.080.065	10X200MM*	50	55900.100.200	16X200MM*	25	55900.160.200

6

Double countersunk head timber screw PZ

Dubbele verzonkenkop houtschroef PZ / Vis à bois Liseko à tête renforcée PZ

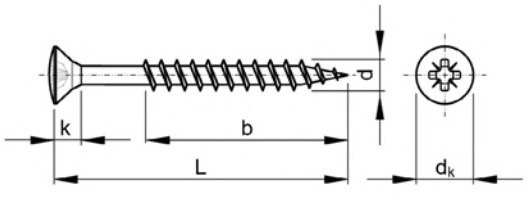



Technical Data

d	d_k	k	No. cross recess
6	12	3.6	3

51872 **Double countersunk head timber screw PZ / Dubbele verzonkenkop houtschroef PZ / Vis à bois Liseko à tête renforcée PZ** **R03A**

Material Stainless steel A2

CE

RoHS



d x L x b	✉	Art.number	d x L x b	✉	Art.number
6X110X70MM*	100	51872.060.110	6X120X70MM*	100	51872.060.120

Countersunk head timber screw/ribs PZ

Verzonkenkop houtschroef met kruisgleuf / Vis pour agglomérés à tête fraisée renforcée PZ

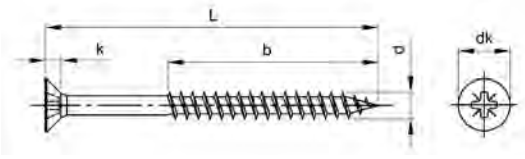



Technical Data

d	d_k	k	No. cross recess
3	6	1.9	1
3.5	7	2.1	2
4	8	2.5	2
4.5	9	2.7	2
5	10	3	2
6	12	3.6	3

Article groups

Driving features	Material	Code	Page
Pozidriv	St.st. A2	51874	6-235
Pozidriv	St.st. A4	55874	6-235

51874 **Countersunk head timber screw/ribs Pozidriv / Verzonkenkop houtschroef met Pozidriv kruisgleuf / Vis pour agglomérés à tête fraisée renforcée Pozidriv** **R03A**

Material Stainless steel A2



d x L x b	✉	Art.number	d x L x b	✉	Art.number	d x L x b	✉	Art.number
3X25X18MM*	500	51874.030.025	4X70X36MM*	200	51874.040.070	5X70X42MM*	100	51874.050.070
3X30X18MM*	500	51874.030.030	4X80X48MM*	200	51874.040.080	5X80X48MM*	100	51874.050.080
3X35X24MM*	500	51874.030.035				5X90X54MM*	100	51874.050.090
3X40X24MM*	200	51874.030.040	4,5X25X18MM*	500	51874.045.025	5X100X60MM*	100	51874.050.100
3X45X30MM*	200	51874.030.045	4,5X30X18MM*	500	51874.045.030	5X110X70MM*	100	51874.050.110
3X50X30MM*	200	51874.030.050	4,5X35X24MM*	500	51874.045.035			
			4,5X40X24MM*	200	51874.045.040	6X30X20MM*	100	51874.060.030
3,5X25X18MM*	500	51874.035.025	4,5X45X30MM*	200	51874.045.045	6X35X24MM*	100	51874.060.035
3,5X30X18MM*	500	51874.035.030	4,5X50X30MM*	200	51874.045.050	6X40X24MM*	100	51874.060.040
3,5X35X24MM*	500	51874.035.035	4,5X55X36MM*	200	51874.045.055	6X45X30MM*	100	51874.060.045
3,5X40X24MM*	200	51874.035.040	4,5X60X36MM*	200	51874.045.060	6X50X30MM*	100	51874.060.050
3,5X45X30MM*	200	51874.035.045	4,5X80X48MM*	200	51874.045.080	6X55X36MM*	100	51874.060.055
3,5X50X30MM*	200	51874.035.050	4,5X100X60MM*	200	51874.045.100	6X60X36MM*	100	51874.060.060
						6X70X42MM*	100	51874.060.070
4X25X18MM*	500	51874.040.025	5X25X18MM*	500	51874.050.025	6X80X48MM*	100	51874.060.080
4X30X18MM*	500	51874.040.030	5X30X20MM*	500	51874.050.030	6X90X54MM*	100	51874.060.090
4X35X24MM*	500	51874.040.035	5X35X24MM*	500	51874.050.035	6X130X70MM*	100	51874.060.130
4X40X24MM*	200	51874.040.040	5X40X24MM*	200	51874.050.040	6X140X70MM*	100	51874.060.140
4X45X30MM*	200	51874.040.045	5X45X30MM*	200	51874.050.045	6X150X70MM*	100	51874.060.150
4X50X30MM*	200	51874.040.050	5X50X30MM*	200	51874.050.050	6X160X70MM*	100	51874.060.160
4X55X36MM*	200	51874.040.055	5X55X36MM*	200	51874.050.055	6X180X70MM*	100	51874.060.180
4X60X36MM*	200	51874.040.060	5X60X36MM*	100	51874.050.060	6X200X70MM*	100	51874.060.200
4X65X36MM*	200	51874.040.065	5X65X36MM*	100	51874.050.065			

55874 **Countersunk head timber screw/ribs Pozidriv / Verzonkenkop houtschroef met Pozidriv kruisgleuf / Vis pour agglomérés à tête fraisée renforcée Pozidriv** **R43A**

Material Stainless steel A4



d x L x b	✉	Art.number	d x L x b	✉	Art.number	d x L x b	✉	Art.number
4X40X24MM*	200	55874.040.040	4X55X36MM*	200	55874.040.055			
4X45X30MM*	200	55874.040.045	4X60X36MM*	200	55874.040.060	4,5X25X18MM*	500	55874.045.025
4X50X30MM*	200	55874.040.050	4X70X42MM*	200	55874.040.070	4,5X30X18MM*	500	55874.045.030

FABORY

55874	Countersunk head timber screw/ribs Pozidriv / Verzonkenkop houtschroef met Pozidriv kruisgleuf / Vis pour agglomérés à tête fraisée renforcée Pozidriv	←

d x L x b	✉	Art.number	d x L x b	✉	Art.number	d x L x b	✉	Art.number
4,5X35X24MM*	500	55874.045.035	5X45X30MM*	200	55874.050.045	6X55X36MM*	100	55874.060.055
4,5X40X24MM*	200	55874.045.040	5X50X30MM*	200	55874.050.050	6X60X36MM*	100	55874.060.060
4,5X45X30MM*	200	55874.045.045	5X55X36MM*	200	55874.050.055	6X100X70MM*	100	55874.060.100
4,5X50X30MM*	200	55874.045.050	5X60X36MM*	100	55874.050.060	6X110X70MM*	100	55874.060.110
4,5X55X36MM*	200	55874.045.055	5X65X36MM*	100	55874.050.065	6X120X70MM*	100	55874.060.120
4,5X60X36MM*	200	55874.045.060	5X80X48MM*	100	55874.050.080	6X130X70MM*	100	55874.060.130
4,5X70X42MM*	200	55874.045.070	5X90X54MM*	100	55874.050.090	6X140X70MM*	100	55874.060.140
4,5X100X60MM*	100	55874.045.100				6X150X70MM*	100	55874.060.150
			6X30X20MM*	100	55874.060.030	6X160X70MM*	100	55874.060.160
5X25X18MM*	500	55874.050.025	6X35X24MM*	100	55874.060.035	6X180X70MM*	100	55874.060.180
5X30X20MM*	500	55874.050.030	6X40X24MM*	100	55874.060.040	6X200X70MM*	100	55874.060.200
5X35X24MM*	500	55874.050.035	6X45X60MM*	100	55874.060.045			
5X40X24MM*	200	55874.050.040	6X50X60MM*	100	55874.060.050			

Hexalobular pan head hinge strip screw

Bolcilinderschroef met T-ster / Vis à bande pour portes à tête ronde à six lobes

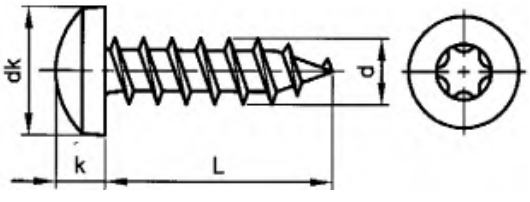



Technical Data

d	d_k	k	Socket
6	13	3	T30
7	14	3	T30

51789	Hexalobular pan head hinge strip screw / Bolcilinderschroef met T-ster / Vis à bande pour portes à tête ronde à six lobes	R03A
Material	Stainless steel A2	



d x L	✉	Art.number	d x L	✉	Art.number	d x L	✉	Art.number
6X20MM	200	51789.060.020	6X45MM*	200	51789.060.045	7X40MM*	200	51789.070.040
6X25MM*	200	51789.060.025	6X50MM*	200	51789.060.050	7X50MM*	200	51789.070.050
6X30MM	200	51789.060.030				7X60MM*	200	51789.070.060
6X35MM	200	51789.060.035	7X30MM*	200	51789.070.030	7X70MM*	200	51789.070.070
6X40MM*	200	51789.060.040	7X35MM*	200	51789.070.035			

Woodscrew with washer Pozidriv

Houtschroef met tweedelige afdichtring met kruisgleuf / Vis de ferblanterie 2 pces avec Epdm Pozidriv

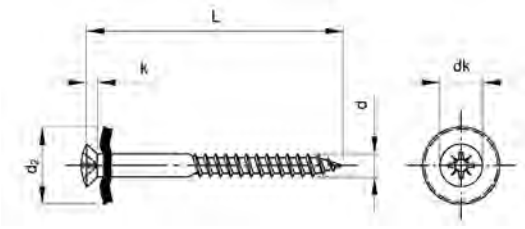



Technical Data

d	d_k	k	No. cross recess
4.5	8.3	2.35	2
5	9.2	2.5	2

Article groups

Driving features	Material	Surface treatment		Code	Page
Pozidriv	St.st. A2		ring ø=15mm	51755	6-237
Pozidriv	St.st. A2		ring ø=20mm	51758	6-237
Pozidriv	St.st. A2		ring ø=15mm	51780	6-237
Pozidriv	St.st. A2		ring ø=25mm	51786	6-238
Pozidriv	St.st. A2		ring ø=20mm	51788	6-238
Pozidriv	St.st. A2	Copper plated	ring ø=15mm	51843	6-238
Pozidriv	St.st. A2	Copper plated	ring ø=20mm	51845	6-238
Pozidriv	St.st. A2	Copper plated	ring ø=25mm	51847	6-239
Pozidriv	St.st. A2	Copper plated	ring ø=15mm	51853	6-239
Pozidriv	St.st. A2	Copper plated	ring ø=20mm	51855	6-239

51755 **Woodscrew with washer 15mm Pozidriv / Houtschroef met tweedelige afdichtring 15mm met Pozidriv kruisgleuf / Vis de ferblanterie 2TG pces avec Epdm 15mm Pozidriv** **R03A**

Material Stainless steel A2



d x L x d_2	✉	Art.number	d x L x d_2	✉	Art.number	d x L x d_2	✉	Art.number
4,5X25X15MM*	100	51755.045.025	4,5X45X15MM*	100	51755.045.045	4,5X65X15MM*	100	51755.045.065
4,5X30X15MM*	100	51755.045.030	4,5X50X15MM*	100	51755.045.050	4,5X70X15MM*	100	51755.045.070
4,5X35X15MM*	100	51755.045.035	4,5X55X15MM*	100	51755.045.055	4,5X80X15MM*	100	51755.045.080
4,5X40X15MM*	100	51755.045.040	4,5X60X15MM*	100	51755.045.060			

51758 **Woodscrew with washer 20mm Pozidriv / Houtschroef met tweedelige afdichtring 20mm met Pozidriv kruisgleuf / Vis de ferblanterie 2TG pces avec Epdm 20mm Pozidriv** **R03A**

Material Stainless steel A2



d x L x d_2	✉	Art.number	d x L x d_2	✉	Art.number	d x L x d_2	✉	Art.number
4,5X25X20MM*	100	51758.045.025	4,5X40X20MM*	100	51758.045.040	4,5X55X20MM*	100	51758.045.055
4,5X30X20MM*	100	51758.045.030	4,5X45X20MM*	100	51758.045.045	4,5X60X20MM*	100	51758.045.060
4,5X35X20MM*	100	51758.045.035	4,5X50X20MM*	100	51758.045.050			

51780 **Woodscrew with washer 15mm Pozidriv / Houtschroef met tweedelige afdichtring 15mm met Pozidriv kruisgleuf / Vis de ferblanterie 2TG pces avec Epdm 25mm Pozidriv** **R03A**

Material Stainless steel A2



d x L x d_2	✉	Art.number	d x L x d_2	✉	Art.number	d x L x d_2	✉	Art.number
4,5X20X15MM*	200	51780.045.020	4,5X35X15MM*	200	51780.045.035	4,5X50X15MM*	200	51780.045.050
4,5X25X15MM*	200	51780.045.025	4,5X40X15MM*	200	51780.045.040	4,5X55X15MM*	200	51780.045.055
4,5X30X15MM*	200	51780.045.030	4,5X45X15MM*	200	51780.045.045	4,5X60X15MM*	200	51780.045.060

FABORY

51780 Woodscrew with washer 15mm Pozidriv / Houtschroef met tweedelige afdichtring 15mm met Pozidriv kruisgleuf / Vis de ferblanterie 2TG pces avec Epdm 25mm Pozidriv

d x L x d_2	✉	Art.number	d x L x d_2	✉	Art.number	d x L x d_2	✉	Art.number
4,5X65X15MM*	200	51780.045.065	4,5X120X15MM*	100	51780.045.120	5,0X220X15MM*	100	51780.050.220
4,5X70X15MM*	200	51780.045.070	4,5X150X15MM*	100	51780.045.150	5,0X250X15MM*	100	51780.050.250
4,5X80X15MM*	200	51780.045.080				5,0X300X15MM*	100	51780.050.300
4,5X90X15MM*	200	51780.045.090	5,0X180X15MM*	100	51780.050.180			
4,5X100X15MM*	100	51780.045.100	5,0X200X15MM*	100	51780.050.200			

51786 Woodscrew with washer 25mm Pozidriv / Houtschroef met tweedelige afdichtring 25mm met Pozidriv kruisgleuf / Vis de ferblanterie 2TG pces avec Epdm 15mm Pozidriv R03A

Material Stainless steel A2



d x L x d_2	✉	Art.number	d x L x d_2	✉	Art.number	d x L x d_2	✉	Art.number
4,5X20X25MM*	200	51786.045.020	4,5X40X25MM*	200	51786.045.040	4,5X55X25MM*	200	51786.045.055
4,5X25X25MM*	200	51786.045.025	4,5X45X25MM*	200	51786.045.045	4,5X60X25MM*	200	51786.045.060
4,5X30X25MM*	200	51786.045.030	4,5X50X25MM*	200	51786.045.050	4,5X70X25MM*	200	51786.045.070
4,5X35X25MM*	200	51786.045.035						

6

51788 Woodscrew with washer 20mm Pozidriv / Houtschroef met tweedelige afdichtring 20mm met Pozidriv kruisgleuf / Vis de ferblanterie 2TG pces avec Epdm 20mm Pozidriv R03A

Material Stainless steel A2



d x L x d_2	✉	Art.number	d x L x d_2	✉	Art.number	d x L x d_2	✉	Art.number
4,5X20X20MM*	200	51788.045.020	4,5X55X20MM*	200	51788.045.055	4,5X150X20MM*	100	51788.045.150
4,5X25X20MM*	200	51788.045.025	4,5X60X20MM*	200	51788.045.060			
4,5X30X20MM*	200	51788.045.030	4,5X65X20MM*	100	51788.045.065	5,0X180X20MM*	100	51788.050.180
4,5X35X20MM*	200	51788.045.035	4,5X70X20MM*	100	51788.045.070	5,0X200X20MM*	100	51788.050.200
4,5X40X20MM*	200	51788.045.040	4,5X80X20MM*	100	51788.045.080	5,0X220X20MM*	100	51788.050.220
4,5X45X20MM*	200	51788.045.045	4,5X100X20MM*	100	51788.045.100	5,0X250X20MM*	100	51788.050.250
4,5X50X20MM*	200	51788.045.050	4,5X120X20MM*	100	51788.045.120			

51843 Woodscrew with washer 15mm Pozidriv / Houtschroef met tweedelige afdichtring 15mm met Pozidriv kruisgleuf / Vis de ferblanterie 2TG pces avec Epdm 25mm Pozidriv R03A

Material Stainless steel A2
Surface treatment Copper plated



d x L x d_2	✉	Art.number	d x L x d_2	✉	Art.number	d x L x d_2	✉	Art.number
4,5X20X15MM*	200	51843.045.020	4,5X55X15MM*	200	51843.045.055	4,5X150X15MM*	100	51843.045.150
4,5X25X15MM*	200	51843.045.025	4,5X60X15MM*	200	51843.045.060			
4,5X30X15MM*	200	51843.045.030	4,5X65X15MM*	200	51843.045.065	5,0X220X15MM*	100	51843.050.220
4,5X35X15MM*	200	51843.045.035	4,5X80X15MM*	200	51843.045.080	5,0X250X15MM*	100	51843.050.250
4,5X40X15MM*	200	51843.045.040	4,5X100X15MM*	100	51843.045.100	5,0X280X15MM*	100	51843.050.280
4,5X45X15MM*	200	51843.045.045	4,5X120X15MM*	100	51843.045.120	5,0X300X15MM*	100	51843.050.300
4,5X50X15MM*	200	51843.045.050						

51845 Woodscrew with washer 20mm Pozidriv / Houtschroef met tweedelige afdichtring 20mm met Pozidriv kruisgleuf / Vis de ferblanterie 2TG pces avec Epdm 15mm Pozidriv R03A

Material Stainless steel A2
Surface treatment Copper plated



d x L x d_2	✉	Art.number	d x L x d_2	✉	Art.number	d x L x d_2	✉	Art.number
4,5X20X20MM*	200	51845.045.020	4,5X45X20MM*	200	51845.045.045	4,5X70X20MM*	100	51845.045.070
4,5X25X20MM*	200	51845.045.025	4,5X50X20MM*	200	51845.045.050	4,5X80X20MM*	100	51845.045.080
4,5X30X20MM*	200	51845.045.030	4,5X55X20MM*	200	51845.045.055	4,5X100X20MM*	100	51845.045.100
4,5X35X20MM*	200	51845.045.035	4,5X60X20MM*	200	51845.045.060	4,5X120X20MM*	100	51845.045.120
4,5X40X20MM*	200	51845.045.040	4,5X65X20MM*	100	51845.045.065			

51847 Woodscrew with washer 25mm Pozidriv / Houtschroef met tweedelige afdichtring 25mm met Pozidriv kruisgleuf / Vis de ferblanterie 2TG pces avec Epdm 20mm Pozidriv — R03A

Material Stainless steel A2
Surface treatment Copper plated



d x L x d_2	✉	Art.number	d x L x d_2	✉	Art.number	d x L x d_2	✉	Art.number
4,5X20X25MM*	200	51847.045.020	4,5X35X25MM*	200	51847.045.035	4,5X50X25MM*	200	51847.045.050
4,5X25X25MM*	200	51847.045.025	4,5X40X25MM*	200	51847.045.040	4,5X60X25MM*	200	51847.045.060
4,5X30X25MM*	200	51847.045.030	4,5X45X25MM*	200	51847.045.045	4,5X70X25MM*	200	51847.045.070

51853 Woodscrew with washer 15mm Pozidriv / Houtschroef met tweedelige afdichtring 15mm met Pozidriv kruisgleuf / Vis de ferblanterie 2TG pces avec Epdm 25mm Pozidriv — R03A

Material Stainless steel A2
Surface treatment Copper plated



d x L x d_2	✉	Art.number	d x L x d_2	✉	Art.number	d x L x d_2	✉	Art.number
4,5X20X15MM*	100	51853.045.020	4,5X35X15MM*	100	51853.045.035	4,5X55X15MM*	100	51853.045.055
4,5X25X15MM*	100	51853.045.025	4,5X45X15MM*	100	51853.045.045	4,5X60X15MM*	100	51853.045.060
4,5X30X15MM*	100	51853.045.030	4,5X50X15MM*	100	51853.045.050	4,5X65X15MM*	100	51853.045.065

51855 Woodscrew with washer 20mm Pozidriv / Houtschroef met tweedelige afdichtring 20mm met Pozidriv kruisgleuf / Vis de ferblanterie 2TG pces avec Epdm 20mm Pozidriv — R03A

Material Stainless steel A2
Surface treatment Copper plated



d x L x d_2	✉	Art.number	d x L x d_2	✉	Art.number	d x L x d_2	✉	Art.number
4,5X20X20MM*	100	51855.045.020	4,5X35X20MM*	100	51855.045.035	4,5X55X20MM*	100	51855.045.055
4,5X25X20MM*	100	51855.045.025	4,5X50X20MM*	100	51855.045.050	4,5X60X20MM*	100	51855.045.060

FABORY

Woodscrew with washers Pozidriv

Houtschroef met driedelige afdichtring met kruisgleuf / Vis de ferblanterie 3pcs avec Epdm

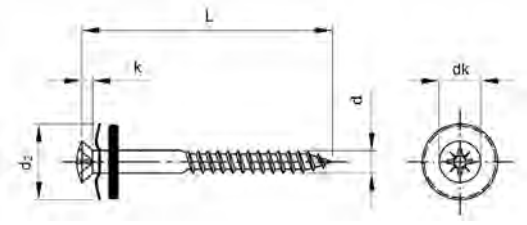



Technical Data

d	d_k	k	No. cross recess
4.5	8.3	2.35	2
5	9.2	2.5	2

Article groups

Driving features	Material	Surface treatment		Code	Page
Pozidriv	St.st. A2		ring ø=15mm	51757	6-240
Pozidriv	St.st. A2		ring ø=20mm	51759	6-240
Pozidriv	St.st. A2		ring ø=15mm	51781	6-240
Pozidriv	St.st. A2		ring ø=20mm	51785	6-241
Pozidriv	St.st. A2		ring ø=25mm	51787	6-241
Pozidriv	St.st. A2	Copper plated	ring ø=15mm	51844	6-241
Pozidriv	St.st. A2	Copper plated	ring ø=20mm	51846	6-241
Pozidriv	St.st. A2	Copper plated	ring ø=25mm	51848	6-241
Pozidriv	St.st. A2	Copper plated	ring ø=15mm	51854	6-242

51757 **Woodscrew with washers 15mm Pozidriv / Houtschroef met driedelige afdichtring 15mm met Pozidriv kruisgleuf / Vis de ferblanterie 3 pces avec Epdm 15mm Pozidriv** **R03A**

Material Stainless steel A2



d x L x d_2	✉	Art.number	d x L x d_2	✉	Art.number	d x L x d_2	✉	Art.number
4,5X25X15MM*	100	51757.045.025	4,5X35X15MM*	100	51757.045.035	4,5X55X15MM*	100	51757.045.055
4,5X30X15MM*	100	51757.045.030	4,5X45X15MM*	100	51757.045.045	4,5X60X15MM*	100	51757.045.060

51759 **Woodscrew with washers 20mm Pozidriv / Houtschroef met driedelige afdichtring 20mm met Pozidriv kruisgleuf / Vis de ferblanterie 3 pces avec Epdm 20mm Pozidriv** **R03A**

Material Stainless steel A2



d x L x d_2	✉	Art.number	d x L x d_2	✉	Art.number	d x L x d_2	✉	Art.number
4,5X30X20MM*	100	51759.045.030	4,5X40X20MM*	100	51759.045.040	4,5X50X20MM*	100	51759.045.050

51781 **Woodscrew with washers 15mm Pozidriv / Houtschroef met driedelige afdichtring 15mm met Pozidriv kruisgleuf / Vis de ferblanterie 3 pces avec Epdm 15mm Pozidriv** **R03A**

Material Stainless steel A2



d x L x d_2	✉	Art.number	d x L x d_2	✉	Art.number	d x L x d_2	✉	Art.number
4,5X20X15MM*	200	51781.045.020	4,5X55X15MM*	200	51781.045.055	4,5X100X15MM*	100	51781.045.100
4,5X25X15MM*	200	51781.045.025	4,5X60X15MM*	200	51781.045.060	4,5X120X15MM*	100	51781.045.120
4,5X30X15MM*	200	51781.045.030	4,5X65X15MM*	200	51781.045.065	4,5X150X15MM*	100	51781.045.150
4,5X35X15MM*	200	51781.045.035	4,5X70X15MM*	200	51781.045.070			
4,5X40X15MM*	200	51781.045.040	4,5X80X15MM*	200	51781.045.080	5,0X180X15MM*	100	51781.050.180
4,5X45X15MM*	200	51781.045.045	4,5X90X15MM*	200	51781.045.090	5,0X200X15MM*	100	51781.050.200
4,5X50X15MM*	200	51781.045.050						

51785 Woodscrew with washers 20mm Pozidriv / Houtschroef met driedelige afdichtring 20mm met Pozidriv kruisgleuf / Vis de ferblanterie 3 pces avec Epdm 20mm Pozidriv — R03A

Material Stainless steel A2



d x L x d_2	✉	Art.number	d x L x d_2	✉	Art.number	d x L x d_2	✉	Art.number
4,5X20X20MM*	200	51785.045.020	4,5X35X20MM*	200	51785.045.035	4,5X60X20MM*	200	51785.045.060
4,5X25X20MM*	200	51785.045.025	4,5X45X20MM*	200	51785.045.045	4,5X70X20MM*	200	51785.045.070
4,5X30X20MM*	200	51785.045.030	4,5X55X20MM*	200	51785.045.055	4,5X80X20MM*	200	51785.045.080

51787 Woodscrew with washers 25mm Pozidriv / Houtschroef met driedelige afdichtring 25mm met Pozidriv kruisgleuf / Vis de ferblanterie 3 pces avec Epdm 25mm Pozidriv — R03A

Material Stainless steel A2



d x L x d_2	✉	Art.number	d x L x d_2	✉	Art.number	d x L x d_2	✉	Art.number
4,5X20X25MM*	200	51787.045.020	4,5X35X25MM*	200	51787.045.035	4,5X70X25MM*	200	51787.045.070
4,5X25X25MM*	200	51787.045.025	4,5X60X25MM*	200	51787.045.060			

51844 Woodscrew with washers 15mm Pozidriv / Houtschroef met driedelige afdichtring 15mm met Pozidriv kruisgleuf / Vis de ferblanterie 3 pces avec Epdm 15mm Pozidriv — R03A

Material Stainless steel A2
Surface treatment Copper plated



d x L x d_2	✉	Art.number	d x L x d_2	✉	Art.number	d x L x d_2	✉	Art.number
4,5X20X15MM*	200	51844.045.020	4,5X60X15MM*	200	51844.045.060	4,5X150X15MM*	100	51844.045.150
4,5X25X15MM*	200	51844.045.025	4,5X70X15MM*	200	51844.045.070			
4,5X35X15MM*	200	51844.045.035	4,5X80X15MM*	200	51844.045.080	5,0X180X15MM*	100	51844.050.180
4,5X45X15MM*	200	51844.045.045	4,5X100X15MM*	100	51844.045.100	5,0X200X15MM*	100	51844.050.200
4,5X55X15MM*	200	51844.045.055	4,5X120X15MM*	100	51844.045.120			

51846 Woodscrew with washers 20mm Pozidriv / Houtschroef met driedelige afdichtring 20mm met Pozidriv kruisgleuf / Vis de ferblanterie 3 pces avec Epdm 20mm Pozidriv — R03A

Material Stainless steel A2
Surface treatment Copper plated



d x L x d_2	✉	Art.number	d x L x d_2	✉	Art.number	d x L x d_2	✉	Art.number
4,5X20X20MM*	200	51846.045.020	4,5X35X20MM*	200	51846.045.035	4,5X60X20MM*	200	51846.045.060
4,5X25X20MM*	200	51846.045.025	4,5X50X20MM*	200	51846.045.050	4,5X70X20MM*	200	51846.045.070

51848 Woodscrew with washers 25mm Pozidriv / Houtschroef met driedelige afdichtring 25mm met Pozidriv kruisgleuf / Vis de ferblanterie 3 pces avec Epdm 25mm Pozidriv — R03A

Material Stainless steel A2
Surface treatment Copper plated



d x L x d_2	✉	Art.number	d x L x d_2	✉	Art.number
4,5X35X25MM*	200	51848.045.035	4,5X45X25MM*	200	51848.045.045

6

51854	Woodscrew with washers 15mm Pozidriv / Houtschroef met driedelige afdichtring 15mm met Pozidriv kruisgleuf / Vis de ferblanterie 3 pces avec Epdm 15mm Pozidriv	R03A

Material Stainless steel A2
Surface treatment Copper plated



d x L x d_2	✉	Art.number	d x L x d_2	✉	Art.number	d x L x d_2	✉	Art.number
4,5X25X15MM*	100	51854.045.025	4,5X60X15MM*	100	51854.045.060	4,5X80X15MM*	100	51854.045.080
4,5X45X15MM*	100	51854.045.045						

Woodscrew with washer hexalobular

Houtschroef met tweedelige afdichtring met T-ster / Vis de ferblanterie 2 pces avec Epdm

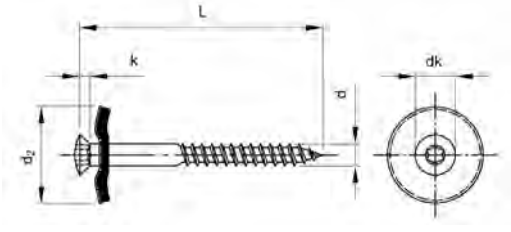



6

Technical Data

d	d_k	k	Socket
4.5	8.3	2.35	T20
5	9.2	2.5	T20
5.5	8.3	5.1	T20

Article groups

Driving features	Material	Surface treatment		Code	Page
Hexalobular	St.st. A2		ring ø=15mm	51748	6-242
Hexalobular	St.st. A2		ring ø=20mm	51754	6-242
Hexalobular	St.st. A2		ring ø=15mm	51792	6-243
Hexalobular	St.st. A2		ring ø=20mm	51794	6-243
Hexalobular	St.st. A2		ring ø=25mm	51796	6-243
Hexalobular	St.st. A2	Copper plated	ring ø=15mm	51849	6-243
Hexalobular	St.st. A2	Copper plated	ring ø=20mm	51851	6-244
Hexalobular	St.st. A2	Copper plated	ring ø=15mm	51857	6-244
Hexalobular	St.st. A2	Copper plated	ring ø=15mm	51859	6-244
Hexalobular	St.st. A2	Copper plated	ring ø=20mm	51862	6-244

51748	Woodscrew with washer 15mm hexalobular / Houtschroef met tweedelige afdichtring 15mm met T-ster / Vis de ferblanterie 2 pces avec Epdm 15mm TX	R03A

Material Stainless steel A2



d x L x d_2	✉	Art.number	d x L x d_2	✉	Art.number	d x L x d_2	✉	Art.number
4,5X25X15MM*	100	51748.045.025	4,5X80X15MM*	100	51748.045.080	5,0X200X15MM*	100	51748.050.200
4,5X35X15MM*	100	51748.045.035	4,5X100X15MM*	100	51748.045.100	5,0X220X15MM*	100	51748.050.220
4,5X45X15MM*	100	51748.045.045	4,5X120X15MM*	100	51748.045.120	5,0X250X15MM*	100	51748.050.250
4,5X55X15MM*	100	51748.045.055	4,5X150X15MM*	100	51748.045.150	5,0X280X15MM*	100	51748.050.280
4,5X60X15MM*	100	51748.045.060				5,0X300X15MM*	100	51748.050.300
4,5X65X15MM*	100	51748.045.065	5,0X180X15MM*	100	51748.050.180			

51754	Woodscrew with washer 20mm hexalobular / Houtschroef met tweedelige afdichtring 20mm met T-ster / Vis de ferblanterie 2 pces avec Epdm 20mm TX	R03A

Material Stainless steel A2



d x L x d_2	✉	Art.number	d x L x d_2	✉	Art.number	d x L x d_2	✉	Art.number
4,5X25X15MM*	200	51754.045.025	4,5X45X15MM*	200	51754.045.045	4,5X65X15MM*	100	51754.045.065
4,5X35X15MM*	200	51754.045.035	4,5X60X15MM*	200	51754.045.060	4,5X80X15MM*	100	51754.045.080

51754 Woodscrew with washer 20mm hexalobular / Houtschroef met tweedelige afdichtring 20mm met T-ster / Vis de ferblanterie 2 pces avec Epdm 20mm TX

d x L x d_2	✉	Art.number	d x L x d_2	✉	Art.number	d x L x d_2	✉	Art.number
4,5X100X15MM*	100	51754.045.100	4,5X120X15MM*	100	51754.045.120	4,5X150X15MM*	100	51754.045.150

51792 Woodscrew with washer 15mm hexalobular / Houtschroef met tweedelige afdichtring 15mm met T-ster / Vis de ferblanterie 2 pces avec Epdm 15mm TX

R03A

Material Stainless steel A2



d x L x d_2	✉	Art.number	d x L x d_2	✉	Art.number	d x L x d_2	✉	Art.number
4,5X20X15MM*	200	51792.045.020	4,5X60X15MM*	200	51792.045.060			
4,5X25X15MM*	200	51792.045.025	4,5X65X15MM*	200	51792.045.065	5,0X180X15MM*	100	51792.050.180
4,5X30X15MM*	200	51792.045.030	4,5X70X15MM*	200	51792.045.070	5,0X200X15MM*	100	51792.050.200
4,5X35X15MM*	200	51792.045.035	4,5X80X15MM*	200	51792.045.080	5,0X220X15MM*	100	51792.050.220
4,5X40X15MM*	200	51792.045.040	4,5X90X15MM*	200	51792.045.090	5,0X250X15MM*	100	51792.050.250
4,5X45X15MM	200	51792.045.045	4,5X120X15MM*	100	51792.045.120	5,0X280X15MM*	100	51792.050.280
4,5X50X15MM*	200	51792.045.050	4,5X150X15MM*	100	51792.045.150	5,0X300X15MM*	100	51792.050.300
4,5X55X15MM*	200	51792.045.055						

51794 Woodscrew with washer 20mm hexalobular / Houtschroef met tweedelige afdichtring 20mm met T-ster / Vis de ferblanterie 2 pces avec Epdm 20mm TX

R03A

Material Stainless steel A2



d x L x d_2	✉	Art.number	d x L x d_2	✉	Art.number	d x L x d_2	✉	Art.number
4,5X20X20MM*	200	51794.045.020	4,5X55X20MM*	200	51794.045.055	4,5X150X20MM*	100	51794.045.150
4,5X25X20MM*	200	51794.045.025	4,5X60X20MM*	200	51794.045.060			
4,5X30X20MM*	200	51794.045.030	4,5X65X20MM*	100	51794.045.065	5,0X180X20MM*	100	51794.050.180
4,5X35X20MM*	200	51794.045.035	4,5X70X20MM*	100	51794.045.070	5,0X200X20MM*	100	51794.050.200
4,5X40X20MM*	200	51794.045.040	4,5X80X20MM*	100	51794.045.080	5,0X220X20MM*	100	51794.050.220
4,5X45X20MM*	200	51794.045.045	4,5X100X20MM*	100	51794.045.100	5,0X250X20MM*	100	51794.050.250
4,5X50X20MM*	200	51794.045.050	4,5X120X20MM*	100	51794.045.120			

51796 Woodscrew with washer 25mm hexalobular / Houtschroef met tweedelige afdichtring 25mm met T-ster / Vis de ferblanterie 2 pces avec Epdm 25mm TX

R03A

Material Stainless steel A2



d x L x d_2	✉	Art.number	d x L x d_2	✉	Art.number	d x L x d_2	✉	Art.number
4,5X20X25MM*	200	51796.045.020	4,5X45X25MM*	200	51796.045.045	4,5X60X25MM*	200	51796.045.060
4,5X25X25MM*	200	51796.045.025	4,5X55X25MM*	200	51796.045.055	4,5X70X25MM*	100	51796.045.070
4,5X35X25MM*	200	51796.045.035						

51849 Woodscrew with washer 15mm hexalobular / Houtschroef met tweedelige afdichtring 15mm met T-ster / Vis de ferblanterie 2 pces avec Epdm 15mm TX

R03A

Material Stainless steel A2
Surface treatment Copper plated



d x L x d_2	✉	Art.number	d x L x d_2	✉	Art.number	d x L x d_2	✉	Art.number
4,5X20X15MM*	200	51849.045.020	4,5X60X15MM*	200	51849.045.060	4,5X180X15MM*	100	51849.045.180
4,5X25X15MM*	200	51849.045.025	4,5X65X15MM*	200	51849.045.065			
4,5X30X15MM*	200	51849.045.030	4,5X70X15MM*	200	51849.045.070	5,0X200X15MM*	100	51849.050.200
4,5X35X15MM*	200	51849.045.035	4,5X80X15MM*	200	51849.045.080	5,0X220X15MM*	100	51849.050.220
4,5X40X15MM*	200	51849.045.040	4,5X90X15MM*	200	51849.045.090	5,0X250X15MM*	100	51849.050.250
4,5X45X15MM*	200	51849.045.045	4,5X100X15MM*	100	51849.045.100	5,0X280X15MM*	100	51849.050.280
4,5X50X15MM*	200	51849.045.050	4,5X120X15MM*	100	51849.045.120	5,0X300X15MM*	100	51849.050.300
4,5X55X15MM*	200	51849.045.055	4,5X150X15MM*	100	51849.045.150			

FABORY

51851 Woodscrew with washer 20mm hexalobular / Houtschroef met tweedelige afdichtring 20mm met T-ster / Vis de ferblanterie 2 pces avec Epdm 20mm TX — R03A

Material Stainless steel A2
Surface treatment Copper plated



d x L x d_2	✉	Art.number	d x L x d_2	✉	Art.number	d x L x d_2	✉	Art.number
4,5X20X20MM*	200	51851.045.020	4,5X55X20MM*	200	51851.045.055			
4,5X25X20MM*	200	51851.045.025	4,5X60X20MM*	200	51851.045.060	5,0X200X20MM*	100	51851.050.200
4,5X30X20MM*	200	51851.045.030	4,5X65X20MM*	100	51851.045.065	5,0X220X20MM*	100	51851.050.220
4,5X35X20MM*	200	51851.045.035	4,5X70X20MM*	100	51851.045.070	5,0X250X20MM*	100	51851.050.250
4,5X40X20MM*	200	51851.045.040	4,5X80X20MM*	100	51851.045.080	5,0X280X20MM*	100	51851.050.280
4,5X45X20MM*	200	51851.045.045	4,5X100X20MM*	100	51851.045.100	5,0X300X20MM*	100	51851.050.300
4,5X50X20MM*	200	51851.045.050	4,5X120X20MM*	100	51851.045.120			

51857 Woodscrew with washer 15mm hexalobular / Houtschroef met tweedelige afdichtring 15mm met T-ster / Vis de ferblanterie 2 pces avec Epdm 15mm TX — R03A

Material Stainless steel A2
Surface treatment Copper plated



d x L x d_2	✉	Art.number	d x L x d_2	✉	Art.number	d x L x d_2	✉	Art.number
4,5X25X15MM*	100	51857.045.025	4,5X45X15MM*	100	51857.045.045	4,5X55X15MM*	100	51857.045.055
4,5X35X15MM*	100	51857.045.035						

51859 Woodscrew with washer 15mm hexalobular / Houtschroef met tweedelige afdichtring 15mm met T-ster / Vis de ferblanterie 2 pces avec Epdm 15mm TX — R03A

Material Stainless steel A2
Surface treatment Copper plated



d x L x d_2	✉	Art.number	d x L x d_2	✉	Art.number	d x L x d_2	✉	Art.number
4,5X25X15MM*	100	51859.045.025	4,5X80X15MM*	100	51859.045.080			
4,5X35X15MM*	100	51859.045.035	4,5X100X15MM*	100	51859.045.100	5,0X200X15MM*	100	51859.050.200
4,5X45X15MM*	100	51859.045.045	4,5X120X15MM*	100	51859.045.120	5,0X220X15MM*	100	51859.050.220
4,5X55X15MM*	100	51859.045.055	4,5X150X15MM*	100	51859.045.150	5,0X250X15MM*	100	51859.050.250

51862 Woodscrew with washer 20mm hexalobular / Houtschroef met tweedelige afdichtring 20mm met T-ster / Vis de ferblanterie 2 pces avec Epdm 20mm TX — R03A

Material Stainless steel A2
Surface treatment Copper plated



d x L x d_2	✉	Art.number	d x L x d_2	✉	Art.number	d x L x d_2	✉	Art.number
4,5X25X20MM*	200	51862.045.025	4,5X60X20MM*	200	51862.045.060	4,5X100X20MM*	100	51862.045.100
4,5X35X20MM*	200	51862.045.035	4,5X65X20MM*	100	51862.045.065	4,5X120X20MM*	100	51862.045.120
4,5X45X20MM*	200	51862.045.045	4,5X80X20MM*	100	51862.045.080			

6

Woodscrew with washers hexalobular

Houtschroef met driedelige afdichtring met T-ster / Vis de ferblanterie 3 pces avec Epdm 15 mm

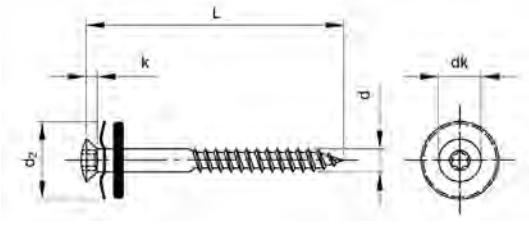

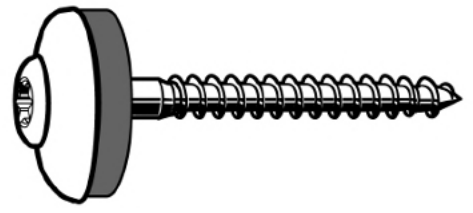

Technical Data

d	d_k	k	Socket
4.5	8.3	2.35	T20
5	9.2	2.5	T20

Article groups

Driving features	Material	Surface treatment		Code	Page
Hexalobular	St.st. A2		ring ø=15mm	51749	6-245
Hexalobular	St.st. A2		ring ø=15mm	51793	6-245
Hexalobular	St.st. A2		ring ø=20mm	51795	6-246
Hexalobular	St.st. A2		ring ø=25mm	51797	6-246
Hexalobular	St.st. A2	Copper plated	ring ø=15mm	51850	6-246
Hexalobular	St.st. A2	Copper plated	ring ø=20mm	51852	6-246
Hexalobular	St.st. A2	Copper plated	ring ø=15mm	51858	6-246
Hexalobular	St.st. A2	Copper plated	ring ø=15mm	51861	6-247

51749 **Woodscrew with washers 15mm hexalobular / Houtschroef met driedelige afdichtring 15mm met T-ster / Vis de ferblanterie 3 pces avec Epdm 15mm TX** **R03A**

Material Stainless steel A2



d x L x d_2	✉	Art.number	d x L x d_2	✉	Art.number	d x L x d_2	✉	Art.number
4,5X20X15MM*	100	51749.045.020	4,5X65X15MM*	100	51749.045.065	5,0X180X15MM*	100	51749.050.180
4,5X25X15MM*	100	51749.045.025	4,5X80X15MM*	100	51749.045.080	5,0X200X15MM*	100	51749.050.200
4,5X35X15MM*	100	51749.045.035	4,5X100X15MM*	100	51749.045.100	5,0X220X15MM*	100	51749.050.220
4,5X45X15MM*	100	51749.045.045	4,5X120X15MM*	100	51749.045.120	5,0X250X15MM*	100	51749.050.250
4,5X55X15MM*	100	51749.045.055	4,5X150X15MM*	100	51749.045.150	5,0X280X15MM*	100	51749.050.280
4,5X60X15MM*	100	51749.045.060				5,0X300X15MM*	100	51749.050.300

51793 **Woodscrew with washers 15mm hexalobular / Houtschroef met driedelige afdichtring 15mm met T-ster / Vis de ferblanterie 3 pces avec Epdm 15mm TX** **R03A**

Material Stainless steel A2



d x L x d_2	✉	Art.number	d x L x d_2	✉	Art.number	d x L x d_2	✉	Art.number
4,5X20X15MM*	200	51793.045.020	4,5X55X15MM*	200	51793.045.055	4,5X120X15MM*	100	51793.045.120
4,5X25X15MM*	200	51793.045.025	4,5X60X15MM*	200	51793.045.060	4,5X150X15MM*	100	51793.045.150
4,5X30X15MM*	200	51793.045.030	4,5X65X15MM*	200	51793.045.065			
4,5X35X15MM*	200	51793.045.035	4,5X70X15MM*	200	51793.045.070	5,0X180X15MM*	100	51793.050.180
4,5X40X15MM*	200	51793.045.040	4,5X80X15MM*	200	51793.045.080	5,0X200X15MM*	100	51793.050.200
4,5X45X15MM*	200	51793.045.045	4,5X90X15MM*	200	51793.045.090	5,0X250X15MM*	100	51793.050.250
4,5X50X15MM*	200	51793.045.050	4,5X100X15MM*	100	51793.045.100	5,0X300X15MM*	100	51793.050.300

FABORY

51795 Woodscrew with washers 20mm hexalobular / Houtschroef met driedelige afdichtring 20mm met T-ster / Vis de ferblanterie 3 pces avec Epdm 20mm TX — R03A

Material Stainless steel A2



d x L x d_2	✉	Art.number	d x L x d_2	✉	Art.number	d x L x d_2	✉	Art.number
4,5X20X20MM*	200	51795.045.020	4,5X40X20MM*	200	51795.045.040	4,5X60X20MM*	200	51795.045.060
4,5X25X20MM*	200	51795.045.025	4,5X45X20MM*	200	51795.045.045	4,5X65X20MM*	100	51795.045.065
4,5X30X20MM*	200	51795.045.030	4,5X50X20MM*	200	51795.045.050	4,5X70X20MM*	100	51795.045.070
4,5X35X20MM*	200	51795.045.035	4,5X55X20MM*	200	51795.045.055	4,5X80X20MM*	100	51795.045.080

51797 Woodscrew with washers 25mm hexalobular / Houtschroef met driedelige afdichtring 25mm met T-ster / Vis de ferblanterie 3 pces avec Epdm 25mm TX — R03A

Material Stainless steel A2



d x L x d_2	✉	Art.number	d x L x d_2	✉	Art.number	d x L x d_2	✉	Art.number
4,5X25X25MM*	200	51797.045.025	4,5X45X25MM*	200	51797.045.045	4,5X55X25MM*	200	51797.045.055
4,5X35X25MM*	200	51797.045.035						

6

51850 Woodscrew with washers 15mm hexalobular / Houtschroef met driedelige afdichtring 15mm met T-ster / Vis de ferblanterie 3 pces avec Epdm 15mm TX — R03A

Material Stainless steel A2
Surface treatment Copper plated



d x L x d_2	✉	Art.number	d x L x d_2	✉	Art.number	d x L x d_2	✉	Art.number
4,5X20X15MM*	200	51850.045.020	4,5X65X15MM*	200	51850.045.065	5,0X180X15MM*	100	51850.050.180
4,5X25X15MM*	200	51850.045.025	4,5X70X15MM*	200	51850.045.070	5,0X200X15MM*	100	51850.050.200
4,5X30X15MM*	200	51850.045.030	4,5X80X15MM*	200	51850.045.080	5,0X220X15MM*	100	51850.050.220
4,5X35X15MM*	200	51850.045.035	4,5X100X15MM*	100	51850.045.100	5,0X250X15MM*	100	51850.050.250
4,5X45X15MM*	200	51850.045.045	4,5X120X15MM*	100	51850.045.120	5,0X280X15MM*	100	51850.050.280
4,5X55X15MM*	200	51850.045.055	4,5X150X15MM*	100	51850.045.150	5,0X300X15MM*	100	51850.050.300
4,5X60X15MM*	200	51850.045.060						

51852 Woodscrew with washers 20mm hexalobular / Houtschroef met driedelige afdichtring 20mm met T-ster / Vis de ferblanterie 3 pces avec Epdm 20mm TX — R03A

Material Stainless steel A2
Surface treatment Copper plated



d x L x d_2	✉	Art.number	d x L x d_2	✉	Art.number	d x L x d_2	✉	Art.number
4,5X20X20MM*	200	51852.045.020	4,5X40X20MM*	200	51852.045.040	4,5X60X20MM*	200	51852.045.060
4,5X25X20MM*	200	51852.045.025	4,5X45X20MM*	200	51852.045.045	4,5X70X20MM*	100	51852.045.070
4,5X35X20MM*	200	51852.045.035	4,5X50X20MM*	200	51852.045.050			

51858 Woodscrew with washers 15mm hexalobular / Houtschroef met driedelige afdichtring 15mm met T-ster / Vis de ferblanterie 3 pces avec Epdm 15mm TX — R03A

Material Stainless steel A2
Surface treatment Copper plated



d x L x d_2	✉	Art.number	d x L x d_2	✉	Art.number
4,5X35X15MM*	100	51858.045.035	4,5X45X15MM*	100	51858.045.045

51861	Woodscrew with washers 15mm hexalobular / Houtschroef met driedelige afdichtring 15mm met T-ster / Vis de ferblanterie 3 pces avec Epdm 15mm TX	R03A

Material Stainless steel A2
Surface treatment Copper plated



d x L x d_2	✉	Art.number	d x L x d_2	✉	Art.number	d x L x d_2	✉	Art.number
4,5X20X15MM*	100	51861.045.020	4,5X65X15MM*	100	51861.045.065	5,0X180X15MM*	100	51861.050.180
4,5X25X15MM*	100	51861.045.025	4,5X80X15MM*	100	51861.045.080	5,0X200X15MM*	100	51861.050.200
4,5X35X15MM*	100	51861.045.035	4,5X100X15MM*	100	51861.045.100	5,0X220X15MM*	100	51861.050.220
4,5X45X15MM*	100	51861.045.045	4,5X120X15MM*	100	51861.045.120	5,0X250X15MM*	100	51861.050.250
4,5X55X15MM*	100	51861.045.055	4,5X150X15MM*	100	51861.045.150	5,0X280X15MM*	100	51861.050.280
4,5X60X15MM*	100	51861.045.060				5,0X300X15MM*	100	51861.050.300

Terrace screw cylindrical head

Terrasschroef met cilinderkop / Vis terrasse tête cylindrique, double filet

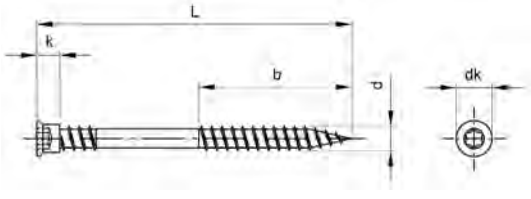



6

Technical Data

d	d_k	k	Socket
5.5	8	5.1	No.25

55561	Terrace screw cylindrical head / Terrasschroef met cilinderkop / Vis terrasse tête cylindrique, double filet	R03A

Material Stainless steel A4



d x L x b	✉	Art.number	d x L x b	✉	Art.number	d x L x b	✉	Art.number
5,5X40X18MM*	100	55561.055.040	5,5X70X34MM*	100	55561.055.070	5,5X90X36MM*	100	55561.055.090
5,5X50X18MM*	100	55561.055.050	5,5X80X36MM*	100	55561.055.080	5,5X100X36MM*	100	55561.055.100
5,5X60X24MM*	100	55561.055.060						

FABORY

Hexagon head lag screws asme b18.2.1

Zeskant houtdraadbout ASME b18.2.1 / Vis à tête hexagonale asme b18.2.1

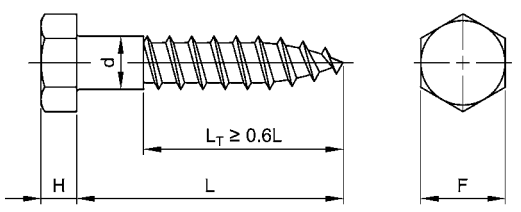

ASME B18.2.1



Technical Data

d	D	F	H
1/4	1/4	7/16	11/64
5/16	5/16	1/2	7/32
3/8	3/8	9/16	1/4
1/2	1/2	3/4	11/32
5/8	5/8	15/16	27/64
3/4	3/4	1.1/8	1/2

6

Article groups

Driving features	Material	Class	Surface treatment	Code	Page
Hexagon	St. ASTM A307	Gr.A	ZPL	U08280	6-248
Hexagon	St. ASTM A307	Gr.A	HDG	U08450	6-248
Hexagon	St.st. AISI 304			U51900	6-249

U08280 Hexagon head lag screws asme b18.2.1 / Zeskant houtdraadbout ASME b18.2.1 / Vis à tête hexagonale asme b18.2.1 X01A

Material Carbon steel ASTM A307
Class Gr.A
Surface treatment Zinc plated



d x L	✉	Art.number	d x L	✉	Art.number	d x L	✉	Art.number
1/4X1 Inch*	100	U08280.025.0100	5/16X5 Inch*	50	U08280.031.0500	1/2X4.1/2*	25	U08280.050.0450
1/4X1.1/4*	100	U08280.025.0125	5/16X6 Inch*	50	U08280.031.0600	1/2X5 Inch*	25	U08280.050.0500
1/4X1.1/2*	100	U08280.025.0150				1/2X6 Inch*	25	U08280.050.0600
1/4X1.3/4*	100	U08280.025.0175	3/8X1 Inch*	100	U08280.037.0100	1/2X7 Inch*	25	U08280.050.0700
1/4X2 Inch*	100	U08280.025.0200	3/8X1.1/4*	100	U08280.037.0125	1/2X8 Inch*	25	U08280.050.0800
1/4X2.1/2*	100	U08280.025.0250	3/8X1.1/2*	100	U08280.037.0150			
1/4X3 Inch*	100	U08280.025.0300	3/8X1.3/4*	100	U08280.037.0175	5/8X3 Inch*	25	U08280.062.0300
1/4X3.1/2*	100	U08280.025.0350	3/8X2 Inch*	100	U08280.037.0200	5/8X4 Inch*	25	U08280.062.0400
1/4X4 Inch*	100	U08280.025.0400	3/8X2.1/2*	50	U08280.037.0250	5/8X5 Inch*	25	U08280.062.0500
1/4X4.1/2*	100	U08280.025.0450	3/8X3 Inch*	50	U08280.037.0300	5/8X6 Inch*	25	U08280.062.0600
1/4X5 Inch*	100	U08280.025.0500	3/8X3.1/2*	50	U08280.037.0350	5/8X7 Inch*	25	U08280.062.0700
1/4X6 Inch*	100	U08280.025.0600	3/8X4 Inch*	50	U08280.037.0400	5/8X8 Inch*	10	U08280.062.0800
1/4X6.1/2*	100	U08280.025.0650	3/8X4.1/2*	50	U08280.037.0450	5/8X10 Inch*	5	U08280.062.1000
			3/8X5 Inch*	50	U08280.037.0500			
5/16X1 Inch*	100	U08280.031.0100	3/8X6 Inch*	50	U08280.037.0600	3/4X3 Inch*	20	U08280.075.0300
5/16X1.1/4*	100	U08280.031.0125	3/8X7 Inch*	50	U08280.037.0700	3/4X4 Inch*	20	U08280.075.0400
5/16X1.1/2*	100	U08280.031.0150	3/8X8 Inch*	50	U08280.037.0800	3/4X5 Inch*	20	U08280.075.0500
5/16X1.3/4*	100	U08280.031.0175				3/4X6 Inch*	20	U08280.075.0600
5/16X2 Inch*	100	U08280.031.0200	1/2X1.1/2*	50	U08280.050.0150	3/4X7 Inch*	10	U08280.075.0700
5/16X2.1/2*	100	U08280.031.0250	1/2X2 Inch*	50	U08280.050.0200	3/4X8 Inch*	10	U08280.075.0800
5/16X3 Inch*	100	U08280.031.0300	1/2X2.1/2*	50	U08280.050.0250	3/4X10 Inch*	5	U08280.075.1000
5/16X3.1/2*	50	U08280.031.0350	1/2X3 Inch*	50	U08280.050.0300	3/4X12 Inch*	2	U08280.075.1200
5/16X4 Inch*	50	U08280.031.0400	1/2X3.1/2*	25	U08280.050.0350			
5/16X4.1/2*	50	U08280.031.0450	1/2X4 Inch*	25	U08280.050.0400			

U08450 Hexagon head lag screws asme b18.2.1 / Zeskant houtdraadbout ASME b18.2.1 / Vis à tête hexagonale asme b18.2.1 X01A

Material Carbon steel ASTM A307
Class Gr.A
Surface treatment Hot dip galvanized



d x L	✉	Art.number	d x L	✉	Art.number	d x L	✉	Art.number
1/4X1 Inch*	100	U08450.025.0100	1/4X2.1/2*	100	U08450.025.0250	1/4X5 Inch*	100	U08450.025.0500
1/4X1.1/4*	100	U08450.025.0125	1/4X3 Inch*	100	U08450.025.0300	1/4X6 Inch*	100	U08450.025.0600
1/4X1.1/2*	100	U08450.025.0150	1/4X3.1/2*	100	U08450.025.0350			
1/4X2 Inch*	100	U08450.025.0200	1/4X4 Inch*	100	U08450.025.0400	5/16X1 Inch*	100	U08450.031.0100

Go to www.fabory.com for all your tools, safety and metalworking products

U08450 Hexagon head lag screws asme b18.2.1 / Zeskant houtdraadbout ASME b18.2.1 / Vis à tête hexagonale asme b18.2.1 ←

d x L	✉	Art.number	d x L	✉	Art.number	d x L	✉	Art.number
5/16X1.1/2*	100	U08450.031.0150	3/8X7 Inch*	50	U08450.037.0700			
5/16X2 Inch*	100	U08450.031.0200	3/8X8 Inch*	50	U08450.037.0800	5/8X3 Inch*	25	U08450.062.0300
5/16X2.1/2*	100	U08450.031.0250	3/8X10 Inch*	50	U08450.037.1000	5/8X3.1/2*	25	U08450.062.0350
5/16X3 Inch*	100	U08450.031.0300				5/8X4 Inch*	25	U08450.062.0400
5/16X3.1/2*	50	U08450.031.0350	1/2X2 Inch*	50	U08450.050.0200	5/8X5 Inch*	25	U08450.062.0500
5/16X4 Inch*	50	U08450.031.0400	1/2X2.1/2*	50	U08450.050.0250	5/8X6 Inch*	25	U08450.062.0600
5/16X5 Inch*	50	U08450.031.0500	1/2X3 Inch*	50	U08450.050.0300	5/8X7 Inch*	25	U08450.062.0700
5/16X6 Inch*	50	U08450.031.0600	1/2X3.1/2*	25	U08450.050.0350	5/8X8 Inch*	10	U08450.062.0800
			1/2X4 Inch*	25	U08450.050.0400	5/8X10 Inch*	5	U08450.062.1000
3/8X1.1/2*	100	U08450.037.0150	1/2X4.1/2*	25	U08450.050.0450			
3/8X2 Inch*	100	U08450.037.0200	1/2X5 Inch*	25	U08450.050.0500	3/4X4 Inch*	20	U08450.075.0400
3/8X2.1/2*	50	U08450.037.0250	1/2X6 Inch*	25	U08450.050.0600	3/4X5 Inch*	20	U08450.075.0500
3/8X3 Inch*	50	U08450.037.0300	1/2X7 Inch*	25	U08450.050.0700	3/4X6 Inch*	20	U08450.075.0600
3/8X3.1/2*	50	U08450.037.0350	1/2X8 Inch*	25	U08450.050.0800	3/4X7 Inch*	10	U08450.075.0700
3/8X4 Inch*	50	U08450.037.0400	1/2X9 Inch*	10	U08450.050.0900	3/4X8 Inch*	10	U08450.075.0800
3/8X4.1/2*	50	U08450.037.0450	1/2X10 Inch*	10	U08450.050.1000	3/4X10 Inch*	5	U08450.075.1000
3/8X5 Inch*	50	U08450.037.0500	1/2X12 Inch*	5	U08450.050.1200	3/4X12 Inch*	2	U08450.075.1200
3/8X6 Inch*	50	U08450.037.0600	1/2X14 Inch*	5	U08450.050.1400			

U51900 Hexagon head lag screws asme b18.2.1 / Zeskant houtdraadbout ASME b18.2.1 / Vis à tête hexagonale asme b18.2.1 X15A

Material Stainless steel AISI 304



d x L	✉	Art.number	d x L	✉	Art.number	d x L	✉	Art.number
1/4X1 Inch*	100	U51900.025.0100	5/16X3 Inch*	25	U51900.031.0300	3/8X4.1/2*	10	U51900.037.0450
1/4X1.1/4*	50	U51900.025.0125	5/16X3.1/2*	25	U51900.031.0350	3/8X5 Inch*	10	U51900.037.0500
1/4X1.1/2*	50	U51900.025.0150	5/16X4 Inch*	10	U51900.031.0400	3/8X6 Inch*	5	U51900.037.0600
1/4X2 Inch*	25	U51900.025.0200	5/16X5 Inch*	10	U51900.031.0500			
1/4X2.1/2*	25	U51900.025.0250	5/16X6 Inch*	10	U51900.031.0600	1/2X2 Inch*	25	U51900.050.0200
1/4X3 Inch*	25	U51900.025.0300				1/2X2.1/2*	25	U51900.050.0250
1/4X3.1/2*	25	U51900.025.0350	3/8X1.1/2*	25	U51900.037.0150	1/2X3 Inch*	10	U51900.050.0300
1/4X4 Inch*	25	U51900.025.0400	3/8X1.3/4*	25	U51900.037.0175	1/2X3.1/2*	10	U51900.050.0350
1/4X5 Inch*	10	U51900.025.0500	3/8X2 Inch*	25	U51900.037.0200	1/2X4 Inch*	10	U51900.050.0400
			3/8X2.1/2*	25	U51900.037.0250	1/2X4.1/2*	5	U51900.050.0450
5/16X1.1/2*	50	U51900.031.0150	3/8X3 Inch*	10	U51900.037.0300	1/2X5 Inch*	5	U51900.050.0500
5/16X2 Inch*	25	U51900.031.0200	3/8X3.1/2*	10	U51900.037.0350	1/2X6 Inch*	5	U51900.050.0600
5/16X2.1/2*	25	U51900.031.0250	3/8X4 Inch*	10	U51900.037.0400			

6

Woodscrew slotted round head asme b18.6.1

Houtschroef met ronde kop met zaagsnede, ASME b18.6.1 / Vis à bois tête ronde fendue asme b18.6.1

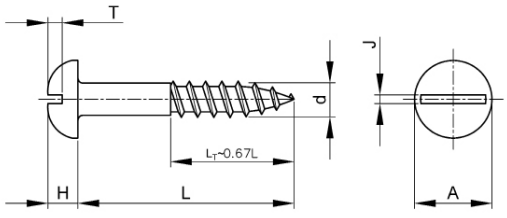

ASME B18.6.1



Technical Data

d	A (max.)	H (max.)	J (min.)	T (min.)
#6	0.260	0.103	0.039	0.051
#8	0.309	0.120	0.045	0.058
#10	0.359	0.137	0.050	0.065

6

Article groups

Driving features	Material	Surface treatment	Code	Page
Slotted	St. SAE	ZPL	U25110	6-250
Slotted	St.st. AISI 304		U51860	6-250

U25110 **Woodscrew slotted round head asme b18.6.1 / Houtschroef met ronde kop met zaagsnede, ASME b18.6.1 / Vis à bois tête ronde fendue asme b18.6.1** **X01A**

Material Carbon steel SAE
Surface treatment Zinc plated



d x L	✉	Art.number	d x L	✉	Art.number	d x L	✉	Art.number
#6X1/2*	100	U25110.013.0050	#8X3/4*	100	U25110.016.0075			
#6X1 Inch*	100	U25110.013.0100	#8X1 Inch*	100	U25110.016.0100	#10X1 Inch*	100	U25110.019.0100
#6X1.1/4*	100	U25110.013.0125	#8X1.1/4*	100	U25110.016.0125	#10X1.1/4*	100	U25110.019.0125
#6X1.1/2*	100	U25110.013.0150	#8X1.1/2*	100	U25110.016.0150	#10X1.1/2*	100	U25110.019.0150

U51860 **Woodscrew slotted round head asme b18.6.1 / Houtschroef met ronde kop met zaagsnede, ASME b18.6.1 / Vis à bois tête ronde fendue asme b18.6.1** **X15A**

Material Stainless steel AISI 304



d x L	✉	Art.number	d x L	✉	Art.number	d x L	✉	Art.number
#6X1/2*	100	U51860.013.0050	#8X3/4*	100	U51860.016.0075			
#6X1 Inch*	100	U51860.013.0100	#8X1 Inch*	100	U51860.016.0100	#10X1 Inch*	100	U51860.019.0100
#6X1.1/4*	100	U51860.013.0125	#8X1.1/4*	100	U51860.016.0125	#10X1.1/4*	100	U51860.019.0125
#6X1.1/2*	100	U51860.013.0150	#8X1.1/2*	100	U51860.016.0150	#10X1.1/2*	100	U51860.019.0150

Cross reccessed flat 82º head asme b18.6.1

Verzonkenkop houtschroef 82º met kruisgleuf ASME b18.6.1 / Vis à tête fraisée 82º cruciforme asme b18.6.1

ASME B18.6.1

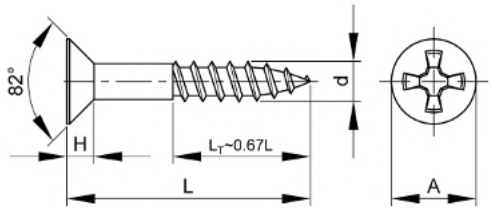

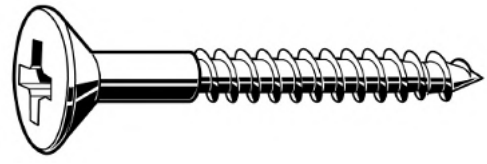

Technical Data

d	A (max.)	Driver size	H	α
#4	0.225	#1	0.067	82°
#5	0.252	#2	0.075	82°
#6	0.279	#2	0.083	82°
#7	0.305	#2	0.091	82°
#8	0.332	#2	0.100	82°
#10	0.385	#3	0.116	82°
#12	0.438	#3	0.132	82°
#14	0.507	#3	0.153	82°

Article groups

Driving features	Material	Surface treatment	Code	Page
Phillips	St. SAE	ZPL	U25120	6-251
Phillips	Br. CU2/CU3		U49876	6-252
Phillips	St.st. AISI 304		U51876	6-252

U25120 **Cross reccessed flat 82º head asme b18.6.1 / Verzonkenkop houtschroef 82º met kruisgleuf ASME b18.6.1 / Vis à tête fraisée 82º cruciforme asme b18.6.1** **X01A**

Material Carbon steel SAE
Surface treatment Zinc plated



d x L	✉	Art.number	d x L	✉	Art.number	d x L	✉	Art.number
#4X3/8*	100	U25120.011.0037	#7X1 Inch*	100	U25120.015.0100	#10X2.1/4*	100	U25120.019.0225
#4X1/2*	100	U25120.011.0050	#7X1.1/4*	100	U25120.015.0125	#10X2.1/2*	100	U25120.019.0250
#4X5/8*	100	U25120.011.0062	#7X1.1/2*	100	U25120.015.0150	#10X3 Inch*	100	U25120.019.0300
#4X3/4*	100	U25120.011.0075				#10X3.1/2*	100	U25120.019.0350
#4X1 Inch*	100	U25120.011.0100	#8X1/2*	100	U25120.016.0050			
#4X1.1/4*	100	U25120.011.0125	#8X5/8*	100	U25120.016.0062	#12X3/4*	100	U25120.021.0075
			#8X3/4*	100	U25120.016.0075	#12X1 Inch*	100	U25120.021.0100
#5X5/8*	100	U25120.012.0062	#8X7/8*	100	U25120.016.0087	#12X1.1/4*	100	U25120.021.0125
#5X3/4*	100	U25120.012.0075	#8X1 Inch*	100	U25120.016.0100	#12X1.1/2*	100	U25120.021.0150
#5X1 Inch*	100	U25120.012.0100	#8X1.1/4*	100	U25120.016.0125	#12X1.3/4*	100	U25120.021.0175
			#8X1.1/2*	100	U25120.016.0150	#12X2 Inch*	100	U25120.021.0200
#6X3/8*	100	U25120.013.0037	#8X1.3/4*	100	U25120.016.0175	#12X2.1/2*	100	U25120.021.0250
#6X1/2*	100	U25120.013.0050	#8X2 Inch*	100	U25120.016.0200	#12X3 Inch*	100	U25120.021.0300
#6X5/8*	100	U25120.013.0062	#8X2.1/2*	100	U25120.016.0250			
#6X3/4*	100	U25120.013.0075	#8X3 Inch*	100	U25120.016.0300	#14X1.1/4*	100	U25120.024.0125
#6X1 Inch*	100	U25120.013.0100				#14X1.1/2*	100	U25120.024.0150
#6X1.1/4*	100	U25120.013.0125	#10X5/8*	100	U25120.019.0062	#14X2 Inch*	100	U25120.024.0200
#6X1.1/2*	100	U25120.013.0150	#10X3/4*	100	U25120.019.0075	#14X2.1/2*	100	U25120.024.0250
#6X2 Inch*	100	U25120.013.0200	#10X1 Inch*	100	U25120.019.0100	#14X3 Inch*	100	U25120.024.0300
			#10X1.1/4*	100	U25120.019.0125	#14X3.1/2*	100	U25120.024.0350
#7X1/2*	100	U25120.015.0050	#10X1.1/2*	100	U25120.019.0150	#14X4 Inch*	100	U25120.024.0400
#7X5/8*	100	U25120.015.0062	#10X1.3/4*	100	U25120.019.0175			
#7X3/4*	100	U25120.015.0075	#10X2 Inch*	100	U25120.019.0200			

U49876	Cross reccessed flat 82° head asme b18.6.1 / Verzonkenkop houtschroef 82° met kruisgleuf ASME b18.6.1 / Vis à tête fraisée 82° cruciforme asme b18.6.1	X01A

Material Brass CU2/CU3



d x L	✉	Art.number	d x L	✉	Art.number	d x L	✉	Art.number
#4X3/8*	100	U49876.011.0037	#7X1 Inch*	100	U49876.015.0100	#10X2.1/4*	100	U49876.019.0225
#4X1/2*	100	U49876.011.0050	#7X1.1/4*	100	U49876.015.0125	#10X2.1/2*	100	U49876.019.0250
#4X5/8*	100	U49876.011.0062	#7X1.1/2*	100	U49876.015.0150	#10X3 Inch*	100	U49876.019.0300
#4X3/4*	100	U49876.011.0075				#10X3.1/2*	100	U49876.019.0350
#4X1 Inch*	100	U49876.011.0100	#8X1/2*	100	U49876.016.0050			
#4X1.1/4*	100	U49876.011.0125	#8X5/8*	100	U49876.016.0062	#12X3/4*	100	U49876.021.0075
			#8X3/4*	100	U49876.016.0075	#12X1 Inch*	100	U49876.021.0100
#5X5/8*	100	U49876.012.0062	#8X7/8*	100	U49876.016.0087	#12X1.1/4*	100	U49876.021.0125
#5X3/4*	100	U49876.012.0075	#8X1 Inch*	100	U49876.016.0100	#12X1.1/2*	100	U49876.021.0150
#5X1 Inch*	100	U49876.012.0100	#8X1.1/4*	100	U49876.016.0125	#12X1.3/4*	100	U49876.021.0175
			#8X1.1/2*	100	U49876.016.0150	#12X2 Inch*	100	U49876.021.0200
#6X3/8*	100	U49876.013.0037	#8X1.3/4*	100	U49876.016.0175	#12X2.1/2*	100	U49876.021.0250
#6X1/2*	100	U49876.013.0050	#8X2 Inch*	100	U49876.016.0200	#12X3 Inch*	100	U49876.021.0300
#6X5/8*	100	U49876.013.0062	#8X2.1/2*	100	U49876.016.0250			
#6X3/4*	100	U49876.013.0075	#8X3 Inch*	100	U49876.016.0300	#14X1.1/4*	100	U49876.024.0125
#6X1 Inch*	100	U49876.013.0100				#14X1.1/2*	100	U49876.024.0150
#6X1.1/4*	100	U49876.013.0125	#10X5/8*	100	U49876.019.0062	#14X2 Inch*	100	U49876.024.0200
#6X1.1/2*	100	U49876.013.0150	#10X3/4*	100	U49876.019.0075	#14X2.1/2*	100	U49876.024.0250
#6X2 Inch*	100	U49876.013.0200	#10X1 Inch*	100	U49876.019.0100	#14X3 Inch*	100	U49876.024.0300
			#10X1.1/4*	100	U49876.019.0125	#14X3.1/2*	100	U49876.024.0350
#7X1/2*	100	U49876.015.0050	#10X1.1/2*	100	U49876.019.0150	#14X4 Inch*	100	U49876.024.0400
#7X5/8*	100	U49876.015.0062	#10X1.3/4*	100	U49876.019.0175			
#7X3/4*	100	U49876.015.0075	#10X2 Inch*	100	U49876.019.0200			

U51876	Cross reccessed flat 82° head asme b18.6.1 / Verzonkenkop houtschroef 82° met kruisgleuf ASME b18.6.1 / Vis à tête fraisée 82° cruciforme asme b18.6.1	X15A

Material Stainless steel AISI 304



d x L	✉	Art.number	d x L	✉	Art.number	d x L	✉	Art.number
#4X3/8*	100	U51876.011.0037	#7X1 Inch*	100	U51876.015.0100	#10X2.1/4*	100	U51876.019.0225
#4X1/2*	100	U51876.011.0050	#7X1.1/4*	100	U51876.015.0125	#10X2.1/2*	100	U51876.019.0250
#4X5/8*	100	U51876.011.0062	#7X1.1/2*	100	U51876.015.0150	#10X3 Inch*	100	U51876.019.0300
#4X3/4*	100	U51876.011.0075				#10X3.1/2*	100	U51876.019.0350
#4X1 Inch*	100	U51876.011.0100	#8X1/2*	100	U51876.016.0050			
#4X1.1/4*	100	U51876.011.0125	#8X5/8*	100	U51876.016.0062	#12X3/4*	100	U51876.021.0075
			#8X3/4*	100	U51876.016.0075	#12X1 Inch*	100	U51876.021.0100
#5X5/8*	100	U51876.012.0062	#8X7/8*	100	U51876.016.0087	#12X1.1/4*	100	U51876.021.0125
#5X3/4*	100	U51876.012.0075	#8X1 Inch*	100	U51876.016.0100	#12X1.1/2*	100	U51876.021.0150
#5X1 Inch*	100	U51876.012.0100	#8X1.1/4*	100	U51876.016.0125	#12X1.3/4*	100	U51876.021.0175
			#8X1.1/2*	100	U51876.016.0150	#12X2 Inch*	100	U51876.021.0200
#6X3/8*	100	U51876.013.0037	#8X1.3/4*	100	U51876.016.0175	#12X2.1/2*	100	U51876.021.0250
#6X1/2*	100	U51876.013.0050	#8X2 Inch*	100	U51876.016.0200	#12X3 Inch*	100	U51876.021.0300
#6X5/8*	100	U51876.013.0062	#8X2.1/2*	100	U51876.016.0250			
#6X3/4*	100	U51876.013.0075	#8X3 Inch*	100	U51876.016.0300	#14X1.1/4*	100	U51876.024.0125
#6X1 Inch*	100	U51876.013.0100				#14X1.1/2*	100	U51876.024.0150
#6X1.1/4*	100	U51876.013.0125	#10X5/8*	100	U51876.019.0062	#14X2 Inch*	100	U51876.024.0200
#6X1.1/2*	100	U51876.013.0150	#10X3/4*	100	U51876.019.0075	#14X2.1/2*	100	U51876.024.0250
#6X2 Inch*	100	U51876.013.0200	#10X1 Inch*	100	U51876.019.0100	#14X3 Inch*	100	U51876.024.0300
			#10X1.1/4*	100	U51876.019.0125	#14X3.1/2*	100	U51876.024.0350
#7X1/2*	100	U51876.015.0050	#10X1.1/2*	100	U51876.019.0150	#14X4 Inch*	100	U51876.024.0400
#7X5/8*	100	U51876.015.0062	#10X1.3/4*	100	U51876.019.0175			
#7X3/4*	100	U51876.015.0075	#10X2 Inch*	100	U51876.019.0200			

Slotted flat 82º head asme b18.6.1

Verzonkenkop houtschroef 82º met zaagsnede, ASME b18.6.1 / Vis à tête fraisée 82º fendue asme b18.6.1

ASME B18.6.1

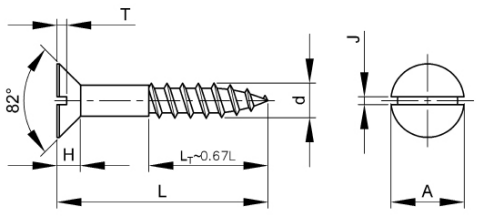



Technical Data

d	A (max.)	H	J (min.)	T (min.)	α
#4	0.225	0.067	0.031	0.020	82°
#5	0.252	0.075	0.035	0.022	82°
#6	0.279	0.083	0.039	0.024	82°
#8	0.332	0.100	0.045	0.029	82°
#10	0.385	0.116	0.050	0.034	82°

U25130 **Slotted flat 82º head asme b18.6.1 / Verzonkenkop houtschroef 82º met zaagsnede, ASME b18.6.1 / Vis à tête fraisée 82º fendue asme b18.6.1** **X01A**

Material Carbon steel SAE
Surface treatment Zinc plated



d x L	✉	Art.number	d x L	✉	Art.number	d x L	✉	Art.number
#4X1/2*	100	U25130.011.0050	#6X3/4*	100	U25130.013.0075	#8X1 Inch*	100	U25130.016.0100
#4X3/4*	100	U25130.011.0075	#6X1 Inch*	100	U25130.013.0100	#8X1.1/4*	100	U25130.016.0125
			#6X1.1/4*	100	U25130.013.0125	#8X1.1/2*	100	U25130.016.0150
#5X3/4*	100	U25130.012.0075	#6X1.1/2*	100	U25130.013.0150			
						#10X1 Inch*	100	U25130.019.0100
#6X1/2*	100	U25130.013.0050	#8X3/4*	100	U25130.016.0075	#10X1.1/2*	100	U25130.019.0150
#6X5/8*	100	U25130.013.0062						

FABORY

Cross reccessed round head asme b18.6.1

Houtschroef plat verzonken 82º kop, ASME b18.6.1 / Vis à tête ronde cruciforme asme b18.6.1

ASME B18.6.1

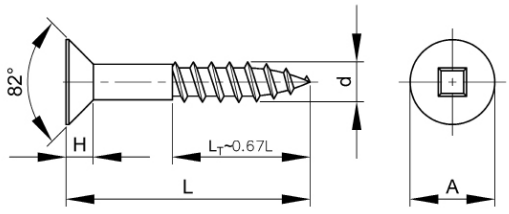

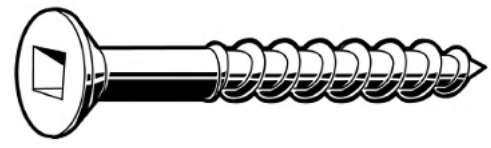

Technical Data

d	A (max.)	Driver size	H	α
#4	0.225	#0	0.067	82°
#6	0.279	#1	0.083	82°
#8	0.332	#2	0.100	82°
#10	0.385	#2	0.116	82°
#12	0.438	#3	0.132	82°

6

Article groups

Driving features	Material	Surface treatment	Code	Page
Square	St. SAE	ZPL	U25140	6-254
Square	St.st. AISI 304		U51877	6-254

U25140 **Cross reccessed round head asme b18.6.1 / Houtschroef plat verzonken 82º kop, ASME b18.6.1 / Vis à tête ronde cruciforme asme b18.6.1** **X01A**

Material Carbon steel SAE
Surface treatment Zinc plated



d x L	✉	Art.number	d x L	✉	Art.number	d x L	✉	Art.number
#4X1/2*	100	U25140.011.0050	#8X1 Inch*	100	U25140.016.0100	#10X1.3/4*	100	U25140.019.0175
#4X3/4*	100	U25140.011.0075	#8X1.1/4*	100	U25140.016.0125	#10X2 Inch*	100	U25140.019.0200
			#8X1.1/2*	100	U25140.016.0150	#10X2.1/2*	100	U25140.019.0250
#6X1/2*	100	U25140.013.0050	#8X2 Inch*	100	U25140.016.0200	#10X3 Inch*	100	U25140.019.0300
#6X3/4*	100	U25140.013.0075	#8X2.1/2*	100	U25140.016.0250			
#6X1 Inch*	100	U25140.013.0100	#8X3 Inch*	100	U25140.016.0300	#12X1 Inch*	100	U25140.021.0100
#6X1.1/4*	100	U25140.013.0125				#12X1.1/2*	100	U25140.021.0150
#6X1.1/2*	100	U25140.013.0150	#10X3/4*	100	U25140.019.0075	#12X2 Inch*	100	U25140.021.0200
			#10X1 Inch*	100	U25140.019.0100	#12X2.1/2*	100	U25140.021.0250
#8X1/2*	100	U25140.016.0050	#10X1.1/4*	100	U25140.019.0125	#12X3 Inch*	100	U25140.021.0300
#8X3/4*	100	U25140.016.0075	#10X1.1/2*	100	U25140.019.0150			

U51877 **Cross reccessed round head asme b18.6.1 / Houtschroef plat verzonken 82º kop, ASME b18.6.1 / Vis à tête ronde cruciforme asme b18.6.1** **X15A**

Material Stainless steel AISI 304



d x L	✉	Art.number	d x L	✉	Art.number	d x L	✉	Art.number
#6X1/2*	100	U51877.013.0050	#8X3/4*	100	U51877.016.0075			
#6X1 Inch*	100	U51877.013.0100	#8X1 Inch*	100	U51877.016.0100	#10X1 Inch*	100	U51877.019.0100
#6X1.1/4*	100	U51877.013.0125	#8X1.1/4*	100	U51877.016.0125	#10X1.1/4*	100	U51877.019.0125
#6X1.1/2*	100	U51877.013.0150	#8X1.1/2*	100	U51877.016.0150	#10X1.1/2*	100	U51877.019.0150

Woodscrew cross reccessed round head asme b18.6.1

Houtschroef ronde kop ASME b18.6.1 / Vis à bois tête ronde cruciforme asme b18.6.1

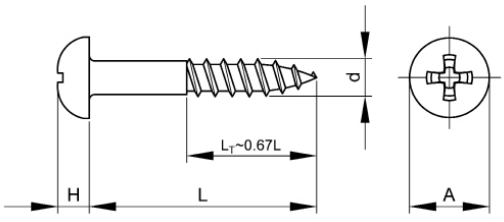

ASME B18.6.1



Technical Data

d	A (max.)	Driver size	H (max.)
#6	0.260	#2	0.103
#8	0.309	#2	0.120
#10	0.359	#2	0.137

Article groups

Driving features	Material	Surface treatment	Code	Page
Phillips	St. SAE	ZPL	U25710	6-255
Phillips	St.st. AISI 304		U51866	6-255

6

U25710 **Woodscrew cross reccessed round head asme b18.6.1 / Houtschroef ronde kop ASME b18.6.1 / Vis à bois tête ronde cruciforme asme b18.6.1** **X01A**

Material Carbon steel SAE
Surface treatment Zinc plated



d x L	✉	Art.number	d x L	✉	Art.number	d x L	✉	Art.number
#6X1/2*	100	U25710.013.0050	#8X3/4*	100	U25710.016.0075			
#6X1 Inch*	100	U25710.013.0100	#8X1 Inch*	100	U25710.016.0100	#10X1 Inch*	100	U25710.019.0100
#6X1.1/4*	100	U25710.013.0125	#8X1.1/4*	100	U25710.016.0125	#10X1.1/4*	100	U25710.019.0125
#6X1.1/2*	100	U25710.013.0150	#8X1.1/2*	100	U25710.016.0150	#10X1.1/2*	100	U25710.019.0150

U51866 **Woodscrew cross reccessed round head asme b18.6.1 / Houtschroef ronde kop ASME b18.6.1 / Vis à bois tête ronde cruciforme asme b18.6.1** **X15A**

Material Stainless steel AISI 304



d x L	✉	Art.number	d x L	✉	Art.number	d x L	✉	Art.number
#6X1/2*	100	U51866.013.0050	#8X3/4*	100	U51866.016.0075			
#6X1 Inch*	100	U51866.013.0100	#8X1 Inch*	100	U51866.016.0100	#10X1 Inch*	100	U51866.019.0100
#6X1.1/4*	100	U51866.013.0125	#8X1.1/4*	100	U51866.016.0125	#10X1.1/4*	100	U51866.019.0125
#6X1.1/2*	100	U51866.013.0150	#8X1.1/2*	100	U51866.016.0150	#10X1.1/2*	100	U51866.019.0150

FABORY

Woodscrew raised countersunk head asme b18.6.1

Bolverzonkenkop houtschroef met zaaggleuf asme b18.6.1 / Vis à bois tête à fraisée fendue asme b18.6.1

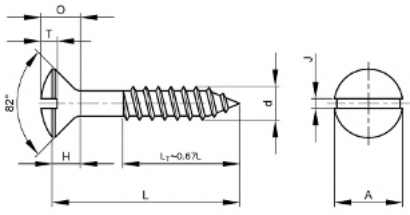

ASME B18.6.1



Technical Data

d	A (max.)	H	J (min.)	O (max.)	T (min.)	α
#4	0.225	0.067	0.031	0.104	0.049	82°
#6	0.279	0.083	0.039	0.128	0.060	82°
#8	0.332	0.100	0.045	0.152	0.072	82°
#10	0.385	0.116	0.050	0.176	0.084	82°
#12	0.438	0.132	0.056	0.200	0.096	82°
#14	0.507	0.153	0.064	0.232	0.112	82°

Article groups

Driving features	Material	Surface treatment	Code	Page
Slotted	St. SAE	ZPL	U25880	6-256
Slotted	Br. CU2/CU3		U49250	6-256
Slotted	St.st. AISI 304		U51880	6-257

U25880 **Woodscrew raised countersunk head asme b18.6.1 / Bolverzonkenkop houtschroef met zaaggleuf asme b18.6.1 / Vis à bois tête à fraisée fendue asme b18.6.1** **X01A**

Material Carbon steel SAE
Surface treatment Zinc plated



d x L	✉	Art.number	d x L	✉	Art.number	d x L	✉	Art.number
#4X1/2*	100	U25880.011.0050	#8X1/2*	100	U25880.016.0050	#10X2.1/2*	100	U25880.019.0250
#4X3/4*	100	U25880.011.0075	#8X3/4*	100	U25880.016.0075			
			#8X1.1/4*	100	U25880.016.0125	#12X1 Inch*	100	U25880.021.0100
#6X5/8*	100	U25880.013.0062	#8X1.1/2*	100	U25880.016.0150	#12X1.3/4*	100	U25880.021.0175
#6X3/4*	100	U25880.013.0075	#8X2.1/2*	100	U25880.016.0250			
#6X1 Inch*	100	U25880.013.0100				#14X1 Inch*	100	U25880.024.0100
#6X1.1/4*	100	U25880.013.0125	#10X1 Inch*	100	U25880.019.0100	#14X1.3/4*	100	U25880.024.0175
#6X1.1/2*	100	U25880.013.0150	#10X1.1/4*	100	U25880.019.0125			
			#10X1.1/2*	100	U25880.019.0150			

U49250 **Woodscrew raised countersunk head asme b18.6.1 / Bolverzonkenkop houtschroef met zaaggleuf asme b18.6.1 / Vis à bois tête à fraisée fendue asme b18.6.1** **X01A**

Material Brass CU2/CU3



d x L	✉	Art.number	d x L	✉	Art.number	d x L	✉	Art.number
#4X1/2*	100	U49250.011.0050	#8X1/2*	100	U49250.016.0050	#10X1.1/2*	100	U49250.019.0150
#4X3/4*	100	U49250.011.0075	#8X3/4*	100	U49250.016.0075	#10X2.1/2*	100	U49250.019.0250
			#8X1.1/4*	100	U49250.016.0125			
#6X5/8*	100	U49250.013.0062	#8X1.1/2*	100	U49250.016.0150	#12X1 Inch*	100	U49250.021.0100
#6X3/4*	100	U49250.013.0075	#8X2.1/2*	100	U49250.016.0250	#12X1.3/4*	100	U49250.021.0175
#6X1 Inch*	100	U49250.013.0100						
#6X1.1/4*	100	U49250.013.0125	#10X1 Inch*	100	U49250.019.0100	#14X1 Inch*	100	U49250.024.0100
#6X1.1/2*	100	U49250.013.0150	#10X1.1/4*	100	U49250.019.0125	#14X1.3/4*	100	U49250.024.0175

U51880	Woodscrew raised countersunk head asme b18.6.1 / Bolverzonkenkop houtschroef met zaaggleuf asme b18.6.1 / Vis à bois tête à fraisée fendue asme b18.6.1	X15A

Material Stainless steel AISI 304



d x L	✉	Art.number	d x L	✉	Art.number	d x L	✉	Art.number
#4X1/2*	100	U51880.011.0050	#8X1/2*	100	U51880.016.0050	#10X2.1/2*	100	U51880.019.0250
#4X3/4*	100	U51880.011.0075	#8X3/4*	100	U51880.016.0075			
			#8X1.1/4*	100	U51880.016.0125	#12X1 Inch*	100	U51880.021.0100
#6X5/8*	100	U51880.013.0062	#8X1.1/2*	100	U51880.016.0150	#12X1.3/4*	100	U51880.021.0175
#6X3/4*	100	U51880.013.0075	#8X2.1/2*	100	U51880.016.0250			
#6X1 Inch*	100	U51880.013.0100				#14X1 Inch*	100	U51880.024.0100
#6X1.1/4*	100	U51880.013.0125	#10X1 Inch*	100	U51880.019.0100	#14X1.3/4*	100	U51880.024.0175
#6X1.1/2*	100	U51880.013.0150	#10X1.1/4*	100	U51880.019.0125			
			#10X1.1/2*	100	U51880.019.0150			

Cross recessed dry wall screw

Gipskartonschroef (snelbouwschroef) met kruisgleuf / Vis pour plaques de platre à empreinte cruciforme

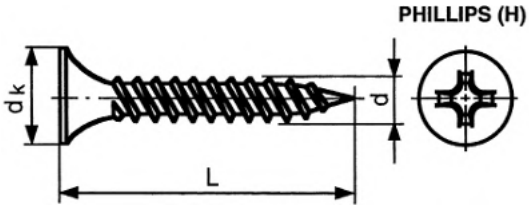

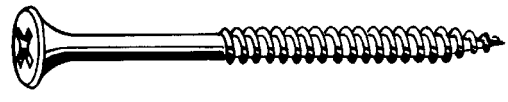

Technical Data

d	d_k	No. cross recess
3.5	8.5	2
3.9	8.5	2
4.2	8.5	2
4.8	8.5	2

Special features of dry wall screws:
- suitable for fastening of gypsum plasterboard on framework of every type of wood or metal up to 0,75mm thickness
- the trumpet (bugle) shaped head countersinks in such a way that it can be easily covered and leaving no visible protruding spot



31310	Cross recessed dry wall screw with two-start thread (fine) Phillips / Gipskartonschroef (snelbouwschroef) dubbelgangige schroefdraad met Phillips kruisgleuf / Vis pour plaque de platre à empreinte Phillips cruciforme avec filet à double chanfrein	J11A

Material Steel
Surface treatment Phosphated



d x L	✉	Art.number	d x L	✉	Art.number	d x L	✉	Art.number
3,5X25MM	1.000	31310.035.025				4,2X75MM	1.000	31310.042.075
3,5X35MM	1.000	31310.035.035	3,9X45MM	1.000	31310.039.045			
3,5X45MM	1.000	31310.035.045	3,9X65MM	1.000	31310.039.065	4,8X70MM	250	31310.048.070
3,5X55MM	500	31310.035.055						

- Quick penetration due to the two-start thread (fine).

FABORY

Slotted set screw with flat point

Stelschroef met zaaggleuf en afschuining / Vis sans tête fendue à bout plat

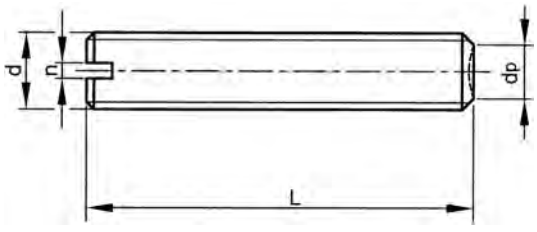

DIN	**551**
ISO	4766
NF	E25-160
NEN	1487



Technical Data

d	d_p	n	P
M1.6	0.8	0.25	0.35
M2	1	0.25	0.40
M2.5	1.5	0.4	0.45
M3	2	0.4	0.50
M4	2.5	0.6	0.70
M5	3.5	0.8	0.80

d	d_p	n	P
M6	4	1	1.00
M8	5.5	1.2	1.25
M10	7	1.6	1.50
M12	8.5	2	1.75
M16	11.5	2.5	2.00

6

Article groups

Thread	Driving features	Material	Class	Surface treatment	Code	Page
M	Slotted	St.	14H	Plain	20010	6-258
M	Slotted	St.	14H	ZPL	20011	6-259
M	Slotted	Br. CU2/CU3			46600	6-259
M	Slotted	St.st. A1/A2			51292	6-259
M	Slotted	St.st. A4			55292	6-260

20010 **Slotted set screw with flat point / Stelschroef met zaaggleuf en afschuining / Vis sans tête fendue à bout plat** **G07A**

Thread	Metric thread
Material	Steel
Class	14H
Surface treatment	Plain



d x L	✉	Art.number	d x L	✉	Art.number	d x L	✉	Art.number
M1,6X2*	100	20010.016.002	M4X16	500	20010.040.016	M8X6	100	20010.080.006
M1,6X3*	100	20010.016.003	M4X20	250	20010.040.020	M8X8	100	20010.080.008
			M4X25	250	20010.040.025	M8X10	250	20010.080.010
M2X3*	200	20010.020.003	M4X30	250	20010.040.030	M8X12*	1.000	20010.080.012
M2X4*	200	20010.020.004	M4X35	250	20010.040.035	M8X16*	1.000	20010.080.016
M2X5*	200	20010.020.005	M4X40*	100	20010.040.040	M8X18*	100	20010.080.018
M2X6*	200	20010.020.006				M8X20	250	20010.080.020
M2X8*	200	20010.020.008	M5X4*	200	20010.050.004	M8X25*	1.000	20010.080.025
			M5X5	500	20010.050.005	M8X30	100	20010.080.030
M2,5X3*	200	20010.025.003	M5X6	500	20010.050.006	M8X35*	100	20010.080.035
M2,5X4*	200	20010.025.004	M5X8	500	20010.050.008	M8X40*	100	20010.080.040
M2,5X5*	200	20010.025.005	M5X10	500	20010.050.010	M8X45*	100	20010.080.045
M2,5X6*	200	20010.025.006	M5X12	500	20010.050.012	M8X50*	100	20010.080.050
M2,5X8*	200	20010.025.008	M5X16	250	20010.050.016	M8X60*	100	20010.080.060
M2,5X10*	200	20010.025.010	M5X20*	200	20010.050.020	M8X70*	100	20010.080.070
M2,5X16*	200	20010.025.016	M5X25	250	20010.050.025	M8X80*	100	20010.080.080
			M5X30*	200	20010.050.030			
M3X3*	1.000	20010.030.003	M5X35*	100	20010.050.035	M10X6*	100	20010.100.006
M3X4*	1.000	20010.030.004	M5X40*	100	20010.050.040	M10X8*	100	20010.100.008
M3X5*	1.000	20010.030.005				M10X10	250	20010.100.010
M3X6	500	20010.030.006	M6X4*	200	20010.060.004	M10X12*	100	20010.100.012
M3X8	500	20010.030.008	M6X5*	200	20010.060.005	M10X16*	100	20010.100.016
M3X10	500	20010.030.010	M6X6	500	20010.060.006	M10X20	100	20010.100.020
M3X12	1.000	20010.030.012	M6X8	500	20010.060.008	M10X25*	100	20010.100.025
M3X16*	200	20010.030.016	M6X10	500	20010.060.010	M10X30	100	20010.100.030
M3X20	500	20010.030.020	M6X12	250	20010.060.012	M10X35*	100	20010.100.035
M3X22*	200	20010.030.022	M6X16	250	20010.060.016	M10X40	100	20010.100.040
M3X25*	200	20010.030.025	M6X18*	200	20010.060.018	M10X45*	100	20010.100.045
M3X30*	200	20010.030.030	M6X20	250	20010.060.020	M10X50*	100	20010.100.050
			M6X25	250	20010.060.025	M10X60*	100	20010.100.060
M4X3*	200	20010.040.003	M6X30*	100	20010.060.030	M10X70*	100	20010.100.070
M4X4	500	20010.040.004	M6X35*	100	20010.060.035	M10X80*	100	20010.100.080
M4X5	500	20010.040.005	M6X40*	100	20010.060.040			
M4X6	500	20010.040.006	M6X50*	100	20010.060.050	M12X20*	100	20010.120.020
M4X8*	500	20010.040.008	M6X60*	100	20010.060.060	M12X25*	100	20010.120.025
M4X10	500	20010.040.010				M12X30*	100	20010.120.030
M4X12	500	20010.040.012	M8X5*	100	20010.080.005	M12X35*	100	20010.120.035

20010 Slotted set screw with flat point / Stelschroef met zaaggleuf en afschuining / Vis sans tête fendue à bout plat

d x L	✉	Art.number	d x L	✉	Art.number
M12X40*	100	20010.120.040	M12X60*	50	20010.120.060

20011 Slotted set screw with flat point / Stelschroef met zaaggleuf en afschuining / Vis sans tête fendue à bout plat G07A

Thread Metric thread
Material Steel
Class 14H
Surface treatment Zinc plated



d x L	✉	Art.number	d x L	✉	Art.number	d x L	✉	Art.number
3X3MM*	200	20011.030.003	5X25MM*	200	20011.050.025	8X60MM*	100	20011.080.060
3X4MM*	200	20011.030.004	5X30MM*	200	20011.050.030			
3X5MM*	200	20011.030.005	5X35MM*	100	20011.050.035	10X6MM*	100	20011.100.006
3X6MM*	200	20011.030.006				10X10MM*	100	20011.100.010
3X8MM*	200	20011.030.008	6X6MM*	200	20011.060.006	10X12MM*	100	20011.100.012
3X10MM*	200	20011.030.010	6X8MM*	200	20011.060.008	10X16MM*	100	20011.100.016
3X12MM*	200	20011.030.012	6X10MM*	200	20011.060.010	10X20MM*	100	20011.100.020
3X16MM*	200	20011.030.016	6X12MM*	200	20011.060.012	10X25MM*	100	20011.100.025
3X20MM*	200	20011.030.020	6X16MM*	200	20011.060.016	10X30MM*	100	20011.100.030
			6X20MM*	200	20011.060.020	10X35MM*	100	20011.100.035
4X4MM*	200	20011.040.004	6X25MM*	100	20011.060.025	10X40MM*	100	20011.100.040
4X5MM*	200	20011.040.005	6X30MM*	100	20011.060.030	10X45MM*	100	20011.100.045
4X6MM*	200	20011.040.006	6X35MM*	100	20011.060.035	10X50MM*	100	20011.100.050
4X8MM*	200	20011.040.008	6X40MM*	100	20011.060.040	10X60MM*	100	20011.100.060
4X10MM*	200	20011.040.010	6X50MM*	100	20011.060.050	10X70MM*	100	20011.100.070
4X12MM*	200	20011.040.012				10X80MM*	100	20011.100.080
4X16MM*	200	20011.040.016	8X6MM*	100	20011.080.006			
4X20MM*	200	20011.040.020	8X8MM*	100	20011.080.008	12X12MM*	100	20011.120.012
4X25MM*	200	20011.040.025	8X10MM*	100	20011.080.010	12X16MM*	100	20011.120.016
4X30MM*	200	20011.040.030	8X12MM*	100	20011.080.012	12X20MM*	100	20011.120.020
4X40MM*	200	20011.040.040	8X16MM*	100	20011.080.016	12X25MM*	100	20011.120.025
			8X20MM*	100	20011.080.020	12X30MM*	100	20011.120.030
5X5MM*	200	20011.050.005	8X25MM*	100	20011.080.025	12X35MM*	100	20011.120.035
5X6MM*	200	20011.050.006	8X30MM*	100	20011.080.030	12X40MM*	100	20011.120.040
5X8MM*	200	20011.050.008	8X35MM*	100	20011.080.035	12X45MM*	100	20011.120.045
5X12MM*	200	20011.050.012	8X40MM*	100	20011.080.040	12X50MM*	100	20011.120.050
5X16MM*	200	20011.050.016	8X45MM*	100	20011.080.045	12X60MM*	50	20011.120.060
5X20MM*	200	20011.050.020	8X50MM*	100	20011.080.050			

46600 Slotted set screw with flat point / Stelschroef met zaaggleuf en afschuining / Vis sans tête fendue à bout plat M11A

Thread Metric thread
Material Brass CU2/CU3



d x L	✉	Art.number	d x L	✉	Art.number	d x L	✉	Art.number
3X3MM*	100	46600.030.003						
3X4MM*	100	46600.030.004	5X5MM*	100	46600.050.005	8X10MM*	100	46600.080.010
3X5MM*	100	46600.030.005	5X6MM*	100	46600.050.006	8X12MM*	100	46600.080.012
3X6MM*	100	46600.030.006	5X8MM*	100	46600.050.008	8X16MM*	100	46600.080.016
3X8MM*	100	46600.030.008	5X10MM*	100	46600.050.010	8X20MM*	100	46600.080.020
3X10MM*	100	46600.030.010	5X12MM*	100	46600.050.012	8X25MM*	100	46600.080.025
3X12MM*	100	46600.030.012	5X16MM*	100	46600.050.016	8X40MM*	100	46600.080.040
3X16MM*	100	46600.030.016				8X45MM*	100	46600.080.045
			6X6MM*	100	46600.060.006	8X50MM*	100	46600.080.050
4X4MM*	100	46600.040.004	6X8MM*	100	46600.060.008			
4X5MM*	100	46600.040.005	6X10MM*	100	46600.060.010	10X8MM*	100	46600.100.008
4X6MM*	100	46600.040.006	6X12MM*	100	46600.060.012	10X12MM*	100	46600.100.012
4X8MM*	100	46600.040.008	6X16MM*	100	46600.060.016	10X16MM*	100	46600.100.016
4X10MM*	100	46600.040.010	6X20MM*	100	46600.060.020	10X20MM*	100	46600.100.020
4X12MM*	100	46600.040.012	6X25MM*	100	46600.060.025			
4X16MM*	100	46600.040.016	6X30MM*	100	46600.060.030			

51292 Slotted set screw with flat point / Stelschroef met zaaggleuf en afschuining / Vis sans tête fendue à bout plat R03A

Thread Metric thread
Material Stainless steel A1/A2



d x L	✉	Art.number	d x L	✉	Art.number	d x L	✉	Art.number
M1,6X2*	200	51292.016.002	M1,6X5*	200	51292.016.005	M2X3*	200	51292.020.003
M1,6X3*	200	51292.016.003				M2X4*	200	51292.020.004
M1,6X4*	200	51292.016.004	M2X2*	200	51292.020.002	M2X5*	200	51292.020.005

51292 Slotted set screw with flat point / Stelschroef met zaaggleuf en afschuining / Vis sans tête fendue à bout plat

d x L	✉	Art.number	d x L	✉	Art.number	d x L	✉	Art.number
M2X6*	200	51292.020.006	M4X35*	200	51292.040.035	M8X12*	100	51292.080.012
M2X8*	200	51292.020.008				M8X16*	100	51292.080.016
M2X10*	200	51292.020.010	M5X4*	200	51292.050.004	M8X18*	100	51292.080.018
M2X12*	200	51292.020.012	M5X5*	200	51292.050.005	M8X20	200	51292.080.020
			M5X6	200	51292.050.006	M8X25*	100	51292.080.025
M2,5X3*	200	51292.025.003	M5X8*	200	51292.050.008	M8X30*	100	51292.080.030
M2,5X4*	200	51292.025.004	M5X10*	200	51292.050.010	M8X35	100	51292.080.035
M2,5X5*	200	51292.025.005	M5X12	200	51292.050.012	M8X40	100	51292.080.040
M2,5X6*	200	51292.025.006	M5X16	200	51292.050.016	M8X45*	100	51292.080.045
M2,5X8*	200	51292.025.008	M5X20	200	51292.050.020	M8X50*	100	51292.080.050
M2,5X10*	200	51292.025.010	M5X25*	200	51292.050.025	M8X60*	100	51292.080.060
			M5X30*	200	51292.050.030	M8X70*	50	51292.080.070
M3X3*	200	51292.030.003	M5X40*	200	51292.050.040	M8X80*	50	51292.080.080
M3X4*	200	51292.030.004						
M3X5*	200	51292.030.005	M6X5*	200	51292.060.005	M10X10	100	51292.100.010
M3X6	200	51292.030.006	M6X6*	200	51292.060.006	M10X12*	50	51292.100.012
M3X8*	200	51292.030.008	M6X8	200	51292.060.008	M10X16*	50	51292.100.016
M3X10	200	51292.030.010	M6X10	200	51292.060.010	M10X20*	50	51292.100.020
M3X12*	200	51292.030.012	M6X12*	200	51292.060.012	M10X25*	50	51292.100.025
M3X16	200	51292.030.016	M6X16	200	51292.060.016	M10X30	100	51292.100.030
M3X20*	200	51292.030.020	M6X20	200	51292.060.020	M10X35*	50	51292.100.035
			M6X25	200	51292.060.025	M10X40*	50	51292.100.040
M4X4	200	51292.040.004	M6X30*	200	51292.060.030	M10X45*	50	51292.100.045
M4X5	200	51292.040.005	M6X35*	200	51292.060.035	M10X50*	50	51292.100.050
M4X6*	200	51292.040.006	M6X40*	200	51292.060.040	M10X55*	50	51292.100.055
M4X8*	200	51292.040.008	M6X45*	200	51292.060.045	M10X60*	50	51292.100.060
M4X10*	200	51292.040.010	M6X50*	100	51292.060.050	M10X70*	25	51292.100.070
M4X12*	200	51292.040.012	M6X60	200	51292.060.060			
M4X16*	200	51292.040.016	M6X70*	100	51292.060.070	M12X12*	50	51292.120.012
M4X18*	200	51292.040.018				M12X16*	25	51292.120.016
M4X20	200	51292.040.020	M8X6*	100	51292.080.006	M12X20*	25	51292.120.020
M4X25*	200	51292.040.025	M8X8*	100	51292.080.008	M12X30*	25	51292.120.030
M4X30*	200	51292.040.030	M8X10	200	51292.080.010			

- Depending on availability A1 can be supplied as well as A2.

55292 Slotted set screw with flat point / Stelschroef met zaaggleuf en afschuining / Vis sans tête fendue à bout plat R43A

Thread Metric thread
Material Stainless steel A4



d x L	✉	Art.number	d x L	✉	Art.number	d x L	✉	Art.number
M3X6*	200	55292.030.006				M8X45*	100	55292.080.045
M3X10*	200	55292.030.010	M6X6*	200	55292.060.006	M8X50*	100	55292.080.050
			M6X8	200	55292.060.008	M8X60*	100	55292.080.060
M4X4*	200	55292.040.004	M6X10	200	55292.060.010			
M4X5*	200	55292.040.005	M6X12	200	55292.060.012	M10X10	100	55292.100.010
M4X6*	200	55292.040.006	M6X16	200	55292.060.016	M10X12*	50	55292.100.012
M4X8	200	55292.040.008	M6X20	200	55292.060.020	M10X16*	50	55292.100.016
M4X10*	200	55292.040.010	M6X25	200	55292.060.025	M10X20	100	55292.100.020
M4X12*	200	55292.040.012	M6X30*	200	55292.060.030	M10X25*	50	55292.100.025
			M6X35*	200	55292.060.035	M10X30*	50	55292.100.030
M5X5*	200	55292.050.005	M6X40*	200	55292.060.040	M10X35*	50	55292.100.035
M5X6	200	55292.050.006				M10X40	100	55292.100.040
M5X8	200	55292.050.008	M8X10*	100	55292.080.010	M10X45*	50	55292.100.045
M5X10	200	55292.050.010	M8X12*	100	55292.080.012	M10X50*	50	55292.100.050
M5X12	200	55292.050.012	M8X16*	100	55292.080.016	M10X60*	50	55292.100.060
M5X16*	200	55292.050.016	M8X20	200	55292.080.020			
M5X18*	200	55292.050.018	M8X25*	100	55292.080.025	M12X25*	50	55292.120.025
M5X20	200	55292.050.020	M8X30	100	55292.080.030	M12X30*	50	55292.120.030
M5X25*	200	55292.050.025	M8X35*	100	55292.080.035			
M5X30*	200	55292.050.030	M8X40*	100	55292.080.040	M16X35*	50	55292.160.035

Slotted set screw with cone point

Stelschroef met zaaggleuf en kegelpunt / Vis sans tête fendue à bout pointeau

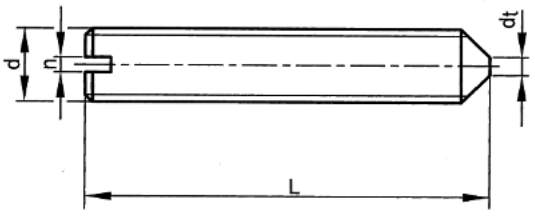

DIN	**553**
ISO	7434
NF	E25-161
NEN	1488
BS	4219



Technical Data

d	d_t (max.)	n	P	d	d_t (max.)	n	P
M1.6	0.16	0.25	0.35	M5	0.5	0.8	0.80
M2	0.2	0.25	0.40	M6	1.5	1	1.00
M2.5	0.25	0.4	0.45	M8	2	1.2	1.25
M3	0.3	0.4	0.50	M10	2.5	1.6	1.50
M4	0.4	0.6	0.70	M12	3	2	1.75

Article groups

Thread	Driving features	Material	Class	Surface treatment	Code	Page
M	Slotted	St.	14H	Plain	20030	6-261
M	Slotted	Br. CU2/CU3			46603	6-261
M	Slotted	St.st. A1/A2			51293	6-262
M	Slotted	St.st. A4			55293	6-262

20030 Slotted set screw with cone point / Stelschroef met zaaggleuf en kegelpunt / Vis sans tête fendue à bout pointeau G07A

Thread Metric thread
Material Steel
Class 14H
Surface treatment Plain



d x L	✉	Art.number	d x L	✉	Art.number	d x L	✉	Art.number
M1,6X2*	100	20030.016.002				M6X20	250	20030.060.020
M1,6X3*	100	20030.016.003	M4X4*	1.000	20030.040.004	M6X25	250	20030.060.025
			M4X5	500	20030.040.005	M6X30*	100	20030.060.030
M2X3*	200	20030.020.003	M4X6	500	20030.040.006	M6X40*	100	20030.060.040
M2X4*	200	20030.020.004	M4X8	500	20030.040.008			
M2X5*	200	20030.020.005	M4X10	500	20030.040.010	M8X8*	100	20030.080.008
M2X6*	200	20030.020.006	M4X12	500	20030.040.012	M8X10*	1.000	20030.080.010
M2X12*	200	20030.020.012	M4X16	500	20030.040.016	M8X12*	1.000	20030.080.012
			M4X20*	200	20030.040.020	M8X16*	1.000	20030.080.016
M2,5X3*	200	20030.025.003	M4X30	250	20030.040.030	M8X18*	100	20030.080.018
M2,5X4*	200	20030.025.004				M8X20	250	20030.080.020
M2,5X5*	200	20030.025.005	M5X5*	200	20030.050.005	M8X25*	1.000	20030.080.025
M2,5X6*	200	20030.025.006	M5X6	500	20030.050.006	M8X30	100	20030.080.030
M2,5X8*	200	20030.025.008	M5X8	500	20030.050.008	M8X40*	100	20030.080.040
M2,5X10*	200	20030.025.010	M5X10	500	20030.050.010	M8X50*	100	20030.080.050
M2,5X12*	200	20030.025.012	M5X12	500	20030.050.012			
			M5X16	250	20030.050.016	M10X10*	100	20030.100.010
M3X3*	200	20030.030.003	M5X20	250	20030.050.020	M10X12*	100	20030.100.012
M3X4	500	20030.030.004	M5X25	250	20030.050.025	M10X16*	100	20030.100.016
M3X5	500	20030.030.005				M10X20	100	20030.100.020
M3X6	500	20030.030.006	M6X5*	200	20030.060.005	M10X25*	100	20030.100.025
M3X8*	1.000	20030.030.008	M6X6*	200	20030.060.006	M10X30*	100	20030.100.030
M3X10	500	20030.030.010	M6X8	500	20030.060.008	M10X35*	100	20030.100.035
M3X12	500	20030.030.012	M6X10	500	20030.060.010	M10X40*	100	20030.100.040
M3X16*	200	20030.030.016	M6X12	250	20030.060.012	M10X60*	100	20030.100.060
M3X20*	200	20030.030.020	M6X16	250	20030.060.016			

46603 Slotted set screw with cone point / Stelschroef met zaaggleuf en kegelpunt / Vis sans tête fendue à bout pointeau M11A

Thread Metric thread
Material Brass CU2/CU3



d x L	✉	Art.number	d x L	✉	Art.number	d x L	✉	Art.number
3X4MM*	100	46603.030.004	3X6MM*	100	46603.030.006	4X4MM*	100	46603.040.004
3X5MM*	100	46603.030.005				4X5MM*	100	46603.040.005

46603 Slotted set screw with cone point / Stelschroef met zaaggleuf en kegelpunt / Vis sans tête fendue à bout pointeau

d x L	✉	Art.number	d x L	✉	Art.number	d x L	✉	Art.number
4X6MM*	100	46603.040.006	5X8MM*	100	46603.050.008	6X6MM*	100	46603.060.006
4X8MM*	100	46603.040.008	5X10MM*	100	46603.050.010	6X8MM*	100	46603.060.008
			5X12MM*	100	46603.050.012	6X10MM*	100	46603.060.010
5X5MM*	100	46603.050.005	5X16MM*	100	46603.050.016	6X20MM*	100	46603.060.020
5X6MM*	100	46603.050.006						

51293 Slotted set screw with cone point / Stelschroef met zaaggleuf en kegelpunt / Vis sans tête fendue à bout pointeau R03A

Thread Metric thread
Material Stainless steel A1/A2



d x L	✉	Art.number	d x L	✉	Art.number	d x L	✉	Art.number
M1,6X2*	200	51293.016.002	M3X16*	200	51293.030.016	M6X12*	200	51293.060.012
M1,6X3*	200	51293.016.003	M3X20*	200	51293.030.020	M6X16*	200	51293.060.016
M1,6X4*	200	51293.016.004				M6X20*	200	51293.060.020
			M4X4*	200	51293.040.004	M6X25*	200	51293.060.025
M2X2*	200	51293.020.002	M4X5	200	51293.040.005	M6X30*	200	51293.060.030
M2X3	200	51293.020.003	M4X6*	200	51293.040.006	M6X35*	200	51293.060.035
M2X4*	200	51293.020.004	M4X8*	1.000	51293.040.008	M6X40*	200	51293.060.040
M2X5*	200	51293.020.005	M4X10	200	51293.040.010			
M2X6*	200	51293.020.006	M4X12*	200	51293.040.012	M8X8*	100	51293.080.008
M2X8*	200	51293.020.008	M4X16	200	51293.040.016	M8X10	200	51293.080.010
M2X10*	200	51293.020.010	M4X20*	200	51293.040.020	M8X12*	100	51293.080.012
M2X12*	200	51293.020.012	M4X25	200	51293.040.025	M8X16*	100	51293.080.016
			M4X30	200	51293.040.030	M8X20*	100	51293.080.020
M2,5X3*	200	51293.025.003				M8X25*	100	51293.080.025
M2,5X4*	200	51293.025.004	M5X5*	200	51293.050.005	M8X30	200	51293.080.030
M2,5X5*	200	51293.025.005	M5X6*	200	51293.050.006	M8X35*	100	51293.080.035
M2,5X6*	200	51293.025.006	M5X8	200	51293.050.008	M8X40*	100	51293.080.040
M2,5X8*	200	51293.025.008	M5X10	200	51293.050.010	M8X45*	100	51293.080.045
M2,5X10*	200	51293.025.010	M5X12*	200	51293.050.012	M8X50*	100	51293.080.050
			M5X16*	200	51293.050.016			
M3X3*	200	51293.030.003	M5X20*	200	51293.050.020	M10X12*	50	51293.100.012
M3X4	200	51293.030.004	M5X25	200	51293.050.025	M10X16*	50	51293.100.016
M3X5*	200	51293.030.005	M5X30*	200	51293.050.030	M10X20*	50	51293.100.020
M3X6	200	51293.030.006	M5X35*	200	51293.050.035	M10X25*	50	51293.100.025
M3X8	200	51293.030.008				M10X30*	50	51293.100.030
M3X10*	200	51293.030.010	M6X6*	200	51293.060.006	M10X35*	50	51293.100.035
M3X12*	200	51293.030.012	M6X8	200	51293.060.008	M10X40*	50	51293.100.040
M3X14*	200	51293.030.014	M6X10	200	51293.060.010			

- Depending on availability A1 can be supplied as well as A2.

55293 Slotted set screw with cone point / Stelschroef met zaaggleuf en kegelpunt / Vis sans tête fendue à bout pointeau R43A

Thread Metric thread
Material Stainless steel A4



d x L	✉	Art.number	d x L	✉	Art.number	d x L	✉	Art.number
M3X5	200	55293.030.005	M5X12	200	55293.050.012	M8X12*	100	55293.080.012
M3X8	200	55293.030.008	M5X16	200	55293.050.016	M8X16	100	55293.080.016
M3X10	200	55293.030.010	M5X25	200	55293.050.025			
						M10X12*	50	55293.100.012
M4X5	200	55293.040.005	M6X6*	200	55293.060.006	M10X20	100	55293.100.020
M4X8*	200	55293.040.008	M6X10	200	55293.060.010	M10X25*	50	55293.100.025
M4X10*	200	55293.040.010	M6X12	200	55293.060.012	M10X30	100	55293.100.030
M4X12	200	55293.040.012	M6X16	200	55293.060.016	M10X35*	50	55293.100.035
M4X16	200	55293.040.016	M6X20*	200	55293.060.020	M10X50	100	55293.100.050
			M6X25*	200	55293.060.025			
M5X6	200	55293.050.006				M12X25*	50	55293.120.025
M5X8	200	55293.050.008	M8X10*	200	55293.080.010	M12X30*	50	55293.120.030
M5X10*	200	55293.050.010						

Slotted set screw with cup point

Stelschroef met zaaggleuf en kratereind / Vis sans tête fendue à bout cuvette

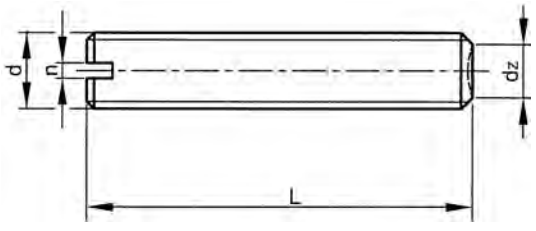

DIN	**438**
ISO	7436
NF	E25-163
NEN	1486



Technical Data

d	d_z	n	P	d	d_z	n	P
M3	1.4	0.4	0.50	M6	3	1	1.00
M4	2	0.6	0.70	M8	5	1.2	1.25
M5	2.5	0.8	0.80	M10	6	1.6	1.50

Article groups

Thread	Driving features	Material	Class	Surface treatment	Code	Page
M	Slotted	St.	14H	Plain	20000	6-263
M	Slotted	St.st. A1/A2			51291	6-263

20000 Slotted set screw with cup point / Stelschroef met zaaggleuf en kratereind / Vis sans tête fendue à bout cuvette G07A

Thread Metric thread
Material Steel
Class 14H
Surface treatment Plain



d x L	✉	Art.number	d x L	✉	Art.number	d x L	✉	Art.number
M3X4	500	20000.030.004	M4X16	500	20000.040.016			
						M6X8	500	20000.060.008
M4X5	500	20000.040.005	M5X6	500	20000.050.006	M6X10	500	20000.060.010
M4X6	500	20000.040.006	M5X8	500	20000.050.008	M6X12	250	20000.060.012
M4X10	500	20000.040.010	M5X10	500	20000.050.010	M6X20	250	20000.060.020
M4X12	500	20000.040.012	M5X20	250	20000.050.020			

51291 Slotted set screw with cup point / Stelschroef met zaaggleuf en kratereind / Vis sans tête fendue à bout cuvette R03A

Thread Metric thread
Material Stainless steel A1/A2



d x L	✉	Art.number	d x L	✉	Art.number	d x L	✉	Art.number
M3X4	200	51291.030.004	M4X16	200	51291.040.016	M6X12	200	51291.060.012
M3X5	200	51291.030.005	M4X20	200	51291.040.020	M6X16	200	51291.060.016
M3X6	200	51291.030.006						
M3X8	200	51291.030.008	M5X10*	200	51291.050.010	M8X10*	100	51291.080.010
			M5X12	200	51291.050.012	M8X12*	100	51291.080.012
M4X4*	200	51291.040.004	M5X16	200	51291.050.016	M8X16*	100	51291.080.016
M4X5*	200	51291.040.005	M5X20*	200	51291.050.020	M8X20*	100	51291.080.020
M4X6	200	51291.040.006	M5X25*	200	51291.050.025	M8X25*	100	51291.080.025
M4X8	200	51291.040.008				M8X35*	100	51291.080.035
M4X10*	200	51291.040.010	M6X6*	100	51291.060.006			
M4X12*	200	51291.040.012	M6X8	200	51291.060.008	M10X35*	100	51291.100.035

- Depending on availability A1 can be supplied as well as A2.

FABORY

Slotted set screw

Stelschroef met schacht / Vis sans tête fendue filetage partiel

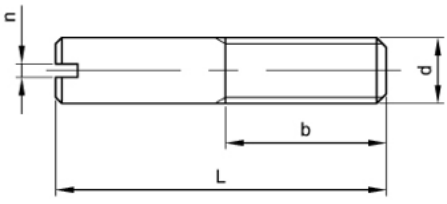

DIN 427
ISO 2342



Technical Data

d	b	n	P
M2	2.4	0.25	0.4
M3	3.6	0.4	0.50
M4	4.8	0.6	0.70
M5	6.0	0.8	0.80
M6	7.2	1.0	1.00
M8	9.6	1.2	1.25
M10	12.0	1.6	1.50
M12	14	2	1.75

6

Article groups

Thread	Driving features	Material	Class	Surface treatment	Code	Page
M	Slotted	St.	14H	Plain	20050	6-264
M	Slotted	St.	14H	ZPL	20051	6-264
M	Slotted	St.st. A2			51296	6-265
M	Slotted	St.st. A2	50		55296	6-265

20050 Slotted set screw / Stelschroef met schacht / Vis sans tête fendue filetage partiel G07A

Thread Metric thread
Material Steel
Class 14H
Surface treatment Plain



d x L	✉	Art.number	d x L	✉	Art.number	d x L	✉	Art.number
3X6MM*	100	20050.030.006	5X40MM*	100	20050.050.040	8X40MM*	100	20050.080.040
3X8MM*	100	20050.030.008				8X45MM*	100	20050.080.045
3X10MM*	100	20050.030.010	6X12MM*	100	20050.060.012	8X50MM*	100	20050.080.050
3X12MM*	100	20050.030.012	6X16MM*	100	20050.060.016	8X60MM*	100	20050.080.060
			6X18MM*	100	20050.060.018			
4X8MM	100	20050.040.008	6X20MM*	100	20050.060.020	10X20MM*	50	20050.100.020
4X10MM*	100	20050.040.010	6X25MM*	100	20050.060.025	10X25MM*	50	20050.100.025
4X12MM*	100	20050.040.012	6X30MM*	100	20050.060.030	10X30MM*	50	20050.100.030
4X16MM*	100	20050.040.016	6X35MM*	100	20050.060.035	10X35MM*	50	20050.100.035
4X20MM*	100	20050.040.020	6X40MM*	100	20050.060.040	10X40MM*	50	20050.100.040
4X25MM*	100	20050.040.025	6X45MM*	100	20050.060.045	10X45MM*	50	20050.100.045
			6X50MM*	100	20050.060.050	10X50MM*	50	20050.100.050
5X10MM*	100	20050.050.010						
5X12MM*	100	20050.050.012	8X16MM*	100	20050.080.016	12X20MM*	50	20050.120.020
5X16MM*	100	20050.050.016	8X18MM*	100	20050.080.018	12X25MM*	50	20050.120.025
5X18MM*	100	20050.050.018	8X20MM*	100	20050.080.020	12X30MM*	50	20050.120.030
5X20MM*	100	20050.050.020	8X25MM*	100	20050.080.025	12X35MM*	50	20050.120.035
5X25MM*	100	20050.050.025	8X30MM*	100	20050.080.030	12X40MM*	50	20050.120.040
5X30MM*	100	20050.050.030	8X35MM*	100	20050.080.035	12X50MM*	50	20050.120.050
5X35MM*	100	20050.050.035						

20051 Slotted set screw / Stelschroef met schacht / Vis sans tête fendue filetage partiel G07A

Thread Metric thread
Material Steel
Class 14H
Surface treatment Zinc plated



d x L	✉	Art.number	d x L	✉	Art.number	d x L	✉	Art.number
3X6MM*	100	20051.030.006				4X20MM*	100	20051.040.020
3X8MM*	100	20051.030.008	4X8MM*	100	20051.040.008	4X25MM*	100	20051.040.025
3X10MM*	100	20051.030.010	4X10MM*	100	20051.040.010	4X30MM*	100	20051.040.030
3X12MM*	100	20051.030.012	4X12MM*	100	20051.040.012			
3X16MM*	100	20051.030.016	4X16MM*	100	20051.040.016	5X10MM*	100	20051.050.010

20051 Slotted set screw / Stelschroef met schacht / Vis sans tête fendue filetage partiel

d x L	✉	Art.number	d x L	✉	Art.number	d x L	✉	Art.number
5X12MM*	100	20051.050.012	6X20MM*	100	20051.060.020	8X40MM*	100	20051.080.040
5X16MM*	100	20051.050.016	6X25MM*	100	20051.060.025			
5X20MM*	100	20051.050.020	6X50MM*	100	20051.060.050	10X20MM*	50	20051.100.020
5X25MM*	100	20051.050.025				10X25MM*	50	20051.100.025
5X30MM*	100	20051.050.030	8X16MM*	100	20051.080.016	10X30MM*	50	20051.100.030
5X40MM*	100	20051.050.040	8X20MM*	100	20051.080.020	10X35MM*	50	20051.100.035
			8X25MM*	100	20051.080.025	10X40MM*	50	20051.100.040
6X12MM*	100	20051.060.012	8X30MM*	100	20051.080.030	10X50MM*	50	20051.100.050
6X16MM*	100	20051.060.016	8X35MM*	100	20051.080.035			

51296 Slotted set screw / Stelschroef met schacht / Vis sans tête fendue filetage partiel R03A

Thread Metric thread
Material Stainless steel A2



d x L	✉	Art.number	d x L	✉	Art.number	d x L	✉	Art.number
M2X6*	200	51296.020.006	M4X35*	200	51296.040.035	M6X35*	100	51296.060.035
M2X8*	200	51296.020.008				M6X40	100	51296.060.040
			M5X10*	200	51296.050.010			
M3X6*	200	51296.030.006	M5X12*	200	51296.050.012	M8X16*	100	51296.080.016
M3X8*	200	51296.030.008	M5X16*	200	51296.050.016	M8X18*	100	51296.080.018
M3X10*	200	51296.030.010	M5X18*	200	51296.050.018	M8X20	100	51296.080.020
M3X12*	200	51296.030.012	M5X20*	200	51296.050.020	M8X25*	100	51296.080.025
M3X16*	200	51296.030.016	M5X25*	200	51296.050.025	M8X30*	100	51296.080.030
M3X20*	200	51296.030.020	M5X30*	200	51296.050.030	M8X35*	100	51296.080.035
M3X30*	200	51296.030.030	M5X35*	200	51296.050.035	M8X40*	100	51296.080.040
			M5X40*	200	51296.050.040			
M4X8*	200	51296.040.008				M10X20*	50	51296.100.020
M4X10*	200	51296.040.010	M6X10*	100	51296.060.010	M10X25*	50	51296.100.025
M4X12*	200	51296.040.012	M6X12*	100	51296.060.012	M10X30*	50	51296.100.030
M4X16*	200	51296.040.016	M6X16*	100	51296.060.016	M10X35*	50	51296.100.035
M4X20*	200	51296.040.020	M6X20*	100	51296.060.020	M10X40*	50	51296.100.040
M4X25*	200	51296.040.025	M6X25*	100	51296.060.025			
M4X30*	200	51296.040.030	M6X30*	100	51296.060.030			

55296 Slotted set screw / Stelschroef met schacht / Vis sans tête fendue filetage partiel R43A

Thread Metric thread
Material Stainless steel A2
Class 50



d x L	✉	Art.number	d x L	✉	Art.number	d x L	✉	Art.number
M6X12*	100	55296.060.012	M6X20*	100	55296.060.020	M8X16*	100	55296.080.016
M6X16*	100	55296.060.016				M8X40*	100	55296.080.040

6

FABORY

Slotted set screw with long dog point

Stelschroef met tap / Vis sans tête fendue à bout téton

DIN 417

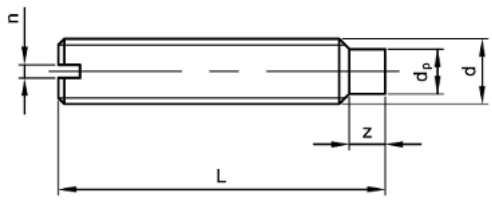



Technical Data

d	d_p (max.)	n	P	z (min.)
M3	2	0.4	0.50	1.5
M4	2.5	0.6	0.70	2
M5	3.5	0.8	0.80	2.5
M6	4	1	1.00	3
M8	5.5	1.2	1.25	4
M10	7	1.6	1.50	5
M12	8.5	2	1.75	6

6

Article groups

Thread	Driving features	Material	Class	Surface treatment	Code	Page
M	Slotted	St.	14H	Plain	20040	6-266
M	Slotted	St.st. A2			51290	6-266

20040 Slotted set screw with long dog point / Stelschroef met tap / Vis sans tête fendue à bout téton G07A

Thread Metric thread
Material Steel
Class 14H
Surface treatment Plain



d x L	✉	Art.number	d x L	✉	Art.number	d x L	✉	Art.number
3X5MM*	100	20040.030.005	5X20MM*	100	20040.050.020	8X35MM*	100	20040.080.035
3X6MM*	100	20040.030.006	5X25MM*	100	20040.050.025	8X40MM*	100	20040.080.040
3X8MM*	100	20040.030.008						
3X10MM*	100	20040.030.010	6X8MM*	100	20040.060.008	10X12MM*	50	20040.100.012
3X12MM*	100	20040.030.012	6X10MM*	100	20040.060.010	10X16MM*	50	20040.100.016
			6X12MM*	100	20040.060.012	10X20MM*	50	20040.100.020
4X5MM*	100	20040.040.005	6X16MM*	100	20040.060.016	10X25MM*	50	20040.100.025
4X6MM*	100	20040.040.006	6X20MM*	100	20040.060.020	10X30MM*	50	20040.100.030
4X8MM*	100	20040.040.008	6X25MM*	100	20040.060.025	10X35MM*	50	20040.100.035
4X10MM*	100	20040.040.010	6X30MM*	100	20040.060.030	10X40MM*	50	20040.100.040
4X12MM*	100	20040.040.012				10X50MM*	50	20040.100.050
4X16MM*	100	20040.040.016	8X10MM*	100	20040.080.010			
			8X12MM*	100	20040.080.012	12X20MM*	50	20040.120.020
5X8MM*	100	20040.050.008	8X16MM*	100	20040.080.016	12X25MM*	50	20040.120.025
5X10MM*	100	20040.050.010	8X20MM*	100	20040.080.020	12X40MM*	50	20040.120.040
5X12MM*	100	20040.050.012	8X25MM*	100	20040.080.025	12X50MM*	50	20040.120.050
5X16MM*	100	20040.050.016	8X30MM*	100	20040.080.030			

51290 Slotted set screw with long dog point / Stelschroef met tap / Vis sans tête fendue à bout téton R09A

Thread Metric thread
Material Stainless steel A2



d x L	✉	Art.number	d x L	✉	Art.number	d x L	✉	Art.number
M3X5*	200	51290.030.005	M4X16*	200	51290.040.016	M6X6*	100	51290.060.006
M3X6*	200	51290.030.006	M4X20*	200	51290.040.020	M6X8*	100	51290.060.008
M3X8*	200	51290.030.008				M6X10*	100	51290.060.010
M3X10*	200	51290.030.010	M5X8*	200	51290.050.008	M6X12*	100	51290.060.012
M3X12*	200	51290.030.012	M5X10*	200	51290.050.010	M6X16*	100	51290.060.016
M3X16*	200	51290.030.016	M5X12*	200	51290.050.012	M6X20*	100	51290.060.020
M3X20*	200	51290.030.020	M5X16*	200	51290.050.016			
			M5X20*	200	51290.050.020	M8X8*	100	51290.080.008
M4X8*	200	51290.040.008	M5X25*	200	51290.050.025	M8X10*	100	51290.080.010
M4X10*	200	51290.040.010	M5X30*	200	51290.050.030	M8X12*	100	51290.080.012
M4X12*	200	51290.040.012				M8X16*	100	51290.080.016

51290 **Slotted set screw with long dog point / Stelschroef met tap / Vis sans tête fendue à bout téton** ←

d x L	✉	Art.number	d x L	✉	Art.number	d x L	✉	Art.number
M8X20*	100	51290.080.020	M10X12*	100	51290.100.012	M10X30*	100	51290.100.030
M8X25*	100	51290.080.025	M10X16*	100	51290.100.016			
M8X30*	100	51290.080.030	M10X20*	100	51290.100.020	M12X20*	50	51290.120.020
			M10X25*	100	51290.100.025			

Slotted set screws iso 2342

Stelschroef met zaaggleuf iso 2342 / Vis sans tête fendues, à fût iso 2342

ISO 2342

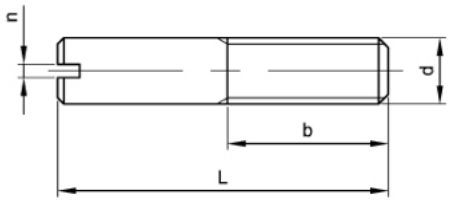



Technical Data

d	b	d_s	n
M3	3.6	3	0.5
M4	4.8	4	0.6
M5	6	5	0.8
M6	7.2	6	1
M8	9.6	8	1.2
M10	12	10	1.6
M12	14	12	2

Article groups

Thread	Driving features	Material	Class	Surface treatment	Code	Page
M	Slotted	St.	14H	Plain	20055	6-267
M	Slotted	St.	14H	ZPL	20056	6-268

20055 **Slotted set screws iso 2342 / Stelschroef met zaaggleuf iso 2342 / Vis sans tête fendues, à fût iso 2342** **G07A**

Thread Metric thread
Material Steel
Class 14H
Surface treatment Plain



d x L	✉	Art.number	d x L	✉	Art.number	d x L	✉	Art.number
M3X6*	100	20055.030.006	M5X40*	100	20055.050.040	M8X45*	100	20055.080.045
M3X8*	100	20055.030.008				M8X50*	100	20055.080.050
M3X10*	100	20055.030.010	M6X12*	100	20055.060.012	M8X60*	100	20055.080.060
M3X12*	100	20055.030.012	M6X16*	100	20055.060.016			
			M6X18*	100	20055.060.018	M10X20*	50	20055.100.020
M4X8*	100	20055.040.008	M6X20*	100	20055.060.020	M10X25*	50	20055.100.025
M4X10*	100	20055.040.010	M6X25*	100	20055.060.025	M10X30*	50	20055.100.030
M4X12*	100	20055.040.012	M6X30*	100	20055.060.030	M10X35*	50	20055.100.035
M4X16*	100	20055.040.016	M6X35*	100	20055.060.035	M10X40*	50	20055.100.040
M4X20*	100	20055.040.020	M6X40*	100	20055.060.040	M10X45*	50	20055.100.045
M4X25*	100	20055.040.025	M6X45*	100	20055.060.045	M10X50*	50	20055.100.050
			M6X50*	100	20055.060.050			
M5X10*	100	20055.050.010				M12X20*	50	20055.120.020
M5X12*	100	20055.050.012	M8X16*	100	20055.080.016	M12X25*	50	20055.120.025
M5X16*	100	20055.050.016	M8X18*	100	20055.080.018	M12X30*	50	20055.120.030
M5X18*	100	20055.050.018	M8X20*	100	20055.080.020	M12X35*	50	20055.120.035
M5X20*	100	20055.050.020	M8X25*	100	20055.080.025	M12X40*	50	20055.120.040
M5X25*	100	20055.050.025	M8X30*	100	20055.080.030	M12X50*	50	20055.120.050
M5X30*	100	20055.050.030	M8X35*	100	20055.080.035			
M5X35*	100	20055.050.035	M8X40*	100	20055.080.040			

FABORY

20056 **Slotted set screws iso 2342 / Stelschroef met zaaggleuf iso 2342 / Vis sans tête fendues, à fût iso 2342** **G07A**

Thread	Metric thread
Material	Steel
Class	14H
Surface treatment	Zinc plated



d x L	✉	Art.number	d x L	✉	Art.number	d x L	✉	Art.number
M3X6*	100	20056.030.006	M5X10*	100	20056.050.010	M8X16*	100	20056.080.016
M3X8*	100	20056.030.008	M5X12*	100	20056.050.012	M8X20*	100	20056.080.020
M3X10*	100	20056.030.010	M5X16*	100	20056.050.016	M8X25*	100	20056.080.025
M3X12*	100	20056.030.012	M5X20*	100	20056.050.020	M8X30*	100	20056.080.030
M3X16*	100	20056.030.016	M5X25*	100	20056.050.025	M8X35*	100	20056.080.035
			M5X30*	100	20056.050.030	M8X40*	100	20056.080.040
M4X8*	100	20056.040.008	M5X40*	100	20056.050.040			
M4X10*	100	20056.040.010				M10X20*	50	20056.100.020
M4X12*	100	20056.040.012	M6X12*	100	20056.060.012	M10X25*	50	20056.100.025
M4X16*	100	20056.040.016	M6X16*	100	20056.060.016	M10X30*	50	20056.100.030
M4X20*	100	20056.040.020	M6X20*	100	20056.060.020	M10X35*	50	20056.100.035
M4X25*	100	20056.040.025	M6X25*	100	20056.060.025	M10X40*	50	20056.100.040
M4X30*	100	20056.040.030	M6X50*	100	20056.060.050	M10X50*	50	20056.100.050

6

Slotted set screws iso 4766

Stelschroef met zaaggleuf iso 4766 / Vis sans tête fendues à bout plat iso 4766

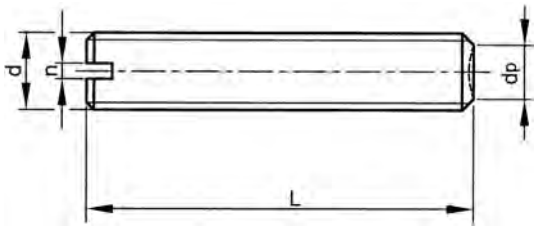

ISO	**4766**
NF	E25-160
NEN	1487



Technical Data

d	d_t (max.)	n (min.)	P
M3	2	0.46	0.50
M4	2.5	0.66	0.70
M5	3.5	0.86	0.80
M6	4	1.06	1.00
M8	5.5	1.26	1.25
M10	7	1.66	1.50
M12	8.5	2.06	1.75

Article groups

Thread	Driving features	Material	Class	Surface treatment	Code	Page
	Slotted	St.	14H	ZPL	20015	6-268
M	Slotted	Br.			46601	6-269

20015 **Slotted set screws iso 4766 / Stelschroef met zaaggleuf iso 4766 / Vis sans tête fendues à bout plat iso 4766** **G07A**

Material	Steel
Class	14H
Surface treatment	Zinc plated



d x L	✉	Art.number	d x L	✉	Art.number	d x L	✉	Art.number
M3X3*	200	20015.030.003	M4X10*	200	20015.040.010	M5X25*	200	20015.050.025
M3X4*	200	20015.030.004	M4X12*	200	20015.040.012	M5X30*	200	20015.050.030
M3X5*	200	20015.030.005	M4X16*	200	20015.040.016	M5X35*	100	20015.050.035
M3X6*	200	20015.030.006	M4X20*	200	20015.040.020			
M3X8*	200	20015.030.008	M4X25*	200	20015.040.025	M6X6*	200	20015.060.006
M3X10*	200	20015.030.010	M4X30*	200	20015.040.030	M6X8*	200	20015.060.008
M3X12*	200	20015.030.012	M4X40*	200	20015.040.040	M6X10*	200	20015.060.010
M3X16*	200	20015.030.016				M6X12*	200	20015.060.012
M3X20*	200	20015.030.020	M5X5*	200	20015.050.005	M6X16*	200	20015.060.016
			M5X6*	200	20015.050.006	M6X20*	200	20015.060.020
M4X4*	200	20015.040.004	M5X8*	200	20015.050.008	M6X25*	100	20015.060.025
M4X5*	200	20015.040.005	M5X12*	200	20015.050.012	M6X30*	100	20015.060.030
M4X6*	200	20015.040.006	M5X16*	200	20015.050.016	M6X35*	100	20015.060.035
M4X8*	200	20015.040.008	M5X20*	200	20015.050.020	M6X40*	100	20015.060.040

20015 Slotted set screws iso 4766 / Stelschroef met zaaggleuf iso 4766 / Vis sans tête fendues à bout plat iso 4766 ←

d x L	✉	Art.number	d x L	✉	Art.number	d x L	✉	Art.number
M6X50*	100	20015.060.050	M8X60*	100	20015.080.060	M10X70*	100	20015.100.070
						M10X80*	100	20015.100.080
M8X6*	100	20015.080.006	M10X6*	100	20015.100.006			
M8X8*	100	20015.080.008	M10X10*	100	20015.100.010	M12X12*	100	20015.120.012
M8X10*	100	20015.080.010	M10X12*	100	20015.100.012	M12X16*	100	20015.120.016
M8X12*	100	20015.080.012	M10X16*	100	20015.100.016	M12X20*	100	20015.120.020
M8X16*	100	20015.080.016	M10X20*	100	20015.100.020	M12X25*	100	20015.120.025
M8X20*	100	20015.080.020	M10X25*	100	20015.100.025	M12X30*	100	20015.120.030
M8X25*	100	20015.080.025	M10X30*	100	20015.100.030	M12X35*	100	20015.120.035
M8X30*	100	20015.080.030	M10X35*	100	20015.100.035	M12X40*	100	20015.120.040
M8X35*	100	20015.080.035	M10X40*	100	20015.100.040	M12X45*	100	20015.120.045
M8X40*	100	20015.080.040	M10X45*	100	20015.100.045	M12X50*	100	20015.120.050
M8X45*	100	20015.080.045	M10X50*	100	20015.100.050	M12X60*	50	20015.120.060
M8X50*	100	20015.080.050	M10X60*	100	20015.100.060			

46601 Slotted set screws iso 4766 / Stelschroef met zaaggleuf iso 4766 / Vis sans tête fendues à bout plat iso 4766 M01A

Thread Metric thread
Material Brass



d x L	✉	Art.number	d x L	✉	Art.number	d x L	✉	Art.number
M3X3*	100	46601.030.003				M6X30*	100	46601.060.030
M3X4*	100	46601.030.004	M5X5*	100	46601.050.005			
M3X5*	100	46601.030.005	M5X6*	100	46601.050.006	M8X10*	100	46601.080.010
M3X6*	100	46601.030.006	M5X8*	100	46601.050.008	M8X12*	100	46601.080.012
M3X8*	100	46601.030.008	M5X10*	100	46601.050.010	M8X16*	100	46601.080.016
M3X10*	100	46601.030.010	M5X12*	100	46601.050.012	M8X20*	100	46601.080.020
M3X12*	100	46601.030.012	M5X16*	100	46601.050.016	M8X25*	100	46601.080.025
M3X16*	100	46601.030.016				M8X40*	100	46601.080.040
			M6X6*	100	46601.060.006	M8X45*	100	46601.080.045
M4X4*	100	46601.040.004	M6X8*	100	46601.060.008	M8X50*	100	46601.080.050
M4X5*	100	46601.040.005	M6X10*	100	46601.060.010			
M4X6*	100	46601.040.006	M6X12*	100	46601.060.012	M10X8*	100	46601.100.008
M4X8*	100	46601.040.008	M6X16*	100	46601.060.016	M10X12*	100	46601.100.012
M4X10*	100	46601.040.010	M6X20*	100	46601.060.020	M10X16*	100	46601.100.016
M4X12*	100	46601.040.012	M6X25*	100	46601.060.025	M10X20*	100	46601.100.020
M4X16*	100	46601.040.016						

FABORY

Slotted set screws iso 7434

Stelschroef kmet zaaggleuf iso7434 / Vis sans tête, fendues, à bout pointeau iso 7434

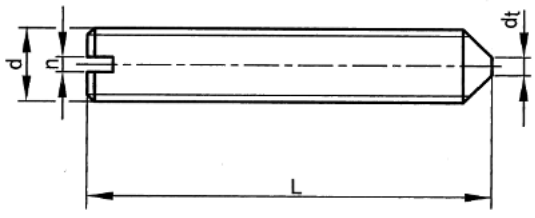

ISO	**7434**
NF	E25-161
NEN	1488



Technical Data

d	d_t (max.)	n (min.)	P
M3	0.3	0.46	0.50
M4	0.4	0.66	0.70
M5	0.5	0.86	0.80
M6	1.5	1.06	1.00

6

46605 **Slotted set screws iso 7434 / Stelschroef kmet zaaggleuf iso7434 / Vis sans tête, fendues, à bout pointeau iso 7434** **M01A**

Thread	Metric thread
Material	Brass
Surface treatment	Plain

RoHS



d x L	✉	Art.number	d x L	✉	Art.number	d x L	✉	Art.number
M3X4*	100	46605.030.004	M4X8*	100	46605.040.008	M5X16*	100	46605.050.016
M3X5*	100	46605.030.005						
M3X6*	100	46605.030.006	M5X5*	100	46605.050.005	M6X6*	100	46605.060.006
			M5X6*	100	46605.050.006	M6X8*	100	46605.060.008
M4X4*	100	46605.040.004	M5X8*	100	46605.050.008	M6X10*	100	46605.060.010
M4X5*	100	46605.040.005	M5X10*	100	46605.050.010	M6X20*	100	46605.060.020
M4X6*	100	46605.040.006	M5X12*	100	46605.050.012			

Slotted set screws with long dog point iso 7435

Stelschroef met tap iso 7435 / Vis sans tête, fendues à téton long iso 7435

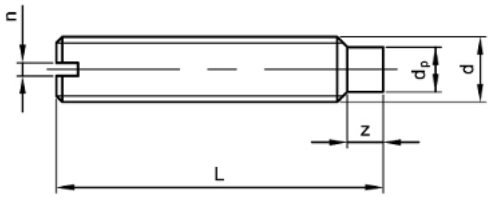

ISO **7435**
DIN 417



Technical Data

d	d_p (max.)	n (min.)	P	z (min.)
M3	2	0.46	0.50	1.5
M4	2.5	0.66	0.70	2
M5	3.5	0.86	0.80	2.5
M6	4	1.06	1.00	3
M8	5.5	1.26	1.25	4
M10	7	1.66	1.50	5
M12	8.5	2.02	1.75	6

20045 **Slotted set screws with long dog point iso 7435 / Stelschroef met tap iso 7435 / Vis sans tête, fendues à téton long iso 7435** **G07A**

Thread Metric thread
Material Steel
Class 14H
Surface treatment Plain





d x L	✉	Art.number	d x L	✉	Art.number	d x L	✉	Art.number
M3X5*	100	20045.030.005	M5X20*	100	20045.050.020	M8X35*	100	20045.080.035
M3X6*	100	20045.030.006	M5X25*	100	20045.050.025	M8X40*	100	20045.080.040
M3X8*	100	20045.030.008						
M3X10*	100	20045.030.010	M6X8*	100	20045.060.008	M10X12*	50	20045.100.012
M3X12*	100	20045.030.012	M6X10*	100	20045.060.010	M10X16*	50	20045.100.016
			M6X12*	100	20045.060.012	M10X20*	50	20045.100.020
M4X5*	100	20045.040.005	M6X16*	100	20045.060.016	M10X25*	50	20045.100.025
M4X6*	100	20045.040.006	M6X20*	100	20045.060.020	M10X30*	50	20045.100.030
M4X8*	100	20045.040.008	M6X25*	100	20045.060.025	M10X35*	50	20045.100.035
M4X10*	100	20045.040.010	M6X30*	100	20045.060.030	M10X40*	50	20045.100.040
M4X12*	100	20045.040.012				M10X50*	50	20045.100.050
M4X16*	100	20045.040.016	M8X10*	100	20045.080.010			
			M8X12*	100	20045.080.012	M12X20*	50	20045.120.020
M5X8*	100	20045.050.008	M8X16*	100	20045.080.016	M12X25*	50	20045.120.025
M5X10*	100	20045.050.010	M8X20*	100	20045.080.020	M12X40*	50	20045.120.040
M5X12*	100	20045.050.012	M8X25*	100	20045.080.025	M12X50*	50	20045.120.050
M5X16*	100	20045.050.016	M8X30*	100	20045.080.030			

FABORY

Thumb screw

Duimschroef / Vis à tête violon

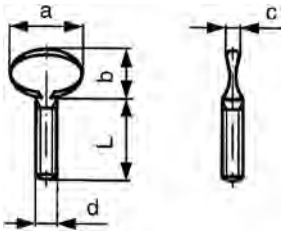

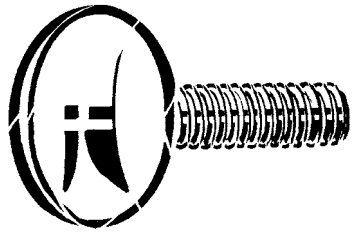

Technical Data

d	a	b	c	P
M5	20.5	15.5	3.5	0.80
M6	23.5	16	4.5	1.00
M8	27.5	19	4.5	1.25
M10	36	25	6.5	1.50

6

16295 Thumb screw / Duimschroef / Vis à tête violon **F11G**

Thread Metric thread
Material Cast iron 35
Surface treatment Zinc plated

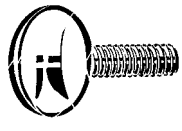

d x L	✉	Art.number	d x L	✉	Art.number	d x L	✉	Art.number
M5X10	200	16295.050.010	M6X20	100	16295.060.020	M8X30	100	16295.080.030
M5X12	200	16295.050.012	M6X25	100	16295.060.025	M8X40	50	16295.080.040
M5X16	200	16295.050.016	M6X30	100	16295.060.030	M8X50	50	16295.080.050
M6X10	200	16295.060.010	M8X16	100	16295.080.016	M10X25	50	16295.100.025
M6X12	200	16295.060.012	M8X20	100	16295.080.020	M10X30	50	16295.100.030
M6X16	100	16295.060.016	M8X25	100	16295.080.025			

- **L = Useable thread length.**

Knurled thumb screw high type

Hoge kartelschroef / Vis moletée epaulée

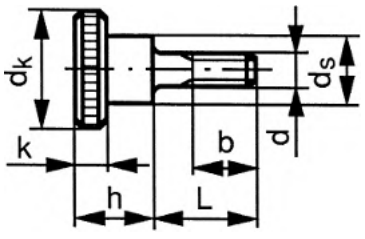

DIN 464



Technical Data

d	b	d_k	d_s	Full thread if L ≤	h	k	P
M3	9	12	6	12	7.5	2.5	0.50
M4	12	16	8	16	9.5	3.5	0.70
M5	15	20	10	16	11.5	4	0.80
M6	18	24	12	20	15	5	1.00
M8	24	30	16	25	18	6	1.25
M10	30	36	20	30	23	8	1.50

Article groups

Thread	Material	Surface treatment	Code	Page
M	Free-cutting steel	Plain	16649	6-273
M	Free-cutting steel	ZPL	16650	6-273
M	Br. CU3		47480	6-274
M	St.st. A1		51829	6-274

16649 Knurled thumb screw high type / Hoge kartelschroef / Vis moletée epaulée F11A

Thread Metric thread
Material Free-cutting steel
Surface treatment Plain



d x L	✉	Art.number	d x L	✉	Art.number	d x L	✉	Art.number
M3X5*	50	16649.030.005				M6X35*	25	16649.060.035
M3X6*	50	16649.030.006	M5X8*	50	16649.050.008	M6X40*	25	16649.060.040
M3X8*	50	16649.030.008	M5X10*	50	16649.050.010			
M3X10*	50	16649.030.010	M5X12*	50	16649.050.012	M8X10*	25	16649.080.010
M3X12*	50	16649.030.012	M5X16*	50	16649.050.016	M8X12*	25	16649.080.012
M3X16*	50	16649.030.016	M5X20*	50	16649.050.020	M8X16*	25	16649.080.016
			M5X25*	25	16649.050.025	M8X20*	25	16649.080.020
M4X5*	50	16649.040.005	M5X30*	25	16649.050.030	M8X25*	25	16649.080.025
M4X6*	50	16649.040.006	M5X40*	25	16649.050.040	M8X30*	10	16649.080.030
M4X8*	50	16649.040.008				M8X35*	10	16649.080.035
M4X10*	50	16649.040.010	M6X8*	25	16649.060.008	M8X40	10	16649.080.040
M4X12*	50	16649.040.012	M6X10*	25	16649.060.010			
M4X16*	50	16649.040.016	M6X12*	25	16649.060.012	M10X20*	10	16649.100.020
M4X18*	50	16649.040.018	M6X16*	25	16649.060.016	M10X25*	10	16649.100.025
M4X20*	50	16649.040.020	M6X20*	25	16649.060.020	M10X30*	10	16649.100.030
M4X25*	50	16649.040.025	M6X25*	25	16649.060.025	M10X40*	10	16649.100.040
M4X30*	50	16649.040.030	M6X30*	25	16649.060.030			

16650 Knurled thumb screw high type / Hoge kartelschroef / Vis moletée epaulée F11G

Thread Metric thread
Material Free-cutting steel
Surface treatment Zinc plated



d x L	✉	Art.number	d x L	✉	Art.number	d x L	✉	Art.number
M3X6	100	16650.030.006	M4X8	50	16650.040.008	M5X8	50	16650.050.008
M3X8	100	16650.030.008	M4X10	50	16650.040.010	M5X10	50	16650.050.010
M3X10	100	16650.030.010	M4X12	50	16650.040.012	M5X12	50	16650.050.012
M3X12	100	16650.030.012	M4X16	50	16650.040.016	M5X16	50	16650.050.016
M3X16	100	16650.030.016	M4X20	50	16650.040.020	M5X20	50	16650.050.020
M3X20	100	16650.030.020	M4X25	50	16650.040.025	M5X25	50	16650.050.025
M3X25	100	16650.030.025	M4X30	50	16650.040.030	M5X30	50	16650.050.030
M3X30	100	16650.030.030	M4X40	50	16650.040.040	M5X40	50	16650.050.040
M4X6	50	16650.040.006	M5X6	50	16650.050.006	M6X8	25	16650.060.008

16650 Knurled thumb screw high type / Hoge kartelschroef / Vis moletée epaulée

d x L	✉	Art.number	d x L	✉	Art.number	d x L	✉	Art.number
M6X10	25	16650.060.010	M6X50	25	16650.060.050	M8X50	25	16650.080.050
M6X12	25	16650.060.012						
M6X16	25	16650.060.016	M8X12	25	16650.080.012	M10X20	10	16650.100.020
M6X20	25	16650.060.020	M8X16	25	16650.080.016	M10X25	10	16650.100.025
M6X25	25	16650.060.025	M8X20	25	16650.080.020	M10X30	10	16650.100.030
M6X30	25	16650.060.030	M8X25	25	16650.080.025	M10X40	10	16650.100.040
M6X35*	25	16650.060.035	M8X30	25	16650.080.030	M10X50	10	16650.100.050
M6X40	25	16650.060.040	M8X40	25	16650.080.040			

47480 Knurled thumb screw high type / Hoge kartelschroef / Vis moletée epaulée M11D

Thread Metric thread
Material Brass Cu3



d x L	✉	Art.number	d x L	✉	Art.number	d x L	✉	Art.number
M3X6*	50	47480.030.006	M4X30	50	47480.040.030	M6X12	25	47480.060.012
M3X8	100	47480.030.008				M6X16	25	47480.060.016
M3X10*	50	47480.030.010	M5X8	50	47480.050.008	M6X20	25	47480.060.020
M3X12	100	47480.030.012	M5X10	50	47480.050.010	M6X25	25	47480.060.025
M3X16	100	47480.030.016	M5X12*	50	47480.050.012	M6X30	25	47480.060.030
M3X20	100	47480.030.020	M5X16*	25	47480.050.016	M6X40	25	47480.060.040
			M5X20	50	47480.050.020			
M4X8*	50	47480.040.008	M5X25*	25	47480.050.025	M8X12	25	47480.080.012
M4X10	50	47480.040.010	M5X30	50	47480.050.030	M8X16	25	47480.080.016
M4X12	50	47480.040.012				M8X20	25	47480.080.020
M4X16	50	47480.040.016	M6X8	25	47480.060.008	M8X30	25	47480.080.030
M4X20	50	47480.040.020	M6X10*	25	47480.060.010	M8X40	25	47480.080.040
M4X25*	25	47480.040.025						

51829 Knurled thumb screw high type / Hoge kartelschroef / Vis moletée epaulée R09A

Thread Metric thread
Material Stainless steel A1



d x L	✉	Art.number	d x L	✉	Art.number	d x L	✉	Art.number
M3X4*	50	51829.030.004	M4X16*	50	51829.040.016	M6X8*	25	51829.060.008
M3X5*	50	51829.030.005	M4X20*	50	51829.040.020	M6X10*	25	51829.060.010
M3X6*	50	51829.030.006	M4X25*	50	51829.040.025	M6X12	25	51829.060.012
M3X8	50	51829.030.008				M6X16	25	51829.060.016
M3X10	50	51829.030.010	M5X6*	25	51829.050.006	M6X20	25	51829.060.020
M3X12*	50	51829.030.012	M5X8*	25	51829.050.008	M6X25	25	51829.060.025
M3X16	50	51829.030.016	M5X10	25	51829.050.010	M6X30*	25	51829.060.030
M3X20*	50	51829.030.020	M5X12	25	51829.050.012			
			M5X16	25	51829.050.016	M8X12*	25	51829.080.012
M4X5*	50	51829.040.005	M5X18*	25	51829.050.018	M8X16	25	51829.080.016
M4X6	50	51829.040.006	M5X20	25	51829.050.020	M8X20*	25	51829.080.020
M4X8	50	51829.040.008	M5X25*	25	51829.050.025	M8X25*	25	51829.080.025
M4X10	50	51829.040.010	M5X30*	25	51829.050.030			
M4X12*	50	51829.040.012						

Knurled thumb screw thin type

Lage kartelschroef / Vis moletée plate

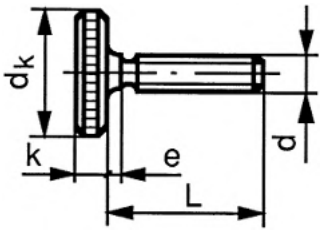

DIN **653**



Technical Data

d	d_k	e	Full thread if L ≤	k	P
M3	12	2	10	2.5	0.50
M4	16	3	16	3.5	0.70
M5	20	3	16	4	0.80
M6	24	4	16	5	1.00
M8	30	5	20	6	1.25
M10	36	6	25	8	1.50

Article groups

Thread	Material	Surface treatment	Code	Page
M	St.	Plain	16659	6-275
M	Free-cutting steel	ZPL	16660	6-275
M	Br. CU3		47490	6-276
M	St.st. A1		51503	6-276

16659 Knurled thumb screw thin type / Lage kartelschroef / Vis moletée plate F11A

Thread Metric thread
Material Steel
Surface treatment Plain



d x L	✉	Art.number	d x L	✉	Art.number	d x L	✉	Art.number
M3X6*	50	16659.030.006	M5X20*	50	16659.050.020	M8X25*	25	16659.080.025
M3X8*	50	16659.030.008	M5X25*	25	16659.050.025	M8X30*	25	16659.080.030
M3X10*	50	16659.030.010	M5X30*	25	16659.050.030	M8X35*	25	16659.080.035
M3X12*	50	16659.030.012	M5X35*	25	16659.050.035	M8X40*	10	16659.080.040
			M5X40*	25	16659.050.040	M8X45*	10	16659.080.045
M4X8*	50	16659.040.008				M8X50*	10	16659.080.050
M4X10*	50	16659.040.010	M6X12*	25	16659.060.012	M8X60*	10	16659.080.060
M4X12*	50	16659.040.012	M6X16*	25	16659.060.016			
M4X16*	50	16659.040.016	M6X20*	25	16659.060.020	M10X20*	25	16659.100.020
M4X20*	50	16659.040.020	M6X25*	25	16659.060.025	M10X25*	10	16659.100.025
M4X25*	50	16659.040.025	M6X30*	25	16659.060.030	M10X30*	10	16659.100.030
M4X30*	50	16659.040.030	M6X35*	25	16659.060.035	M10X40*	10	16659.100.040
M4X35*	50	16659.040.035	M6X40*	25	16659.060.040	M10X50*	10	16659.100.050
			M6X45*	25	16659.060.045	M10X60*	10	16659.100.060
M5X10*	50	16659.050.010				M10X70*	10	16659.100.070
M5X12	50	16659.050.012	M8X16*	25	16659.080.016	M10X80*	10	16659.100.080
M5X16	50	16659.050.016	M8X20*	25	16659.080.020			

16660 Knurled thumb screw thin type / Lage kartelschroef / Vis moletée plate F11G

Thread Metric thread
Material Free-cutting steel
Surface treatment Zinc plated



d x L	✉	Art.number	d x L	✉	Art.number	d x L	✉	Art.number
M3X6	100	16660.030.006	M4X10	50	16660.040.010	M5X16	50	16660.050.016
M3X8	100	16660.030.008	M4X12	50	16660.040.012	M5X20	50	16660.050.020
M3X10	100	16660.030.010	M4X16	50	16660.040.016	M5X25	50	16660.050.025
M3X12	100	16660.030.012	M4X20	50	16660.040.020	M5X30	50	16660.050.030
M3X16	100	16660.030.016	M4X25	50	16660.040.025	M5X40	50	16660.050.040
M3X20	100	16660.030.020	M4X30	50	16660.040.030			
M3X25	100	16660.030.025				M6X10	25	16660.060.010
			M5X8	50	16660.050.008	M6X12	25	16660.060.012
M4X6	50	16660.040.006	M5X10	50	16660.050.010	M6X16	25	16660.060.016
M4X8	50	16660.040.008	M5X12	50	16660.050.012	M6X20	25	16660.060.020

16660 Knurled thumb screw thin type / Lage kartelschroef / Vis moletée plate

d x L	✉	Art.number	d x L	✉	Art.number	d x L	✉	Art.number
M6X25	25	16660.060.025	M8X16	25	16660.080.016			
M6X30	25	16660.060.030	M8X20	25	16660.080.020	M10X20	10	16660.100.020
M6X40	25	16660.060.040	M8X25	25	16660.080.025	M10X25	10	16660.100.025
M6X50	25	16660.060.050	M8X30	25	16660.080.030	M10X30	10	16660.100.030
			M8X40	25	16660.080.040	M10X40	10	16660.100.040
M8X12	25	16660.080.012	M8X50	25	16660.080.050	M10X50	10	16660.100.050

47490 Knurled thumb screw thin type / Lage kartelschroef / Vis moletée plate M11D

Thread Metric thread
Material Brass Cu3



d x L	✉	Art.number	d x L	✉	Art.number	d x L	✉	Art.number
M3X6	100	47490.030.006	M4X20	50	47490.040.020	M6X12	25	47490.060.012
M3X8	100	47490.030.008				M6X16	25	47490.060.016
M3X10	100	47490.030.010	M5X8	50	47490.050.008	M6X20	25	47490.060.020
M3X12	100	47490.030.012	M5X10	50	47490.050.010	M6X25	25	47490.060.025
M3X16	100	47490.030.016	M5X12	50	47490.050.012			
			M5X16	50	47490.050.016	M8X20	25	47490.080.020
M4X10	50	47490.040.010	M5X20	50	47490.050.020	M8X25	25	47490.080.025
M4X12	50	47490.040.012	M5X30	50	47490.050.030	M8X30	25	47490.080.030
M4X16	50	47490.040.016				M8X40	25	47490.080.040

51503 Knurled thumb screw thin type / Lage kartelschroef / Vis moletée plate R09A

Thread Metric thread
Material Stainless steel A1



d x L	✉	Art.number	d x L	✉	Art.number	d x L	✉	Art.number
M3X10*	50	51503.030.010				M6X20	25	51503.060.020
M3X12*	50	51503.030.012	M5X10*	25	51503.050.010	M6X25*	25	51503.060.025
M3X16*	50	51503.030.016	M5X12*	25	51503.050.012	M6X30*	25	51503.060.030
			M5X16*	25	51503.050.016			
M4X8*	50	51503.040.008	M5X20	25	51503.050.020	M8X12*	25	51503.080.012
M4X10*	50	51503.040.010				M8X16*	25	51503.080.016
M4X12*	50	51503.040.012	M6X10*	25	51503.060.010	M8X20*	25	51503.080.020
M4X16*	50	51503.040.016	M6X12*	25	51503.060.012	M8X25*	25	51503.080.025
M4X20*	50	51503.040.020	M6X16*	25	51503.060.016	M8X30*	25	51503.080.030
M4X25*	50	51503.040.025						

Knurled thumb screw

Lage kartelschroef / Vis moletée plate

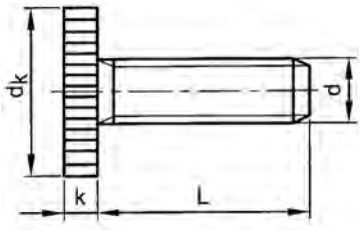

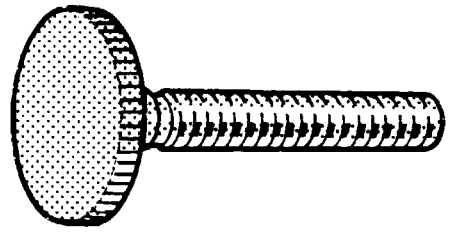

Technical Data

d	d_k	k	P
M5	16	3.4	0.80
M6	16	3.4	1.00
M8	16	3.4	1.25

56230 **Knurled thumb screw plastic / Lage kartelschroef kunststof / Vis moletée plate plastique** **W02A**

Thread Metric thread
Material Plastic Polyamide (nylon)
Class 6.6
Color White

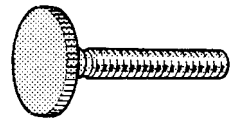

d x L	✉	Art.number	d x L	✉	Art.number	d x L	✉	Art.number
M5X30	100	56230.050.030	M6X16	50	56230.060.016			
			M6X20	50	56230.060.020	M8X16	25	56230.080.016
M6X8	100	56230.060.008	M6X25	50	56230.060.025	M8X20	25	56230.080.020
M6X10	50	56230.060.010	M6X30	50	56230.060.030	M8X25	25	56230.080.025

Slotted knurled thumb screw high type

Hoge kartelschroef met zaaggleuf / Vis moletée epaulée fendue

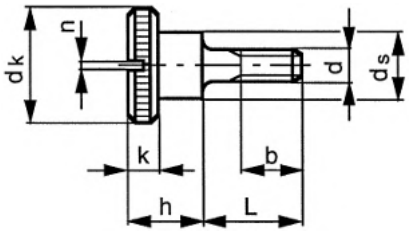

DIN **464 Sz**

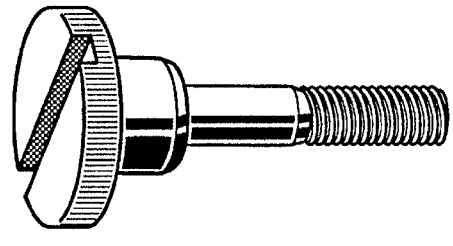

Technical Data

d	b	d_k	d_s	Full thread if L ≤	h	k	n	P
M3	9	12	6	10	7.5	2.5	0.8	0.50
M4	12	16	8	16	9.5	3.5	1	0.70
M5	15	20	10	16	11.5	4	1.2	0.80
M6	18	24	12	20	15	5	1.6	1.00

51828 **Slotted knurled thumb screw high type / Hoge kartelschroef met zaaggleuf / Vis moletée epaulée fendue** **R09A**

Thread Metric thread
Material Stainless steel A1

DIN 465

RoHS

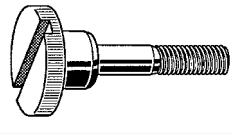

d x L	✉	Art.number	d x L	✉	Art.number	d x L	✉	Art.number
M3X6	50	51828.030.006	M4X10	25	51828.040.010	M5X16*	25	51828.050.016
M3X8*	50	51828.030.008	M4X12	25	51828.040.012	M5X20	25	51828.050.020
M3X10	50	51828.030.010	M4X16	25	51828.040.016	M5X40	25	51828.050.040
M3X12*	50	51828.030.012	M4X20	25	51828.040.020			
M3X16*	50	51828.030.016	M4X30	25	51828.040.030	M6X10	10	51828.060.010
						M6X12*	25	51828.060.012
M4X6*	50	51828.040.006	M5X10	25	51828.050.010	M6X20	10	51828.060.020
M4X8*	50	51828.040.008	M5X12	25	51828.050.012			

Slotted screw for license plates

Nummerplaatschroef met zaaggleuf / Vis à tête extra large à empreinte fendue avec écrou hexagonal

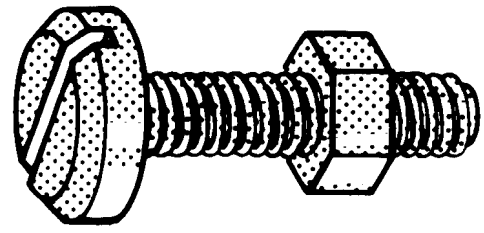

Article groups

Thread	Driving features	Material	Color	Code	Page
M	Slotted	Plastic Nylon	Yellow	72000	6-278
M	Slotted	Plastic Nylon	Black	72002	6-278

6

72000 **Slotted screw for license plates / Nummerplaatschroef met zaaggleuf / Vis à tête extra large à empreinte fendue avec écrou hexagonal** **Y92D**

Thread Metric thread
Material Plastic Nylon (polyamide)
Color Yellow

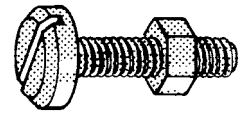

d x L	✉	Art.number	d x L	✉	Art.number
M6X16	100	72000.060.016	M6X25	100	72000.060.025

72002 **Slotted screw for license plates / Nummerplaatschroef met zaaggleuf / Vis à tête extra large à empreinte fendue avec écrou hexagonal** **Y92D**

Thread Metric thread
Material Plastic Nylon (polyamide)
Color Black

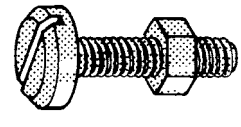

d x L	✉	Art.number
M6X16	100	72002.060.016

Cross recessed tapping screw for license plates

Nummerplaatschroef met kruisgleuf / Vis à tôle à empreinte cruciforme pour plaque d'immatriculation

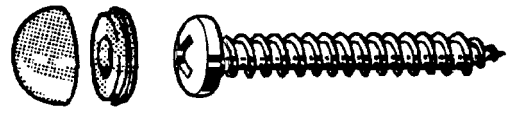

Article groups

Thread	Driving features	Material	Surface treatment		Code	Page
ST	Phillips	St.	ZPL	with snap cap	72005	6-279
ST	Phillips	St.	ZPL		72008	6-279
ST	Pozidriv	St.	flZn/nc	self-drilling	72022	6-279

72005 Cross recessed Phillips (H) pan head tapping screw with snap cap / Pancilinderplaatschroef met Phillips (H) kruisgleuf met snap-afdekkap / Vis à tôle à tête cylindrique large, à empreinte cruciform Phillips (H) avec capuchon de vis — Y92D

Thread Self tapping thread
Material Steel
Surface treatment Zinc plated



d x L	✉	Art.number	d x L	✉	Art.number
4,8X13 WHITE	100	72005.048.013	4,8X19 YELLOW	100	72005.048.019

72008 Cross recessed Phillips (H) tapping screw / Plaatschroef met Phillips (H) kruisgleuf / Vis à tôle à empreinte cruciforme Phillips (H) — Y92D

Thread Self tapping thread
Material Steel
Surface treatment Zinc plated

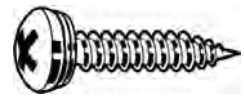

d x L	✉	Art.number	d x L	✉	Art.number	d x L	✉	Art.number
ST4,8X16MM	100	72008.048.016	ST4,8X25MM	100	72008.048.025	ST4,8X32MM	100	72008.048.032
ST4,8X19MM	100	72008.048.020						

72022 Cross recessed Pozidriv (Z) caphead self-drilling screw Delta-Magni / Zelfborende plaatschroef met Pozidriv (Z) kruisgleuf Delta-Magni / Vis autoperceuse à empreinte cruciforme Pozidriv (Z) Delta-Magni — Y92A

Thread Self tapping thread
Material Steel
Surface treatment flZnnc 720h-L



d x L	✉	Art.number	d x L	✉	Art.number	d x L	✉	Art.number
5,0X16MM	100	72022.050.016	5,0X19MM	100	72022.050.019	5,0X25MM	100	72022.050.025

Cap (Snap)

Afdekkap (Snap) / Capuchon de vis (Snap)

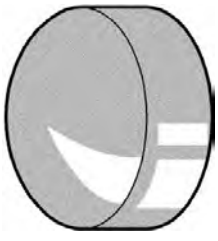

Article groups

Material		Code	Page
Plastic Nylon		72011	6-280
Plastic Nylon	for Phillips	72018	6-280

72011 **Cap (Snap) / Afdekkap (Snap) / Capuchon de vis (Snap)** **Y92D**

Material Plastic Nylon (polyamide)

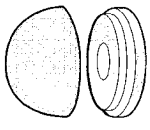

Type	✉	Art.number
CAP BLACK M5	100	72011.050.002

- For screws.

72018 **Cap (Snap) / Afdekkap (Snap) / Capuchon de vis (Snap)** **Y92D**

Material Plastic Nylon (polyamide)



Type	✉	Art.number	Type	✉	Art.number	Type	✉	Art.number
BLUE	100	72018.000.002	WHITE	100	72018.000.011	BLACK	100	72018.000.012
YELLOW	100	72018.000.004						

- For screws (groups 72008/72022/51652/51653).

Cover for hexagon head wood screw

Afdekkap voor zeskant houtdraadbouten / Capuchon pour vis à bois à tête hexagonale

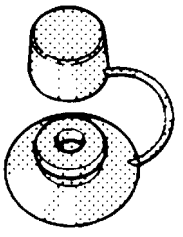

08290 **Cover for hexagon head wood screw / Afdekkap voor zeskant houtdraadbouten / Capuchon pour vis à bois à tête hexagonale** **E07A**

Material Plastic Polyamide (nylon)
Class 6
Color Assorted

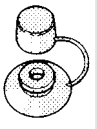

For nom. size	✉	Art.number	For nom. size	✉	Art.number
6-7MM Black	100	08290.070.001	7MM Grey	100	08290.070.011

Cover for countersunk head screw with hole

Afdekkap voor verzonken schroeven met kopboring / Capuchon pour vis à tête fraisée avec trou

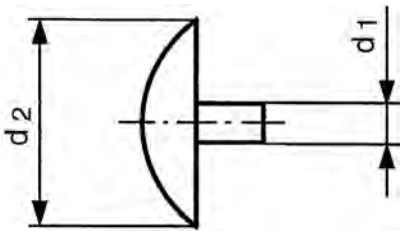



RAL	
1001	Beige
1005	Honey yellow
1011	Brown beige
1014	Ivory
1015	Light ivory
1017	Saffron yellow

RAL	
6009	Fir green

RAL	
7001	Silver grey
7011	Iron grey
7035	Light grey
7038	Agate grey

RAL	
8001	Ochre brown
8007	Fawn brown
8011	Nut brown
8014	Sepia brown

RAL	
9005	Black
9010	Pure white

Article groups

Material	Class		Color	Code	Page
Plastic PA	6.6		Assorted	25860	6-281
Plastic PA	6.6	d2=15mm	Assorted	25862	6-282

25860 **Cover for countersunk head screw with hole / Afdekkap voor verzonken schroeven met kopboring / Capuchon pour vis à tête fraisée avec trou** **K90A**

Material Plastic Polyamide (nylon)
Class 6.6
Color Assorted



d_1 x d_2 - RAL	✉	Art.number	d_1 x d_2 - RAL	✉	Art.number	d_1 x d_2 - RAL	✉	Art.number
2,5X12-1001	200	25860.251.001	2,5X12-7011	200	25860.257.011			
2,5X12-1005	200	25860.251.005	2,5X12-7035	200	25860.257.035	2,5X12-9005	200	25860.259.005
2,5X12-1011	200	25860.251.011	2,5X12-7038	200	25860.257.038	2,5X12-9010	200	25860.259.010
2,5X12-1014	200	25860.251.014						
2,5X12-1015	200	25860.251.015	2,5X12-8001	200	25860.258.001	3X15-9005	200	25860.309.005
			2,5X12-8011	200	25860.258.011	3X15-9010	200	25860.309.010
2,5X12-7001	200	25860.257.001	2,5X12-8014	200	25860.258.014			

25862	Cover for contersunk head screw with hole d2=15mm / Afdekkap voor verzonken schroeven met kopboring d2=15mm / Capuchon pour vis à tête fraisée avec trou d2=15mm	K90A

Material Plastic Polyamide (nylon)
Class 6.6
Color Assorted



d_1 x d_2 - RAL	✉	Art.number	d_1 x d_2 - RAL	✉	Art.number	d_1 x d_2 - RAL	✉	Art.number
2,5X15-1011	200	25862.251.011	2,5X15-8007	200	25862.258.007	2,5X15-9005	200	25862.259.005
2,5X15-1014	200	25862.251.014	2,5X15-8011	200	25862.258.011	2,5X15-9010	200	25862.259.010

Cover for cross recessed countersunk head screw for chipboard

Afdekkap voor verzonken spaanplaatschroeven met kruisgleuf / Capuchon pour vis pour aggloméré à tête fraisée à empreinte cruciforme

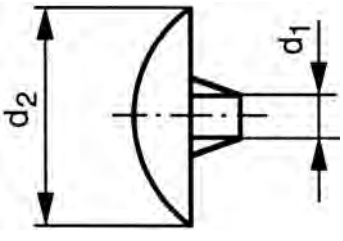

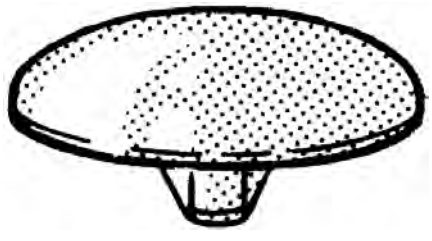

- Special features for covers for cross recessed countersunk head screws for chipboard Pozidriv:
- Prevent corrosion and dirt accumulation in the recess.
- Neat appearance.
- Easy to assemble.
- Re-useable.

RAL	
1011	Brown beige
1014	Ivory
1017	Saffron yellow

RAL	
7001	Silver grey

RAL	
8001	Ochre brown
8007	Fawn brown
8011	Nut brown
8012	Red brown

RAL	
9005	Black
9010	Pure white

29390	Cover for cross recessed countersunk head screw for chipboard Pozidriv / Afdekkap voor verzonken spaanplaatschroeven met Pozidriv kruisgleuf / Capuchon pour vis pour aggloméré à tête fraisée à empreinte cruciforme Pozidriv	K03D

Material Plastic Polyamide (nylon)
Class 6.6
Color Assorted

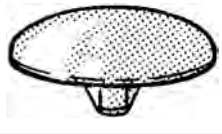

d_1 x d_2 - RAL	✉	Art.number	d_1 x d_2 - RAL	✉	Art.number	d_1 x d_2 - RAL	✉	Art.number
2X12-7001	200	29390.001.770	2X12-8001	200	29390.028.001	2X12-9005	200	29390.029.005
			2X12-8007	200	29390.028.007	2X12-9010	200	29390.029.010
2X12-1011	200	29390.021.011	2X12-8011	200	29390.028.011			
2X12-1014	200	29390.021.014	2X12-8012	200	29390.028.012	3X14,5-9005	200	29390.039.005
						3X14,5-9010	200	29390.039.010

Snap cap for screw

Snap-afdekkap voor schroeven / Capuchon de vis

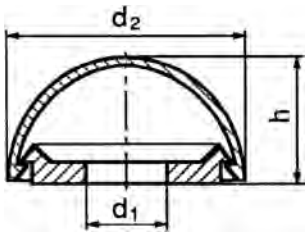

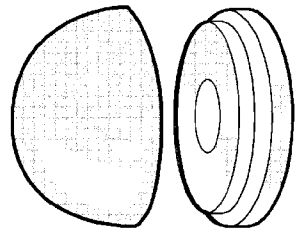

Technical Data

d	d_1	d_2	h	d	d_1	d_2	h
M4	4.3	12	5.9	M6	6.4	16.8	7.5
M5	5.3	14.5	6.5	M8	8.4	20.8	10.2

Example of application

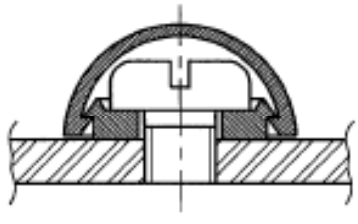

56610 **Snap cap for screw / Snap-afdekkap voor schroeven / Capuchon de vis** **W02A**

Material	Plastic Polyamide (nylon)
Class	6.6
Color	White

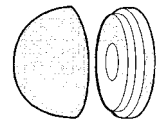

d	✉	Art.number	d	✉	Art.number	d	✉	Art.number
M4	250	56610.040.001	M6	250	56610.060.001	M8	250	56610.080.001
M5	250	56610.050.001						

FABORY

Slotted pan head screw with shoulder

Pancilinderschroef met zaaggleuf en borst / Vis à tête cylindrique fendue à tige ajustable

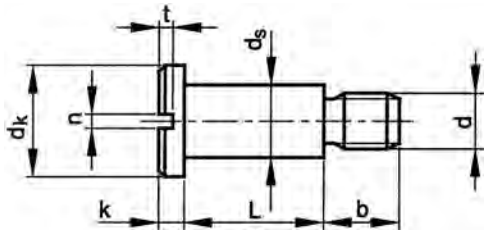

DIN 923



Technical Data

d	b	d_k (max.)	d_s (h9)	k	n	P	t (min.)
M2	3	4.5	2.8	1.2	0.5	0.40	0.6
M2.5	3.5	6	3.5	1.5	0.6	0.45	0.75
M3	4.5	7	4	1.8	0.8	0.50	0.9
M4	6	8.5	5.5	2.4	1	0.70	1.2
M5	7	11	7	2.7	1.2	0.80	1.3
M6	9	13	8	3.1	1.6	1.00	1.5
M8	11	16	10	3.8	2	1.25	1.9
M10	13.5	20	13	4.6	2.5	1.50	2.3

Article groups

Thread	Driving features	Material	Class	Surface treatment	Code	Page
M	Slotted	St.	4.8	Plain	24991	6-284
M	Slotted	St.	4.8	ZPL	24992	6-284
M	Slotted	St.st. A1			51209	6-285

24991 Slotted pan head screw with shoulder / Pancilinderschroef met zaaggleuf en borst / Vis à tête cylindrique fendue à tige ajustable H01A

Thread Metric thread
Material Steel
Class 4.8
Surface treatment Plain



d x L	✉	Art.number	d x L	✉	Art.number	d x L	✉	Art.number
M3X2*	100	24991.030.002	M5X3*	100	24991.050.003	M6X20*	100	24991.060.020
M3X3*	100	24991.030.003	M5X4*	100	24991.050.004			
M3X4*	100	24991.030.004	M5X5*	100	24991.050.005	M8X4*	100	24991.080.004
M3X5*	100	24991.030.005	M5X6*	100	24991.050.006	M8X5*	100	24991.080.005
M3X6*	100	24991.030.006	M5X8*	100	24991.050.008	M8X6*	100	24991.080.006
M3X8*	100	24991.030.008	M5X10*	100	24991.050.010	M8X8*	100	24991.080.008
M3X10*	100	24991.030.010	M5X12*	100	24991.050.012	M8X10*	100	24991.080.010
			M5X16*	100	24991.050.016	M8X12*	100	24991.080.012
M4X2,5*	100	24991.040.002	M5X20*	100	24991.050.020	M8X16*	100	24991.080.016
M4X3*	100	24991.040.003				M8X20*	50	24991.080.020
M4X4*	100	24991.040.004	M6X3*	100	24991.060.003	M8X25*	50	24991.080.025
M4X5*	100	24991.040.005	M6X4*	100	24991.060.004			
M4X6*	100	24991.040.006	M6X5*	100	24991.060.005	M10X6*	50	24991.100.006
M4X8*	100	24991.040.008	M6X6*	100	24991.060.006	M10X10*	50	24991.100.010
M4X10*	100	24991.040.010	M6X8*	100	24991.060.008	M10X12*	50	24991.100.012
M4X12*	100	24991.040.012	M6X10*	100	24991.060.010	M10X16*	50	24991.100.016
M4X16*	100	24991.040.016	M6X12*	100	24991.060.012	M10X20*	50	24991.100.020
			M6X16*	100	24991.060.016	M10X25*	50	24991.100.025
M5X2*	100	24991.050.002						

24992 Slotted pan head screw with shoulder / Pancilinderschroef met zaaggleuf en borst / Vis à tête cylindrique fendue à tige ajustable H07A

Thread Metric thread
Material Steel
Class 4.8
Surface treatment Zinc plated



d x L	✉	Art.number	d x L	✉	Art.number	d x L	✉	Art.number
M3X2*	100	24992.030.002	M3X12	100	24992.030.012	M4X10	100	24992.040.010
M3X3*	100	24992.030.003				M4X12	100	24992.040.012
M3X4	100	24992.030.004	M4X3	100	24992.040.003	M4X16	100	24992.040.016
M3X5*	100	24992.030.005	M4X4*	100	24992.040.004			
M3X6*	100	24992.030.006	M4X5*	100	24992.040.005	M5X2.5*	100	24992.050.002
M3X8	100	24992.030.008	M4X6	100	24992.040.006	M5X3*	100	24992.050.003
M3X10	100	24992.030.010	M4X8	100	24992.040.008	M5X4*	100	24992.050.004

24992 Slotted pan head screw with shoulder / Pancilinderschroef met zaaggleuf en borst / Vis à tête cylindrique fendue à tige ajustable ←

d x L	✉	Art.number	d x L	✉	Art.number	d x L	✉	Art.number
M5X5*	100	24992.050.005	M6X6	100	24992.060.006	M8X10	100	24992.080.010
M5X6	100	24992.050.006	M6X8	100	24992.060.008	M8X12	100	24992.080.012
M5X8	100	24992.050.008	M6X10	100	24992.060.010	M8X16	100	24992.080.016
M5X10	100	24992.050.010	M6X12	100	24992.060.012	M8X20	50	24992.080.020
M5X12	100	24992.050.012	M6X16	100	24992.060.016	M8X25	50	24992.080.025
M5X16	100	24992.050.016	M6X20	100	24992.060.020			
M5X20	100	24992.050.020	M6X25	100	24992.060.025	M10X10*	50	24992.100.010
M5X25	100	24992.050.025				M10X12*	50	24992.100.012
			M8X4*	100	24992.080.004	M10X16*	50	24992.100.016
M6X3*	100	24992.060.003	M8X5*	100	24992.080.005	M10X20*	50	24992.100.020
M6X4	100	24992.060.004	M8X6*	100	24992.080.006	M10X25*	50	24992.100.025
M6X5*	100	24992.060.005	M8X8	100	24992.080.008			

51209 Slotted pan head screw with shoulder / Pancilinderschroef met zaaggleuf en borst / Vis à tête cylindrique fendue à tige ajustable R09A

Thread Metric thread
Material Stainless steel A1

RoHS



d x L	✉	Art.number	d x L	✉	Art.number	d x L	✉	Art.number
M2X4*	100	51209.020.004	M4X8	100	51209.040.008	M6X8	50	51209.060.008
M2X6*	100	51209.020.006	M4X10*	100	51209.040.010	M6X10	50	51209.060.010
			M4X12*	100	51209.040.012	M6X12*	50	51209.060.012
M2,5X1,2*	200	51209.025.001	M4X16*	100	51209.040.016	M6X16	50	51209.060.016
M2,5X8*	100	51209.025.008	M4X20*	100	51209.040.020	M6X18*	50	51209.060.018
			M4X2,5*	100	51209.040.025	M6X20*	50	51209.060.020
M3X2*	100	51209.030.002				M6X25*	50	51209.060.025
M3X3	100	51209.030.003	M5X2,5*	100	51209.050.002			
M3X4	100	51209.030.004	M5X3*	100	51209.050.003	M8X4*	50	51209.080.004
M3X5	100	51209.030.005	M5X4	100	51209.050.004	M8X5*	50	51209.080.005
M3X6*	100	51209.030.006	M5X5	100	51209.050.005	M8X6*	50	51209.080.006
M3X8*	100	51209.030.008	M5X6*	100	51209.050.006	M8X8	50	51209.080.008
M3X10	100	51209.030.010	M5X8*	100	51209.050.008	M8X10	50	51209.080.010
M3X12*	100	51209.030.012	M5X10*	100	51209.050.010	M8X12*	50	51209.080.012
M3X16*	100	51209.030.016	M5X12*	100	51209.050.012	M8X16*	50	51209.080.016
M3X2,5*	100	51209.030.025	M5X16*	100	51209.050.016	M8X20*	50	51209.080.020
M3X3,5*	100	51209.030.035	M5X2,5*	100	51209.050.025	M8X25*	50	51209.080.025
			M5X3,5*	100	51209.050.035	M8X30*	50	51209.080.030
M4X2*	100	51209.040.002						
M4X3*	100	51209.040.003	M6X3*	50	51209.060.003	M10X10*	50	51209.100.010
M4X4	100	51209.040.004	M6X4	50	51209.060.004	M10X12*	50	51209.100.012
M4X5*	100	51209.040.005	M6X5*	50	51209.060.005	M10X16*	50	51209.100.016
M4X6*	100	51209.040.006	M6X6	50	51209.060.006			

Roofing and front bolt with elastomer sealing ring

Dak- en gevelbout met elastomeer afdichtring / Vis pour toiture avec rondelle d'étanchéité élastique

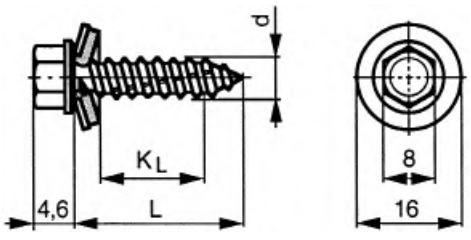



Assembly data

Material thickness	0,63-1,1	1,25-1,5	2,0-3,0	3,0-3,9	4,0-4,9	5,0-6,9	6,1-10,0	>10,0
Recommended roof- front bolt	Type A			Type B				
MATERIAL	HOLE SIZE							
Roof- front bolt / Construction								
Stainless steel / Steel and Alum.	4,0	4,5	5,0	5,05	5,35	5,65	5,8	5,85
Aluminium / Aluminium	4,0-4,5			–				
Aluminium / Wood	4,0			–				
Grip length KL in steel and Alum.	L-12			L-10				
Bolt length L in wood	Min. 30 mm			–				

6

Article groups

Thread	Driving features	Material	Surface treatment		Code	Page
ST	Hexagon	St.	ZPL	A	31705	6-286
ST	Hexagon	St.st. A2	ZPL	A/large pack	31710	6-286
ST	Hexagon	St.st. A2	ZPL	A	31711	6-287
ST	Hexagon	St.st. A2	ZPL	B	31720	6-287

31705 Roofing and front bolt with elastomer sealing ring type A / Dak- en gevelbout met elastomeer afdichtring type A / Vis pour toiture avec rondelle d'étanchéité élastique type A — J17A

Thread Self tapping thread
Material Steel
Surface treatment Zinc plated



d x L	✉	Art.number	d x L	✉	Art.number	d x L	✉	Art.number
6,5X19MM	100	31705.065.019	6,5X50MM	100	31705.065.050	6,5X115MM	100	31705.065.115
6,5X25MM	100	31705.065.025	6,5X64MM	100	31705.065.064	6,5X130MM	100	31705.065.130
6,5X32MM	100	31705.065.032	6,5X75MM	100	31705.065.075	6,5X150MM	50	31705.065.150
6,5X38MM	100	31705.065.038	6,5X90MM	100	31705.065.090			

- Applicable for fastening f.i. thin purlins of steel up to 3 mm thickness (tensile strength about 370 N/mm^2), in aluminium or in wood.

31710 SFS-Topform Roofing and front bolt with elastomer sealing ring / SFS-Topform Dak- en gevelbout met elastomeer afdichtring / SFS-Topform Vis pour toiture avec rondelle d'étanchéité élastique — J07A

Thread Self tapping thread
Material Stainless steel A2
Surface treatment Zinc plated



d x L	✉	Art.number	d x L	✉	Art.number	d x L	✉	Art.number
6,5X19MM	500	31710.065.019	6,5X76MM	100	31710.065.075	6,5X127MM	100	31710.065.130
6,5X25MM	500	31710.065.025	6,5X90MM	100	31710.065.090	6,5X152MM	50	31710.065.150
6,5X38MM	250	31710.065.038	6,5X100MM	100	31710.065.100	6,5X178MM	50	31710.065.175
6,5X45MM	100	31710.065.045	6,5X115MM	100	31710.065.115			

- Applicable for fastening f.i. thin purlins of steel up to 3 mm thickness (tensile strength about 370 N/mm^2), in aluminium or in wood.

31711	SFS-Topform Roofing and front bolt with elastomer sealing ring / SFS-Topform Dak- en gevelbout met elastomeer afdichtring / SFS-Topform Vis pour toiture avec rondelle d'étanchéité élastique	J07A

Thread Self tapping thread
Material Stainless steel A2
Surface treatment Zinc plated



d x L	✉	Art.number	d x L	✉	Art.number	d x L	✉	Art.number
6,5X19MM	100	31711.065.019	6,5X25MM	100	31711.065.025	6,5X38MM	100	31711.065.038

- Applicable for fastening f.i. thin purlins of steel up to 3 mm thickness (tensile strength about 370 N/mm^2), in aluminium or in wood.

31720	SFS-Topform Roofing and front bolt with elastomer sealing ring / SFS-Topform Dak- en gevelbout met elastomeer afdichtring / SFS-Topform Vis pour toiture avec rondelle d'étanchéité élastique	J07A

Thread Self tapping thread
Material Stainless steel A2
Surface treatment Zinc plated



d x L	✉	Art.number	d x L	✉	Art.number
6,3X19MM	500	31720.063.019	6,3X25MM	500	31720.063.025

- The stainless steel roofing and front bolts are zinc plated.

Roofing and front bolt with elastomer sealing ring and drilling point

Dak- en gevelbout met elastomeer afdichtring en boorpunt / Vis autoperceuse pour toiture avec rondelle d'étanchéité élastique

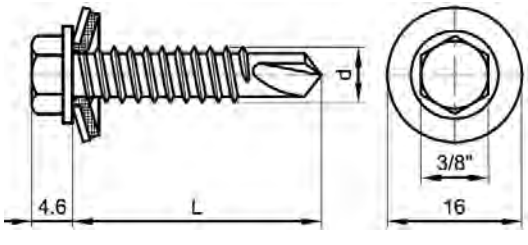



31702	Roofing and front bolt with elastomer sealing ring and drilling point / Dak- en gevelbout met elastomeer afdichtring en boorpunt / Vis autoperceuse pour toiture avec rondelle d'étanchéité élastique	J17A

Thread Self tapping thread
Material Steel
Surface treatment Zinc plated



d x L	✉	Art.number	d x L	✉	Art.number	d x L	✉	Art.number
6,3X19MM	250	31702.063.019	6,3X38MM	250	31702.063.038	6,3X60MM	100	31702.063.060
6,3X25MM	250	31702.063.025	6,3X50MM	100	31702.063.050	6,3X75MM	100	31702.063.075
6,3X32MM	200	31702.063.032						

- Warning: electroplating of these products may cause hydrogen embrittlement.

FABORY

Elastomer sealing ring

Afdichtring met elastomeer inleg / Rondelle d'étanchéité elastomère

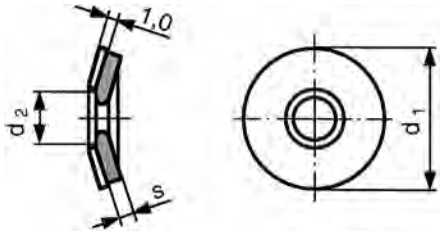

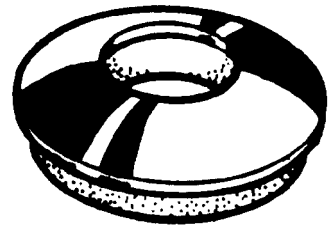

Technical Data

d_1	d_2	s	d_1	d_2	s
16	6.7	2	22	6.7	3
19	6.7	3	29	6.7	3

Assembly data

Material thickness		0,63-1,1	1,25-1,5	2,0-3,0	3,0-3,9	4,0-4,9	5,0-5,9	6,1-10,0	>10,0
Recommended roof-front bolt		Type A			Type B				
MATERIAL		HOLE SIZE							
Roof-front bolt	Construction								
Stainless steel	Steel and Alum.	4,0	4,5	5,0	5,05	5,35	5,65	5,8	5,85
Aluminium	Aluminium	4,0-4,5			–				
Aluminium	Wood	4,0			–				
Grip length KL in steel and Alum.		L-12			L-16				
Bolt length L in wood		Min. 30 mm			–				

6

Article groups

Material		Code	Page
St.st. A2	large pack	31780	6-288
St.st. A2		31781	6-288

31780 **Elastomer sealing ring / Afdichtring met elastomeer inleg / Rondelle d'étanchéité elastomère** **J07A**

Material Stainless steel A2



d_1	✉	Art.number	d_1	✉	Art.number	d_1	✉	Art.number
16MM	500	31780.160.001	22MM	500	31780.220.001	29MM	100	31780.290.001
19MM	500	31780.190.001						

31781 **Elastomer sealing ring / Afdichtring met elastomeer inleg / Rondelle d'étanchéité elastomère** **J07A**

Material Stainless steel A2



d_1	✉	Art.number	d_1	✉	Art.number	d_1	✉	Art.number
16MM	100	31781.160.001	19MM	100	31781.190.001	22MM	100	31781.220.001

Cross recessed screw for back panels

Achterwandschroef met kruisgleuf / Vis à empreinte cruciforme pour parois arrières

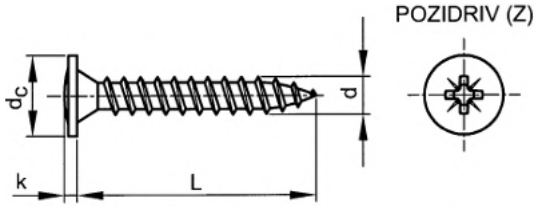

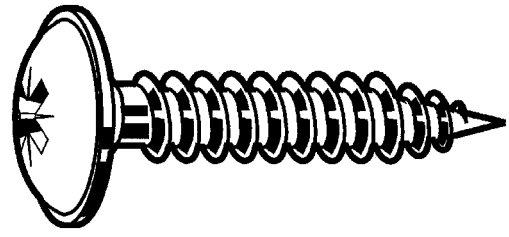

Technical Data

d	d_c	k	No. cross recess
3.5	8	1.4	2
4	9	1.7	2
4.5	10	1.9	2
5	11.5	2.1	2

29570 **Cross recessed screw for back panels Pozidriv / Achterwandschroef met Pozidriv kruisgleuf / Vis pour parois arrières à empreinte cruciforme Pozidriv** **K14A**

Material Steel
Surface treatment Zinc plated

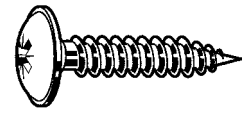

d x L	✉	Art.number	d x L	✉	Art.number	d x L	✉	Art.number
3,5X17MM	200	29570.035.017				4,5X40MM	200	29570.045.040
3,5X20MM	200	29570.035.020	4X30MM	200	29570.040.030	4,5X45MM	200	29570.045.045
3,5X25MM	200	29570.035.025	4X35MM	200	29570.040.035			
3,5X30MM	200	29570.035.030	4X40MM	200	29570.040.040	5X40MM	100	29570.050.040
3,5X35MM	200	29570.035.035				5X60MM	100	29570.050.060

- Heco-fix plus chip board screw thread.
- Depending on availability the dimensions may deviate.

Self drilling cross recessed screw for back panels

Zelfborende laagbolkopschroef met flens en kruisgleuf voor achterwandpanelen / Vis autoperceuse à empreinte cruciforme pour parois arrières

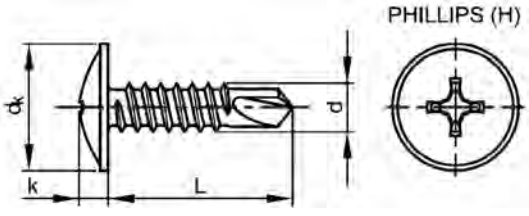

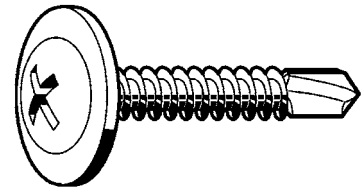

Technical Data

d	d_k	k	No. cross recess
4.2	11	2.5	2

6

29580 **Self drilling cross recessed screw for back panels Phillips / Zelfborende laagbolkopschroef met flens en Phillips kruisgleuf voor achterwandpanelen / Vis autoperceuse à empreinte cruciforme pour parois arrières Phillips** **K14A**

Thread Self tapping thread
Material Steel
Surface treatment Zinc plated

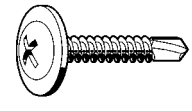

d x L	✉	Art.number	d x L	✉	Art.number	d x L	✉	Art.number
4,2X13MM	200	29580.042.013	4,2X19MM	200	29580.042.019	4,2X25MM	200	29580.042.025
4,2X16MM	200	29580.042.016						

- Warning: electroplating of these products may cause hydrogen embrittlement.

Hexagon tapping screw with cone end and captive washer

Zeskantplaatbout met punt en onverliesbare ring / Vis à tôle à tête hexagonale avec pointe et rondelle imperdable

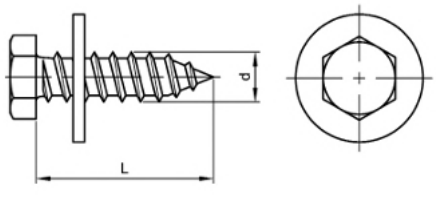

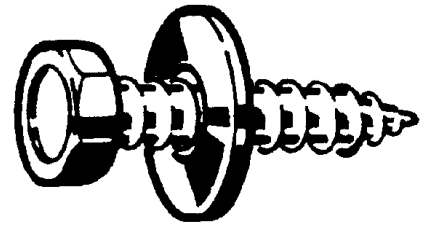

Technical Data

d	Ring ø
ST4.8	12x1.6
ST5.6	14.8x1.6
ST6.5	18x1.6

72045 **Hexagon tapping screw with cone end and captive washer / Zeskantplaatbout met punt en onverliesbare ring / Vis à tôle à tête hexagonale avec pointe et rondelle imperdable** **Y92D**

Thread Self tapping thread
Material Steel
Surface treatment Zinc plated

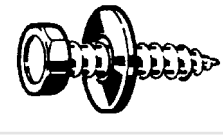

d x L	✉	Art.number	d x L	✉	Art.number	d x L	✉	Art.number
ST4,8X16MM	200	72045.048.016	ST5,6X13MM	200	72045.056.013			
ST4,8X19MM	200	72045.048.019	ST5,6X16MM	200	72045.056.016	ST6,5X20MM	200	72045.065.020
			ST5,6X19MM	200	72045.056.019	ST6,5X25MM	200	72045.065.025

Wing screw light (American) type

Vleugelschroef licht Amerikaans model / Vis à oreilles type (américain) léger

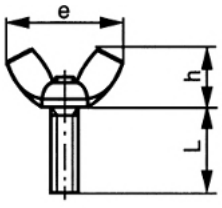

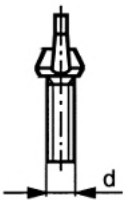

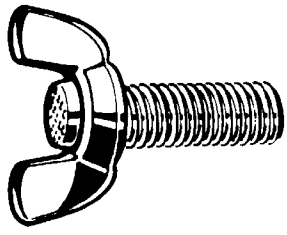

Technical Data

d	e ≈	h ≈	P
M3	18.5	8.8	0.50
M4	22	10.5	0.70
M5	22	10.5	0.80
M6	26.8	12.9	1.00

d	e ≈	h ≈	P
M8	30.3	14.8	1.25
M10	35.3	17.3	1.50
M12	47.4	22.3	1.75

Article groups

Thread	Driving features	Material	Code	Page
M	Wing	St.st. A2	51820	6-291
M	Wing	St.st. A4	55820	6-291

51820 Wing screw light (American) type / Vleugelschroef licht Amerikaans model / Vis à oreilles type (américain) léger R09A

Thread Metric thread
Material Stainless steel A2

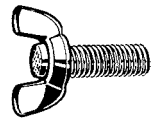

d x L	✉	Art.number	d x L	✉	Art.number	d x L	✉	Art.number
M3X10*	100	51820.030.010	M5X40*	50	51820.050.040	M8X40	10	51820.080.040
M3X12*	100	51820.030.012	M5X45*	50	51820.050.045	M8X45*	50	51820.080.045
M3X16*	100	51820.030.016	M5X50*	50	51820.050.050	M8X50	50	51820.080.050
M3X20	100	51820.030.020				M8X60*	50	51820.080.060
M3X25*	100	51820.030.025	M6X10	25	51820.060.010			
			M6X12	50	51820.060.012	M10X16*	25	51820.100.016
M4X10	100	51820.040.010	M6X15/16	25	51820.060.015	M10X20	10	51820.100.020
M4X12*	100	51820.040.012	M6X20	25	51820.060.020	M10X25	10	51820.100.025
M4X16	25	51820.040.016	M6X25	25	51820.060.025	M10X30	10	51820.100.030
M4X20*	100	51820.040.020	M6X30	25	51820.060.030	M10X35*	25	51820.100.035
M4X25*	100	51820.040.025	M6X35*	50	51820.060.035	M10X40	10	51820.100.040
M4X30*	100	51820.040.030	M6X40	25	51820.060.040	M10X50	10	51820.100.050
M4X35*	100	51820.040.035	M6X45*	50	51820.060.045	M10X60*	25	51820.100.060
M4X40*	100	51820.040.040	M6X50*	50	51820.060.050			
						M12X20*	25	51820.120.020
M5X10	25	51820.050.010	M8X12*	50	51820.080.012	M12X25*	25	51820.120.025
M5X12*	50	51820.050.012	M8X15/16	10	51820.080.015	M12X30	25	51820.120.030
M5X15/16	25	51820.050.015	M8X20	10	51820.080.020	M12X35*	25	51820.120.035
M5X20	25	51820.050.020	M8X25	10	51820.080.025	M12X40*	25	51820.120.040
M5X25	25	51820.050.025	M8X30	10	51820.080.030	M12X50*	25	51820.120.050
M5X30	25	51820.050.030	M8X35*	50	51820.080.035	M12X60*	25	51820.120.060
M5X35*	50	51820.050.035						

55820 Wing screw light (American) type / Vleugelschroef licht Amerikaans model / Vis à oreilles type (américain) léger R49A

Thread Metric thread
Material Stainless steel A4

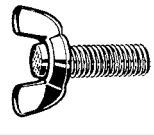

d x L	✉	Art.number	d x L	✉	Art.number	d x L	✉	Art.number
M3X10*	100	55820.030.010	M4X20*	100	55820.040.020	M5X40*	100	55820.050.040
M3X12*	100	55820.030.012	M4X25*	100	55820.040.025			
M3X16*	100	55820.030.016	M4X30*	100	55820.040.030	M6X10	25	55820.060.010
M3X20*	100	55820.030.020				M6X12*	50	55820.060.012
M3X25*	100	55820.030.025	M5X10	25	55820.050.010	M6X15/16	25	55820.060.015
M3X30*	100	55820.030.030	M5X12*	50	55820.050.012	M6X20	25	55820.060.020
			M5X15/16	25	55820.050.015	M6X25	25	55820.060.025
M4X10*	100	55820.040.010	M5X20*	50	55820.050.020	M6X30	25	55820.060.030
M4X12*	100	55820.040.012	M5X25*	50	55820.050.025	M6X35*	50	55820.060.035
M4X16*	100	55820.040.016	M5X30*	50	55820.050.030	M6X40	25	55820.060.040

FABORY

55820 **Wing screw light (American) type / Vleugelschroef licht Amerikaans model / Vis à oreilles type (américain) léger** ←

d x L	✉	Art.number	d x L	✉	Art.number	d x L	✉	Art.number
			M8X50*	50	55820.080.050	M10X50*	50	55820.100.050
M8X15/16	10	55820.080.015	M8X55*	50	55820.080.055			
M8X20	10	55820.080.020				M12X20*	25	55820.120.020
M8X25	10	55820.080.025	M10X20	10	55820.100.020	M12X25*	25	55820.120.025
M8X30	10	55820.080.030	M10X25	10	55820.100.025	M12X30*	25	55820.120.030
M8X35*	50	55820.080.035	M10X30	10	55820.100.030	M12X50*	25	55820.120.050
M8X40	10	55820.080.040	M10X40*	25	55820.100.040			
M8X45*	50	55820.080.045	M10X45*	25	55820.100.045			

Wing screw rounded wings

Vleugelschroef ronde vleugelvorm / Vis à oreilles arrondies

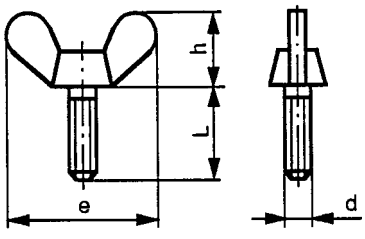

DIN **316**
NEN 1624



6

Technical Data

d	e (max.)	h (max.)	P
M4	20	10.5	0.70
M5	26	13	0.80
M6	33	17	1.00
M8	39	20	1.25

d	e (max.)	h (max.)	P
M10	51	25	1.50
M12	65	33.5	1.75
M16	73	37.5	2.00

Article groups

Thread	Driving features	Material	Surface treatment	Code	Page
M	Wing	CI	ZPL	16210	6-292
M	Wing	Br.		47530	6-293
M	Wing	St.st. A2		51812	6-293

16210 **Wing screw rounded wings / Vleugelschroef ronde vleugelvorm / Vis à oreilles arrondies** **F11G**

Thread Metric thread
Material Cast iron
Surface treatment Zinc plated



d x L	✉	Art.number	d x L	✉	Art.number	d x L	✉	Art.number
M4X8	200	16210.040.008	M6X25	100	16210.060.025	M10X35	50	16210.100.035
M4X10	200	16210.040.010	M6X30	100	16210.060.030	M10X40	50	16210.100.040
M4X12	200	16210.040.012	M6X35*	100	16210.060.035	M10X50	20	16210.100.050
M4X16	200	16210.040.016	M6X40	100	16210.060.040	M10X60	20	16210.100.060
M4X20	200	16210.040.020	M6X50	100	16210.060.050	M10X70	20	16210.100.070
M4X25	200	16210.040.025				M10X80	20	16210.100.080
M4X30*	200	16210.040.030	M8X10*	100	16210.080.010			
			M8X12	100	16210.080.012	M12X16*	20	16210.120.016
M5X10	200	16210.050.010	M8X16	100	16210.080.016	M12X20	20	16210.120.020
M5X12*	200	16210.050.012	M8X20	100	16210.080.020	M12X25	20	16210.120.025
M5X16	200	16210.050.016	M8X25	100	16210.080.025	M12X30	20	16210.120.030
M5X20	200	16210.050.020	M8X30	100	16210.080.030	M12X40	20	16210.120.040
M5X25	200	16210.050.025	M8X35	100	16210.080.035	M12X50	20	16210.120.050
M5X30	100	16210.050.030	M8X40	50	16210.080.040	M12X60	20	16210.120.060
M5X35	100	16210.050.035	M8X50	50	16210.080.050	M12X70	20	16210.120.070
M5X40	100	16210.050.040	M8X60	50	16210.080.060	M12X80	20	16210.120.080
M5X50	100	16210.050.050						
			M10X16	50	16210.100.016	M16X30	10	16210.160.030
M6X10	200	16210.060.010	M10X20	50	16210.100.020	M16X40	10	16210.160.040
M6X12	100	16210.060.012	M10X25	50	16210.100.025	M16X50*	10	16210.160.050
M6X16	100	16210.060.016	M10X30	50	16210.100.030	M16X60	10	16210.160.060
M6X20	100	16210.060.020						

47530 **Wing screw rounded wings / Vleugelschroef ronde vleugelvorm / Vis à oreilles arrondies** **M11D**

Thread Metric thread
Material Brass



d x L		Art.number	d x L		Art.number	d x L		Art.number
M4X10*	100	47530.040.010	M6X16	100	47530.060.016			
M4X12*	100	47530.040.012	M6X20	100	47530.060.020	M10X16*	25	47530.100.016
M4X16*	100	47530.040.016	M6X25	100	47530.060.025	M10X20	50	47530.100.020
M4X20*	100	47530.040.020	M6X30*	100	47530.060.030	M10X25	50	47530.100.025
			M6X40	100	47530.060.040	M10X30	25	47530.100.030
M5X10*	100	47530.050.010				M10X35*	25	47530.100.035
M5X12	100	47530.050.012	M8X10	50	47530.080.010	M10X40	25	47530.100.040
M5X16	100	47530.050.016	M8X12*	50	47530.080.012	M10X50*	25	47530.100.050
M5X20	100	47530.050.020	M8X16	50	47530.080.016			
M5X25*	100	47530.050.025	M8X20	50	47530.080.020	M12X30*	10	47530.120.030
M5X30*	100	47530.050.030	M8X25	50	47530.080.025	M12X40*	10	47530.120.040
			M8X30	25	47530.080.030	M12X50*	10	47530.120.050
M6X10*	100	47530.060.010	M8X40	25	47530.080.040			
M6X12	100	47530.060.012	M8X50	25	47530.080.050			

51812 **Wing screw rounded wings / Vleugelschroef ronde vleugelvorm / Vis à oreilles arrondies** **Q01A**

Thread Metric thread
Material Stainless steel A2



d x L		Art.number	d x L		Art.number	d x L		Art.number
M6X25	50	51812.060.025	M8X30	25	51812.080.030	M10X30*	25	51812.100.030
M6X30	50	51812.060.030				M10X50*	25	51812.100.050
			M10X25*	25	51812.100.025			

Bonded sealing washer grey EPDM arched

Afdichtring EPDM grijs gewelfd / Rondelle d'étanchéité avec EPDM gris

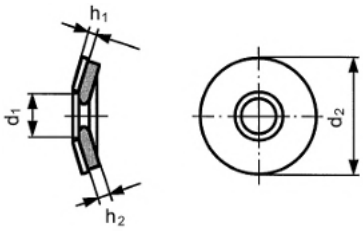



Technical Data

d_1	h_1	h_2
4.8	1	2
5.3	1	2
6.2	1	2
6.7	1	2
8.4	1	2
10.5	1	2
13	1	2

51422 **Bonded sealing washer grey EPDM arched / Afdichtring EPDM grijs gewelfd / Rondelle d'étanchéité avec EPDM gris** **R05A**

Material Stainless steel A2



d_1 x d_2		Art.number	d_1 x d_2		Art.number	d_1 x d_2		Art.number
4,8X12MM	1.000	51422.048.012	5,3X19MM	1.000	51422.053.019	6,7X22MM	1.000	51422.067.022
4,8X14MM	1.000	51422.048.014				6,7X25MM	1.000	51422.067.025
			6,2X16MM	1.000	51422.062.016	6,7X29MM*	500	51422.067.029
5,3X12MM	1.000	51422.053.012						
5,3X14MM*	1.000	51422.053.014	6,7X16MM	1.000	51422.067.016	8,4X16MM	1.000	51422.084.016
5,3X16MM	1.000	51422.053.016	6,7X19MM	1.000	51422.067.019	8,4X19MM	1.000	51422.084.019

FABORY

51422 **Bonded sealing washer grey EPDM arched / Afdichtring EPDM grijs gewelfd / Rondelle d'étanchéité avec EPDM gris** ←

d_1 x d_2	✉	Art.number	d_1 x d_2	✉	Art.number	d_1 x d_2	✉	Art.number
8,4X22MM*	1.000	51422.084.022						
8,4X25MM	1.000	51422.084.025	10,5X25MM	1.000	51422.105.025	13,0X29MM	500	51422.130.029
8,4X29MM	500	51422.084.029	10,5X29MM	500	51422.105.029			

Slotted shoulder screws din 927

D927 14h st passchroef met zaaggleuf / Vis épaulée à tête fendue din 927

DIN 927

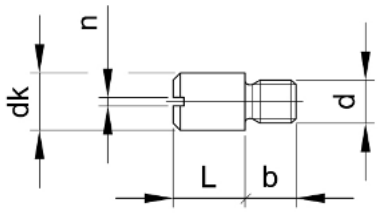

Technical Data

d	b	d_k	n	P
M3	4.5	4	0.5	0.50
M4	6	5.5	0.6	0.70
M5	7	6.5	0.8	0.80
M6	8	8	1.0	1.00
M8	11	10	1.2	1.25

24995 **Slotted shoulder screws din 927 / D927 14h st passchroef met zaaggleuf / Vis épaulée à tête fendue din 927** **H07A**

Thread	Metric thread
Material	Steel
Class	14H
Surface treatment	Plain

RoHS

d x L	✉	Art.number	d x L	✉	Art.number	d x L	✉	Art.number
M3X3*	100	24995.030.003	M4X6*	100	24995.040.006	M5X12*	100	24995.050.012
M3X4*	100	24995.030.004	M4X8*	100	24995.040.008			
M3X5*	100	24995.030.005	M4X10	100	24995.040.010	M6X8*	100	24995.060.008
M3X6*	100	24995.030.006				M6X10*	100	24995.060.010
M3X8*	100	24995.030.008	M5X5*	100	24995.050.005	M6X12*	100	24995.060.012
			M5X6*	100	24995.050.006			
M4X4*	100	24995.040.004	M5X8*	100	24995.050.008	M8X16*	100	24995.080.016
M4X5*	100	24995.040.005	M5X10*	100	24995.050.010			

Cladding screw with sealing washer 16mm cone point & flat point

Dak- en gevelbout (met en zonder punt), met EPDM afdichtring, 16MM / Vis de façade avec rondelle d'étanchéité 16mm

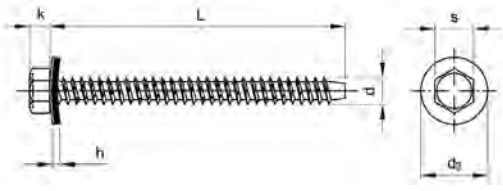



Technical Data

d	d_2	h	k	s
6.3	16	3	4.6	3/8
6.5	16	3	4.6	3/8

Article groups

Thread	Driving features	Material		Code	Page
ST	Hexagon	St.st. A2	flat point	51891	6-295
ST	Hexagon	St.st. A2	cone point	51892	6-295

51891 **Cladding screw with sealing washer 16mm flat point / Dak- en gevelbout, met EPDM afdichtring, 16MM, zonder punt / Vis de façade avec rondelle d'étanchéité 16mm bout plat** **R03A**

Thread Self tapping thread
Material Stainless steel A2



d x L	✉	Art.number	d x L	✉	Art.number	d x L	✉	Art.number
6,3X16MM*	500	51891.063.016	6,3X64MM*	100	51891.063.064	6,3X150MM*	100	51891.063.150
6,3X19MM*	500	51891.063.019	6,3X75MM*	100	51891.063.075	6,3X175MM*	100	51891.063.175
6,3X25MM*	200	51891.063.025	6,3X90MM*	100	51891.063.090	6,3X200MM*	100	51891.063.200
6,3X32MM*	1.000	51891.063.032	6,3X100MM*	100	51891.063.100	6,3X220MM*	100	51891.063.220
6,3X38MM*	200	51891.063.038	6,3X115MM*	100	51891.063.115	6,3X240MM*	100	51891.063.240
6,3X45MM*	200	51891.063.045	6,3X130MM*	100	51891.063.130	6,3X260MM*	100	51891.063.260
6,3X50MM*	200	51891.063.050						

51892 **Cladding screw with sealing washer 16mm cone point / Dak- en gevelbout, met EPDM afdichtring, 16MM, met punt / Vis de façade avec rondelle d'étanchéité 16mm** **R03A**

Thread Self tapping thread
Material Stainless steel A2



d x L	✉	Art.number	d x L	✉	Art.number	d x L	✉	Art.number
6,5X13MM*	500	51892.065.013	6,5X50MM*	200	51892.065.050	6,5X130MM*	100	51892.065.130
6,5X16MM*	500	51892.065.016	6,5X55MM*	200	51892.065.055	6,5X150MM*	100	51892.065.150
6,5X19MM*	500	51892.065.019	6,5X60MM*	200	51892.065.060	6,5X175MM*	100	51892.065.175
6,5X25MM*	200	51892.065.025	6,5X64MM*	100	51892.065.064	6,5X200MM*	100	51892.065.200
6,5X32MM	200	51892.065.032	6,5X75MM*	100	51892.065.075	6,5X220MM*	100	51892.065.220
6,5X38MM*	1.000	51892.065.038	6,5X90MM*	100	51892.065.090	6,5X240MM*	100	51892.065.240
6,5X40MM*	200	51892.065.040	6,5X100MM*	100	51892.065.100	6,5X260MM*	100	51892.065.260
6,5X45MM	200	51892.065.045	6,5X115MM*	100	51892.065.115			

FABORY

Cladding screw with sealing washer 19mm cone point & flat point

Dak- en gevelbout (met en zonder punt), met EPDM afdichtring, 19MM / Vis de façade avec rondelle d'étanchéité 19mm

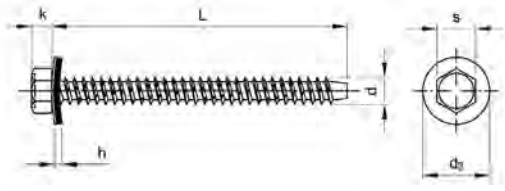



Technical Data

d	d_2	h	k	s
6.3	19	3	4.6	3/8
6.5	19	3	4.6	3/8

Article groups

Thread	Driving features	Material		Code	Page
ST	Hexagon	St.st. A2	flat point	51893	6-296
ST	Hexagon	St.st. A2	cone point	51894	6-296

6

51893 **Cladding screw with sealing washer 19mm flat point / Dak- en gevelbout, met EPDM afdichtring, 19MM, zonder punt / Vis de façade avec rondelle d'étanchéité 19mm bout plat** **R03A**

Thread Self tapping thread
Material Stainless steel A2



d x L	✉	Art.number	d x L	✉	Art.number	d x L	✉	Art.number
6,3X16MM*	500	51893.063.016	6,3X64MM*	100	51893.063.064	6,3X150MM*	100	51893.063.150
6,3X19MM*	500	51893.063.019	6,3X75MM*	100	51893.063.075	6,3X175MM*	100	51893.063.175
6,3X25MM*	200	51893.063.025	6,3X90MM*	100	51893.063.090	6,3X200MM*	100	51893.063.200
6,3X32MM*	200	51893.063.032	6,3X100MM*	100	51893.063.100	6,3X220MM*	100	51893.063.220
6,3X38MM*	200	51893.063.038	6,3X115MM*	100	51893.063.115	6,3X240MM*	100	51893.063.240
6,3X45MM*	200	51893.063.045	6,3X130MM*	100	51893.063.130	6,3X260MM*	100	51893.063.260
6,3X50MM*	200	51893.063.050						

51894 **Cladding screw with sealing washer 19mm cone point / Dak- en gevelbout, met EPDM afdichtring, 19MM, met punt / Vis de façade avec rondelle d'étanchéité 19mm** **R03A**

Thread Self tapping thread
Material Stainless steel A2



d x L	✉	Art.number	d x L	✉	Art.number	d x L	✉	Art.number
6,5X16MM*	500	51894.065.016	6,5X64MM*	100	51894.065.064	6,5X165MM*	100	51894.065.165
6,5X19MM*	500	51894.065.019	6,5X75MM*	100	51894.065.075	6,5X175MM*	100	51894.065.175
6,5X25MM*	200	51894.065.025	6,5X90MM*	100	51894.065.090	6,5X200MM*	100	51894.065.200
6,5X32MM*	200	51894.065.032	6,5X100MM*	100	51894.065.100	6,5X220MM*	100	51894.065.220
6,5X38MM*	200	51894.065.038	6,5X115MM*	100	51894.065.115	6,5X240MM*	100	51894.065.240
6,5X45MM*	200	51894.065.045	6,5X130MM*	100	51894.065.130	6,5X260MM*	100	51894.065.260
6,5X50MM*	200	51894.065.050	6,5X150MM*	100	51894.065.150			

Cladding screw with sealing washer 22mm cone point & flat point

Dak- en gevelbout (met en zonder punt), met EPDM afdichtring, 22MM / Vis de façade avec rondelle d'étanchéité 22mm

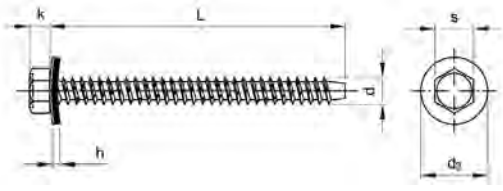



Technical Data

d	d_2	h	k	s
6.3	22	3	4.6	3/8
6.5	22	3	4.6	3/8

Article groups

Thread	Driving features	Material		Code	Page
ST	Hexagon	St.st. A2	cone point	51771	6-297
ST	Hexagon	St.st. A2	flat point	51777	6-297

51771 **Cladding screw with sealing washer 22mm cone point / Dak- en gevelbout, met EPDM afdichtring, 22MM, met punt / Vis de façade avec rondelle d'étanchéité 22mm** **R03A**

Thread Self tapping thread
Material Stainless steel A2



d x L	✉	Art.number	d x L	✉	Art.number	d x L	✉	Art.number
6,5X16MM*	500	51771.065.016	6,5X64MM*	100	51771.065.064	6,5X150MM*	100	51771.065.150
6,5X19MM*	500	51771.065.019	6,5X75MM*	100	51771.065.075	6,5X175MM*	100	51771.065.175
6,5X25MM*	200	51771.065.025	6,5X90MM*	100	51771.065.090	6,5X200MM*	100	51771.065.200
6,5X32MM*	200	51771.065.032	6,5X100MM*	100	51771.065.100	6,5X220MM*	100	51771.065.220
6,5X38MM*	200	51771.065.038	6,5X115MM*	100	51771.065.115	6,5X240MM*	100	51771.065.240
6,5X45MM*	200	51771.065.045	6,5X130MM*	100	51771.065.130	6,5X260MM*	100	51771.065.260
6,5X50MM*	200	51771.065.050						

51777 **Cladding screw with sealing washer 22mm flat point / Dak- en gevelbout, met EPDM afdichtring, 22MM, zonder punt / Vis de façade avec rondelle d'étanchéité 22mm bout plat** **R03A**

Thread Self tapping thread
Material Stainless steel A2



d x L	✉	Art.number	d x L	✉	Art.number	d x L	✉	Art.number
6,3X16MM*	500	51777.063.016	6,3X64MM*	100	51777.063.064	6,3X150MM*	100	51777.063.150
6,3X19MM*	500	51777.063.019	6,3X75MM*	100	51777.063.075	6,3X175MM*	100	51777.063.175
6,3X25MM*	200	51777.063.025	6,3X90MM*	100	51777.063.090	6,3X200MM*	100	51777.063.200
6,3X32MM*	200	51777.063.032	6,3X100MM*	100	51777.063.100	6,3X220MM*	100	51777.063.220
6,3X38MM*	200	51777.063.038	6,3X115MM*	100	51777.063.115	6,3X240MM*	100	51777.063.240
6,3X45MM*	200	51777.063.045	6,3X130MM*	100	51777.063.130	6,3X260MM*	100	51777.063.260
6,3X50MM*	200	51777.063.050						

FABORY

Cladding screw/Hi-Lo thread/center point

Dak- en gevelschroef met Hi-Lo draad en centreerpunt / Vis de façade filetage Hi-Lo pointe de centrage

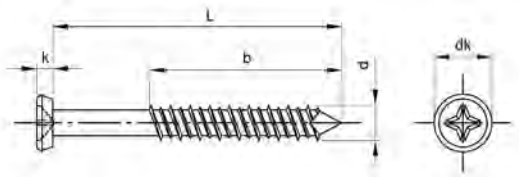

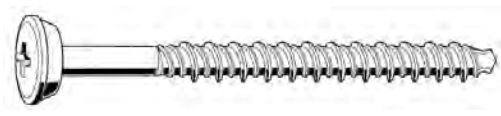

Technical Data

d	d_k	k
5.5	9.2	3

6

51799 **Cladding screw/Hi-Lo thread/center point / Dak- en gevelschroef met Hi-Lo draad en centreerpunt / Vis de façade filetage Hi-Lo pointe de centrage** **R03A**

Thread Self tapping thread
Material Stainless steel A2
Class 50

RoHS



d x L x b	✉	Art.number	d x L x b	✉	Art.number	d x L x b	✉	Art.number
ST5,5X25X20MM*	100	51799.055.025	ST5,5X45X30MM*	100	51799.055.045	ST5,5X55X30MM*	100	51799.055.055
ST5,5X35X30MM*	100	51799.055.035						

Truss head woodscrew

Platbolkop houtschroef / Vis à bois à tête plate

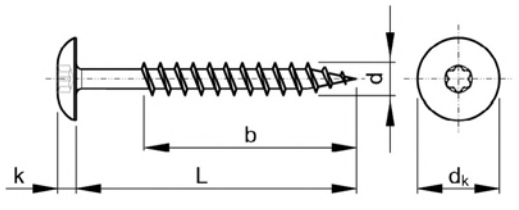



Technical Data

d	d_k	k	Socket
4.8	12.3	2.7	T20

51776 **Truss head woodscrew / Platbolkop houtschroef / Vis à bois à tête plate** **R41A**

Material Stainless steel

CE

RoHS



d x L x b	✉	Art.number	d x L x b	✉	Art.number	d x L x b	✉	Art.number
ST4,8X25X17MM*	100	51776.048.025	ST4,8X32X22MM*	100	51776.048.032	ST4,8X38X25MM	100	51776.048.038

Window screw caphead washer

Vensterbankschroef met nylon ring en kruisgleuf / Vis pour fenêtre avec rondelle polyamide

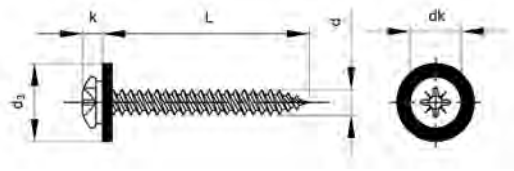



Technical Data

d	d_3	d_k	k	No. cross recess
3.9	12	7.9	3.1	2

Article groups

Thread	Driving features	Material	Color	Code	Page
ST	Pozidriv	St.st. A2	Natural	51760	6-299
ST	Pozidriv	St.st. A2	White	51764	6-299
ST	Pozidriv	St.st. A2	Brown	51767	6-299

6

51760 Window screw caphead washer natural / Vensterbankschroef met nylon ring en Pozidriv kruisgleuf, naturel / Vis pour fenêtre avec rondelle polyamide naturel — R03A

Thread Self tapping thread
Material Stainless steel A2
Color Natural



d x L	✉	Art.number	d x L	✉	Art.number	d x L	✉	Art.number
ST3,9X16MM*	1.000	51760.039.016	ST3,9X22MM*	1.000	51760.039.022	ST3,9X32MM*	1.000	51760.039.032
ST3,9X19MM*	1.000	51760.039.019	ST3,9X25MM*	1.000	51760.039.025			

51764 Window screw caphead washer white / Vensterbankschroef met nylon ring en Pozidriv kruisgleuf, wit / Vis pour fenêtre avec rondelle polyamide blanc — R03A

Thread Self tapping thread
Material Stainless steel A2
Color White



d x L	✉	Art.number	d x L	✉	Art.number	d x L	✉	Art.number
ST3,9X16MM*	1.000	51764.039.016	ST3,9X22MM*	1.000	51764.039.022	ST3,9X32MM*	1.000	51764.039.032
ST3,9X19MM*	1.000	51764.039.019	ST3,9X25MM*	1.000	51764.039.025			

51767 Window screw caphead washer brown / Vensterbankschroef met nylon ring en Pozidriv kruisgleuf, bruin / Vis pour fenêtre avec rondelle polyamide marron — R03A

Thread Self tapping thread
Material Stainless steel A2
Color Brown



d x L	✉	Art.number	d x L	✉	Art.number	d x L	✉	Art.number
ST3,9X16MM*	1.000	51767.039.016	ST3,9X22MM*	1.000	51767.039.022	ST3,9X32MM*	1.000	51767.039.032
ST3,9X19MM*	1.000	51767.039.019	ST3,9X25MM*	1.000	51767.039.025			

FABORY

Window screw caphead washer

Vensterbankschroef met nylon ring en T-ster / Vis pour fenêtre avec rondelle polyamide

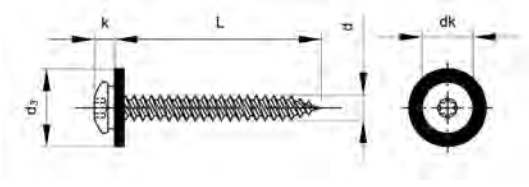



Technical Data

d	d_3	d_k	k	Socket
3.9	12	7.9	3.1	T15

Article groups

Thread	Driving features	Material	Color	Code	Page
ST	Hexalobular	St.st. A2	Natural	51761	6-300
ST	Hexalobular	St.st. A2	White	51765	6-300
ST	Hexalobular	St.st. A2	Brown	51768	6-300

6

51761 Window screw caphead washer natural / Vensterbankschroef met nylon ring en T-ster, naturel / Vis pour fenêtre avec rondelle polyamide naturel R03A

Thread Self tapping thread
Material Stainless steel A2
Color Natural



d x L	✉	Art.number	d x L	✉	Art.number	d x L	✉	Art.number
ST3,9X16MM*	200	51761.039.016	ST3,9X22MM*	200	51761.039.022	ST3,9X32MM*	200	51761.039.032
ST3,9X19MM*	200	51761.039.019	ST3,9X25MM	200	51761.039.025			

51765 Window screw caphead washer white / Vensterbankschroef met nylon ring en T-ster, wit / Vis pour fenêtre avec rondelle polyamide blanc R03A

Thread Self tapping thread
Material Stainless steel A2
Color White



d x L	✉	Art.number	d x L	✉	Art.number	d x L	✉	Art.number
ST3,9X16MM*	200	51765.039.016	ST3,9X22MM*	200	51765.039.022	ST3,9X32MM*	200	51765.039.032
ST3,9X19MM*	200	51765.039.019	ST3,9X25MM*	200	51765.039.025			

51768 Window screw caphead washer brown / Vensterbankschroef met nylon ring en T-ster, bruin / Vis pour fenêtre avec rondelle polyamide marron R03A

Thread Self tapping thread
Material Stainless steel A2
Color Brown



d x L	✉	Art.number	d x L	✉	Art.number	d x L	✉	Art.number
ST3,9X16MM*	200	51768.039.016	ST3,9X22MM*	200	51768.039.022	ST3,9X32MM*	200	51768.039.032
ST3,9X19MM*	200	51768.039.019	ST3,9X25MM*	200	51768.039.025			

Window sills screw

Vensterbankschroef met nylon ring en T-ster, grove draad / Vis pour fenêtre avec rondelle polyamide

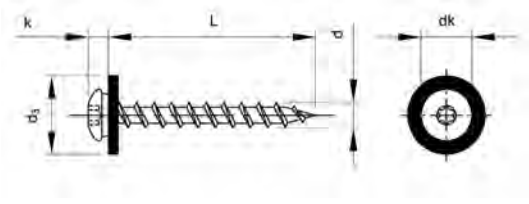

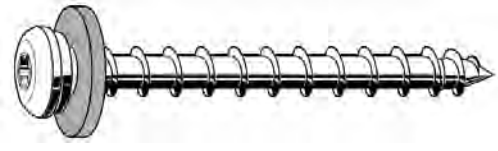

Technical Data

d	d_3	d_k	k	Socket
3.9	12	7.9	3.1	T15

Article groups

Thread	Driving features	Material	Color	Code	Page
CT	Hexalobular	St.st. A2	Natural	51762	6-301
CT	Hexalobular	St.st. A2	White	51766	6-301
CT	Hexalobular	St.st. A2	Brown	51769	6-301

51762 Window sills screw natural / Vensterbankschroef met nylon ring en T-ster, grove draad, naturel / Vis pour fenêtre avec rondelle polyamide naturel — R03A

Thread Coarse thread
Material Stainless steel A2
Color Natural



d x L	✉	Art.number	d x L	✉	Art.number	d x L	✉	Art.number
ST3,9X16MM*	200	51762.039.016	ST3,9X22MM*	200	51762.039.022	ST3,9X32MM*	200	51762.039.032
ST3,9X19MM*	200	51762.039.019	ST3,9X25MM*	200	51762.039.025			

51766 Window sills screw white / Vensterbankschroef met nylon ring en T-ster, grove draad, wit / Vis pour fenêtre avec rondelle polyamide blanc — R03A

Thread Coarse thread
Material Stainless steel A2
Color White



d x L	✉	Art.number	d x L	✉	Art.number	d x L	✉	Art.number
ST3,9X16MM*	200	51766.039.016	ST3,9X22MM*	200	51766.039.022	ST3,9X32MM*	200	51766.039.032
ST3,9X19MM*	200	51766.039.019	ST3,9X25MM*	200	51766.039.025			

51769 Window sills screw brown / Vensterbankschroef met nylon ring en T-ster, grove draad, bruin / Vis pour fenêtre avec rondelle polyamide marron — R03A

Thread Coarse thread
Material Stainless steel A2
Color Brown



d x L	✉	Art.number	d x L	✉	Art.number	d x L	✉	Art.number
ST3,9X16MM*	200	51769.039.016	ST3,9X22MM*	200	51769.039.022	ST3,9X32MM*	200	51769.039.032
ST3,9X19MM*	200	51769.039.019	ST3,9X25MM*	200	51769.039.025			

 Page 7-4 DIN 126 Plain	 Page 7-5 ISO 7089 Plain	 Page 7-8 DIN 125-1A Plain	 Page 7-14 ISO 7090 Plain	 Page 7-17 DIN 125-1B With chamfer
 Page 7-19 ISO 7092 For cheese head screws	 Page 7-20 DIN 433-1 For cheese head screws	 Page 7-22 NF E25-513 Type Z	 Page 7-24 NF E25-513 Type M	 Page 7-26 NF E25-513 Type L
 Page 7-27 NF E25-513 Type LL	 Page 7-29 Plain	 Page 7-30 ISO 7093-1 Plain	 Page 7-32 DIN 9021 3xd	 Page 7-35 ISO 7094 For wood construction
 Page 7-36 Repair washer	 Page 7-38 DIN 436 For wood construction	 Page 7-39 DIN 440 R For wood construction	 Page 7-41 DIN 440 V For wood construction	 Page 7-42 DIN 1052 For wood construction
 Page 7-43 DIN 434 For U-sections	 Page 7-45 DIN 435 For I-sections	 Page 7-46 DIN 7989-1 For steel structures	 Page 7-48 DIN 7989-2 For steel structures, product grade A	 Page 7-49 DIN 7349 For bolts with heavy type spring pins
 Page 7-51 ISO 8738 For clevis pins	 Page 7-52 DIN 1440 For clevis pins	 Page 7-54 DIN 1441 For clevis pins	 Page 7-56 DIN 988 Shim ring	 Page 7-60 DIN 7603 A Sealing washer
 Page 7-64 Sealing washer with rubber	 Page 7-64 Sealing washers/grey EPDM	 Page 7-65 Sealing washers/grey EPDM	 Page 7-65 DIN 127 A Tang ends	 Page 7-67 DIN 127 B Square ends
 Page 7-70 DIN 7980 For cylinder head screw	 Page 7-72 DIN 74361-2 C Conical spring washer	 Page 7-73 Double	 Page 7-74 DIN 43699 For switchgear plant	 Page 7-74 DIN 128 A Curved
Page 7-76 DIN 128 B Curved locking edge washer	Page 7-77 DIN 137 A Curved	Page 7-78 DIN 137 B Wave	Page 7-80 DIN 6797 A Type A	Page 7-81 DIN 6797 J Type J
Page 7-82 DIN 6798 A Type A	Page 7-85 DIN 6798 J Type J	Page 7-86 DIN 6798 V Type V	Page 7-88 NF E25-536 Type DD	Page 7-89 NF E25-512 Type JZC


Page 7-89
NF E25-511
Type M

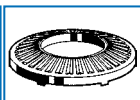
Page 7-90
NF ≈E25-511
Type P

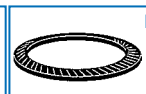
Page 7-91
Type S


Page 7-93
Type VS

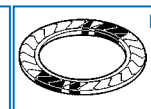
Page 7-94
Type Z


Page 7-94
Type M


Page 7-95
NORD-LOCK


Page 7-97
NORD-LOCK large outside diameter


Page 7-99
NORD-LOCK X-Series


Page 7-100
NORD-LOCK X-Series large outside diameter


Page 7-101
For steel structures


Page 7-102
NORD-LOCK Inches


Page 7-103
NORD-LOCK Large diameter Inches


Page 7-104
DUBO For hexagon bolt and nut


Page 7-105
DUBO For socket head screw


Page 7-106
DUBO Toothed collar ring


Page 7-107
DIN 6796
For bolted connections


Page 7-108
EN 16983 A
Type A heavy


Page 7-109
EN 16983 B
Type B middle


Page 7-110
EN 16983 C
Type C light


Page 7-111
DIN ≈2093 A/C
Type A heavy


Page 7-112
DIN 2093
Universal application


Page 7-115
Critical application


Page 7-117
For ball bearing


Page 7-118
DIN 432
With external tab


Page 7-120
DIN 462
With internal tab


Page 7-122
DIN 5406
External/internal


Page 7-123
DIN 70952 A
External/internal


Page 7-124
DIN 93
With long tab


Page 7-126
DIN 463
With tab and wing


Page 7-128
DIN 471
Type A


Page 7-131
DIN 471
Type A


Page 7-132
DIN 472
Type J


Page 7-135
DIN 6799
Retaining washer


Page 7-137
DIN 983
With lugs, for shafts


Page 7-138
DIN 7993 A
Snap ring


Page 7-139
Type SL


Page 7-140
Fixing washer for shafts


Page 7-141
Fixing washer for shafts type A


Page 7-142
Fixing washer for shafts type 4A

Page 7-143
Fixing washer installation tool

Page 7-143
Magnetic ferrule

Page 7-144
DIN 703
With 2 set screws

Page 7-145
DIN 705 A
With set screw

Page 7-146
DIN ≈705A
With 2 set screws

Page 7-147
DIN ≈705A
With slotted set screws

Page 7-149
DIN ≈705A
With 2 set screws

Page 7-151
DIN 705 B
With pin hole

Page 7-152
With hexagon head cap screw

Page 7-153
With 2x hexagon head cap screw

Washers and O-rings 7


Page 7-154
O-ring


Page 7-160
O-ring wire


Page 7-160
Rubber


Page 7-161
Packing ring


Page 7-161
Flat washer for Toyota


Page 7-162
ASME B18.21.1
Plain USS


Page 7-164
ASME B18.21.1
Plain SAE


Page 7-165
ASME ≈B18.22.1
Plain custom fender Steel


Page 7-166
ASME B18.21.1
Plain fender washer


Page 7-168
ASME ≈B18.22.1
Custom flat


Page 7-172
ASME B18.21.1
Square ends


Page 7-174
ASME B18.21.1
Square ends, extra duty


Page 7-175
ASME B18.21.1
Square ends heavy


Page 7-176
ASME B18.21.1
For cylinder head screw


Page 7-177
ASME B18.21.1
External countersunk


Page 7-178
ASME B18.21.1
External


Page 7-180
ASME B18.21.1
External/internal


Page 7-181
ASME B18.21.1
Internal


Page 7-183
ASME B18.21.1
Heavy


Page 7-184
ASME B18.27
Type NA1


Page 7-186
ASME B18.27
Type NA2


Page 7-188
ASME B18.27
Type NA3 (E-type)


Page 7-189
With internal lugs, for shafts


Page 7-190
With external lugs, for bores


Page 7-191
For U-bolt


Page 7-192
SAE AS568
O-ring

7

FABORY

Plain washer

Vlakke sluitring / Rondelle plate

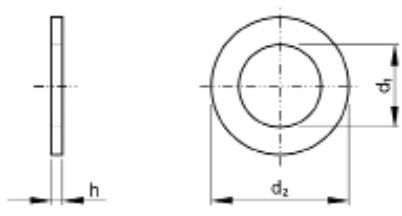

DIN	**126**
ISO	7091
NF	E25-513
NEN	2268



Technical Data

For nom. size	d_1	d_2	h	For nom. size	d_1	d_2	h
M5	5.5	10	1	M33	36	60	5
M6	6.6	12	1.6	M36	39	66	5
M8	9	16	1.6	M39	42	72	6
M10	11	20	2	M42	45	78	7
M12	13.5	24	2.5	M45	48	85	7
M14	15.5	28	2.5	M48	52	92	8
M16	17.5	30	3	M52	56	98	8
M18	20	34	3	M56	62	105	9
M20	22	37	3	M60	66	110	9
M22	24	39	3	M64	70	115	9
M24	26	44	4	M72	78	125	10
M27	30	50	4	M80	86	140	12
M30	33	56	4	M90	96	160	12

7

Article groups

Material	Class	Surface treatment	Code	Page
St.	100 HV	Plain	38200	7-4
St.	100 HV	ZPL	38205	7-4
St.	100 HV	HDG	38740	7-5

38200 **Plain washer / Vlakke sluitring / Rondelle plate** **L07G**

Material Steel
Class 100 HV
Surface treatment Plain



For nom. size	✉	Art.number	For nom. size	✉	Art.number	For nom. size	✉	Art.number
M5	1.000	38200.050.001	M22	100	38200.220.001	M48	25	38200.480.001
M6	1.000	38200.060.001	M24	100	38200.240.001	M52	25	38200.520.001
M8	1.000	38200.080.001	M27	100	38200.270.001	M56	25	38200.560.001
M10	1.000	38200.100.001	M30	100	38200.300.001	M60	10	38200.600.001
M12	500	38200.120.001	M33	100	38200.330.001	M64	10	38200.640.001
M14	250	38200.140.001	M36	100	38200.360.001	M72	10	38200.720.001
M16	250	38200.160.001	M39	50	38200.390.001	M80	5	38200.800.001
M18*	100	38200.180.001	M42	50	38200.420.001	M90	5	38200.900.001
M20	200	38200.200.001	M45	25	38200.450.001			

38205 **Plain washer / Vlakke sluitring / Rondelle plate** **L07G**

Material Steel
Class 100 HV
Surface treatment Zinc plated



For nom. size	✉	Art.number	For nom. size	✉	Art.number	For nom. size	✉	Art.number
M5	100	38205.050.001	M18	200	38205.180.001	M36	100	38205.360.001
M6	1.000	38205.060.001	M20	200	38205.200.001	M39	50	38205.390.001
M8	1.000	38205.080.001	M22	200	38205.220.001	M42*	50	38205.420.001
M10	1.000	38205.100.001	M24	100	38205.240.001	M45*	50	38205.450.001
M12	500	38205.120.001	M27	100	38205.270.001	M48*	25	38205.480.001
M14	100	38205.140.001	M30	100	38205.300.001	M52	10	38205.520.001
M16	250	38205.160.001	M33	100	38205.330.001	M56*	25	38205.560.001

Go to www.fabory.com for all your tools, safety and metalworking products

38740	Plain washer / Vlakke sluitring / Rondelle plate	A08G

Material Steel
Class 100 HV
Surface treatment Hot dip galvanized



For nom. size	✉	Art.number	For nom. size	✉	Art.number	For nom. size	✉	Art.number
M6	1.000	38740.060.001	M20	200	38740.200.001	M39	50	38740.390.001
M8	1.000	38740.080.001	M22	100	38740.220.001	M42	50	38740.420.001
M10	1.000	38740.100.001	M24	100	38740.240.001	M45	25	38740.450.001
M12	500	38740.120.001	M27	100	38740.270.001	M48	25	38740.480.001
M14	100	38740.140.001	M30	100	38740.300.001	M52	25	38740.520.001
M16	250	38740.160.001	M33	100	38740.330.001	M60	10	38740.600.001
M18	250	38740.180.001	M36	100	38740.360.001	M64	10	38740.640.001

Plain washer

Vlakke sluitring / Rondelle plate

ISO 7089

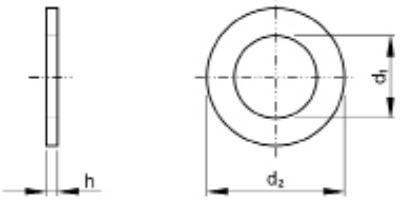



Technical Data

For nom. size	d_1	d_2	h
M3	3.2	7	0.5
M4	4.3	9	0.8
M5	5.3	10	1
M6	6.4	12	1.6
M8	8.4	16	1.6
M10	10.5	20	2
M12	13	24	2.5
M14	15	28	2.5
M16	17	30	3
M18	19	34	3
M20	21	37	3
M22	23	39	3
M24	25	44	4
M27	28	50	4
M30	31	56	4
M33	34	60	5
M36	37	66	5
M39	42	72	6
M42	45	78	8
M45	48	85	8

Article groups

Material	Class	Surface treatment		Code	Page
St.	200 HV	NCarb		38132	7-6
St.	200 HV	Ni.pl.		38138	7-6
St.	300 HV	HDG		38134	7-6
St.	300 HV	Plain		38135	7-6
St.	200 HV	ZPL		38131	7-6
St.	300 HV	ZPL		38136	7-6
St.	300 HV	ZPL	with CE marking	38137	7-7
St.	200 HV	Znthp/nc		38139	7-7
St.	200 HV	HDG		38133	7-7
St.st. A2	200 HV			51425	7-7
St.st. A4	200 HV			55425	7-7
Cu				50131	7-8

FABORY

38132 Plain washer / Vlakke sluitring / Rondelle plate — L01A

Material Steel
Class 200 HV
Surface treatment Nitro carbureted



For nom. size	✉	Art.number	For nom. size	✉	Art.number	For nom. size	✉	Art.number
M12	500	38132.120.001	M24*	200	38132.240.001	M33*	50	38132.330.001
M16	250	38132.160.001	M27*	100	38132.270.001	M36*	50	38132.360.001
M20*	200	38132.200.001	M30*	100	38132.300.001	M39*	50	38132.390.001

38138 Plain washer / Vlakke sluitring / Rondelle plate — L01A

Material Steel
Class 200 HV
Surface treatment Nickel plated



For nom. size	✉	Art.number	For nom. size	✉	Art.number	For nom. size	✉	Art.number
M3*	1.000	38138.030.001	M5*	1.000	38138.050.001	M8	1.000	38138.080.001
M4*	1.000	38138.040.001	M6*	1.000	38138.060.001	M10*	1.000	38138.100.001

38134 Plain washer / Vlakke sluitring / Rondelle plate — L01A

Material Steel
Class 300 HV
Surface treatment Hot dip galvanized



For nom. size	✉	Art.number	For nom. size	✉	Art.number	For nom. size	✉	Art.number
M10	500	38134.100.001	M24*	200	38134.240.001	M30*	50	38134.300.001
M12	500	38134.120.001	M27*	100	38134.270.001	M36*	50	38134.360.001

7

38135 Plain washer / Vlakke sluitring / Rondelle plate — L01A

Material Steel
Class 300 HV
Surface treatment Plain



For nom. size	✉	Art.number	For nom. size	✉	Art.number	For nom. size	✉	Art.number
M4*	200	38135.040.001	M10	100	38135.100.001	M20	100	38135.200.001
M5	200	38135.050.001	M12	100	38135.120.001	M24	50	38135.240.001
M6	200	38135.060.001	M16	100	38135.160.001	M30*	50	38135.300.001
M8	200	38135.080.001						

38131 Plain washer / Vlakke sluitring / Rondelle plate — L01A

Material Steel
Class 200 HV
Surface treatment Zinc plated



For nom. size	✉	Art.number	For nom. size	✉	Art.number	For nom. size	✉	Art.number
M10	500	38131.100.001	M20	100	38131.200.001	M30	50	38131.300.001
M12	500	38131.120.001	M24	50	38131.240.001	M36	50	38131.360.001
M16	250	38131.160.001	M27	50	38131.270.001			

38136 Plain washer / Vlakke sluitring / Rondelle plate — L01A

Material Steel
Class 300 HV
Surface treatment Zinc plated



For nom. size	✉	Art.number	For nom. size	✉	Art.number	For nom. size	✉	Art.number
M4	200	38136.040.001	M10	100	38136.100.001	M24	50	38136.240.001
M5	200	38136.050.001	M12	100	38136.120.001	M27	50	38136.270.001
M6	200	38136.060.001	M16	100	38136.160.001	M30*	50	38136.300.001
M8	200	38136.080.001	M20*	100	38136.200.001	M36*	50	38136.360.001

38137 Plain washer / Vlakke sluitring / Rondelle plate — L01A

Material Steel
Class 300 HV
Surface treatment Zinc plated



For nom. size	✉	Art.number	For nom. size	✉	Art.number	For nom. size	✉	Art.number
M10*	100	38137.100.001	M16	100	38137.160.001	M24*	50	38137.240.001
M12	100	38137.120.001	M20	100	38137.200.001	M27*	50	38137.270.001

38139 Plain washer / Vlakke sluitring / Rondelle plate — L01A

Material Steel
Class 200 HV
Surface treatment Zinc plated with thick Cr(III) passivation



For nom. size	✉	Art.number	For nom. size	✉	Art.number	For nom. size	✉	Art.number
M5	1.000	38139.050.001	M10	500	38139.100.001	M24*	200	38139.240.001
M6*	1.000	38139.060.001	M12*	500	38139.120.001	M30*	100	38139.300.001
M8*	1.000	38139.080.001	M16	250	38139.160.001	M36*	50	38139.360.001

38133 Plain washer / Vlakke sluitring / Rondelle plate — L01A

Material Steel
Class 200 HV
Surface treatment Hot dip galvanized



For nom. size	✉	Art.number	For nom. size	✉	Art.number	For nom. size	✉	Art.number
M10	500	38133.100.001	M20	100	38133.200.001	M30	50	38133.300.001
M12	500	38133.120.001	M24	50	38133.240.001	M36	50	38133.360.001
M16	250	38133.160.001	M27	50	38133.270.001			

51425 Plain washer / Vlakke sluitring / Rondelle plate — R05A

Material Stainless steel A2
Class 200 HV



For nom. size	✉	Art.number	For nom. size	✉	Art.number	For nom. size	✉	Art.number
M3*	1.000	51425.030.001	M12*	500	51425.120.001	M24*	100	51425.240.001
M4*	1.000	51425.040.001	M14*	200	51425.140.001	M27*	50	51425.270.001
M5*	1.000	51425.050.001	M16*	200	51425.160.001	M30*	50	51425.300.001
M6*	1.000	51425.060.001	M18*	200	51425.180.001	M36*	25	51425.360.001
M8*	1.000	51425.080.001	M20*	200	51425.200.001			
M10*	500	51425.100.001	M22*	100	51425.220.001			

55425 Plain washer / Vlakke sluitring / Rondelle plate — R45A

Material Stainless steel A4
Class 200 HV



For nom. size	✉	Art.number	For nom. size	✉	Art.number	For nom. size	✉	Art.number
M3	1.000	55425.030.001	M14	200	55425.140.001	M30*	50	55425.300.001
M4	1.000	55425.040.001	M16	200	55425.160.001	M33	25	55425.330.001
M5	1.000	55425.050.001	M18*	200	55425.180.001	M36*	25	55425.360.001
M6	500	55425.060.001	M20	200	55425.200.001	M39*	25	55425.390.001
M8	500	55425.080.001	M22*	100	55425.220.001	M42*	25	55425.420.001
M10	200	55425.100.001	M24*	100	55425.240.001	M45*	10	55425.450.001
M12	200	55425.120.001	M27*	50	55425.270.001			

FABORY

50131	Plain washer / Vlakke sluitring / Rondelle plate	M03A
Material	Copper	



For nom. size	✉	Art.number	For nom. size	✉	Art.number	For nom. size	✉	Art.number
M5*	100	50131.050.001	M8*	100	50131.080.001	M12*	100	50131.120.001
M6*	100	50131.060.001	M10*	100	50131.100.001	M16*	100	50131.160.001

Plain washer

Vlakke sluitring / Rondelle plate

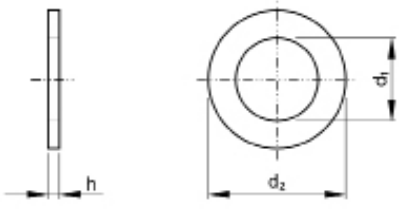

DIN	**125-1A**
ISO	7089
NEN	2269 A



Technical Data

For nom. size	d_1	d_2	h	For nom. size	d_1	d_2	h
M1 (≠DIN)	1.1	3.2	0.3	M16	17	30	3
M1.2 (≠DIN)	1.3	3.8	0.3	M18	19	34	3
M1.4 (≠DIN)	1.5	3.8	0.3	M20	21	37	3
M1.6	1.7	4	0.3	M22	23	39	3
M1.7	1.8	4.5	0.3	M24	25	44	4
M2	2.2	5	0.3	M26	27	50	4
M2.3	2.5	6	0.5	M27	28	50	4
M2.5	2.7	6	0.5	M30	31	56	4
M2.6	2.8	7	0.5	M33	34	60	5
M3	3.2	7	0.5	M36	37	66	5
M3.5	3.7	8	0.5	M39	40	72	6
M4	4.3	9	0.8	M42	43	78	7
M5	5.3	10	1	M45	46	85	7
M6	6.4	12	1.6	M48	50	92	8
M7	7.4	14	1.6	M50	52	92	8
M8	8.4	16	1.6	M52	54	98	8
M10	10.5	20	2	M56	58	105	9
M11 (≠DIN)	12	24	2.5	M58	60	110	9
M12	13	24	2.5	M60	62	110	9
M14	15	28	2.5	M64	66	115	9
M14.5 (≠DIN)	14.5	22	2	M72	74	125	10

Article groups

Material	Class	Surface treatment	Code	Page
St.	140 HV	Plain	38100	7-9
St.	140 HV	ZPL	38130	7-9
St.	140 HV	ZPL	38140	7-9
St.	140 HV	ZPL	38031	7-9
St.	200 HV	ZPL	38093	7-10
St.	140 HV	Znthp/nc	38081	7-10
St.	140 HV	flZn/nc	38152	7-10
St.	200 HV	flZn/nc	38125	7-10
St.	140 HV	HDG	38157	7-10
St.	140 HV	Ni.pl.	38154	7-11
Br.		Ni.pl.	50065	7-11
St.st. A2	140 HV		51420	7-11
St.st. A4	140 HV		55420	7-11
St.st. A5 (1.4571)			52420	7-11
St.st. D6 (1.4462)			52422	7-12
St.st. 1.4539			53421	7-12
St.st. A8 (1.4529)			53420	7-12
Al			45184	7-12
Ti	Gr.2		45930	7-12
Br.			50060	7-12

Article groups

Material	Class	Surface treatment	Code	Page
Cu			50340	7-13
Plastic PA	6.6		56300	7-13
Plastic PA	6.6		56310	7-13

38100 Plain washer / Vlakke sluitring / Rondelle plate — L01A

Material Steel
Class 140 HV
Surface treatment Plain



For nom. size	✉	Art.number	For nom. size	✉	Art.number	For nom. size	✉	Art.number
M2	200	38100.020.001	M11	150	38100.110.001	M36	25	38100.360.001
M2,3*	5.000	38100.023.001	M12	150	38100.120.001	M39	10	38100.390.001
M2,5*	5.000	38100.025.001	M14	100	38100.140.001	M42	10	38100.420.001
M2,6*	200	38100.026.001	M16	100	38100.160.001	M45	10	38100.450.001
M3	250	38100.030.001	M18	100	38100.180.001	M48	10	38100.480.001
M3,5*	200	38100.035.001	M20	100	38100.200.001	M52	5	38100.520.001
M4	250	38100.040.001	M22	50	38100.220.001	M56	5	38100.560.001
M5	250	38100.050.001	M24	50	38100.240.001	M58	1	38100.580.001
M6	250	38100.060.001	M27	100	38100.270.001	M60	1	38100.600.001
M7*	1.000	38100.070.001	M30	25	38100.300.001	M64	1	38100.640.001
M8	250	38100.080.001	M33	25	38100.330.001	M72	1	38100.720.001
M10	200	38100.100.001						

38130 Plain washer / Vlakke sluitring / Rondelle plate — L01A

Material Steel
Class 140 HV
Surface treatment Zinc plated



For nom. size	✉	Art.number	For nom. size	✉	Art.number	For nom. size	✉	Art.number
M1,6	500	38130.016.001	M10	200	38130.100.001	M30	25	38130.300.001
M2	500	38130.020.001	M11	150	38130.110.001	M33	25	38130.330.001
M2,3*	5.000	38130.023.001	M12	150	38130.120.001	M36	25	38130.360.001
M2,5	500	38130.025.001	M14	100	38130.140.001	M39	10	38130.390.001
M2,6	500	38130.026.001	M16	100	38130.160.001	M42	10	38130.420.001
M3	250	38130.030.001	M18	100	38130.180.001	M45	10	38130.450.001
M3,5	5.000	38130.035.001	M20	100	38130.200.001	M48	10	38130.480.001
M4	250	38130.040.001	M22	50	38130.220.001	M52	5	38130.520.001
M5	250	38130.050.001	M24	50	38130.240.001	M56	5	38130.560.001
M6	250	38130.060.001	M26	50	38130.260.001	M60	5	38130.600.001
M7	250	38130.070.001	M27	25	38130.270.001	M64	5	38130.640.001
M8	250	38130.080.001						

38140 Plain washer, large pack / Vlakke sluitring, grootverpakking / Rondelle plate, emballage grand — L01A

Material Steel
Class 140 HV
Surface treatment Zinc plated



For nom. size	✉	Art.number	For nom. size	✉	Art.number	For nom. size	✉	Art.number
M3	2.500	38140.030.001	M8	2.000	38140.080.001	M14	400	38140.140.001
M3,5	2.500	38140.035.001	M10	1.000	38140.100.001	M16	400	38140.160.001
M4	2.500	38140.040.001	M11	500	38140.110.001	M20	250	38140.200.001
M5	2.500	38140.050.001	M12	500	38140.120.001	M24	250	38140.240.001
M6	2.000	38140.060.001						

38031 Plain washer without chamfer flatpunched / Vlakke sluitring vlakgestampt / Rondelle emboutie — L01A

Material Steel
Class 140 HV
Surface treatment Zinc plated



For nom. size	✉	Art.number	For nom. size	✉	Art.number	For nom. size	✉	Art.number
M3	250	38031.030.001	M10	200	38031.100.001	M18	100	38031.180.001
M4	250	38031.040.001	M11	150	38031.110.001	M20	100	38031.200.001
M5	250	38031.050.001	M12	150	38031.120.001	M22	50	38031.220.001
M6	250	38031.060.001	M14	100	38031.140.001	M24	25	38031.240.001
M8	250	38031.080.001	M16	100	38031.160.001	M27	10	38031.270.001

7

FABORY

38031 Plain washer without chamfer flatpunched / Vlakke sluitring vlakgestampt / Rondelle emboutie

For nom. size	✉	Art.number
M30	10	38031.300.001

38093 Plain washer / Vlakke sluitring / Rondelle plate — L01A

Material Steel
Class 200 HV
Surface treatment Zinc plated



For nom. size	✉	Art.number	For nom. size	✉	Art.number	For nom. size	✉	Art.number
M6	250	38093.060.001	M16	100	38093.160.001	M27	25	38093.270.001
M8	250	38093.080.001	M18	100	38093.180.001	M30	25	38093.300.001
M10	200	38093.100.001	M20	100	38093.200.001	M33	25	38093.330.001
M12	150	38093.120.001	M24	50	38093.240.001	M36	25	38093.360.001
M14	100	38093.140.001						

38081 Plain washer / Vlakke sluitring / Rondelle plate — L95A

Material Steel
Class 140 HV
Surface treatment Zinc plated with thick Cr(III) passivation



For nom. size	✉	Art.number	For nom. size	✉	Art.number	For nom. size	✉	Art.number
M3	250	38081.030.001	M8	250	38081.080.001	M18	100	38081.180.001
M4	250	38081.040.001	M10	200	38081.100.001	M20	100	38081.200.001
M5	250	38081.050.001	M12	150	38081.120.001	M22	50	38081.220.001
M6	250	38081.060.001	M14	100	38081.140.001	M24	50	38081.240.001
M7	250	38081.070.001	M16	100	38081.160.001			

7

38152 Plain washer / Vlakke sluitring / Rondelle plate — L01A

Material Steel
Class 140 HV
Surface treatment Zinc flake Cr(VI) free - flZn/nc



For nom. size	✉	Art.number	For nom. size	✉	Art.number	For nom. size	✉	Art.number
M6	250	38152.060.001	M12	150	38152.120.001	M20	100	38152.200.001
M8	250	38152.080.001	M14	100	38152.140.001	M24	50	38152.240.001
M10	200	38152.100.001	M16	100	38152.160.001	M30	25	38152.300.001

38125 Plain washer / Vlakke sluitring / Rondelle plate — L01A

Material Steel
Class 200 HV
Surface treatment Zinc flake Cr(VI) free - flZn/nc



For nom. size	✉	Art.number	For nom. size	✉	Art.number	For nom. size	✉	Art.number
M6	250	38125.060.001	M12	150	38125.120.001	M24	50	38125.240.001
M8	250	38125.080.001	M16	100	38125.160.001	M30	25	38125.300.001
M10	200	38125.100.001	M20	100	38125.200.001			

38157 Plain washer / Vlakke sluitring / Rondelle plate — A08A

Material Steel
Class 140 HV
Surface treatment Hot dip galvanized



For nom. size	✉	Art.number	For nom. size	✉	Art.number	For nom. size	✉	Art.number
M6	100	38157.060.001	M14	500	38157.140.001	M24	100	38157.240.001
M8	200	38157.080.001	M16	100	38157.160.001	M27	50	38157.270.001
M10	200	38157.100.001	M18	100	38157.180.001	M30	50	38157.300.001
M12	150	38157.120.001	M20	100	38157.200.001	M36	50	38157.360.001

38154 Plain washer / Vlakke sluitring / Rondelle plate L07A

Material Steel
Class 140 HV
Surface treatment Nickel plated



For nom. size	✉	Art.number	For nom. size	✉	Art.number	For nom. size	✉	Art.number
M3*	1.000	38154.030.001	M5*	1.000	38154.050.001	M8*	1.000	38154.080.001
M4*	1.000	38154.040.001	M6*	1.000	38154.060.001	M10*	1.000	38154.100.001

50065 Plain washer / Vlakke sluitring / Rondelle plate M11F

Material Brass
Surface treatment Nickel plated



For nom. size	✉	Art.number	For nom. size	✉	Art.number	For nom. size	✉	Art.number
M3	250	50065.030.001	M6	250	50065.060.001	M16	100	50065.160.001
M3,5	250	50065.035.001	M8	250	50065.080.001	M20	50	50065.200.001
M4	250	50065.040.001	M10	100	50065.100.001	M24	50	50065.240.001
M5	250	50065.050.001	M12	100	50065.120.001			

51420 Plain washer / Vlakke sluitring / Rondelle plate R05A

Material Stainless steel A2
Class 140 HV



For nom. size	✉	Art.number	For nom. size	✉	Art.number	For nom. size	✉	Art.number
M1,2	200	51420.012.001	M7	500	51420.070.001	M27	50	51420.270.001
M1,6	200	51420.016.001	M8	500	51420.080.001	M30	50	51420.300.001
M1,7*	2.000	51420.017.001	M10	500	51420.100.001	M33	50	51420.330.001
M2	200	51420.020.001	M12	500	51420.120.001	M36	50	51420.360.001
M2,5	200	51420.025.001	M14	200	51420.140.001	M39	25	51420.390.001
M3	500	51420.030.001	M16	200	51420.160.001	M42	20	51420.420.001
M3,5	500	51420.035.001	M18	200	51420.180.001	M45	10	51420.450.001
M4	500	51420.040.001	M20	200	51420.200.001	M50	10	51420.500.001
M5	500	51420.050.001	M22	100	51420.220.001	M52	10	51420.520.001
M6	500	51420.060.001	M24	100	51420.240.001			

55420 Plain washer / Vlakke sluitring / Rondelle plate R45A

Material Stainless steel A4
Class 140 HV



For nom. size	✉	Art.number	For nom. size	✉	Art.number	For nom. size	✉	Art.number
M1,6	200	55420.016.001	M8	500	55420.080.001	M30	50	55420.300.001
M1,7*	2.000	55420.017.001	M10	500	55420.100.001	M33	50	55420.330.001
M2	200	55420.020.001	M12	500	55420.120.001	M36	50	55420.360.001
M2,5	200	55420.025.001	M14	200	55420.140.001	M39	25	55420.390.001
M3	500	55420.030.001	M16	200	55420.160.001	M42	25	55420.420.001
M3,5*	1.000	55420.035.001	M18	200	55420.180.001	M45	10	55420.450.001
M4	500	55420.040.001	M20	200	55420.200.001	M48*	10	55420.480.001
M5	500	55420.050.001	M22	100	55420.220.001	M50	10	55420.500.001
M6	500	55420.060.001	M24	100	55420.240.001	M52	10	55420.520.001
M7	500	55420.070.001	M27	50	55420.270.001			

52420 Plain washer / Vlakke sluitring / Rondelle plate R45A

Material Stainless steel A5 (1.4571)



For nom. size	✉	Art.number	For nom. size	✉	Art.number	For nom. size	✉	Art.number
M6	1.000	52420.060.001	M12*	200	52420.120.001	M24*	100	52420.240.001
M8*	500	52420.080.001	M16*	200	52420.160.001	M27*	50	52420.270.001
M10	500	52420.100.001	M20*	200	52420.200.001	M30*	50	52420.300.001

FABORY

52422 Plain washer / Vlakke sluitring / Rondelle plate R65A

Material Stainless steel D6 (1.4462)



For nom. size	✉	Art.number	For nom. size	✉	Art.number	For nom. size	✉	Art.number
M6*	250	52422.060.001	M12*	100	52422.120.001	M24*	25	52422.240.001
M8*	200	52422.080.001	M16*	50	52422.160.001	M30*	10	52422.300.001
M10*	100	52422.100.001	M20*	50	52422.200.001			

53421 Plain washer / Vlakke sluitring / Rondelle plate R86A

Material Stainless steel 1.4539



For nom. size	✉	Art.number	For nom. size	✉	Art.number	For nom. size	✉	Art.number
M6*	1.000	53421.060.001	M10*	1.000	53421.100.001	M16*	250	53421.160.001
M8*	50	53421.080.001	M12*	100	53421.120.001			

53420 Plain washer / Vlakke sluitring / Rondelle plate R75A

Material Stainless steel A8 (1.4529)



For nom. size	✉	Art.number	For nom. size	✉	Art.number	For nom. size	✉	Art.number
M5*	50	53420.050.001	M12*	50	53420.120.001	M24*	10	53420.240.001
M6*	50	53420.060.001	M16*	50	53420.160.001	M27*	5	53420.270.001
M8*	50	53420.080.001	M20*	25	53420.200.001	M30*	5	53420.300.001
M10*	50	53420.100.001						

7

45184 Plain washer / Vlakke sluitring / Rondelle plate W010

Material Aluminium



For nom. size	✉	Art.number	For nom. size	✉	Art.number	For nom. size	✉	Art.number
M3	250	45184.030.001	M8	250	45184.080.001	M16	100	45184.160.001
M4	250	45184.040.001	M10	200	45184.100.001	M20	100	45184.200.001
M5	250	45184.050.001	M12	150	45184.120.001	M30	50	45184.300.001
M6	250	45184.060.001						

45930 Plain washer / Vlakke sluitring / Rondelle plate W01A

Material Titanium
Class Gr.2



For nom. size	✉	Art.number	For nom. size	✉	Art.number	For nom. size	✉	Art.number
M6	25	45930.060.001	M8	25	45930.080.001	M10	25	45930.100.001

- Titanium Grade 2 (3.7035), due to the high content of pure titanium, performs excellently in those extremely corrosive environments where other materials such as e.g. stainless steel fail.

50060 Plain washer / Vlakke sluitring / Rondelle plate M11F

Material Brass



For nom. size	✉	Art.number	For nom. size	✉	Art.number	For nom. size	✉	Art.number
M2	250	50060.020.001	M6	250	50060.060.001	M12	100	50060.120.001
M3	250	50060.030.001	M7	250	50060.070.001	M14	100	50060.140.001
M4	250	50060.040.001	M8	250	50060.080.001	M16	100	50060.160.001
M5	250	50060.050.001	M10	100	50060.100.001	M18	50	50060.180.001

50060 Plain washer / Vlakke sluitring / Rondelle plate

For nom. size	✉	Art.number	For nom. size	✉	Art.number
M20	50	50060.200.001	M24	50	50060.240.001

50340 Plain washer / Vlakke sluitring / Rondelle plate — M11A

Material Copper



For nom. size	✉	Art.number	For nom. size	✉	Art.number	For nom. size	✉	Art.number
M5	100	50340.050.001	M8	100	50340.080.001	M12*	100	50340.120.001
M6	100	50340.060.001	M10*	100	50340.100.001	M16*	100	50340.160.001

56300 Plain washer / Vlakke sluitring / Rondelle plate — W02A

Material Plastic Polyamide (nylon)
Class 6.6



For nom. size	✉	Art.number	For nom. size	✉	Art.number	For nom. size	✉	Art.number
M2	200	56300.020.001	M10	100	56300.100.001	M22	50	56300.220.001
M2,5	200	56300.025.001	M12	100	56300.120.001	M24	50	56300.240.001
M3	200	56300.030.001	M14	100	56300.140.001	M27	50	56300.270.001
M4	200	56300.040.001	M14,5	100	56300.145.001	M30	50	56300.300.001
M5	200	56300.050.001	M16	50	56300.160.001	M33	50	56300.330.001
M6	200	56300.060.001	M18	100	56300.180.001	M36	50	56300.360.001
M8	200	56300.080.001	M20	50	56300.200.001			

56310 Plain washer, large pack / Vlakke sluitring, grootverpakking / Rondelle plate, emballage grand — W02A

Material Plastic Polyamide (nylon)
Class 6.6



For nom. size	✉	Art.number	For nom. size	✉	Art.number	For nom. size	✉	Art.number
M3	1.000	56310.030.001	M8	1.000	56310.080.001	M14	500	56310.140.001
M4	1.000	56310.040.001	M10	500	56310.100.001	M16	500	56310.160.001
M5	1.000	56310.050.001	M12	500	56310.120.001	M20	500	56310.200.001
M6	1.000	56310.060.001						

FABORY

Plain washer, chamfered

Vlakke sluitring met afschuining / Rondelle plate, chanfreinée

ISO 7090

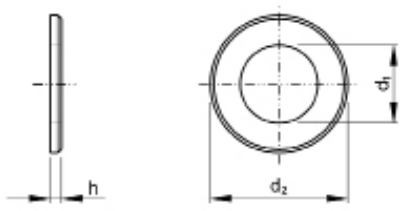



Technical Data

For nom. size	d_1	d_2	h
M1 (≠ISO)	1.1	3	0.3
M1.2 (≠ISO)	1.3	3.5	0.3
M1.4 (≠ISO)	1.5	4	0.3
M1.6 (≠ISO)	1.7	4	0.3
M2 (≠ISO)	2.2	5	0.3
M2.5 (≠ISO)	2.7	6	0.5
M3 (≠ISO)	3.2	7	0.5
M4 (≠ISO)	4.3	9	0.8
M5	5.3	10	1
M6	6.4	12	1.6
M8	8.4	16	1.6
M10	10.5	20	2
M12	13	24	2.5
M14	15	28	2.5
M16	17	30	3
M18	19	34	3
M20	21	37	3
M22	23	39	3
M24	25	44	4
M27	28	50	4
M30	31	56	4
M33	34	60	5
M36	37	66	5
M39	42	72	6
M42	45	78	8
M45	48	85	8
M48	52	92	8
M52	56	98	8
M56	62	105	10
M60	66	110	10
M64	70	115	10

Article groups

Material	Class	Surface treatment	Code	Page
St.	200 HV	Plain	38161	7-15
St.	200 HV	ZPL	38181	7-15
St.	200 HV	Znthp/nc	38183	7-15
St.	200 HV	flZn/nc	38185	7-15
St.	200 HV	HDG	38184	7-15
St.	300 HV	HDG	38188	7-16
St.st. A2	200 HV		51427	7-16
St.st. A4	200 HV		55427	7-16
Br.			50041	7-16
Br.		turned	50042	7-16

38161 Plain washer, chamfered / Vlakke sluitring met afschuining / Rondelle plate, chanfreinée — L01A

Material Steel
Class 200 HV
Surface treatment Plain



For nom. size	✉	Art.number	For nom. size	✉	Art.number	For nom. size	✉	Art.number
M3*	1.000	38161.030.001	M16	250	38161.160.001	M39*	25	38161.390.001
M4*	1.000	38161.040.001	M18*	250	38161.180.001	M42	25	38161.420.001
M5*	1.000	38161.050.001	M20*	200	38161.200.001	M45*	25	38161.450.001
M6	1.000	38161.060.001	M22*	200	38161.220.001	M48*	10	38161.480.001
M8	1.000	38161.080.001	M24*	200	38161.240.001	M52*	10	38161.520.001
M10	500	38161.100.001	M27*	50	38161.270.001	M56*	5	38161.560.001
M12*	500	38161.120.001	M33*	50	38161.330.001	M60*	5	38161.600.001
M14*	250	38161.140.001	M36*	50	38161.360.001	M64*	5	38161.640.001

38181 Plain washer, chamfered / Vlakke sluitring met afschuining / Rondelle plate, chanfreinée — L01A

Material Steel
Class 200 HV
Surface treatment Zinc plated



For nom. size	✉	Art.number	For nom. size	✉	Art.number	For nom. size	✉	Art.number
M3*	1.000	38181.030.001	M18*	250	38181.180.001	M39*	25	38181.390.001
M4	1.000	38181.040.001	M20	100	38181.200.001	M42*	25	38181.420.001
M5	1.000	38181.050.001	M22*	200	38181.220.001	M45*	25	38181.450.001
M6	1.000	38181.060.001	M24*	200	38181.240.001	M48*	10	38181.480.001
M8	1.000	38181.080.001	M27*	50	38181.270.001	M52*	10	38181.520.001
M10	500	38181.100.001	M30*	100	38181.300.001	M56*	5	38181.560.001
M12	100	38181.120.001	M33*	50	38181.330.001	M60*	5	38181.600.001
M16	250	38181.160.001	M36*	50	38181.360.001	M64*	5	38181.640.001

38183 Plain washer, chamfered / Vlakke sluitring met afschuining / Rondelle plate, chanfreinée — L95A

Material Steel
Class 200 HV
Surface treatment Zinc plated with thick Cr(III) passivation



For nom. size	✉	Art.number	For nom. size	✉	Art.number	For nom. size	✉	Art.number
M5*	1.000	38183.050.001	M12*	500	38183.120.001	M24*	200	38183.240.001
M6*	1.000	38183.060.001	M16*	250	38183.160.001	M30*	100	38183.300.001
M8*	1.000	38183.080.001	M20*	200	38183.200.001	M36*	50	38183.360.001
M10*	500	38183.100.001						

- Plain washers with a minimum hardness of 200HV.
- Because of the compression strength these washers are appropriate in combination with bolts with a maximum property class 8.8 or/and with nuts with a maximum property class 8.

38185 Plain washer, chamfered / Vlakke sluitring met afschuining / Rondelle plate, chanfreinée — L01A

Material Steel
Class 200 HV
Surface treatment Zinc flake Cr(VI) free - flZn/nc



For nom. size	✉	Art.number	For nom. size	✉	Art.number	For nom. size	✉	Art.number
M6*	1.000	38185.060.001	M14*	250	38185.140.001	M20*	200	38185.200.001
M8*	1.000	38185.080.001	M16*	250	38185.160.001	M22*	200	38185.220.001
M10*	500	38185.100.001	M18*	250	38185.180.001	M24*	200	38185.240.001
M12*	500	38185.120.001						

38184 Plain washer, chamfered / Vlakke sluitring met afschuining / Rondelle plate, chanfreinée — L01A

Material Steel
Class 200 HV
Surface treatment Hot dip galvanized



For nom. size	✉	Art.number	For nom. size	✉	Art.number	For nom. size	✉	Art.number
M6*	1.000	38184.060.001	M16	250	38184.160.001	M27*	100	38184.270.001
M8*	1.000	38184.080.001	M20*	200	38184.200.001	M30*	100	38184.300.001
M10*	1.000	38184.100.001	M22*	200	38184.220.001	M33*	50	38184.330.001
M12*	500	38184.120.001	M24*	200	38184.240.001	M36*	50	38184.360.001

FABORY

38184 Plain washer, chamfered / Vlakke sluitring met afschuining / Rondelle plate, chanfreinée

For nom. size	✉	Art.number	For nom. size	✉	Art.number	For nom. size	✉	Art.number
M39*	25	38184.390.001	M45*	25	38184.450.001	M52*	10	38184.520.001
M42*	25	38184.420.001	M48*	25	38184.480.001			

38188 Plain washer, chamfered / Vlakke sluitring met afschuining / Rondelle plate, chanfreinée L01A

Material Steel
Class 300 HV
Surface treatment Hot dip galvanized



For nom. size	✉	Art.number	For nom. size	✉	Art.number	For nom. size	✉	Art.number
M8*	100	38188.080.001	M16	100	38188.160.001	M27*	50	38188.270.001
M10*	100	38188.100.001	M20*	100	38188.200.001	M30*	50	38188.300.001
M12	100	38188.120.001	M24*	50	38188.240.001	M36*	50	38188.360.001

51427 Plain washer, chamfered / Vlakke sluitring met afschuining / Rondelle plate, chanfreinée R05A

Material Stainless steel A2
Class 200 HV



For nom. size	✉	Art.number	For nom. size	✉	Art.number	For nom. size	✉	Art.number
M4*	1.000	51427.040.001	M14*	100	51427.140.001	M27*	25	51427.270.001
M5	200	51427.050.001	M16	100	51427.160.001	M30*	25	51427.300.001
M6	200	51427.060.001	M18*	100	51427.180.001	M33	10	51427.330.001
M8	200	51427.080.001	M20*	50	51427.200.001	M36*	10	51427.360.001
M10	100	51427.100.001	M22*	50	51427.220.001			
M12	100	51427.120.001	M24*	50	51427.240.001			

7

55427 Plain washer, chamfered / Vlakke sluitring met afschuining / Rondelle plate, chanfreinée R45A

Material Stainless steel A4
Class 200 HV



For nom. size	✉	Art.number	For nom. size	✉	Art.number	For nom. size	✉	Art.number
M5*	200	55427.050.001	M14*	100	55427.140.001	M22*	50	55427.220.001
M6*	200	55427.060.001	M16*	100	55427.160.001	M24*	50	55427.240.001
M8*	200	55427.080.001	M18*	100	55427.180.001	M27*	25	55427.270.001
M10	100	55427.100.001	M20	50	55427.200.001	M30*	25	55427.300.001
M12	100	55427.120.001						

50041 Plain washer, chamfered / Vlakke sluitring met afschuining / Rondelle plate, chanfreinée M11A

Material Brass



For nom. size	✉	Art.number	For nom. size	✉	Art.number	For nom. size	✉	Art.number
M10*	200	50041.100.001	M20*	50	50041.200.001	M36*	10	50041.360.001
M12*	500	50041.120.001	M22*	25	50041.220.001	M39*	10	50041.390.001
M14*	250	50041.140.001	M24*	25	50041.240.001	M42*	10	50041.420.001
M16*	100	50041.160.001	M27*	25	50041.270.001	M45*	10	50041.450.001
M18*	50	50041.180.001	M30*	25	50041.300.001	M48*	10	50041.480.001

50042 Plain washer, chamfered / Vlakke sluitring met afschuining / Rondelle plate, chanfreinée M11A

Material Brass



For nom. size	✉	Art.number	For nom. size	✉	Art.number	For nom. size	✉	Art.number
M1*	100	50042.010.001	M2*	100	50042.020.001	M5*	100	50042.050.001
M1,2*	100	50042.012.001	M2,5*	100	50042.025.001	M6*	100	50042.060.001
M1,4*	100	50042.014.001	M3*	100	50042.030.001	M8*	100	50042.080.001
M1,6*	100	50042.016.001	M4*	100	50042.040.001	M10*	100	50042.100.001

Plain washer, chamfered

Vlakke sluitring met afschuining / Rondelle plate, chanfreinée

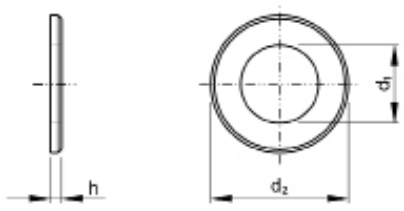

DIN	**125-1B**
ISO	7090
NEN	2269 B



Technical Data

For nom. size	d_1	d_2	h	For nom. size	d_1	d_2	h
M1 (≠DIN)	1.1	3	0.3	M24	25	44	4
M1.2 (≠DIN)	1.3	3.5	0.3	M26	27	50	4
M1.4 (≠DIN)	1.5	4	0.3	M27	28	50	4
M1.6	1.7	4	0.3	M30	31	56	4
M1.7	1.8	4.5	0.3	M33	34	60	5
M2	2.2	5	0.3	M36	37	66	5
M2.5	2.7	6	0.5	M39	40	72	6
M3	3.2	7	0.5	M42	43	78	7
M4	4.3	9	0.8	M45	46	85	7
M5	5.3	10	1	M48	50	92	8
M6	6.4	12	1.6	M52	54	98	8
M7	7.4	14	1.6	M56	58	105	9
M8	8.4	16	1.6	M58	60	110	9
M10	10.5	20	2	M60	62	110	9
M12	13	24	2.5	M64	66	115	9
M14	15	28	2.5	M68	70	120	10
M16	17	30	3	M72	74	125	10
M18	19	34	3	M76	78	135	10
M20	21	37	3	M80	82	140	12
M22	23	39	3	M90	93	160	12

Article groups

Material	Class	Surface treatment		Code	Page
St.	140 HV	Plain		38160	7-17
St.	140 HV	ZPL		38180	7-18
St.	140 HV	ZPL	large pack	38190	7-18
St.	140 HV	HDG		38195	7-18
St.st. A4	140 HV			55426	7-18
Br.				50040	7-18
Br.		Ni.pl.		50150	7-19

38160 **Plain washer, chamfered / Vlakke sluitring met afschuining / Rondelle plate, chanfreinée** **L07G**

Material	Steel
Class	140 HV
Surface treatment	Plain



RoHS

For nom. size	✉	Art.number	For nom. size	✉	Art.number	For nom. size	✉	Art.number
M1	100	38160.010.001	M14	100	38160.140.001	M45	10	38160.450.001
M1,2*	100	38160.012.001	M16	100	38160.160.001	M48	10	38160.480.001
M1,4*	100	38160.014.001	M18	100	38160.180.001	M52	5	38160.520.001
M1,6*	100	38160.016.001	M20	100	38160.200.001	M56	5	38160.560.001
M1,7*	100	38160.017.001	M22	50	38160.220.001	M58*	5	38160.580.001
M2	100	38160.020.001	M24	50	38160.240.001	M60	5	38160.600.001
M3*	100	38160.030.001	M26*	50	38160.260.001	M64	5	38160.640.001
M4	250	38160.040.001	M27	25	38160.270.001	M68*	5	38160.680.001
M5	250	38160.050.001	M30	25	38160.300.001	M72*	5	38160.720.001
M6	250	38160.060.001	M33	25	38160.330.001	M76*	5	38160.760.001
M8	250	38160.080.001	M36	25	38160.360.001	M80*	5	38160.800.001
M10	200	38160.100.001	M39	10	38160.390.001	M90*	5	38160.900.001
M12	150	38160.120.001	M42	10	38160.420.001			

FABORY

38180 Plain washer, chamfered / Vlakke sluitring met afschuining / Rondelle plate, chanfreinée — L07G

Material Steel
Class 140 HV
Surface treatment Zinc plated



For nom. size	✉	Art.number	For nom. size	✉	Art.number	For nom. size	✉	Art.number
M3	1.000	38180.030.001	M20	100	38180.200.001	M48	10	38180.480.001
M4	250	38180.040.001	M22	50	38180.220.001	M52	5	38180.520.001
M5	250	38180.050.001	M24	50	38180.240.001	M56	5	38180.560.001
M6	250	38180.060.001	M27	25	38180.270.001	M58*	5	38180.580.001
M7	250	38180.070.001	M30	25	38180.300.001	M60	5	38180.600.001
M8	250	38180.080.001	M33	25	38180.330.001	M64	5	38180.640.001
M10	200	38180.100.001	M36	25	38180.360.001	M68	5	38180.680.001
M12	150	38180.120.001	M39	10	38180.390.001	M72*	5	38180.720.001
M14	100	38180.140.001	M42	10	38180.420.001	M76*	5	38180.760.001
M16	100	38180.160.001	M45	10	38180.450.001	M80*	5	38180.800.001
M18	100	38180.180.001						

38190 Plain washer, chamfered, large pack / Vlakke sluitring met afschuining, grootverpakking / Rondelle plate avec chanfrein, emballage grand — L07G

Material Steel
Class 140 HV
Surface treatment Zinc plated



For nom. size	✉	Art.number	For nom. size	✉	Art.number	For nom. size	✉	Art.number
M5	2.500	38190.050.001	M8	2.000	38190.080.001	M12	500	38190.120.001
M6	2.000	38190.060.001	M10	1.000	38190.100.001	M16	400	38190.160.001

7

38195 Plain washer, chamfered / Vlakke sluitring met afschuining / Rondelle plate, chanfreinée — A08A

Material Steel
Class 140 HV
Surface treatment Hot dip galvanized



For nom. size	✉	Art.number	For nom. size	✉	Art.number	For nom. size	✉	Art.number
M6*	1.000	38195.060.001	M22*	200	38195.220.001	M36*	50	38195.360.001
M8*	1.000	38195.080.001	M24*	200	38195.240.001	M39*	25	38195.390.001
M10*	1.000	38195.100.001	M26*	100	38195.260.001	M42	25	38195.420.001
M12*	500	38195.120.001	M27*	100	38195.270.001	M48	25	38195.480.001
M16	250	38195.160.001	M30*	100	38195.300.001	M52	10	38195.520.001
M20*	200	38195.200.001	M33*	50	38195.330.001			

55426 Plain washer, chamfered / Vlakke sluitring met afschuining / Rondelle plate, chanfreinée — R45A

Material Stainless steel A4
Class 140 HV



For nom. size	✉	Art.number	For nom. size	✉	Art.number	For nom. size	✉	Art.number
M5	250	55426.050.001	M12	200	55426.120.001	M24	50	55426.240.001
M6	250	55426.060.001	M16	100	55426.160.001	M27	25	55426.270.001
M8	250	55426.080.001	M20	100	55426.200.001	M30	25	55426.300.001
M10	200	55426.100.001						

50040 Plain washer, chamfered / Vlakke sluitring met afschuining / Rondelle plate, chanfreinée — M11F

Material Brass



For nom. size	✉	Art.number	For nom. size	✉	Art.number	For nom. size	✉	Art.number
M3	250	50040.030.001	M10	100	50040.100.001	M20	50	50040.200.001
M4	250	50040.040.001	M12	100	50040.120.001	M22	50	50040.220.001
M5	250	50040.050.001	M14	100	50040.140.001	M24	50	50040.240.001
M6	250	50040.060.001	M16	100	50040.160.001	M27	50	50040.270.001
M7	250	50040.070.001	M18	100	50040.180.001	M30	25	50040.300.001
M8	250	50040.080.001						

50150 **Plain washer, chamfered / Vlakke sluitring met afschuining / Rondelle plate, chanfreinée** **M11F**

Material Brass
Surface treatment Nickel plated



For nom. size	✉	Art.number	For nom. size	✉	Art.number	For nom. size	✉	Art.number
M3	250	50150.030.001	M6	250	50150.060.001	M12	100	50150.120.001
M4	250	50150.040.001	M8	250	50150.080.001	M16	100	50150.160.001
M5	250	50150.050.001	M10	100	50150.100.001			

Plain washer, small series

Vlakke sluitring met kleine buitendiameter / Rondelle plate, série étroite

ISO 7092

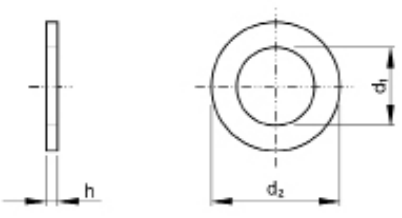



Technical Data

For nom. size	d_1	d_2	h
M2	2.2	4.5	0.3
M2.5	2.7	5	0.5
M3	3.2	6	0.5
M4	4.3	8	0.5
M5	5.3	9	1
M6	6.4	11	1.6
M8	8.4	15	1.6
M10	10.5	18	1.6
M12	13	20	2
M14	15	24	2.5
M16	17	28	2.5
M18	19	30	3
M20	21	34	3

Article groups

Material	Class	Surface treatment	Code	Page
St.	200 HV	Plain	38263	7-19
St.	200 HV	ZPL	38265	7-20
Br.			50095	7-20

38263 **Plain washer, small series / Vlakke sluitring met kleine buitendiameter / Rondelle plate, série étroite** **L07A**

Material Steel
Class 200 HV
Surface treatment Plain



For nom. size	✉	Art.number	For nom. size	✉	Art.number	For nom. size	✉	Art.number
M2*	5.000	38263.020.001	M6	1.000	38263.060.001	M14*	500	38263.140.001
M3*	5.000	38263.030.001	M8	1.000	38263.080.001	M16*	500	38263.160.001
M4*	5.000	38263.040.001	M10	1.000	38263.100.001	M18*	500	38263.180.001
M5*	5.000	38263.050.001	M12*	1.000	38263.120.001	M20*	500	38263.200.001

FABORY

38265 **Plain washer, small series / Vlakke sluitring met kleine buitendiameter / Rondelle plate, série étroite** **L07A**

Material	Steel
Class	200 HV
Surface treatment	Zinc plated



For nom. size	✉	Art.number	For nom. size	✉	Art.number	For nom. size	✉	Art.number
M2*	5.000	38265.020.001	M5*	5.000	38265.050.001	M14*	500	38265.140.001
M2,5*	5.000	38265.025.001	M6*	1.000	38265.060.001	M16*	500	38265.160.001
M3*	5.000	38265.030.001	M8*	1.000	38265.080.001	M18*	500	38265.180.001
M4*	5.000	38265.040.001	M12	1.000	38265.120.001	M20*	500	38265.200.001

50095 **Plain washer, small series / Vlakke sluitring met kleine buitendiameter / Rondelle plate, série étroite** **M11A**

Material	Brass



For nom. size	✉	Art.number	For nom. size	✉	Art.number	For nom. size	✉	Art.number
M2*	5.000	50095.020.001	M5*	1.000	50095.050.001	M12*	500	50095.120.001
M2,5*	5.000	50095.025.001	M6*	1.000	50095.060.001	M14*	100	50095.140.001
M3*	5.000	50095.030.001	M8*	100	50095.080.001	M16*	100	50095.160.001
M4*	5.000	50095.040.001	M10	100	50095.100.001	M20*	50	50095.200.001

Plain washer for cheese head screws

Vlakke sluitring voor cilinderschroeven / Rondelle plate pour vis à tête cylindrique

7

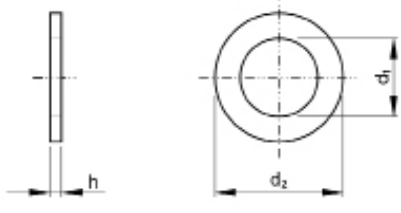

DIN	**433-1**
ISO	7092
NEN	2270



Technical Data

For nom. size	d_1	d_2	h
M1.4	1.5	3	0.3
M1.6	1.7	3.5	0.3
M2.2	2.2	4.5	0.3
M2	2.2	4.5	0.3
M2.5	2.7	5	0.5
M3	3.2	6	0.5
M3.5	3.7	7	0.5
M4	4.3	8	0.5
M5	5.3	9	1

For nom. size	d_1	d_2	h
M6	6.4	11	1.6
M8	8.4	15	1.6
M10	10.5	18	1.6
M12	13	20	2
M14	15	24	2.5
M16	17	28	2.5
M18	19	30	2.5
M20	21	34	3

Article groups

Material	Class	Surface treatment	Color	Code	Page
St.	140 HV	Plain		38249	7-21
St.	140 HV	ZPL		38250	7-21
St.st. A2	140 HV			51930	7-21
St.st. A4	140 HV			55930	7-21
Br.				50090	7-21
Br.		Ni.pl.		50100	7-22
Plastic PA	6.6		White	56320	7-22

38249 Plain washer for cheese head screws / Vlakke sluitring voor cilinderschroeven / Rondelle plate pour vis à tête cylindrique L07A

Material Steel
Class 140 HV
Surface treatment Plain



For nom. size	✉	Art.number	For nom. size	✉	Art.number	For nom. size	✉	Art.number
M2*	5.000	38249.020.001	M5*	5.000	38249.050.001	M14*	500	38249.140.001
M2,5*	5.000	38249.025.001	M6*	1.000	38249.060.001	M16*	500	38249.160.001
M3*	5.000	38249.030.001	M8*	1.000	38249.080.001	M18*	500	38249.180.001
M3,5*	500	38249.035.001	M10	1.000	38249.100.001	M20*	500	38249.200.001
M4*	5.000	38249.040.001	M12	100	38249.120.001			

38250 Plain washer for cheese head screws / Vlakke sluitring voor cilinderschroeven / Rondelle plate pour vis à tête cylindrique L07G

Material Steel
Class 140 HV
Surface treatment Zinc plated



For nom. size	✉	Art.number	For nom. size	✉	Art.number	For nom. size	✉	Art.number
M2	500	38250.020.001	M5	250	38250.050.001	M14	100	38250.140.001
M2,5	5.000	38250.025.001	M6	250	38250.060.001	M16	100	38250.160.001
M3	250	38250.030.001	M8	200	38250.080.001	M18	100	38250.180.001
M3,5*	500	38250.035.001	M10	200	38250.100.001	M20	100	38250.200.001
M4	250	38250.040.001	M12	100	38250.120.001			

51930 Plain washer for cheese head screws / Vlakke sluitring voor cilinderschroeven / Rondelle plate pour vis à tête cylindrique R09A

Material Stainless steel A2
Class 140 HV



For nom. size	✉	Art.number	For nom. size	✉	Art.number	For nom. size	✉	Art.number
M1,4*	2.000	51930.014.001	M4	500	51930.040.001	M12	100	51930.120.001
M1,7*	2.000	51930.017.001	M5	500	51930.050.001	M14	100	51930.140.001
M2,5	500	51930.025.001	M6	500	51930.060.001	M16	100	51930.160.001
M3	500	51930.030.001	M8	200	51930.080.001	M18	100	51930.180.001
M3,5	1.000	51930.035.001	M10	200	51930.100.001	M20	100	51930.200.001

55930 Plain washer for cheese head screws / Vlakke sluitring voor cilinderschroeven / Rondelle plate pour vis à tête cylindrique R49A

Material Stainless steel A4
Class 140 HV



For nom. size	✉	Art.number	For nom. size	✉	Art.number	For nom. size	✉	Art.number
M2	100	55930.020.001	M5	500	55930.050.001	M14	100	55930.140.001
M2,5	100	55930.025.001	M6	500	55930.060.001	M16	100	55930.160.001
M3	500	55930.030.001	M8	200	55930.080.001	M18	100	55930.180.001
M3,5*	1.000	55930.035.001	M10	200	55930.100.001	M20	100	55930.200.001
M4	500	55930.040.001	M12	100	55930.120.001			

50090 Plain washer for cheese head screws / Vlakke sluitring voor cilinderschroeven / Rondelle plate pour vis à tête cylindrique M11A

Material Brass



For nom. size	✉	Art.number	For nom. size	✉	Art.number	For nom. size	✉	Art.number
M2*	5.000	50090.020.001	M5*	1.000	50090.050.001	M12*	500	50090.120.001
M2,5*	5.000	50090.025.001	M6*	1.000	50090.060.001	M14*	100	50090.140.001
M3*	5.000	50090.030.001	M8*	100	50090.080.001	M16*	100	50090.160.001
M4*	5.000	50090.040.001	M10*	100	50090.100.001	M20*	50	50090.200.001

50100 Plain washer for cheese head screws / Vlakke sluitring voor cilinderschroeven / Rondelle plate pour vis à tête cylindrique **M11F**

Material Brass
Surface treatment Nickel plated



For nom. size	✉	Art.number	For nom. size	✉	Art.number	For nom. size	✉	Art.number
M2	500	50100.020.001	M5	250	50100.050.001	M10	200	50100.100.001
M3	250	50100.030.001	M6	250	50100.060.001	M14	100	50100.140.001
M4	250	50100.040.001	M8	200	50100.080.001	M16	100	50100.160.001

56320 Plain washer for cheese head screws / Vlakke sluitring voor cilinderschroeven / Rondelle plate pour vis à tête cylindrique **W02A**

Material Plastic Polyamide (nylon)
Class 6.6
Color White



For nom. size	✉	Art.number	For nom. size	✉	Art.number	For nom. size	✉	Art.number
M3	200	56320.030.001	M5	200	56320.050.001	M8	200	56320.080.001
M4	200	56320.040.001	M6	200	56320.060.001	M10	100	56320.100.001

Plain washer type Z

Vlakke sluitring type Z / Rondelle plate type Z

NF **E25-513**

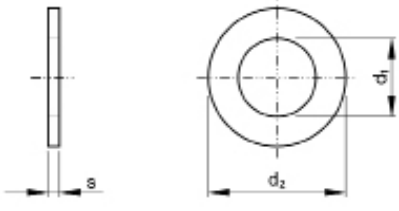



7

Technical Data

For nom. size	d_1	d_2	s	For nom. size	d_1	d_2	s
M2(≠NF)	2.2	4	0.5	M12	13	24	2.5
M2.5 (≠NF)	2.7	5	0.5	M14	15	27	2.5
M3	3.2	6	0.8	M16	17	30	3
M4	4.3	8	0.8	M18	19	32	3
M5	5.3	10	1	M20	21	36	3
M6	6.4	12	1.2	M22	23	40	3
M7	7.4	14	1.5	M24	25	45	4
M8	8.4	16	1.5	M27	28	48	4
M10	10.5	20	2	M30	31	52	4

Article groups

Material	Class	Surface treatment	Code	Page
St.	100 HV	Plain	38043	7-22
St.	100 HV	ZPL	38045	7-23
St.st. A2	100 HV		51416	7-23
St.st. A4	100 HV		55416	7-23

38043 Plain washer type Z / Vlakke sluitring type Z / Rondelle plate type Z **L07G**

Material Steel
Class 100 HV
Surface treatment Plain



For nom. size	✉	Art.number	For nom. size	✉	Art.number	For nom. size	✉	Art.number
M3	500	38043.030.001	M10	200	38043.100.001	M20	100	38043.200.001
M4	500	38043.040.001	M12	150	38043.120.001	M22	100	38043.220.001
M5	500	38043.050.001	M14	100	38043.140.001	M24	100	38043.240.001
M6	250	38043.060.001	M16	100	38043.160.001	M27	100	38043.270.001
M8	250	38043.080.001	M18	100	38043.180.001	M30	100	38043.300.001

38045 Plain washer type Z / Vlakke sluitring type Z / Rondelle plate type Z — L07G

Material Steel
Class 100 HV
Surface treatment Zinc plated



For nom. size	✉	Art.number	For nom. size	✉	Art.number	For nom. size	✉	Art.number
M3	500	38045.030.001	M10	200	38045.100.001	M20	100	38045.200.001
M4	500	38045.040.001	M12	150	38045.120.001	M22	100	38045.220.001
M5	500	38045.050.001	M14	100	38045.140.001	M24	100	38045.240.001
M6	250	38045.060.001	M16	100	38045.160.001	M27	100	38045.270.001
M8	250	38045.080.001	M18	100	38045.180.001	M30	100	38045.300.001

51416 Plain washer type Z / Vlakke sluitring type Z / Rondelle plate type Z — R05A

Material Stainless steel A2
Class 100 HV



For nom. size	✉	Art.number	For nom. size	✉	Art.number	For nom. size	✉	Art.number
M2*	500	51416.020.001	M6	250	51416.060.001	M16	100	51416.160.001
M2,5*	500	51416.025.001	M8	250	51416.080.001	M18*	50	51416.180.001
M3	250	51416.030.001	M10	200	51416.100.001	M20	100	51416.200.001
M4	250	51416.040.001	M12	200	51416.120.001	M24	50	51416.240.001
M5	250	51416.050.001	M14*	50	51416.140.001	M27	25	51416.270.001

55416 Plain washer type Z / Vlakke sluitring type Z / Rondelle plate type Z — R45A

Material Stainless steel A4
Class 100 HV



For nom. size	✉	Art.number	For nom. size	✉	Art.number	For nom. size	✉	Art.number
M2*	500	55416.020.001	M6	250	55416.060.001	M14*	50	55416.140.001
M2,5*	500	55416.025.001	M8	250	55416.080.001	M16	100	55416.160.001
M3	250	55416.030.001	M10	200	55416.100.001	M20	100	55416.200.001
M4	250	55416.040.001	M12	200	55416.120.001	M30	25	55416.300.001
M5	250	55416.050.001						

FABORY

Plain washer type M

Vlakke sluitring type M / Rondelle plate type M

NF E25-513

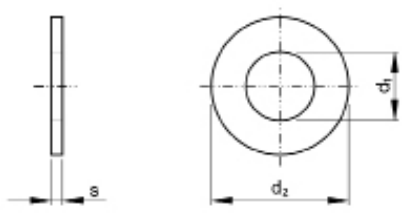



Technical Data

For nom. size	d_1	d_2	s	For nom. size	d_1	d_2	s
M2 (≠NF)	2.2	5.5	0.5	M20	21	40	3
M2.5 (≠NF)	2.7	7	0.5	M22	23	45	3
M3	3.2	8	0.8	M24	25	50	4
M4	4.3	10	0.8	M27	28	55	4
M5	5.3	12	1	M30	31	60	4
M6	6.4	14	1.2	M33	34	65	5
M7	7.4	16	1.5	M36	37	70	5
M8	8.4	18	1.5	M39	40	75	6
M10	10.5	22	2	M42	43	80	6
M12	13	27	2.5	M45	46	85	7
M14	15	30	2.5	M48	50	90	7
M16	17	32	3	M52	54	100	8
M18	19	36	3	M56 (≠NF)	60	105	9

7

Article groups

Material	Class	Surface treatment	Code	Page
St.	100 HV	Plain	38053	7-24
St.	100 HV	ZPL	38055	7-24
St.st. A2	100 HV		51417	7-25
St.st. A4	100 HV		55417	7-25
Al AlMg 3		Anod.	45150	7-25

38053 **Plain washer type M / Vlakke sluitring type M / Rondelle plate type M** **L07G**

Material Steel
Class 100 HV
Surface treatment Plain



For nom. size	✉	Art.number	For nom. size	✉	Art.number	For nom. size	✉	Art.number
M3	500	38053.030.001	M14	200	38053.140.001	M33	100	38053.330.001
M4	500	38053.040.001	M16	100	38053.160.001	M36	100	38053.360.001
M5	500	38053.050.001	M18	100	38053.180.001	M39	100	38053.390.001
M6	500	38053.060.001	M20	100	38053.200.001	M42	100	38053.420.001
M7	250	38053.070.001	M22	100	38053.220.001	M45	100	38053.450.001
M8	250	38053.080.001	M24	100	38053.240.001	M48	25	38053.480.001
M10	200	38053.100.001	M27	100	38053.270.001	M52	25	38053.520.001
M12	200	38053.120.001	M30	100	38053.300.001	M56	25	38053.560.001

38055 **Plain washer type M / Vlakke sluitring type M / Rondelle plate type M** **L07G**

Material Steel
Class 100 HV
Surface treatment Zinc plated



For nom. size	✉	Art.number	For nom. size	✉	Art.number	For nom. size	✉	Art.number
M3	500	38055.030.001	M12	200	38055.120.001	M27	100	38055.270.001
M4	500	38055.040.001	M14	200	38055.140.001	M30	100	38055.300.001
M5	500	38055.050.001	M16	100	38055.160.001	M33	100	38055.330.001
M6	500	38055.060.001	M18	100	38055.180.001	M36	100	38055.360.001
M7	250	38055.070.001	M20	100	38055.200.001	M39	100	38055.390.001
M8	250	38055.080.001	M22	100	38055.220.001	M42	100	38055.420.001
M10	200	38055.100.001	M24	100	38055.240.001	M45	100	38055.450.001

51417 Plain washer type M / Vlakke sluitring type M / Rondelle plate type M — R05A

Material Stainless steel A2
Class 100 HV



For nom. size	✉	Art.number	For nom. size	✉	Art.number	For nom. size	✉	Art.number
M2*	500	51417.020.001	M10	250	51417.100.001	M22	50	51417.220.001
M2,5	250	51417.025.001	M12	200	51417.120.001	M24	50	51417.240.001
M3	250	51417.030.001	M14	100	51417.140.001	M27	25	51417.270.001
M4	250	51417.040.001	M16	100	51417.160.001	M30	25	51417.300.001
M5	250	51417.050.001	M18	100	51417.180.001	M33*	25	51417.330.001
M6	250	51417.060.001	M20	100	51417.200.001	M36	25	51417.360.001
M8	250	51417.080.001						

55417 Plain washer type M / Vlakke sluitring type M / Rondelle plate type M — R45A

Material Stainless steel A4
Class 100 HV



For nom. size	✉	Art.number	For nom. size	✉	Art.number	For nom. size	✉	Art.number
M2*	500	55417.020.001	M10	250	55417.100.001	M22	50	55417.220.001
M2,5*	500	55417.025.001	M12	200	55417.120.001	M24	50	55417.240.001
M3	250	55417.030.001	M14	100	55417.140.001	M27	25	55417.270.001
M4	250	55417.040.001	M16	100	55417.160.001	M30	25	55417.300.001
M5	250	55417.050.001	M18	100	55417.180.001	M33	25	55417.330.001
M6	250	55417.060.001	M20	100	55417.200.001	M36*	50	55417.360.001
M8	250	55417.080.001						

45150 Plain washer type M / Vlakke sluitring type M / Rondelle plate type M — W01A

Material Aluminium AlMg 3
Surface treatment Anodized



For nom. size	✉	Art.number	For nom. size	✉	Art.number	For nom. size	✉	Art.number
M3	500	45150.030.001	M5	500	45150.050.001	M8	250	45150.080.001
M4	500	45150.040.001	M6	500	45150.060.001	M10	200	45150.100.001

FABORY

Plain washer type L

Vlakke sluitring type L / Rondelle plate type L

NF E25-513

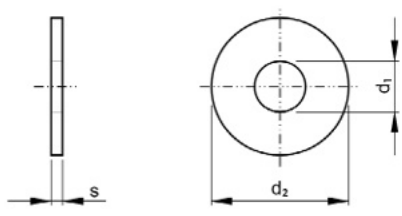



Technical Data

For nom. size	d_1	d_2	s	For nom. size	d_1	d_2	s
M3	3.2	12	0.8	M14	15	36	2.5
M4	4.3	14	0.8	M16	17	40	3
M5	5.3	16	1	M18	19	45	3
M6	6.4	18	1.2	M20	21	50	3
M7	7.4	20	1.5	M22	23	55	3
M8	8.4	22	1.5	M24	25	60	4
M10	10.5	27	2	M27	28	65	4
M12	13	32	2.5	M30	31	70	4

Article groups

Material	Class	Surface treatment	Code	Page
St.	100 HV	Plain	38063	7-26
St.	100 HV	ZPL	38065	7-26
St.st. A2	100 HV		51418	7-27
St.st. A4	100 HV		55418	7-27

7

38063 **Plain washer type L / Vlakke sluitring type L / Rondelle plate type L** **L07G**

Material Steel
Class 100 HV
Surface treatment Plain



For nom. size	✉	Art.number	For nom. size	✉	Art.number	For nom. size	✉	Art.number
M3	500	38063.030.001	M10	200	38063.100.001	M22	100	38063.220.001
M4	500	38063.040.001	M12	200	38063.120.001	M24	100	38063.240.001
M5	500	38063.050.001	M14	200	38063.140.001	M27	100	38063.270.001
M6	500	38063.060.001	M16	100	38063.160.001	M30	100	38063.300.001
M7	250	38063.070.001	M18	100	38063.180.001			
M8	250	38063.080.001	M20	100	38063.200.001			

38065 **Plain washer type L / Vlakke sluitring type L / Rondelle plate type L** **L07G**

Material Steel
Class 100 HV
Surface treatment Zinc plated



For nom. size	✉	Art.number	For nom. size	✉	Art.number	For nom. size	✉	Art.number
M3	500	38065.030.001	M10	200	38065.100.001	M22	100	38065.220.001
M4	500	38065.040.001	M12	200	38065.120.001	M24	100	38065.240.001
M5	500	38065.050.001	M14	200	38065.140.001	M27	100	38065.270.001
M6	500	38065.060.001	M16	100	38065.160.001	M30	100	38065.300.001
M7	250	38065.070.001	M18	100	38065.180.001			
M8	250	38065.080.001	M20	100	38065.200.001			

51418 **Plain washer type L / Vlakke sluitring type L / Rondelle plate type L** **R05A**

Material Stainless steel A2
Class 100 HV



For nom. size	✉	Art.number	For nom. size	✉	Art.number	For nom. size	✉	Art.number
M3	250	51418.030.001	M10	250	51418.100.001	M18	100	51418.180.001
M4	250	51418.040.001	M12	200	51418.120.001	M20	100	51418.200.001
M5	250	51418.050.001	M14	200	51418.140.001	M24	50	51418.240.001
M6	250	51418.060.001	M16	100	51418.160.001	M27	50	51418.270.001
M8	250	51418.080.001						

55418 **Plain washer type L / Vlakke sluitring type L / Rondelle plate type L** **R45A**

Material Stainless steel A4
Class 100 HV



For nom. size	✉	Art.number	For nom. size	✉	Art.number	For nom. size	✉	Art.number
M3	250	55418.030.001	M10	250	55418.100.001	M20	100	55418.200.001
M4	250	55418.040.001	M12	200	55418.120.001	M24	50	55418.240.001
M5	250	55418.050.001	M14	200	55418.140.001	M27	50	55418.270.001
M6	250	55418.060.001	M16	100	55418.160.001	M30	25	55418.300.001
M8	250	55418.080.001	M18	100	55418.180.001			

Plain washer type LL

Vlakke sluitring type LL / Rondelle plate type LL

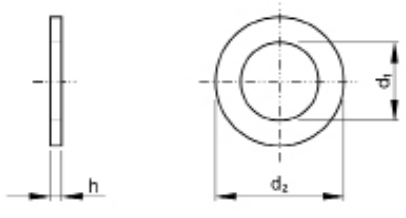

NF **E25-513**



Technical Data

For nom. size	d_1	d_2	s	For nom. size	d_1	d_2	s
M3	3.2	14	0.8	M14	15	45	2.5
M4	4.3	16	0.8	M16	17	50	3
M5	5.3	20	1	M18	19	55	3
M6	6.4	24	1.2	M20	21	60	3
M7	7.4	27	1.5	M22 (≠NF)	23	65	3
M8	8.4	30	1.5	M24 (≠NF)	25	70	4
M10	10.5	36	2	M27 (≠NF)	28	78	4
M12	13	40	2.5	M30 (≠NF)	31	80	4

Article groups

Material	Class	Surface treatment	Code	Page
St.	100 HV	Plain	38073	7-27
St.	100 HV	ZPL	38075	7-28
St.st. A2	100 HV		51419	7-28
St.st. A4	100 HV		55419	7-28

38073 **Plain washer type LL / Vlakke sluitring type LL / Rondelle plate type LL** **L07G**

Material Steel
Class 100 HV
Surface treatment Plain



For nom. size	✉	Art.number	For nom. size	✉	Art.number	For nom. size	✉	Art.number
M3	1.000	38073.030.001	M7	250	38073.070.001	M14	100	38073.140.001
M4	500	38073.040.001	M8	250	38073.080.001	M16	100	38073.160.001
M5	500	38073.050.001	M10	200	38073.100.001	M18	100	38073.180.001
M6	250	38073.060.001	M12	200	38073.120.001	M20	100	38073.200.001

FABORY

38073 Plain washer type LL / Vlakke sluitring type LL / Rondelle plate type LL

For nom. size	✉	Art.number	For nom. size	✉	Art.number	For nom. size	✉	Art.number
M22	100	38073.220.001	M24	100	38073.240.001	M27	100	38073.270.001

38075 Plain washer type LL / Vlakke sluitring type LL / Rondelle plate type LL L07G

Material Steel
Class 100 HV
Surface treatment Zinc plated



For nom. size	✉	Art.number	For nom. size	✉	Art.number	For nom. size	✉	Art.number
M3	1.000	38075.030.001	M10	200	38075.100.001	M22	100	38075.220.001
M4	500	38075.040.001	M12	200	38075.120.001	M24	100	38075.240.001
M5	500	38075.050.001	M14	100	38075.140.001	M27	100	38075.270.001
M6	250	38075.060.001	M16	100	38075.160.001	M30	100	38075.300.001
M7	250	38075.070.001	M18	100	38075.180.001			
M8	250	38075.080.001	M20	100	38075.200.001			

51419 Plain washer type LL / Vlakke sluitring type LL / Rondelle plate type LL R05A

Material Stainless steel A2
Class 100 HV



For nom. size	✉	Art.number	For nom. size	✉	Art.number	For nom. size	✉	Art.number
M3	500	51419.030.001	M8	250	51419.080.001	M14	100	51419.140.001
M4	250	51419.040.001	M10	250	51419.100.001	M16	100	51419.160.001
M5	250	51419.050.001	M12	200	51419.120.001	M20*	50	51419.200.001
M6	250	51419.060.001						

7

55419 Plain washer type LL / Vlakke sluitring type LL / Rondelle plate type LL R45A

Material Stainless steel A4
Class 100 HV



For nom. size	✉	Art.number	For nom. size	✉	Art.number	For nom. size	✉	Art.number
M3*	500	55419.030.001	M6	250	55419.060.001	M12	200	55419.120.001
M4	500	55419.040.001	M8	250	55419.080.001	M16*	50	55419.160.001
M5	200	55419.050.001	M10	250	55419.100.001			

Plain washer, type 1

Vlakke sluitirng, type 1 / Rondelle brut, type 1

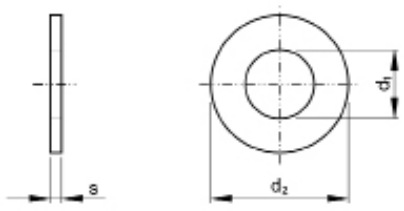



Technical Data

For nom. size	d_1	d_2	s
M3	3.2	8	0.5
M4	4.3	10	0.8
M5	5.3	12	1
M6	6.5	13	1.25
M7	8	16	1.25
M8	10	20	1.5
M10	11.5	23	1.5
M12	13	26	1.75
M14	14.5	29	1.75
M16	17.5	35	2
M18	19.5	39	2.5
M20	21	42	2.5
M22	24.5	49	3
M24	27.5	55	3.5
M27	29	58	3.5
M30	31	62	3.5
M33	34	68	4
M39	40	80	5
M42	43	85	5
M45	46	90	6
M48	50	97	6
M52	54	105	7

Article groups

Material	Class	Surface treatment	Code	Page
St.	100 HV	Plain	38266	7-29
St.	100 HV	ZPL	38267	7-29

38266 **Plain washer, type 1 / Vlakke sluitirng, type 1 / Rondelle brut, type 1** **L07A**

Material Steel
Class 100 HV
Surface treatment Plain



For nom. size	✉	Art.number	For nom. size	✉	Art.number	For nom. size	✉	Art.number
M3*	200	38266.032.001	M14*	200	38266.145.001	M30*	100	38266.310.001
M4*	200	38266.043.001	M16*	200	38266.175.001	M33*	100	38266.340.001
M5*	200	38266.053.001	M18*	100	38266.195.001	M39*	50	38266.400.001
M6*	200	38266.065.001	M20*	100	38266.210.001	M42*	50	38266.430.001
M7*	200	38266.080.001	M22*	100	38266.245.001	M45*	50	38266.460.001
M8*	200	38266.100.001	M24*	100	38266.275.001	M48*	50	38266.500.001
M10*	200	38266.115.001	M27*	100	38266.290.001	M52*	25	38266.540.001

38267 **Plain washer, type 1 / Vlakke sluitirng, type 1 / Rondelle brut, type 1** **L07A**

Material Steel
Class 100 HV
Surface treatment Zinc plated



For nom. size	✉	Art.number	For nom. size	✉	Art.number	For nom. size	✉	Art.number
M3*	200	38267.032.001	M6*	200	38267.065.001	M10*	200	38267.115.001
M4*	200	38267.043.001	M7*	200	38267.080.001	M12*	200	38267.130.001
M5*	200	38267.053.001	M8*	200	38267.100.001	M14*	200	38267.145.001

FABORY

38267	Plain washer, type 1 / Vlakke sluitirng, type 1 / Rondelle brut, type 1	←

For nom. size	✉	Art.number	For nom. size	✉	Art.number	For nom. size	✉	Art.number
M16*	200	38267.175.001	M24*	100	38267.275.001	M39*	50	38267.400.001
M18*	100	38267.195.001	M27*	100	38267.290.001	M42*	50	38267.430.001
M20*	100	38267.210.001	M30*	100	38267.310.001	M45*	50	38267.460.001
M22*	100	38267.245.001	M33*	100	38267.340.001	M52*	25	38267.540.001

Plain washer with outside diameter ≈ 3 x nominal thread diameter

Vlakke sluitring met buitendiameter ≈ 3 x nominale diameter / Rondelle plate avec diamètre extérieur ≈ 3 diamètre nominal

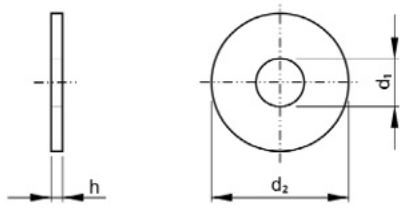

ISO 7093-1



Technical Data

For nom. size	d_1	d_2	h
M3	3.2	9	0.8
M3.5	3.7	11	0.8
M4	4.3	12	1
M5	5.3	15	1
M6	6.4	18	1.6
M8	8.4	24	2
M10	10.5	30	2.5
M12	13	37	3
M14	15	44	3
M16	17	50	3
M18	19	56	4
M20	21	60	4
M22	23	66	5
M24	25	72	5
M30	33	92	6
M36	39	110	8

7

Article groups

Material	Class	Surface treatment	Code	Page
St.	200 HV	Plain	38215	7-30
St.	200 HV	ZPL	38216	7-31
St.	200 HV	HDG	38217	7-31
St.st. A2	200 HV		51531	7-31
St.st. A4	200 HV		55531	7-31

38215	Plain washer with outside diameter ≈ 3 x nominal thread diameter / Vlakke sluitring met buitendiameter ≈ 3 x nominale diameter / Rondelle plate avec diamètre extérieur ≈ 3 diamètre nominal	L01A

Material Steel
Class 200 HV
Surface treatment Plain

RoHS



For nom. size	✉	Art.number	For nom. size	✉	Art.number	For nom. size	✉	Art.number
M3*	10.000	38215.030.001	M10	250	38215.100.001	M20*	100	38215.200.001
M4*	5.000	38215.040.001	M12	100	38215.120.001	M24*	50	38215.240.001
M5	2.500	38215.050.001	M14*	100	38215.140.001	M30*	25	38215.300.001
M6	2.500	38215.060.001	M16	100	38215.160.001	M36*	25	38215.360.001
M8	500	38215.080.001	M18*	100	38215.180.001			

38216 Plain washer with outside diameter ≈ 3 x nominal thread diameter / Vlakke sluitring met buitendiameter ≈ 3 x nominale diameter / Rondelle plate avec diamètre extérieur ≈ 3 diamètre nominal — L01A

Material Steel
Class 200 HV
Surface treatment Zinc plated



For nom. size	✉	Art.number	For nom. size	✉	Art.number	For nom. size	✉	Art.number
M3*	10.000	38216.030.001	M10	250	38216.100.001	M20	100	38216.200.001
M4	5.000	38216.040.001	M12	100	38216.120.001	M24*	50	38216.240.001
M5	2.500	38216.050.001	M14*	100	38216.140.001	M30*	25	38216.300.001
M6	2.500	38216.060.001	M16	100	38216.160.001	M36*	25	38216.360.001
M8	500	38216.080.001	M18*	100	38216.180.001			

38217 Plain washer with outside diameter ≈ 3 x nominal thread diameter / Vlakke sluitring met buitendiameter ≈ 3 x nominale diameter / Rondelle plate avec diamètre extérieur ≈ 3 diamètre nominal — L01A

Material Steel
Class 200 HV
Surface treatment Hot dip galvanized



For nom. size	✉	Art.number	For nom. size	✉	Art.number	For nom. size	✉	Art.number
M6*	2.500	38217.060.001	M16	100	38217.160.001	M24*	50	38217.240.001
M8	500	38217.080.001	M18*	100	38217.180.001	M30*	25	38217.300.001
M10	250	38217.100.001	M20*	100	38217.200.001	M36*	25	38217.360.001
M12	100	38217.120.001						

51531 Plain washer with outside diameter ≈ 3 x nominal thread diameter / Vlakke sluitring met buitendiameter ≈ 3 x nominale diameter / Rondelle plate avec diamètre extérieur ≈ 3 diamètre nominal — R05A

Material Stainless steel A2
Class 200 HV



For nom. size	✉	Art.number	For nom. size	✉	Art.number	For nom. size	✉	Art.number
M3	1.000	51531.030.001	M8	500	51531.080.001	M18*	50	51531.180.001
M3,5	1.000	51531.035.001	M10	200	51531.100.001	M20	50	51531.200.001
M4	1.000	51531.040.001	M12	200	51531.120.001	M22*	50	51531.220.001
M5	1.000	51531.050.001	M14*	100	51531.140.001	M24*	25	51531.240.001
M6	500	51531.060.001	M16	100	51531.160.001	M30*	25	51531.300.001

55531 Plain washer with outside diameter ≈ 3 x nominal thread diameter / Vlakke sluitring met buitendiameter ≈ 3 x nominale diameter / Rondelle plate avec diamètre extérieur ≈ 3 diamètre nominal — R45A

Material Stainless steel A4
Class 200 HV



For nom. size	✉	Art.number	For nom. size	✉	Art.number	For nom. size	✉	Art.number
M3*	1.000	55531.030.001	M10	200	55531.100.001	M20*	50	55531.200.001
M4	1.000	55531.040.001	M12	200	55531.120.001	M22*	50	55531.220.001
M5	1.000	55531.050.001	M14*	100	55531.140.001	M24*	25	55531.240.001
M6	500	55531.060.001	M16	100	55531.160.001	M30*	25	55531.300.001
M8	500	55531.080.001	M18*	50	55531.180.001			

Plain washer with outside diameter ≈ 3 x nominal thread diameter

Vlakke sluitring met buitendiameter ≈ 3 x nominale diameter / Rondelle plate avec diamètre extérieur ≈ 3 diamètre nominal

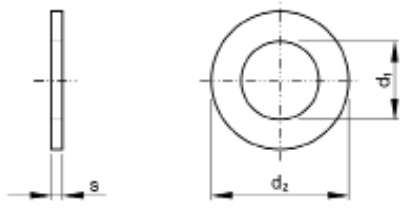

DIN 9021
ISO ≈7093
NF E25-513



Technical Data

For nom. size	d_1	d_2	h	For nom. size	d_1	d_2	h
M2 (≠DIN)	2.2	7	0.8	M12	13	37	3
M2.5	2.7	8	0.8	M14	15	44	3
M3	3.2	9	0.8	M16	17	50	3
M3.5	3.7	11	0.8	M18	20	56	4
M4	4.3	12	1	M20	22	60	4
M5	5.3	15	1.2	M22 (≠DIN)	23	66	5
M6	6.4	18	1.6	M24	26	72	5
M7	7.4	22	2	M27 (≠DIN)	30	85	6
M8	8.4	24	2	M30	33	92	6
M10	10.5	30	2.5	M36	39	110	8

Article groups

Material	Class	Surface treatment		Color	Code	Page
St.	140 HV (>M16 100HV)	Plain			38209	7-32
St.	140 HV (>M16 100HV)	ZPL			38210	7-32
St.		ZPL	large pack		38220	7-33
St.	140 HV (>M16 100HV)	HDG			38212	7-33
St.st. A2	140 HV				51530	7-33
St.st. A4	140 HV				55530	7-33
St.st. A5 (1.4571)					53530	7-33
St.st. D6 (1.4462)					52530	7-34
St.st. A8 (1.4529)					52531	7-34
Br.					50165	7-34
Plastic PA	6.6			White	56330	7-34
Plastic PA	6.6			Black	56332	7-34

38209 **Plain washer with outside diameter ≈ 3 x nominal thread diameter / Vlakke sluitring met buitendiameter ≈ 3 x nominale diameter / Rondelle plate avec diamètre extérieur ≈ 3 diamètre nominal** **L01A**

Material Steel
Class 140 HV (>M16 100HV)
Surface treatment Plain



For nom. size	✉	Art.number	For nom. size	✉	Art.number	For nom. size	✉	Art.number
M2,5*	10.000	38209.025.001	M6	200	38209.060.001	M14	100	38209.140.001
M3	10.000	38209.030.001	M8	200	38209.080.001	M16	100	38209.160.001
M4	500	38209.040.001	M10	200	38209.100.001	M20	100	38209.200.001
M5	200	38209.050.001	M12	100	38209.120.001			

38210 **Plain washer with outside diameter ≈ 3 x nominal thread diameter / Vlakke sluitring met buitendiameter ≈ 3 x nominale diameter / Rondelle plate avec diamètre extérieur ≈ 3 diamètre nominal** **L01A**

Material Steel
Class 140 HV (>M16 100HV)
Surface treatment Zinc plated



For nom. size	✉	Art.number	For nom. size	✉	Art.number	For nom. size	✉	Art.number
M3	250	38210.030.001	M8	250	38210.080.001	M18	100	38210.180.001
M3,5	250	38210.035.001	M10	200	38210.100.001	M20	100	38210.200.001
M4	250	38210.040.001	M12	200	38210.120.001	M24	100	38210.240.001
M5	250	38210.050.001	M14	100	38210.140.001	M30	50	38210.300.001
M6	250	38210.060.001	M16	100	38210.160.001	M36	25	38210.360.001
M7	250	38210.070.001						

38220 Plain washer with outside diameter ≈ 3 x nominal thread diameter, large pack / Vlakke sluitring met buitendiameter ≈ 3 x nominale diameter, grootverpakking / Rondelle plate avec diamètre extérieur ≈ 3 diamètre nominal, emballage gros — L01A

Material Steel
Surface treatment Zinc plated



For nom. size	✉	Art.number	For nom. size	✉	Art.number	For nom. size	✉	Art.number
M4	2.500	38220.040.001	M7	2.000	38220.070.001	M10	750	38220.100.001
M5	2.500	38220.050.001	M8	1.000	38220.080.001	M12	500	38220.120.001
M6	2.000	38220.060.001						

38212 Plain washer with outside diameter ≈ 3 x nominal thread diameter / Vlakke sluitring met buitendiameter ≈ 3 x nominale diameter / Rondelle plate avec diamètre extérieur ≈ 3 diamètre nominal — L01A

Material Steel
Class 140 HV (>M16 100HV)
Surface treatment Hot dip galvanized



For nom. size	✉	Art.number	For nom. size	✉	Art.number	For nom. size	✉	Art.number
M6	1.000	38212.060.001	M12	100	38212.120.001	M20	100	38212.200.001
M8	200	38212.080.001	M16	100	38212.160.001	M24	50	38212.240.001
M10	200	38212.100.001	M18*	100	38212.180.001	M30	25	38212.300.001

51530 Plain washer with outside diameter ≈ 3 x nominal thread diameter / Vlakke sluitring met buitendiameter ≈ 3 x nominale diameter / Rondelle plate avec diamètre extérieur ≈ 3 diamètre nominal — R05A

Material Stainless steel A2
Class 140 HV



For nom. size	✉	Art.number	For nom. size	✉	Art.number	For nom. size	✉	Art.number
M2	1.000	51530.020.001	M6	200	51530.060.001	M16	200	51530.160.001
M2,5	1.000	51530.025.001	M7	500	51530.070.001	M18	200	51530.180.001
M3	200	51530.030.001	M8	200	51530.080.001	M20	200	51530.200.001
M3,5*	1.000	51530.035.001	M10	200	51530.100.001	M24	25	51530.240.001
M4	200	51530.040.001	M12	200	51530.120.001	M30	25	51530.300.001
M5	200	51530.050.001	M14	200	51530.140.001	M36	10	51530.360.001

55530 Plain washer with outside diameter ≈ 3 x nominal thread diameter / Vlakke sluitring met buitendiameter ≈ 3 x nominale diameter / Rondelle plate avec diamètre extérieur ≈ 3 diamètre nominal — R45A

Material Stainless steel A4
Class 140 HV



For nom. size	✉	Art.number	For nom. size	✉	Art.number	For nom. size	✉	Art.number
M2	1.000	55530.020.001	M6	200	55530.060.001	M16	200	55530.160.001
M2,5*	1.000	55530.025.001	M7*	500	55530.070.001	M18	50	55530.180.001
M3	200	55530.030.001	M8	200	55530.080.001	M20	200	55530.200.001
M3,5*	1.000	55530.035.001	M10	200	55530.100.001	M24	25	55530.240.001
M4	200	55530.040.001	M12	200	55530.120.001	M30	25	55530.300.001
M5	200	55530.050.001	M14	200	55530.140.001	M36*	10	55530.360.001

53530 Plain washer with outside diameter ≈ 3 x nominal thread diameter / Vlakke sluitring met buitendiameter ≈ 3 x nominale diameter / Rondelle plate avec diamètre extérieur ≈ 3 diamètre nominal — R55A

Material Stainless steel A5 (1.4571)



For nom. size	✉	Art.number	For nom. size	✉	Art.number	For nom. size	✉	Art.number
M4*	50	53530.040.001	M10*	500	53530.100.001	M20*	100	53530.200.001
M5*	250	53530.050.001	M12*	500	53530.120.001	M24*	100	53530.240.001
M6*	1.000	53530.060.001	M16*	200	53530.160.001	M30*	25	53530.300.001
M8*	500	53530.080.001						

FABORY

52530 Plain washer with outside diameter ≈ 3 x nominal thread diameter / Vlakke sluitring met buitendiameter ≈ 3 x nominale diameter / Rondelle plate avec diamètre extérieur ≈ 3 diamètre nominal — R65A

Material Stainless steel D6 (1.4462)



For nom. size	✉	Art.number	For nom. size	✉	Art.number	For nom. size	✉	Art.number
M6*	200	52530.060.001	M16*	50	52530.160.001	M24*	10	52530.240.001
M8*	100	52530.080.001	M20*	25	52530.200.001			

52531 Plain washer with outside diameter ≈ 3 x nominal thread diameter / Vlakke sluitring met buitendiameter ≈ 3 x nominale diameter / Rondelle plate avec diamètre extérieur ≈ 3 diamètre nominal — R75A

Material Stainless steel A8 (1.4529)



For nom. size	✉	Art.number	For nom. size	✉	Art.number	For nom. size	✉	Art.number
M6*	100	52531.060.001	M16*	10	52531.160.001	M24*	2	52531.240.001
M8*	100	52531.080.001	M20*	5	52531.200.001	M30*	1	52531.300.001

50165 Plain washer with outside diameter ≈ 3 x nominal thread diameter / Vlakke sluitring met buitendiameter ≈ 3 x nominale diameter / Rondelle plate avec diamètre extérieur ≈ 3 diamètre nominal — M11A

Material Brass



For nom. size	✉	Art.number	For nom. size	✉	Art.number	For nom. size	✉	Art.number
M3*	100	50165.030.001	M6*	1.000	50165.060.001	M12*	100	50165.120.001
M4*	100	50165.040.001	M8	500	50165.080.001	M14*	50	50165.140.001
M5	100	50165.050.001	M10	100	50165.100.001	M16*	50	50165.160.001

56330 Plain washer with outside diameter ≈ 3 x nominal thread diameter / Vlakke sluitring met buitendiameter ≈ 3 x nominale diameter / Rondelle plate avec diamètre extérieur ≈ 3 diamètre nominal — W02A

Material Plastic Polyamide (nylon)
Class 6.6
Color White



For nom. size	✉	Art.number	For nom. size	✉	Art.number	For nom. size	✉	Art.number
M3	200	56330.030.009	M6	200	56330.060.017	M10	100	56330.100.030
M4	200	56330.040.012	M6 (s=2)	200	56330.060.018	M12 (d2=40)	100	56330.120.040
M5	200	56330.050.015	M8	200	56330.080.025	M16	100	56330.160.050

56332 Plain washer with outside diameter ≈ 3 x nominal thread diameter / Vlakke sluitring met buitendiameter ≈ 3 x nominale diameter / Rondelle plate avec diamètre extérieur ≈ 3 diamètre nominal — W02A

Material Plastic Polyamide (nylon)
Class 6.6
Color Black



For nom. size	✉	Art.number	For nom. size	✉	Art.number	For nom. size	✉	Art.number
M3	200	56332.030.001	M6	200	56332.060.001	M10	100	56332.100.001
M4	200	56332.040.001	M8	200	56332.080.001	M12	100	56332.120.001
M5	200	56332.050.001						

Plain washer, extra large series

Vlakke sluitring met extra grote buitendiameter / Rondelle plate, série large

ISO 7094

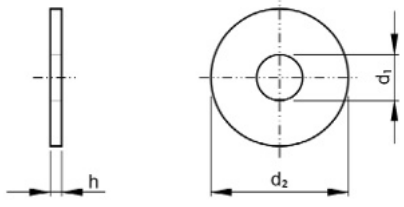



Technical Data

For nom. size	d_1	d_2	h
M5	5.5	18	2
M6	6.6	22	2
M8	9	28	3
M10	11	34	3
M12	13.5	44	4
M16	17.5	56	5
M22	24	80	6
M24	26	85	6
M30	33	105	6
M33	36	115	8
M36	39	125	8
M39	42	140	-
M42	45	150	-

7

38236 Plain washer, extra large series / Vlakke sluitring met extra grote buitendiameter / Rondelle plate, série large L01A

Material Steel
Class 100 HV
Surface treatment Plain



For nom. size	✉	Art.number	For nom. size	✉	Art.number	For nom. size	✉	Art.number
M5	100	38236.050.001	M12*	100	38236.120.001	M30*	25	38236.300.001
M6	100	38236.060.001	M16*	50	38236.160.001	M33*	25	38236.330.001
M8	100	38236.080.001	M22*	50	38236.220.001	M36*	25	38236.360.001
M10*	100	38236.100.001	M24*	50	38236.240.001			

FABORY

Fender washer

Carrosseriering / Rondelle carrossier

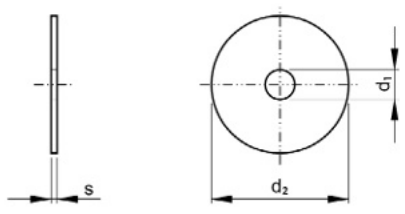



Technical Data

For nom. size	d_1	s	For nom. size	d_1	s
M3	3.2	0.8	M12	12.5	2
M4	4.3	1.25	M14	14.5	2
M5	5.3	1.25	M16	16.5	2.5
M6	6.4	1.25	M17	17.2	2.5
M7	7.4	1.5	M20	20.2	2.5
M8	8.4	1.5	M22	24	4
M10	10.5	1.5	M24	25	4
M10(=S3)	10.5	3	M27	28	4
M11	11.5	1.5	M30	32	4

Article groups

Material	Surface treatment		Code	Page
St.	ZPL		38400	7-36
St.	ZPL	large pack	38410	7-36
St.st. A2			51410	7-37
St.st. A4			55410	7-37

7

38400 Fender washer / Carrosseriering / Rondelle carrossier **L01A**

Material Steel
Surface treatment Zinc plated



For nom. size x d_2	✉	Art.number	For nom. size x d_2	✉	Art.number	For nom. size x d_2	✉	Art.number
M3X10	100	38400.030.010	M7X30	100	38400.070.030	M12X35	200	38400.120.035
M3X20	200	38400.030.020	M8X20	250	38400.080.020	M12X36	100	38400.120.036
M4X15	200	38400.040.015	M8X25	100	38400.080.025	M12X40	100	38400.120.040
M4X20	100	38400.040.020	M8X30	100	38400.080.030	M12X60	100	38400.120.060
M4X25	200	38400.040.025	M8X35	100	38400.080.035	M14X36	100	38400.140.036
M4X30	250	38400.040.030	M8X38	100	38400.080.038	M14X40	100	38400.140.040
M5X20	100	38400.050.020	M8X40	100	38400.080.040	M14X45	100	38400.140.045
M5X25	100	38400.050.025	M8X45	100	38400.080.045	M16X40	100	38400.160.040
M5X30	100	38400.050.030	M8X50	100	38400.080.050	M16X45	100	38400.160.045
M6X14	100	38400.060.014	M10X25	200	38400.100.025	M16X50	100	38400.160.050
M6X20	100	38400.060.020	M10X30	100	38400.100.030	M17X40	100	38400.170.040
M6X25	100	38400.060.025	M10X35	100	38400.100.035	M17X45	100	38400.170.045
M6X27	100	38400.060.027	M10X38	100	38400.100.038	M20X50	100	38400.200.050
M6X30	100	38400.060.030	M10X40	100	38400.100.040	M20X55	100	38400.200.055
M6X35	100	38400.060.035	M10X50	100	38400.100.050	M22X75	50	38400.220.075
M6X38	100	38400.060.038	M10X50(s=3)	100	38400.100.051	M24X80	50	38400.240.080
M6X40	100	38400.060.040	M10X60	100	38400.100.060	M24X85	50	38400.240.085
M7X20	100	38400.070.020	M11X35	100	38400.110.035	M27X85	25	38400.270.085
M7X25	100	38400.070.025	M12X30 S=2	100	38400.120.030	M30X95	25	38400.300.095

38410 Fender washer / Carrosseriering / Rondelle carrossier **L01A**

Material Steel
Surface treatment Zinc plated



For nom. size x d_2	✉	Art.number	For nom. size x d_2	✉	Art.number	For nom. size x d_2	✉	Art.number
M4X20	2.000	38410.040.020	M6X25	700	38410.060.025	M8X30	700	38410.080.030
M5X20	1.000	38410.050.020	M6X30	700	38410.060.030	M10X30	700	38410.100.030
M5X30	1.000	38410.050.030	M8X25	700	38410.080.025			

51410 Fender washer / Carrosseriering / Rondelle carrossier R05A

Material Stainless steel A2



For nom. size x d_2	✉	Art.number	For nom. size x d_2	✉	Art.number	For nom. size x d_2	✉	Art.number
M4X12	500	51410.040.012	M6X40	200	51410.060.040	M10X30	200	51410.100.030
M4X15	500	51410.040.015	M6X45*	200	51410.060.045	M10X35	200	51410.100.035
M4X20	200	51410.040.020	M6X50	200	51410.060.050	M10X40	100	51410.100.040
M4X25	200	51410.040.025	M6X55*	200	51410.060.055	M10X45	200	51410.100.045
M5X15	500	51410.050.015	M8X20	200	51410.080.020	M10X50	200	51410.100.050
M5X20	200	51410.050.020	M8X25	200	51410.080.025	M12X30	200	51410.120.030
M5X25	200	51410.050.025	M8X30	200	51410.080.030	M12X35	200	51410.120.035
M5X30	200	51410.050.030	M8X35	200	51410.080.035	M12X36	200	51410.120.036
M6X18	200	51410.060.018	M8X40	200	51410.080.040	M12X40	200	51410.120.040
M6X20	200	51410.060.020	M8X45	200	51410.080.045	M12X45*	200	51410.120.045
M6X25	200	51410.060.025	M8X50	200	51410.080.050	M12X50	200	51410.120.050
M6X30	200	51410.060.030	M8X55*	200	51410.080.055	M16X40	200	51410.160.040
M6X35	200	51410.060.035	M10X25	200	51410.100.025	M16X50	200	51410.160.050

55410 Fender washer / Carrosseriering / Rondelle carrossier R45A

Material Stainless steel A4



For nom. size x d_2	✉	Art.number	For nom. size x d_2	✉	Art.number	For nom. size x d_2	✉	Art.number
M4X12*	500	55410.040.012	M6X25	200	55410.060.025	M10X25	200	55410.100.025
M4X15	500	55410.040.015	M6X30	200	55410.060.030	M10X30X1,5	200	55410.100.030
M4X20	200	55410.040.020	M6X35*	200	55410.060.035	M10X35*	200	55410.100.035
M4X25*	200	55410.040.025	M6X40	200	55410.060.040	M10X40*	200	55410.100.040
M5X15	500	55410.050.015	M8X20	200	55410.080.020	M12X30	200	55410.120.030
M5X20	200	55410.050.020	M8X25	200	55410.080.025	M12X35*	200	55410.120.035
M5X24	200	55410.050.025	M8X30	200	55410.080.030	M12X36	200	55410.120.036
M5X30*	200	55410.050.030	M8X35*	200	55410.080.035	M12X40	200	55410.120.040
M6X20	500	55410.060.020	M8X40	200	55410.080.040	M16X40	200	55410.160.040

FABORY

Square washer especially for wood constructions

Vierkante sluitplaat voor houtconstructie / Rondelle carrée spécialement pour les constructions en bois

DIN 436

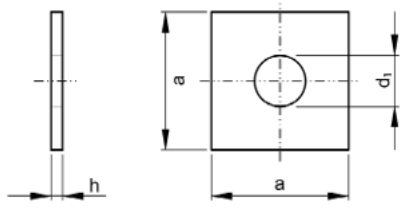



Technical Data

For nom. size	a	d_1	h
M8 (≠DIN)	30	9	3
M10	30	11	3
M12	40	13.5	4
M16	50	17.5	5
M20	60	22	5
M22	70	24	6

For nom. size	a	d_1	h
M24	80	26	6
M27	90	30	6
M30	95	33	6
M33	100	36	6
M36	110	39	8

Article groups

Material	Class	Surface treatment	Code	Page
St.	100 HV	Plain	38300	7-38
St.	100 HV	ZPL	38310	7-38
St.	100 HV	HDG	38320	7-38
St.st. A2	100 HV		51908	7-39
St.st. A4	100 HV		55908	7-39

7

38300 Square washer especially for wood constructions / Vierkante sluitplaat voor houtconstructie / Rondelle carrée spécialement pour les constructions en bois — L07G

Material Steel
Class 100 HV
Surface treatment Plain



For nom. size	✉	Art.number	For nom. size	✉	Art.number	For nom. size	✉	Art.number
M8	100	38300.080.001	M20	50	38300.200.001	M30*	25	38300.300.001
M10	100	38300.100.001	M22	50	38300.220.001	M33*	25	38300.330.001
M12	100	38300.120.001	M24	25	38300.240.001	M36*	25	38300.360.001
M16	100	38300.160.001	M27*	25	38300.270.001			

38310 Square washer especially for wood constructions / Vierkante sluitplaat voor houtconstructie / Rondelle carrée spécialement pour les constructions en bois — L07G

Material Steel
Class 100 HV
Surface treatment Zinc plated



For nom. size	✉	Art.number	For nom. size	✉	Art.number	For nom. size	✉	Art.number
M8	100	38310.080.001	M20	50	38310.200.001	M30	25	38310.300.001
M10	100	38310.100.001	M22*	50	38310.220.001	M33*	25	38310.330.001
M12	100	38310.120.001	M24	25	38310.240.001	M36*	25	38310.360.001
M16	100	38310.160.001	M27	25	38310.270.001			

38320 Square washer especially for wood constructions / Vierkante sluitplaat voor houtconstructie / Rondelle carrée spécialement pour les constructions en bois — A08G

Material Steel
Class 100 HV
Surface treatment Hot dip galvanized



For nom. size	✉	Art.number	For nom. size	✉	Art.number	For nom. size	✉	Art.number
M8	100	38320.080.001	M16	100	38320.160.001	M24	25	38320.240.001
M10	100	38320.100.001	M20	50	38320.200.001	M27	25	38320.270.001
M12	100	38320.120.001	M22	50	38320.220.001	M30	10	38320.300.001

Go to www.fabory.com for all your tools, safety and metalworking products

38320 **Square washer especially for wood constructions / Vierkante sluitplaat voor houtconstructie / Rondelle carrée spécialement pour les constructions en bois** ←

For nom. size	✉	Art.number	For nom. size	✉	Art.number
M33*	25	38320.330.001	M36*	25	38320.360.001

51908 **Square washer especially for wood constructions / Vierkante sluitplaat voor houtconstructie / Rondelle carrée spécialement pour les constructions en bois** **R09A**

Material Stainless steel A2
Class 100 HV

RoHS



For nom. size	✉	Art.number	For nom. size	✉	Art.number	For nom. size	✉	Art.number
M10	100	51908.100.001	M16	100	51908.160.001	M24*	50	51908.240.001
M12	100	51908.120.001	M20	50	51908.200.001			

55908 **Square washer especially for wood constructions / Vierkante sluitplaat voor houtconstructie / Rondelle carrée spécialement pour les constructions en bois** **R49A**

Material Stainless steel A4
Class 100 HV

RoHS



For nom. size	✉	Art.number	For nom. size	✉	Art.number	For nom. size	✉	Art.number
M10	100	55908.100.001	M16*	100	55908.160.001	M24	25	55908.240.001
M12*	100	55908.120.001	M20*	50	55908.200.001			

Plain washer, especially for wood constructions

Vlakke sluitring voor houtconstructie / Rondelle plate pour les constructions en bois

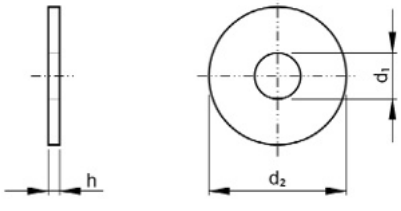

DIN **440 R**
ISO 7094
NF E25-513



Technical Data

For nom. size	d_1	d_2	h	For nom. size	d_1	d_2	h
M5	5.5	18	2	**M22**	24	80	6
M6	6.6	22	2	**M24**	26	85	6
M8	9	28	3	**M27**	30	98	6
M10	11	34	3	**M30**	33	105	6
M12	13.5	44	4	**M33**	36	112	6
M14	15.5	50	4	**M36**	39	125	8
M16	17.5	56	5	**M39**	42	140	8
M20	22	72	6	**M42**	45	150	8

Article groups

Material	Class	Surface treatment	Code	Page
St.	100 HV	Plain	38232	7-40
St.	100 HV	ZPL	38240	7-40
St.	100 HV	HDG	38230	7-40
St.st. A2			51590	7-40
St.st. A4			55590	7-40

FABORY

38232 Plain washer, especially for wood constructions / Vlakke sluitring voor houtconstructie / Rondelle plate pour les constructions en bois — L01A

Material Steel
Class 100 HV
Surface treatment Plain



For nom. size	✉	Art.number	For nom. size	✉	Art.number	For nom. size	✉	Art.number
M5*	100	38232.050.001	M16*	50	38232.160.001	M30*	25	38232.300.001
M6*	100	38232.060.001	M20	50	38232.200.001	M33*	25	38232.330.001
M8	100	38232.080.001	M22*	50	38232.220.001	M36*	25	38232.360.001
M10*	100	38232.100.001	M24	50	38232.240.001	M39*	25	38232.390.001
M12*	100	38232.120.001	M27*	25	38232.270.001	M42*	10	38232.420.001

38240 Plain washer, especially for wood constructions / Vlakke sluitring voor houtconstructie / Rondelle plate pour les constructions en bois — L07G

Material Steel
Class 100 HV
Surface treatment Zinc plated



For nom. size	✉	Art.number	For nom. size	✉	Art.number	For nom. size	✉	Art.number
M5	100	38240.050.001	M16	100	38240.160.001	M30	25	38240.300.001
M6	100	38240.060.001	M20	50	38240.200.001	M33*	25	38240.330.001
M8	100	38240.080.001	M22	50	38240.220.001	M36*	25	38240.360.001
M10	100	38240.100.001	M24	25	38240.240.001	M39*	25	38240.390.001
M12	100	38240.120.001	M27	25	38240.270.001			

38230 Plain washer, especially for wood constructions / Vlakke sluitring voor houtconstructie / Rondelle plate pour les constructions en bois — A08G

Material Steel
Class 100 HV
Surface treatment Hot dip galvanized



For nom. size	✉	Art.number	For nom. size	✉	Art.number	For nom. size	✉	Art.number
M5	100	38230.050.001	M12	100	38230.120.001	M24	25	38230.240.001
M6	100	38230.060.001	M16	100	38230.160.001	M27	25	38230.270.001
M8	100	38230.080.001	M20	50	38230.200.001	M30	25	38230.300.001
M10	100	38230.100.001						

51590 Plain washer, especially for wood constructions / Vlakke sluitring voor houtconstructie / Rondelle plate pour les constructions en bois — R09A

Material Stainless steel A2



For nom. size	✉	Art.number	For nom. size	✉	Art.number	For nom. size	✉	Art.number
M5	50	51590.050.001	M12	50	51590.120.001	M20	25	51590.200.001
M6	50	51590.060.001	M14	50	51590.140.001	M22*	25	51590.220.001
M8	50	51590.080.001	M16	50	51590.160.001	M24	10	51590.240.001
M10	50	51590.100.001						

55590 Plain washer, especially for wood constructions / Vlakke sluitring voor houtconstructie / Rondelle plate pour les constructions en bois — R49A

Material Stainless steel A4



For nom. size	✉	Art.number	For nom. size	✉	Art.number	For nom. size	✉	Art.number
M5	50	55590.050.001	M10	50	55590.100.001	M20	25	55590.200.001
M6	50	55590.060.001	M12	50	55590.120.001	M22*	25	55590.220.001
M8	50	55590.080.001	M16	50	55590.160.001	M24	10	55590.240.001

7

Plain washer with square hole, especially for timber constructions

Vlakke sluitring met vierkant gat, voor houtconstructie / Rondelle plate à trou carré, pour les constructions en bois

DIN 440 V

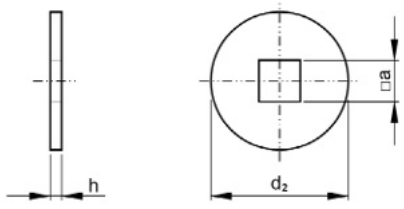



Technical Data

For nom. size	a	d_2	h
M5	5.5	18	2
M6	6.6	22	2
M8	9	28	3
M10	11	34	3
M12	14	44	4
M16	18	56	5
M20	22	72	6

Article groups

Material	Class	Surface treatment	Code	Page
St.	100 HV	Plain	38235	7-41
St.	100 HV	ZPL	38245	7-41
St.st. A2			51577	7-41
St.st. A4			55577	7-42

7

38235 Plain washer with square hole, especially for timber constructions / Vlakke sluitring met vierkant gat, voor houtconstructie / Rondelle plate à trou carré, pour les constructions en bois — L07A

Material Steel
Class 100 HV
Surface treatment Plain



For nom. size	✉	Art.number	For nom. size	✉	Art.number	For nom. size	✉	Art.number
M6*	100	38235.060.001	M12*	100	38235.120.001	M16*	100	38235.160.001
M10*	100	38235.100.001						

38245 Plain washer with square hole, especially for timber constructions / Vlakke sluitring met vierkant gat, voor houtconstructie / Rondelle plate à trou carré, pour les constructions en bois — L07A

Material Steel
Class 100 HV
Surface treatment Zinc plated



For nom. size	✉	Art.number	For nom. size	✉	Art.number	For nom. size	✉	Art.number
M6*	100	38245.060.001	M10*	100	38245.100.001	M16*	100	38245.160.001
M8*	100	38245.080.001	M12*	100	38245.120.001			

51577 Plain washer with square hole, especially for timber constructions / Vlakke sluitring met vierkant gat, voor houtconstructie / Rondelle plate à trou carré, pour les constructions en bois — R09A

Material Stainless steel A2



For nom. size	✉	Art.number	For nom. size	✉	Art.number	For nom. size	✉	Art.number
M5*	100	51577.050.001	M10*	50	51577.100.001	M16*	50	51577.160.001
M6*	100	51577.060.001	M12*	50	51577.120.001	M20*	25	51577.200.001
M8*	100	51577.080.001						

55577	Plain washer with square hole, especially for timber constructions / Vlakke sluitring met vierkant gat, voor houtconstructie / Rondelle plate à trou carré, pour les constructions en bois	R49A

Material Stainless steel A4



For nom. size	✉	Art.number	For nom. size	✉	Art.number	For nom. size	✉	Art.number
M8*	100	55577.080.001	M10*	50	55577.100.001	M12*	50	55577.120.001

Plain washer, large, especially for timber constructions

Vlakke sluitring met grote buitendiameter, voor houtconstructie / Rondelle plate, série large pour les constructions en bois

DIN 1052

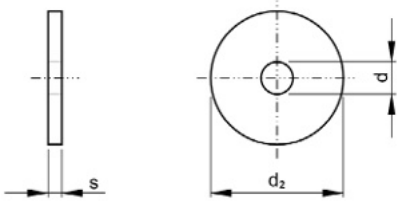



Technical Data

For nom. size	d	d_2	s
M12	14	58	6
M16	18	68	6
M20	23	80	8
M22	25	92	8
M24	27	105	8

7

Article groups

Material	Surface treatment	Code	Page
St.	Plain	38290	7-42
St.	ZPL	38291	7-42
St.st. A2		51533	7-43
St.st. A4		55533	7-43

38290	Plain washer, large, especially for timber constructions / Vlakke sluitring met grote buitendiameter, voor houtconstructie / Rondelle plate, série large pour les constructions en bois	L07A

Material Steel
Surface treatment Plain



For nom. size	✉	Art.number	For nom. size	✉	Art.number	For nom. size	✉	Art.number
M14*	50	38290.140.001	M20*	50	38290.200.001	M24*	25	38290.240.001
M16*	50	38290.160.001	M22*	25	38290.220.001			

38291	Plain washer, large, especially for timber constructions / Vlakke sluitring met grote buitendiameter, voor houtconstructie / Rondelle plate, série large pour les constructions en bois	L07A

Material Steel
Surface treatment Zinc plated



For nom. size	✉	Art.number	For nom. size	✉	Art.number	For nom. size	✉	Art.number
M14*	50	38291.140.001	M20*	50	38291.200.001	M22*	25	38291.220.001
M16*	50	38291.160.001						

51533	Plain washer, large, especially for timber constructions / Vlakke sluitring met grote buitendiameter, voor houtconstructie / Rondelle plate, série large pour les constructions en bois	R05A

Material Stainless steel A2



For nom. size	✉	Art.number	For nom. size	✉	Art.number	For nom. size	✉	Art.number
M12	50	51533.120.001	M20*	25	51533.200.001	M24*	25	51533.240.001
M16	50	51533.160.001	M22*	25	51533.220.001			

55533	Plain washer, large, especially for timber constructions / Vlakke sluitring met grote buitendiameter, voor houtconstructie / Rondelle plate, série large pour les constructions en bois	R45A

Material Stainless steel A4



For nom. size	✉	Art.number	For nom. size	✉	Art.number	For nom. size	✉	Art.number
M12*	50	55533.120.001	M20*	25	55533.200.001	M24*	25	55533.240.001
M16*	50	55533.160.001	M22*	25	55533.220.001			

Square taper washer 8% for U-sections

Hellingplaat 8% voor U-profiel / Plaquette oblique 8% pour profilés en U

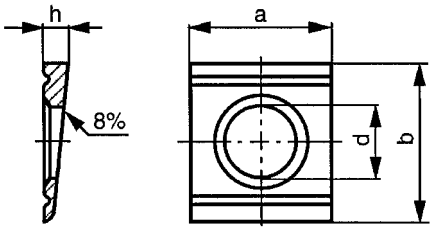

DIN **434**



7

Technical Data

For nom. size	a	b	d	h	For nom. size	a	b	d	h
M8	22	22	9	3.8	M22	44	50	24	8
M10	22	22	11	3.8	M24	56	56	26	8.5
M12	26	30	13.5	4.9	M27	56	56	30	8.5
M16	32	36	17.5	5.9	M30 (≠DIN)	62	62	33	9
M20	40	44	22	7	M33 (≠DIN)	56	56	36	8.5

Article groups

Material	Class	Surface treatment	Code	Page
St.	100 HV	Plain	38500	7-43
St.	100 HV	ZPL	38495	7-44
St.	100 HV	HDG	38490	7-44
St.st. A2			51920	7-44
St.st. A4			55920	7-44

38500	Square taper washer 8% for U-sections / Hellingplaat 8% voor U-profiel / Plaquette oblique 8% pour profilés en U	L07G

Material Steel
Class 100 HV
Surface treatment Plain



For nom. size	✉	Art.number	For nom. size	✉	Art.number	For nom. size	✉	Art.number
M8	100	38500.080.001	M16	100	38500.160.001	M24	25	38500.240.001
M10	100	38500.100.001	M20	50	38500.200.001	M27	25	38500.270.001
M12	100	38500.120.001	M22	50	38500.220.001			

FABORY

38495 Square taper washer 8% for U-sections / Hellingplaat 8% voor U-profiel / Plaquette oblique 8% pour profilés en U — L07G

Material Steel
Class 100 HV
Surface treatment Zinc plated



For nom. size	✉	Art.number	For nom. size	✉	Art.number	For nom. size	✉	Art.number
M8	200	38495.080.001	M12	100	38495.120.001	M20	50	38495.200.001
M10	200	38495.100.001	M16	100	38495.160.001	M24	50	38495.240.001

38490 Square taper washer 8% for U-sections / Hellingplaat 8% voor U-profiel / Plaquette oblique 8% pour profilés en U — A08G

Material Steel
Class 100 HV
Surface treatment Hot dip galvanized



For nom. size	✉	Art.number	For nom. size	✉	Art.number	For nom. size	✉	Art.number
M8	100	38490.080.001	M20	50	38490.200.001	M27	25	38490.270.001
M10	100	38490.100.001	M22	50	38490.220.001	M30	10	38490.300.001
M12	100	38490.120.001	M24	25	38490.240.001	M33	10	38490.330.001
M16	100	38490.160.001						

51920 Square taper washer 8% for U-sections / Hellingplaat 8% voor U-profiel / Plaquette oblique 8% pour profilés en U — R09A

Material Stainless steel A2



7

For nom. size	✉	Art.number	For nom. size	✉	Art.number	For nom. size	✉	Art.number
M8	50	51920.080.001	M16	50	51920.160.001	M22*	10	51920.220.001
M10	50	51920.100.001	M20	25	51920.200.001	M24*	10	51920.240.001
M12	50	51920.120.001						

55920 Square taper washer 8% for U-sections / Hellingplaat 8% voor U-profiel / Plaquette oblique 8% pour profilés en U — R49A

Material Stainless steel A4



For nom. size	✉	Art.number	For nom. size	✉	Art.number	For nom. size	✉	Art.number
M8	50	55920.080.001	M16	50	55920.160.001	M24	10	55920.240.001
M10	50	55920.100.001	M20	25	55920.200.001	M30*	10	55920.300.001
M12	50	55920.120.001	M22*	10	55920.220.001			

Square taper washer 14% for I-sections

Hellingplaat 14% voor I-profiel / Plaquette oblique 14% pour profilés en I

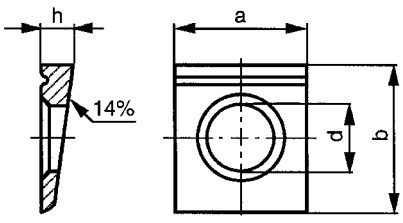

DIN **435**



Technical Data

For nom. size	a	b	d	h	For nom. size	a	b	d	h
M8	22	22	9	4.6	M22	44	50	24	10
M10	22	22	11	4.6	M24	56	56	26	10.8
M12	26	30	13.5	6.2	M27	56	56	30	10.8
M16	32	36	17.5	7.5	M30 (≠DIN)	62	62	33	11.7
M20	40	44	22	9.2	M33 (≠DIN)	68	68	36	11.7

Article groups

Material	Class	Surface treatment	Code	Page
St.	100 HV	Plain	38520	7-45
St.	100 HV	HDG	38540	7-45
St.st. A2			51922	7-45
St.st. A4			55922	7-46

38520 **Square taper washer 14% for I-sections / Hellingplaat 14% voor I-profiel / Plaquette oblique 14% pour profilés en I** **L07G**

Material Steel
Class 100 HV
Surface treatment Plain



For nom. size	✉	Art.number	For nom. size	✉	Art.number	For nom. size	✉	Art.number
M8	100	38520.080.001	M16	100	38520.160.001	M22	50	38520.220.001
M10	100	38520.100.001	M20	50	38520.200.001	M24	25	38520.240.001
M12	100	38520.120.001						

38540 **Square taper washer 14% for I-sections / Hellingplaat 14% voor I-profiel / Plaquette oblique 14% pour profilés en I** **A08G**

Material Steel
Class 100 HV
Surface treatment Hot dip galvanized



For nom. size	✉	Art.number	For nom. size	✉	Art.number	For nom. size	✉	Art.number
M8	100	38540.080.001	M16	100	38540.160.001	M24	25	38540.240.001
M10	100	38540.100.001	M20	50	38540.200.001	M30	10	38540.300.001
M12	100	38540.120.001	M22	50	38540.220.001			

51922 **Square taper washer 14% for I-sections / Hellingplaat 14% voor I-profiel / Plaquette oblique 14% pour profilés en I** **R09A**

Material Stainless steel A2



For nom. size	✉	Art.number	For nom. size	✉	Art.number	For nom. size	✉	Art.number
M8	50	51922.080.001	M16	50	51922.160.001	M22*	10	51922.220.001
M10	50	51922.100.001	M20	25	51922.200.001	M24*	10	51922.240.001
M12	50	51922.120.001						

55922	Square taper washer 14% for I-sections / Hellingplaat 14% voor I-profiel / Plaquette oblique 14% pour profilés en I	R49A

Material Stainless steel A4



For nom. size	✉	Art.number	For nom. size	✉	Art.number	For nom. size	✉	Art.number
M8*	50	55922.080.001	M16	50	55922.160.001	M22*	10	55922.220.001
M10	50	55922.100.001	M20*	25	55922.200.001	M24*	10	55922.240.001
M12*	25	55922.120.001						

Washer for steel structures, product grade C

Sluitring voor staalconstructie, productklasse C / Rondelle pour construction en acier, classe de produits C

DIN 7989-1

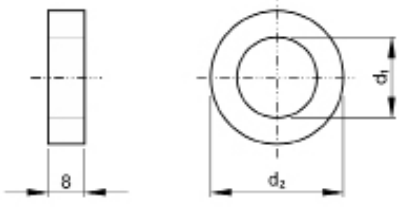



Technical Data

For nom. size	d_1	d_2	For nom. size	d_1	d_2
M10	11	20	M24	26	44
M12	13.5	24	M27	30	50
M16	17.5	30	M30	33	56
M20	22	37	M33	35	60
M22	24	39	M36	38	66

Article groups

Material	Class	Surface treatment	Code	Page
St.	100 HV	Plain	38275	7-46
St.	100 HV	ZPL	38280	7-46
St.	100 HV	HDG	38270	7-47
St.st. A2			51415	7-47
St.st. A4			55415	7-47

38275	Washer for steel structures, product grade C / Sluitring voor staalconstructie, productklasse C / Rondelle pour construction en acier, classe de produits C	L07A

Material Steel
Class 100 HV
Surface treatment Plain



For nom. size	✉	Art.number	For nom. size	✉	Art.number	For nom. size	✉	Art.number
M10*	100	38275.100.001	M20*	100	38275.200.001	M27*	50	38275.270.001
M14*	100	38275.140.001	M22*	100	38275.220.001	M30*	50	38275.300.001
M16*	100	38275.160.001	M24*	100	38275.240.001			

38280	Washer for steel structures, product grade C / Sluitring voor staalconstructie, productklasse C / Rondelle pour construction en acier, classe de produits C	L07G

Material Steel
Class 100 HV
Surface treatment Zinc plated



For nom. size	✉	Art.number	For nom. size	✉	Art.number	For nom. size	✉	Art.number
M10	500	38280.100.001	M20	100	38280.200.001	M30	50	38280.300.001
M12	500	38280.120.001	M24	100	38280.240.001	M33	25	38280.330.001
M16	250	38280.160.001	M27	50	38280.270.001	M36	25	38280.360.001

38270 Washer for steel structures, product grade C / Sluitring voor staalconstructie, productklasse C / Rondelle pour construction en acier, classe de produits C — A08G

Material Steel
Class 100 HV
Surface treatment Hot dip galvanized



For nom. size	✉	Art.number	For nom. size	✉	Art.number	For nom. size	✉	Art.number
M10	500	38270.100.001	M22*	100	38270.220.001	M30	50	38270.300.001
M12	500	38270.120.001	M24	100	38270.240.001	M33*	50	38270.330.001
M16	250	38270.160.001	M27	50	38270.270.001	M36	50	38270.360.001
M20	100	38270.200.001						

51415 Washer for steel structures, product grade C / Sluitring voor staalconstructie, productklasse C / Rondelle pour construction en acier, classe de produits C — R05A

Material Stainless steel A2



For nom. size	✉	Art.number	For nom. size	✉	Art.number	For nom. size	✉	Art.number
M10	50	51415.100.001	M20*	50	51415.200.001	M27*	25	51415.270.001
M12	50	51415.120.001	M22*	50	51415.220.001	M30*	10	51415.300.001
M16*	50	51415.160.001	M24*	25	51415.240.001	M33*	10	51415.330.001

55415 Washer for steel structures, product grade C / Sluitring voor staalconstructie, productklasse C / Rondelle pour construction en acier, classe de produits C — R45A

Material Stainless steel A4



For nom. size	✉	Art.number	For nom. size	✉	Art.number	For nom. size	✉	Art.number
M10	50	55415.100.001	M20*	50	55415.200.001	M27*	25	55415.270.001
M12*	50	55415.120.001	M22*	50	55415.220.001	M30	10	55415.300.001
M16	50	55415.160.001	M24*	25	55415.240.001			

Washer for steel structures, product grade A

Sluitring voor staalconstructie, productklasse A / Rondelle pour construction en acier, classe de produits A

DIN 7989-2

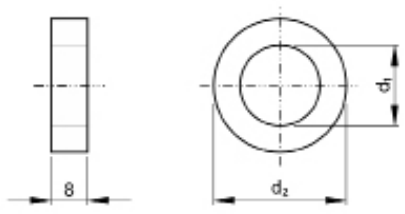



Technical Data

For nom. size	d_1	d_2
M12	13.5	24
M16	17.5	30
M20	22	37
M22	24	39
M24	26	44
M27	30	50
M30	33	56

Article groups

Material	Class	Surface treatment	Code	Page
St.	100 HV	Plain	38271	7-48
St.	100 HV	HDG	38281	7-48

7

38271 **Washer for steel structures, product grade A / Sluitring voor staalconstructie, productklasse A / Rondelle pour construction en acier, classe de produits A** **L07A**

Material Steel
Class 100 HV
Surface treatment Plain



For nom. size	✉	Art.number	For nom. size	✉	Art.number	For nom. size	✉	Art.number
M12*	100	38271.120.001	M22*	100	38271.220.001	M27*	50	38271.270.001
M16*	100	38271.160.001	M24*	100	38271.240.001	M30*	50	38271.300.001
M20*	100	38271.200.001						

38281 **Washer for steel structures, product grade A / Sluitring voor staalconstructie, productklasse A / Rondelle pour construction en acier, classe de produits A** **L07A**

Material Steel
Class 100 HV
Surface treatment Hot dip galvanized



For nom. size	✉	Art.number	For nom. size	✉	Art.number	For nom. size	✉	Art.number
M12*	100	38281.120.001	M20*	100	38281.200.001	M27*	50	38281.270.001
M16*	100	38281.160.001	M24*	100	38281.240.001	M30*	50	38281.300.001

Plain washer for bolts with heavy type spring pins

Vlakke sluitring voor zware spanbussen / Rondelle plate pour vis avec goupilles élastiques lourdes

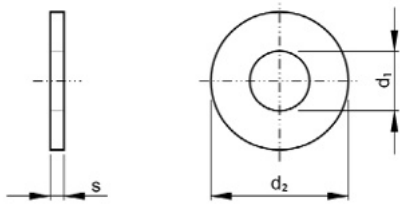

DIN 7349



Technical Data

For nom. size	d_1	d_2	For pin ø	s
M3	3.2	9	6	1
M4	4.3	12	8	1.6
M5	5.3	15	10	2
M6	6.4	17	12	3
M8	8.4	21	16	4
M10	10.5	25	18	4
M12	13	30	21	6
M14	15	36	25	6

For nom. size	d_1	d_2	For pin ø	s
M16	17	40	28	6
M18	19	44	33	8
M20	21	44	35	8
M22	23	50	38	8
M24	25	50	40	10
M27	28	60	45	10
M30	31	68	50	10

Article groups

Material	Class	Surface treatment	Code	Page
St.	200 HV (>M16 100HV)	Plain	38420	7-49
St.	200 HV (>M16 100HV)	ZPL	38430	7-49
St.	200 HV (>M16 100HV)	Znthp/nc	38444	7-50
St.	200 HV (>M16 100HV)	HDG	38438	7-50
St.st. A2			51532	7-50
St.st. A4			55532	7-50

38420 Plain washer for bolts with heavy type spring pins / Vlakke sluitring voor zware spanbussen / Rondelle plate pour vis avec goupilles élastiques lourdes L07G

Material Steel
Class 200 HV (>M16 100HV)
Surface treatment Plain



For nom. size	✉	Art.number	For nom. size	✉	Art.number	For nom. size	✉	Art.number
M3	250	38420.030.001	M10	100	38420.100.001	M20	50	38420.200.001
M4	250	38420.040.001	M12	100	38420.120.001	M22	100	38420.220.001
M5	250	38420.050.001	M14	50	38420.140.001	M24	25	38420.240.001
M6	100	38420.060.001	M16	50	38420.160.001	M27	10	38420.270.001
M8	100	38420.080.001	M18	100	38420.180.001	M30	25	38420.300.001

38430 Plain washer for bolts with heavy type spring pins / Vlakke sluitring voor zware spanbussen / Rondelle plate pour vis avec goupilles élastiques lourdes L07G

Material Steel
Class 200 HV (>M16 100HV)
Surface treatment Zinc plated



For nom. size	✉	Art.number	For nom. size	✉	Art.number	For nom. size	✉	Art.number
M3	250	38430.030.001	M10	200	38430.100.001	M20	100	38430.200.001
M4	250	38430.040.001	M12	150	38430.120.001	M22	50	38430.220.001
M5	250	38430.050.001	M14	50	38430.140.001	M24	50	38430.240.001
M6	250	38430.060.001	M16	100	38430.160.001	M27	25	38430.270.001
M8	250	38430.080.001	M18	100	38430.180.001	M30	25	38430.300.001

FABORY

38444 Plain washer for bolts with heavy type spring pins / Vlakke sluitring voor zware spanbussen / Rondelle plate pour vis avec goupilles élastiques lourdes — L07A

Material Steel
Class 200 HV (>M16 100HV)
Surface treatment Zinc plated with thick Cr(III) passivation



For nom. size	✉	Art.number	For nom. size	✉	Art.number	For nom. size	✉	Art.number
M6*	1.000	38444.060.001	M10*	500	38444.100.001	M16*	250	38444.160.001
M8*	500	38444.080.001	M12*	250	38444.120.001			

38438 Plain washer for bolts with heavy type spring pins / Vlakke sluitring voor zware spanbussen / Rondelle plate pour vis avec goupilles élastiques lourdes — L07G

Material Steel
Class 200 HV (>M16 100HV)
Surface treatment Hot dip galvanized



For nom. size	✉	Art.number	For nom. size	✉	Art.number	For nom. size	✉	Art.number
M5	250	38438.050.001	M12	150	38438.120.001	M22	50	38438.220.001
M6	250	38438.060.001	M16	100	38438.160.001	M24	50	38438.240.001
M8	250	38438.080.001	M18	100	38438.180.001	M30	50	38438.300.001
M10	200	38438.100.001	M20	100	38438.200.001			

51532 Plain washer for bolts with heavy type spring pins / Vlakke sluitring voor zware spanbussen / Rondelle plate pour vis avec goupilles élastiques lourdes — R09A

Material Stainless steel A2



For nom. size	✉	Art.number	For nom. size	✉	Art.number	For nom. size	✉	Art.number
M3	100	51532.030.001	M10	100	51532.100.001	M20	50	51532.200.001
M4	100	51532.040.001	M12	50	51532.120.001	M22*	50	51532.220.001
M5	100	51532.050.001	M14	100	51532.140.001	M24	50	51532.240.001
M6	100	51532.060.001	M16	50	51532.160.001	M27*	25	51532.270.001
M8	100	51532.080.001	M18*	50	51532.180.001	M30*	25	51532.300.001

55532 Plain washer for bolts with heavy type spring pins / Vlakke sluitring voor zware spanbussen / Rondelle plate pour vis avec goupilles élastiques lourdes — R49A

Material Stainless steel A4



For nom. size	✉	Art.number	For nom. size	✉	Art.number	For nom. size	✉	Art.number
M3	100	55532.030.001	M10	100	55532.100.001	M20	50	55532.200.001
M4	100	55532.040.001	M12	50	55532.120.001	M22*	50	55532.220.001
M5	100	55532.050.001	M14	100	55532.140.001	M24	50	55532.240.001
M6	100	55532.060.001	M16	50	55532.160.001	M27*	25	55532.270.001
M8	100	55532.080.001	M18*	100	55532.180.001	M30*	25	55532.300.001

Plain washer for clevis pins, product grade A

Vlakke sluitring voor gaffelpennen, productklasse A / Rondelle plate pour axes d'articulation, classe de produit A

ISO 8738

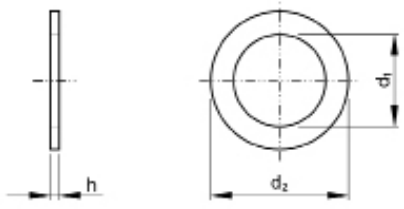



Technical Data

For pin ø	d_1 (max.)	d_2	h
3	3.14	6	0.8
4	4.18	8	0.8
5	5.18	10	1
6	6.18	12	1.6
8	8.22	15	2
10	10.22	18	2.5
12	12.27	20	3
14	14.27	22	3
16	16.27	24	3
18	18.27	28	4
20	20.33	30	4
22	22.33	34	4
30	30.52	44	5
33	33.62	47	5
36	36.62	50	6
40	40.62	56	6
45	45.62	60	6
50	50.62	66	8
55	55.74	72	8
60	60.74	78	10
70	70.74	92	10
80	80.74	98	12
90	90.87	110	12

38765 **Plain washer for clevis pins, product grade A / Vlakke sluitring voor gaffelpennen, productklasse A / Rondelle plate pour axes d'articulation, classe de produit A** **L07A**

Material Steel
Class 160 HV
Surface treatment Plain



For pin ø	✉	Art.number	For pin ø	✉	Art.number	For pin ø	✉	Art.number
3*	1.000	38765.030.001	16*	500	38765.160.001	45*	50	38765.450.001
4*	1.000	38765.040.001	18*	200	38765.180.001	50*	50	38765.500.001
5*	1.000	38765.050.001	20*	200	38765.200.001	55*	10	38765.550.001
6*	1.000	38765.060.001	22*	200	38765.220.001	60	10	38765.600.001
8*	1.000	38765.080.001	30*	100	38765.300.001	70*	5	38765.700.001
10*	1.000	38765.100.001	33*	100	38765.330.001	80*	5	38765.800.001
12*	500	38765.120.001	36*	100	38765.360.001	90*	5	38765.900.001
14*	500	38765.140.001	40*	50	38765.400.001			

FABORY

Plain washer for clevis pins

Vlakke sluitring voor gaffelpennen / Rondelle plate pour axes d'articulation, finition moyenne

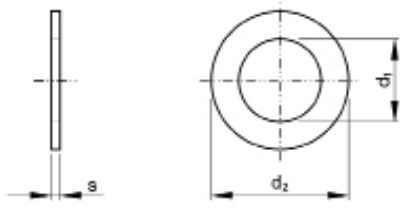

DIN 1440



Technical Data

For pin ø	d_1 (H11)	d_2	s	For pin ø	d_1 (H11)	d_2	s
3	3	6	0.8	27	27	40	5
4	4	8	0.8	28	28	42	5
5	5	10	0.8	30	30	45	5
6	6	12	1.6	32	32	50	5
7	7	14	1.6	33	33	50	5
8	8	16	2	35	35	52	6
10	10	20	2.5	36	36	52	6
12	12	25	3	40	40	58	6
13	13	25	3	45	45	62	7
14	14	28	3	50	50	68	8
16	16	28	3	55	55	75	9
18	18	30	4	60	60	80	9
20	20	32	4	65	65	90	9
22	22	34	4	70	70	95	10
23	23	36	4	75	75	100	10
24	24	38	4	80	80	100	12
25	25	40	4	90	90	115	12
26	26	40	5	100	100	125	14

7

Article groups

Material	Surface treatment	Code	Page
St.	Plain	38759	7-52
St.	ZPL	38760	7-53
St.st. A2		51534	7-53
St.st. A4		55534	7-53

38759 **Plain washer for clevis pins / Vlakke sluitring voor gaffelpennen / Rondelle plate pour axes d'articulation, finition moyenne** **L07A**

Material Steel
Surface treatment Plain

RoHS



For pin ø	✉	Art.number	For pin ø	✉	Art.number	For pin ø	✉	Art.number
3*	1.000	38759.030.001	18*	200	38759.180.001	36*	100	38759.360.001
4*	1.000	38759.040.001	20*	100	38759.200.001	40*	50	38759.400.001
5*	1.000	38759.050.001	22*	200	38759.220.001	45*	50	38759.450.001
6*	1.000	38759.060.001	23*	200	38759.230.001	50*	50	38759.500.001
7*	1.000	38759.070.001	25*	100	38759.250.001	55*	10	38759.550.001
8*	1.000	38759.080.001	26*	100	38759.260.001	60*	10	38759.600.001
10*	1.000	38759.100.001	28*	100	38759.280.001	65*	5	38759.650.001
12*	500	38759.120.001	30*	100	38759.300.001	70*	5	38759.700.001
13*	500	38759.130.001	32*	100	38759.320.001	75*	5	38759.750.001
14*	500	38759.140.001	33*	100	38759.330.001	80*	5	38759.800.001
16*	500	38759.160.001	35*	100	38759.350.001	90*	5	38759.900.001

38760 Plain washer for clevis pins / Vlakke sluitring voor gaffelpennen / Rondelle plate pour axes d'articulation, finition moyenne L07G

Material Steel
Surface treatment Zinc plated



For pin ø	✉	Art.number	For pin ø	✉	Art.number	For pin ø	✉	Art.number
3*	1.000	38760.030.001	18	100	38760.180.001	35*	100	38760.350.001
4	250	38760.040.001	20	100	38760.200.001	36*	100	38760.360.001
5	250	38760.050.001	22	50	38760.220.001	40	50	38760.400.001
6	250	38760.060.001	23	25	38760.230.001	45	50	38760.450.001
7*	1.000	38760.070.001	25	25	38760.250.001	50*	50	38760.500.001
8	250	38760.080.001	26	25	38760.260.001	55*	10	38760.550.001
10	200	38760.100.001	28	25	38760.280.001	60*	10	38760.600.001
12	150	38760.120.001	30	25	38760.300.001	65*	5	38760.650.001
13*	100	38760.130.001	32*	100	38760.320.001	70*	5	38760.700.001
14	150	38760.140.001	33*	100	38760.330.001	80*	1	38760.800.001
16	100	38760.160.001						

51534 Plain washer for clevis pins / Vlakke sluitring voor gaffelpennen / Rondelle plate pour axes d'articulation, finition moyenne R09A

Material Stainless steel A2



For pin ø	✉	Art.number	For pin ø	✉	Art.number	For pin ø	✉	Art.number
3*	500	51534.030.001	14	50	51534.140.001	27*	50	51534.270.001
4	100	51534.040.001	16	50	51534.160.001	28*	50	51534.280.001
5	100	51534.050.001	18*	100	51534.180.001	30*	50	51534.300.001
6	100	51534.060.001	20*	100	51534.200.001	32*	50	51534.320.001
7*	500	51534.070.001	22*	100	51534.220.001	33*	50	51534.330.001
8	100	51534.080.001	23*	50	51534.230.001	35*	25	51534.350.001
10	100	51534.100.001	24*	50	51534.240.001	36*	25	51534.360.001
12	100	51534.120.001	25*	50	51534.250.001	40*	25	51534.400.001
13*	100	51534.130.001	26	50	51534.260.001			

55534 Plain washer for clevis pins / Vlakke sluitring voor gaffelpennen / Rondelle plate pour axes d'articulation, finition moyenne R45A

Material Stainless steel A4



For pin ø	✉	Art.number	For pin ø	✉	Art.number	For pin ø	✉	Art.number
3*	500	55534.030.001	13*	100	55534.130.001	26*	50	55534.260.001
4*	500	55534.040.001	14*	100	55534.140.001	28*	50	55534.280.001
5*	500	55534.050.001	16*	100	55534.160.001	30*	50	55534.300.001
6*	500	55534.060.001	18*	100	55534.180.001	32*	50	55534.320.001
7	500	55534.070.001	20*	100	55534.200.001	33*	50	55534.330.001
8*	200	55534.080.001	22*	100	55534.220.001	36*	25	55534.360.001
10*	200	55534.100.001	24*	50	55534.240.001	40*	25	55534.400.001
12*	200	55534.120.001	25*	50	55534.250.001	60*	10	55534.600.001

Plain washer for clevis pins, product grade C

Vlakke sluitring voor gaffelpennen, productklasse C / Rondelle plate pour axes d'articulation, classe de produit C

DIN 1441

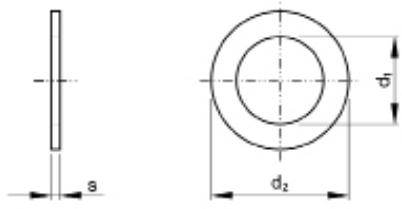



Technical Data

For pin ø	d_1	d_2	s	For pin ø	d_1	d_2	s
5	5.5	10	0.8	27	28	40	5
6	7	12	1.6	28	29	42	5
7	8	14	1.6	30	31	45	5
8	9	16	2	32/33	34	50	5
9	9	16	2	35/36	37	52	6
10	11	20	2.5	40	41	58	6
12	13	25	3	45	46	62	7
13	14	25	3	50	51	68	8
14	15	28	3	55	56	75	9
16	17	28	3	60	62	80	9
18	19	30	4	65	68	90	9
20	21	32	4	70	72	95	10
22	23	34	4	75	78	100	10
23	24	36	4	80	82	110	12
24	25	38	4	85	86	110	12
25	26	40	4	90	92	115	12
26	27	40	5	100	102	125	14

7

Article groups

Material	Surface treatment	Code	Page
St.	Plain	38958	7-54
St.	ZPL	38959	7-55
St.st. A1		51535	7-55
St.st. A4		55535	7-55

38958 **Plain washer for clevis pins, product grade C / Vlakke sluitring voor gaffelpennen, productklasse C / Rondelle plate pour axes d'articulation, classe de produit C** **L07G**

Material Steel
Surface treatment Plain



For pin ø	✉	Art.number	For pin ø	✉	Art.number	For pin ø	✉	Art.number
5*	250	38958.050.001	22	100	38958.220.001	40	100	38958.400.001
6*	250	38958.060.001	23	100	38958.230.001	45*	50	38958.450.001
7*	250	38958.070.001	24*	200	38958.240.001	50	100	38958.500.001
8*	1.000	38958.080.001	25	100	38958.250.001	55*	10	38958.550.001
10*	250	38958.100.001	26*	100	38958.260.001	60	25	38958.600.001
12	500	38958.120.001	27*	100	38958.270.001	70	25	38958.700.001
14*	500	38958.140.001	28	100	38958.280.001	75	25	38958.750.001
16	500	38958.160.001	30	100	38958.300.001	80	25	38958.800.001
18	100	38958.180.001	32/33	100	38958.330.001	85*	5	38958.850.001
20	100	38958.200.001	35/36	100	38958.360.001	90*	5	38958.900.001

38959 Plain washer for clevis pins, product grade C / Vlakke sluitring voor gaffelpennen, productklasse C / Rondelle plate pour axes d'articulation, classe de produit C — L07A

Material Steel
Surface treatment Zinc plated



For pin ø	✉	Art.number	For pin ø	✉	Art.number	For pin ø	✉	Art.number
5*	1.000	38959.055.001	23*	200	38959.230.001	45*	50	38959.460.001
6*	1.000	38959.060.001	24*	200	38959.240.001	50*	50	38959.510.001
7*	250	38959.070.001	25*	200	38959.250.001	55*	10	38959.560.001
8*	1.000	38959.080.001	26*	200	38959.260.001	60*	10	38959.620.001
10*	250	38959.100.001	28*	100	38959.280.001	66*	10	38959.680.001
12*	500	38959.120.001	30*	100	38959.300.001	70*	10	38959.720.001
14*	100	38959.140.001	32/33*	100	38959.330.001	75*	10	38959.780.001
16*	500	38959.160.001	35/36*	100	38959.370.001	80*	5	38959.820.001
18*	200	38959.180.001	40*	50	38959.410.001	90*	5	38959.920.001
20*	200	38959.200.001						

51535 Plain washer for clevis pins, product grade C / Vlakke sluitring voor gaffelpennen, productklasse C / Rondelle plate pour axes d'articulation, classe de produit C — R05A

Material Stainless steel A1



For pin ø	✉	Art.number	For pin ø	✉	Art.number	For pin ø	✉	Art.number
5*	200	51535.050.001	13*	100	51535.130.001	24*	50	51535.240.001
6*	100	51535.060.001	14*	100	51535.140.001	26*	25	51535.260.001
7*	100	51535.070.001	16*	50	51535.160.001	28*	25	51535.280.001
8	100	51535.080.001	18*	50	51535.180.001	30*	25	51535.300.001
10*	100	51535.100.001	20*	50	51535.200.001			
12	100	51535.120.001	22*	50	51535.220.001			

55535 Plain washer for clevis pins, product grade C / Vlakke sluitring voor gaffelpennen, productklasse C / Rondelle plate pour axes d'articulation, classe de produit C — R45A

Material Stainless steel A4



For pin ø	✉	Art.number	For pin ø	✉	Art.number	For pin ø	✉	Art.number
8*	100	55535.080.001	10*	100	55535.100.001	16*	50	55535.160.001
9*	100	55535.090.001	13*	100	55535.130.001	23*	50	55535.230.001

FABORY

Shim ring

Pasring (Shim) / Rondelle d'ajustage

DIN 988

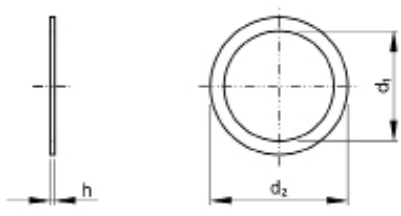



Technical Data

d_1 x d_2	d_1 (min.)	d_1 (max.)	d_2 (min.)	d_2 (max.)	d_1 x d_2	d_1 (min.)	d_1 (max.)	d_2 (min.)	d_2 (max.)
3x6	3.02	3.12	5.85	5.97	30x42	30.065	30.275	41.67	41.92
4x8	4.03	4.15	7.81	7.96	30x47 (≠DIN)	30.065	30.275	46.67	46.92
5x10	5.03	5.15	9.81	9.96	32x44 (≠DIN)	32.08	32.33	43.67	43.92
6x12	6.03	6.15	11.77	11.95	32x45	32.08	32.33	44.67	44.92
7x13	7.04	7.19	12.77	12.95	34x46 (≠DIN)	34.08	34.33	45.67	45.92
8x11 (≠DIN)	8.04	8.19	10.77	10.95	35x45	35.08	35.33	44.67	44.92
8x12 (≠DIN)	8.04	8.19	11.77	11.95	36x45	36.08	36.33	44.67	44.92
8x14	8.04	8.19	13.77	13.95	36x48 (≠DIN)	36.08	36.33	47.67	47.92
8x20 (≠DIN)	8.04	8.19	19.725	19.935	37x47	37.08	37.33	46.67	46.92
9x15	9.04	9.19	14.77	14.95	38x50 (≠DIN)	38.08	38.33	49.67	49.92
10x14 (≠DIN)	10.04	10.19	13.77	13.95	40x50	40.08	40.33	49.67	49.92
10x16	10.04	10.19	15.77	15.95	42x52	42.08	42.33	51.6	51.9
10x22 (≠DIN)	10.04	10.19	21.725	21.935	42x54 (≠DIN)	42.08	42.33	53.6	53.9
11x17	11.05	11.23	16.77	16.95	44x56 (≠DIN)	44.08	44.33	55.6	55.9
12x18	12.05	12.23	17.77	17.95	45x55	45.08	45.33	54.6	54.9
12x20 (≠DIN)	12.05	12.23	19.725	19.935	46x58 (≠DIN)	46.08	46.33	57.6	57.9
12x24 (≠DIN)	12.05	12.23	23.725	23.935	48x60	48.08	48.33	59.6	59.9
13x19	13.05	13.23	18.725	18.935	50x62	50.08	50.33	61.6	61.9
14x20	14.05	14.23	19.725	19.935	52x65	52.1	52.4	64.6	64.9
14x25 (≠DIN)	14.05	14.23	24.725	24.935	55x68	55.1	55.4	67.6	67.9
14x26 (≠DIN)	14.05	14.23	25.725	25.935	56x68 (≠DIN)	56.1	56.4	67.6	67.9
15x21	15.05	15.23	20.725	20.935	56x70	56.1	56.4	69.6	69.9
15x22 (≠DIN)	15.05	15.23	21.725	21.935	56x72	56.1	56.4	71.6	71.9
16x22	16.05	16.23	21.725	21.935	60x72 (≠DIN)	60.1	60.4	71.6	71.9
16x26 (≠DIN)	16.05	16.23	25.275	25.935	60x75	60.1	60.4	74.6	74.9
16x28 (≠DIN)	16.05	16.23	27.275	27.935	63x80	63.1	63.4	79.6	79.9
17x24	17.05	17.23	23.725	23.935	65x80 (≠DIN)	65.1	65.4	79.6	79.9
17x30 (≠DIN)	17.05	17.23	29.725	29.935	65x85	65.1	65.4	84.53	84.88
18x25	18.05	18.23	24.725	24.935	70x85 (≠DIN)	70.1	70.4	84.53	84.88
18x30 (≠DIN)	18.05	18.23	29.725	29.935	70x90	70.1	70.4	89.53	89.88
19x26	19.065	19.275	25.725	25.935	75x90 (≠DIN)	75.1	75.4	89.53	89.88
20x28	20.065	20.275	27.725	27.935	75x95	75.1	75.4	94.53	94.88
20x30 (≠DIN)	20.065	20.275	29.725	29.935	80x100	80.1	80.4	99.53	99.88
20x32 (≠DIN)	20.065	20.275	31.67	31.92	85x105	85.12	85.47	104.53	104.88
22x30	22.065	22.275	29.725	29.935	90x110	90.12	90.47	109.53	109.88
22x32	22.065	22.275	31.67	31.92	95x110 (≠DIN)	95.12	95.47	109.53	109.88
22x34 (≠DIN)	22.065	22.275	33.67	33.92	100x120	100.12	100.47	119.53	119.88
24x36 (≠DIN)	24.065	24.275	35.67	35.92	105x125 (≠DIN)	105.12	105.47	124.455	124.855
25x32 (≠DIN)	25.065	25.275	31.67	31.92	110x130 (≠DIN)	110.12	110.47	129.455	129.855
25x32.3 (≠DIN)	25.065	25.275	31.97	32.22	110x140	110.12	110.47	139.455	139.855
25x35	25.065	25.275	34.67	34.92	120x140 (≠DIN)	120.12	120.47	139.455	139.855
25x36	25.065	25.275	35.67	35.92	130x150 (≠DIN)	130.145	130.545	149.455	149.855
26x37	26.065	26.275	36.67	36.92	130x160	130.145	130.545	159.455	159.855
26x38 (≠DIN)	26.065	26.275	37.67	37.92	140x170	140.145	140.545	169.455	169.855
28x40	28.065	28.275	39.67	39.92	150x180	150.145	150.545	179.455	179.855
30x35 (≠DIN)	30.065	30.275	34.67	34.92	160x180 (≠DIN)	160.145	160.545	179.455	179.855
30x40 (≠DIN)	30.065	30.275	39.67	39.92	185x215 (≠DIN)	185.145	185.545	214.37	214.83

Article groups

Material	Surface treatment		Code	Page
St. 2 K 50	Plain	h=0,1mm	38600	7-57
St. 2 K 50	Plain	h=0,2mm	38601	7-57
St. 2 K 50	Plain	h=0,25mm	38602	7-57
St. 2 K 50	Plain	h=0,3mm	38583	7-58

Article groups

Material	Surface treatment		Code	Page
St. 2 K 50	Plain	h=0,5mm	38585	7-58
St. 2 K 50	Plain	h=1,0mm	38590	7-58
St.st. A2		h=0,1mm	51552	7-59
St.st. A2		h=0,2mm	51554	7-59
St.st. A2		h=0,3mm	51556	7-59
St.st. A2		h=0,5mm	51555	7-59
St.st. A2		h=1,0mm	51557	7-60

38600 Shim ring thickness h=0,1mm / Pasring (shim) dikte h=0,1MM / Rondelle d'ajustage épaisseur h=0,1mm — L07H

Material Steel 2 K 50
Surface treatment Plain



d_1 x d_2	✉	Art.number	d_1 x d_2	✉	Art.number	d_1 x d_2	✉	Art.number
3X6MM	100	38600.030.006	20X28MM	50	38600.200.028	42X52MM	25	38600.420.052
4X8MM	100	38600.040.008	20X32MM	50	38600.200.032	45X55MM	100	38600.450.055
5X10MM	100	38600.050.010	22X30MM*	100	38600.220.030	50X62MM	25	38600.500.062
6X12MM	100	38600.060.012	22X32MM	100	38600.220.032	52X65MM	100	38600.520.065
8X14MM	100	38600.080.014	22X34MM	50	38600.220.034	55X68MM	100	38600.550.068
8X20MM	100	38600.080.020	24X36MM	50	38600.240.036	56X70MM	25	38600.560.070
9X15MM	100	38600.090.015	25X35MM	50	38600.250.035	56X72MM	10	38600.560.072
10X16MM	100	38600.100.016	26X37MM	100	38600.260.037	60X75MM	50	38600.600.075
10X22MM	100	38600.100.022	26X38MM	50	38600.260.038	63X80MM	25	38600.630.080
12X18MM	100	38600.120.018	28X40MM	50	38600.280.040	65X85MM	100	38600.650.085
12X24MM	100	38600.120.024	30X35MM	50	38600.300.035	70X90MM	50	38600.700.090
13X19MM	100	38600.130.019	30X42MM	50	38600.300.042	75X90MM	10	38600.750.090
14X20MM	100	38600.140.020	32X44MM	25	38600.320.044	75X95MM*	50	38600.750.095
14X26MM	100	38600.140.026	32X45MM*	100	38600.320.045	80X100MM	10	38600.800.100
15X21MM	100	38600.150.021	34X46MM	25	38600.340.046	90X110MM	10	38600.900.110
16X22MM	100	38600.160.022	35X45MM	100	38600.350.045	105X125MM	10	38600.983.125
16X28MM	50	38600.160.028	36X48MM	25	38600.360.048	110X140MM	5	38600.984.140
17X24MM	50	38600.170.024	37X47MM	50	38600.370.047	120X140MM	10	38600.986.140
18X25MM	50	38600.180.025	38X50MM	25	38600.380.050	140X170MM	5	38600.990.170
18X30MM	50	38600.180.030	40X50MM	25	38600.400.050			

38601 Shim ring thickness h=0,2mm / Pasring (shim) dikte h=0,2MM / Rondelle d'ajustage épaisseur h=0,2mm — L07A

Material Steel 2 K 50
Surface treatment Plain



d_1 x d_2	✉	Art.number	d_1 x d_2	✉	Art.number	d_1 x d_2	✉	Art.number
3X6MM	100	38601.030.006	5X10MM	100	38601.050.010	8X14MM	100	38601.080.014
4X8MM	100	38601.040.008	6X12MM	100	38601.060.012	9X15MM	100	38601.090.015

38602 Shim ring thickness h=0,25mm / Pasring (shim) dikte h=0,25MM / Rondelle d'ajustage épaisseur h=0,25mm — L07H

Material Steel 2 K 50
Surface treatment Plain



d_1 x d_2	✉	Art.number	d_1 x d_2	✉	Art.number	d_1 x d_2	✉	Art.number
5X10MM	100	38602.050.010	16X28MM	50	38602.160.028	32X45MM*	100	38602.320.045
6X12MM	100	38602.060.012	18X25MM	100	38602.180.025	34X46MM	25	38602.340.046
8X14MM	100	38602.080.014	18X30MM	50	38602.180.030	36X48MM	25	38602.360.048
8X20MM	100	38602.080.020	20X28MM	100	38602.200.028	37X47MM*	100	38602.370.047
10X16MM	100	38602.100.016	20X32MM	50	38602.200.032	38X50MM	25	38602.380.050
10X22MM	100	38602.100.022	22X34MM	50	38602.220.034	42X54MM	25	38602.420.054
12X18MM	100	38602.120.018	24X36MM	50	38602.240.036	44X56MM	25	38602.440.056
12X20MM	100	38602.120.020	25X35MM	100	38602.250.035	48X60MM	25	38602.480.060
12X24MM	100	38602.120.024	26X37MM*	100	38602.260.037	50X62MM	25	38602.500.062
14X20MM	100	38602.140.020	26X38MM	50	38602.260.038	56X68MM	25	38602.560.068
14X26MM	100	38602.140.026	28X40MM*	100	38602.280.040	60X72MM	25	38602.600.072
16X22MM*	100	38602.160.022	30X42MM	100	38602.300.042			
16X26MM	100	38602.160.026	32X44MM	25	38602.320.044			

7

38583 Shim ring thickness h=0,3mm / Pasring (shim) dikte h=0,3MM / Rondelle d'ajustage épaisseur h=0,3mm — L07H

Material Steel 2 K 50
Surface treatment Plain



d_1 x d_2	✉	Art.number	d_1 x d_2	✉	Art.number	d_1 x d_2	✉	Art.number
3X6MM	100	38583.030.006	25X35MM	50	38583.250.035	65X80MM	10	38583.650.080
4X8MM	100	38583.040.008	25X36MM	50	38583.250.036	65X85MM	10	38583.650.085
5X10MM	100	38583.050.010	26X37MM	50	38583.260.037	70X90MM	10	38583.700.090
6X12MM	100	38583.060.012	28X40MM	50	38583.280.040	75X90MM	10	38583.750.090
7X13MM	100	38583.070.013	30X35MM	50	38583.300.035	75X95MM*	100	38583.750.095
8X14MM	100	38583.080.014	30X42MM	50	38583.300.042	80X100MM	10	38583.800.100
10X16MM	100	38583.100.016	32X45MM	25	38583.320.045	85X105MM	10	38583.850.105
12X18MM	100	38583.120.018	35X45MM	25	38583.350.045	90X110MM	10	38583.900.110
14X20MM	100	38583.140.020	36X45MM	25	38583.360.045	100X120MM	10	38583.982.120
15X21MM	100	38583.150.021	37X47MM	25	38583.370.047	105X125MM	10	38583.983.125
16X22MM	50	38583.160.022	40X50MM	25	38583.400.050	110X130MM	10	38583.984.130
17X24MM	50	38583.170.024	42X52MM	25	38583.420.052	110X140MM	10	38583.984.140
18X25MM	50	38583.180.025	45X55MM	25	38583.450.055	130X160MM	10	38583.988.160
19X26MM	50	38583.190.026	50X62MM	25	38583.500.062	140X170MM	10	38583.990.170
20X28MM	50	38583.200.028	55X68MM	100	38583.550.068	160X180MM	10	38583.993.180
22X30MM	50	38583.220.030	56X72MM	25	38583.560.072	185X215MM	10	38583.996.215
22X32MM	50	38583.220.032	60X75MM	25	38583.600.075			
24X36MM	50	38583.240.036	63X80MM	10	38583.630.080			

38585 Shim ring thickness h=0,5mm / Pasring (shim) dikte h=0,5MM / Rondelle d'ajustage épaisseur h=0,5mm — L07H

Material Steel 2 K 50
Surface treatment Plain



d_1 x d_2	✉	Art.number	d_1 x d_2	✉	Art.number	d_1 x d_2	✉	Art.number
3X6MM	100	38585.030.006	20X30MM	100	38585.200.030	55X68MM	100	38585.550.068
4X8MM	100	38585.040.008	20X32MM	100	38585.200.032	56X72MM	10	38585.560.072
5X10MM	100	38585.050.010	22X30MM	100	38585.220.030	60X75MM	10	38585.600.075
6X12MM	100	38585.060.012	22X32MM	50	38585.220.032	63X80MM	10	38585.630.080
7X13MM	100	38585.070.013	25X35MM	50	38585.250.035	65X80MM	10	38585.650.080
8X12MM	100	38585.080.012	25X36MM	100	38585.250.036	65X85MM	50	38585.650.085
8X14MM	100	38585.080.014	26X37MM	50	38585.260.037	70X85MM	10	38585.700.085
9X15MM	100	38585.090.015	28X40MM	50	38585.280.040	70X90MM	10	38585.700.090
10X16MM	100	38585.100.016	30X42MM	50	38585.300.042	75X90MM	10	38585.750.090
12X18MM	100	38585.120.018	32X45MM	25	38585.320.045	80X100MM	10	38585.800.100
13X19MM	100	38585.130.019	35X45MM	25	38585.350.045	90X110MM	10	38585.900.110
14X20MM	100	38585.140.020	36X45MM	25	38585.360.045	100X120MM	10	38585.981.120
15X21MM	100	38585.150.021	37X47MM	25	38585.370.047	105X125MM	10	38585.983.125
15X22MM*	100	38585.150.022	40X50MM	25	38585.400.050	110X130MM	10	38585.984.130
16X22MM	50	38585.160.022	42X52MM	25	38585.420.052	110X140MM	10	38585.984.140
17X24MM	50	38585.170.024	45X55MM	10	38585.450.055	130X150MM	5	38585.988.150
18X25MM	50	38585.180.025	48X60MM*	100	38585.480.060	130X160MM	5	38585.988.160
19X26MM	50	38585.190.026	50X62MM	10	38585.500.062	140X170MM	5	38585.990.170
20X28MM	50	38585.200.028	52X65MM*	100	38585.520.065	160X180MM	5	38585.993.180

38590 Shim ring thickness h=1,0mm / Pasring (shim) dikte h=1,0MM / Rondelle d'ajustage épaisseur h=1,0mm — L07H

Material Steel 2 K 50
Surface treatment Plain



d_1 x d_2	✉	Art.number	d_1 x d_2	✉	Art.number	d_1 x d_2	✉	Art.number
3X6MM	100	38590.030.006	17X24MM	100	38590.170.024	37X47MM	25	38590.370.047
4X8MM	100	38590.040.008	18X25MM	50	38590.180.025	40X50MM	25	38590.400.050
5X10MM	100	38590.050.010	20X28MM	50	38590.200.028	42X52MM	100	38590.420.052
6X12MM	100	38590.060.012	20X32MM	50	38590.200.032	45X55MM	10	38590.450.055
7X13MM	100	38590.070.013	22X30MM	100	38590.220.030	48X60MM*	100	38590.480.060
8X14MM	100	38590.080.014	22X32MM	50	38590.220.032	50X62MM	10	38590.500.062
9X15MM	100	38590.090.015	25X35MM	50	38590.250.035	52X65MM*	100	38590.520.065
10X16MM	100	38590.100.016	25X36MM	100	38590.250.036	55X68MM*	100	38590.550.068
11X17MM	100	38590.110.017	26X37MM	50	38590.260.037	56X72MM	100	38590.560.072
12X18MM	100	38590.120.018	26X38MM	50	38590.260.038	60X75MM	10	38590.600.075
12X24MM	100	38590.120.024	28X40MM	50	38590.280.040	63X80MM*	50	38590.630.080
13X19MM	100	38590.130.019	30X40MM*	200	38590.300.040	70X90MM	50	38590.700.090
14X20MM	100	38590.140.020	30X42MM	50	38590.300.042	75X95MM	50	38590.750.095
15X21MM	100	38590.150.021	32X45MM	25	38590.320.045	80X100MM	50	38590.800.100
15X22MM	100	38590.150.022	35X45MM	25	38590.350.045	90X110MM	50	38590.900.110
16X22MM	50	38590.160.022	36X45MM	25	38590.360.045	100X120MM*	50	38590.981.120

51552 Shim ring thickness h=0,1mm / Pasring (shim) dikte h=0,1MM / Rondelle d'ajustage épaisseur h=0,1mm R05A

Material Stainless steel A2



d_1 x d_2	✉	Art.number	d_1 x d_2	✉	Art.number	d_1 x d_2	✉	Art.number
3X6MM*	200	51552.030.006	16X22MM	100	51552.160.022	30X40MM*	100	51552.300.040
5X10MM	100	51552.050.010	17X24MM*	100	51552.170.024	30X42MM	100	51552.300.042
6X12MM	100	51552.060.012	18X25MM*	100	51552.180.025	30X47MM*	100	51552.300.047
7X13MM*	200	51552.070.013	20X28MM	100	51552.200.028	35X45MM*	100	51552.350.045
10X16MM	100	51552.100.016	22X30MM*	100	51552.220.030	40X50MM*	100	51552.400.050
12X18MM	100	51552.120.018	22X32MM*	100	51552.220.032	45X55MM*	100	51552.450.055
15X21MM*	100	51552.150.021	25X35MM	100	51552.250.035	50X62MM*	100	51552.500.062
15X22MM*	100	51552.150.022	28X40MM*	100	51552.280.040	63X80MM*	100	51552.630.080

51554 Shim ring thickness h=0,2mm / Pasring (shim) dikte h=0,2MM / Rondelle d'ajustage épaisseur h=0,2mm R05A

Material Stainless steel A2



d_1 x d_2	✉	Art.number	d_1 x d_2	✉	Art.number	d_1 x d_2	✉	Art.number
3X6MM*	200	51554.030.006	12X18MM	100	51554.120.018	22X30MM*	100	51554.220.030
4X8MM	100	51554.040.008	13X19MM	100	51554.130.019	25X35MM	100	51554.250.035
5X10MM	100	51554.050.010	14X20MM	100	51554.140.020	26X37MM*	100	51554.260.037
6X12MM	100	51554.060.012	15X21MM	100	51554.150.021	30X42MM*	100	51554.300.042
7X13MM*	200	51554.070.013	16X22MM	100	51554.160.022	37X47MM*	100	51554.370.047
8X14MM	100	51554.080.014	17X24MM*	100	51554.170.024	45X55MM*	100	51554.450.055
10X16MM	100	51554.100.016	18X25MM*	100	51554.180.025	50X62MM*	100	51554.500.062
11X17MM	100	51554.110.017	20X28MM	100	51554.200.028			

51556 Shim ring thickness h=0,3mm / Pasring (shim) dikte h=0,3MM / Rondelle d'ajustage épaisseur h=0,3mm R05A

Material Stainless steel A2



d_1 x d_2	✉	Art.number	d_1 x d_2	✉	Art.number	d_1 x d_2	✉	Art.number
3X6MM*	200	51556.030.006	13X19MM*	100	51556.130.019	22X30MM*	100	51556.220.030
4X8MM*	200	51556.040.008	14X20MM*	100	51556.140.020	22X32MM*	100	51556.220.032
5X10MM	100	51556.050.010	16X22MM	100	51556.160.022	25X35MM*	100	51556.250.035
6X12MM	100	51556.060.012	17X24MM	100	51556.170.024	30X42MM*	100	51556.300.042
8X14MM*	100	51556.080.014	18X25MM*	100	51556.180.025	37X47MM*	100	51556.370.047
12X18MM	100	51556.120.018	20X28MM	100	51556.200.028			

51555 Shim ring thickness h=0,5mm / Pasring (shim) dikte h=0,5MM / Rondelle d'ajustage épaisseur h=0,5mm R05A

Material Stainless steel A2



d_1 x d_2	✉	Art.number	d_1 x d_2	✉	Art.number	d_1 x d_2	✉	Art.number
3X6MM*	200	51555.030.006	12X24MM*	100	51555.120.024	22X32MM*	100	51555.220.032
4X8MM	100	51555.040.008	13X19MM*	100	51555.130.019	25X35MM	100	51555.250.035
5X10MM	100	51555.050.010	14X20MM	100	51555.140.020	26X37MM*	100	51555.260.037
6X12MM	100	51555.060.012	14X25MM*	100	51555.140.025	28X40MM*	100	51555.280.040
7X13MM*	200	51555.070.013	15X21MM	100	51555.150.021	30X40MM*	100	51555.300.040
8X11MM*	200	51555.080.011	16X22MM	100	51555.160.022	30X42MM	100	51555.300.042
8X12MM*	200	51555.080.012	17X24MM	100	51555.170.024	32X45MM*	100	51555.320.045
8X14MM	100	51555.080.014	18X25MM*	100	51555.180.025	35X45MM	100	51555.350.045
10X16MM	100	51555.100.016	19X26MM*	100	51555.190.026	40X50MM*	100	51555.400.050
12X18MM	100	51555.120.018	20X28MM	100	51555.200.028	42X52MM*	100	51555.420.052
12X20MM*	100	51555.120.020	22X30MM	100	51555.220.030	50X62MM*	100	51555.500.062

FABORY

51557	Shim ring thickness h=1,0mm / Pasring (shim) dikte h=1,0MM / Rondelle d'ajustage épaisseur h=1,0mm	R05A
Material	Stainless steel A2	



d_1 x d_2	✉	Art.number	d_1 x d_2	✉	Art.number	d_1 x d_2	✉	Art.number
3X6MM*	200	51557.030.006	12X18MM	100	51557.120.018	25X35MM	100	51557.250.035
4X8MM*	200	51557.040.008	13X19MM*	100	51557.130.019	28X40MM*	100	51557.280.040
5X10MM*	200	51557.050.010	14X20MM	100	51557.140.020	30X42MM	100	51557.300.042
6X12MM	100	51557.060.012	15X21MM	100	51557.150.021	35X45MM*	100	51557.350.045
7X13MM*	200	51557.070.013	16X22MM	100	51557.160.022	37X47MM*	100	51557.370.047
8X14MM	100	51557.080.014	17X24MM	100	51557.170.024	40X50MM*	100	51557.400.050
10X14MM*	100	51557.100.014	18X25MM*	100	51557.180.025	45X55MM*	100	51557.450.055
10X16MM	100	51557.100.016	20X28MM	100	51557.200.028			
11X17MM	100	51557.110.017	22X32MM*	100	51557.220.032			

Sealing ring, flat

Afdichtring, vlak / Anneau de joint, plat

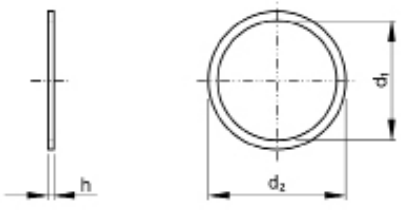

DIN 7603 A



7

Technical Data

d_1 x d_2 x h	d_1	d_2	d_1 x d_2 x h	d_1	d_2
4x8x1	4.2	7.9	14x18x2 (≠DIN)	14.2	17.9
5x7.5x1	5.2	7.9	14x20x1 (≠DIN)	14.2	19.9
5x9x1	5.2	8.9	14x20x1.5	14.2	19.9
5x10x1 (≠DIN)	5.2	9.9	14x20x2 (≠DIN)	14.2	19.9
6x10x1	6.2	9.9	14x22x1.5 (≠DIN)	14.2	21.9
6x10x1.5	6.2	9.9	15x19x1.5	15.2	18.9
6x12x1 (≠DIN)	6.2	11.9	15x20x1 (≠DIN)	15.2	19.9
6.5x9.5x1	6.7	9.4	15x20x1.5 (≠DIN)	15.2	19.9
7x10x1 (≠DIN)	7.2	9.9	15x20x2 (≠DIN)	15.2	19.9
7.1x15x2 (≠DIN)	7.1	14.9	16x20x1.5	16.2	19.9
8x11.5x1	8.2	11.4	16x20x2 (≠DIN)	16.2	19.9
8x12x1	8.2	11.9	16x21x2 (≠DIN)	16.2	20.9
8x13x1	8.2	12.9	16x22x1.5	16.2	21.9
8x14x1	8.2	13.9	16x22x2 (≠DIN)	16.2	21.9
8x14x1.5	8.2	13.9	16.5x24x2 (≠DIN)	16.7	23.9
9x14x1 (≠DIN)	9.2	13.9	17x21x1.5	17.2	20.9
9x14x1.5 (≠DIN)	9.2	13.9	17x22x1.5 (≠DIN)	17.2	21.9
10x13.5x1	10.2	13.4	17x23x1.5	17.2	22.9
10x14x1	10.2	13.9	17x23x2	17.2	22.9
10x14x1.5	10.2	13.9	17x24x2 (≠DIN)	17.2	23.9
10x15x1	10.2	14.9	17.5x25x2 (≠DIN)	17.7	24.9
10x16x1	10.2	15.9	18x22x1.5	18.2	21.9
10x16x1.5	10.2	15.9	18x24x1.5	18.2	23.9
10x19x2 (≠DIN)	10.2	18.9	18x24x2 (≠DIN)	18.2	23.9
10x20x1.5 (≠DIN)	10.2	19.9	19x26x2 (≠DIN)	19.2	25.9
10.5x17x1.5 (≠DIN)	10.7	16.9	20x24x1.5	20.2	23.9
11x17x1.5 (≠DIN)	11.2	16.9	20x24x2 (≠DIN)	20.2	23.9
12x15.5x1.5	12.2	15.4	20x26x1.5	20.2	25.9
12x16x1 (≠DIN)	12.2	15.9	21x26x1.5	21.2	25.9
12x16x1.5	12.2	15.9	21x26x2 (≠DIN)	21.2	25.9
12x17x1.5	12.2	16.9	21x28x1.5 (≠DIN)	21.2	27.9
12x18x1.5	12.2	17.9	21x28x2 (≠DIN)	21.2	27.9
12x20x1.5 (≠DIN)	12.2	19.9	22x26x2 (≠DIN)	22.2	25.9
12.5x20x1.5 (≠DIN)	12.7	19.9	22x27x1.5	22.2	26.9
13x18x1.5 (≠DIN)	13.2	17.9	22x29x1.5	22.2	28.9
13x18x2 (≠DIN)	13.2	17.9	22x29x2 (≠DIN)	22.2	28.9
14x18x1 (≠DIN)	14.2	17.9	24x29x2	24.3	28.9
14x18x1.5	14.2	17.9	24x30x2 (≠DIN)	24.3	29.9

Technical Data

d_1 x d_2 x h	d_1	d_2
24x32x2	24.3	319
26x31x2	26.3	30.9
26x32x2	26.3	31.9
26x33x2 (≠DIN)	26.3	32.9
26x34x2	26.3	33.9
27x32x2	27.3	31.9
28x33x1 (≠DIN)	28.3	32.9
28x34x2 (≠DIN)	28.3	33.9
30x36x2	30.3	35.9
30x38x2	30.3	37.9
32x38x2	32.3	37.9
32x40x2	32.3	39.9
33x39x2	33.3	38.9

Technical Data

d_1 x d_2 x h	d_1	d_2
35x41x2	35.3	40.9
35x45x2 (≠DIN)	35.3	44.9
36x42x2	36.3	41.9
38x44x2	38.3	43.9
40x47x2	40.3	46.9
42x49x2	42.3	48.9
45x52x2	445.3	51.9
48x55x2	48.3	54.9
50x57x2	50.2	56.9
60x68x2.5	60.5	67.8
75x84x2.5	75.5	83.8
90x100x2.5	90.5	99.8

Article groups

Material		Code	Page
Al Al 99,0	h=1±0.2	45191	7-61
Al Al 99,0	h=1,5±0.2	45192	7-61
Al Al 99,0	h=2,0±0.2	45193	7-61
Cu	h=1,0±0.2	50300	7-62
Cu	h=1,5±0.2	50301	7-62
Cu	h=2,0±0.2	50302	7-62
Cu	h=2,5±0.2	50303	7-62

45191 **Sealing ring, flat, h=1 / Afdichtring, vlak, h=1 / Anneau de joint, plat, h=1** **W01D**

Material Aluminium Al 99,0



d_1 x d_2	✉	Art.number	d_1 x d_2	✉	Art.number	d_1 x d_2	✉	Art.number
4X8MM	100	45191.040.008	6,5X9,5MM	100	45191.065.009	8X14MM	100	45191.080.014
5X7,5MM	100	45191.050.007	8X11,5MM	100	45191.080.011	10X13,5MM	100	45191.100.013
5X9MM	100	45191.050.009	8X12MM	100	45191.080.012	10X14MM	100	45191.100.014
6X10MM	100	45191.060.010	8X13MM	100	45191.080.013	10X16MM	100	45191.100.016
6X12MM	100	45191.060.012						

45192 **Sealing ring, flat, h=1.5 / Afdichtring, vlak, h=1.5 / Anneau de joint, plat, h=1,5** **W01D**

Material Aluminium Al 99,0



d_1 x d_2	✉	Art.number	d_1 x d_2	✉	Art.number	d_1 x d_2	✉	Art.number
12X15,5MM	100	45192.120.015	15X19MM	100	45192.150.019	20X24MM	50	45192.200.024
12X16MM	100	45192.120.016	16X20MM	100	45192.160.020	20X26MM	50	45192.200.026
12X17MM	100	45192.120.017	16X22MM	100	45192.160.022	21X26MM	100	45192.210.026
12X18MM	100	45192.120.018	17X21MM	100	45192.170.021	21X28MM	50	45192.210.028
13X18MM	100	45192.130.018	17X23MM	100	45192.170.023	22X27MM	50	45192.220.027
14X18MM	100	45192.140.018	18X22MM	100	45192.180.022	22X29MM	50	45192.220.029
14X20MM	100	45192.140.020	18X24MM	100	45192.180.024			

45193 **Sealing ring, flat, h=2 / Afdichtring, vlak, h=2 / Anneau de joint, plat, h=2** **W01D**

Material Aluminium Al 99,0



d_1 x d_2	✉	Art.number	d_1 x d_2	✉	Art.number	d_1 x d_2	✉	Art.number
24X29MM	50	45193.240.029	28X34MM	10	45193.280.034	35X41MM	10	45193.350.041
24X30MM	50	45193.240.030	30X36MM	10	45193.300.036	40X47MM	10	45193.400.047
26X31MM	50	45193.260.031	30X38MM	10	45193.300.038	42X49MM	10	45193.420.049
26X32MM	50	45193.260.032	32X38MM	10	45193.320.038	48X55MM	10	45193.480.055
26X34MM	10	45193.260.034	33X39MM	10	45193.330.039	50X57MM	100	45193.500.057
27X32MM	10	45193.270.032						

FABORY

50300 Sealing ring, flat, h=1 / Afdichtring, vlak, h=1 / Anneau de joint, plat, h=1 — M03A

Material Copper



d_1 x d_2	✉	Art.number	d_1 x d_2	✉	Art.number	d_1 x d_2	✉	Art.number
5X10MM	100	50300.050.010	8X14MM	100	50300.080.014	14X18MM (≠DIN)	50	50300.140.018
6X10MM	100	50300.060.010	9X14MM	100	50300.090.014	14X20MM (≠DIN)	50	50300.140.020
6X12MM	100	50300.060.012	10X14MM	100	50300.100.014	15X20MM (≠DIN)	50	50300.150.020
6,5X9,5MM	100	50300.065.009	10X15MM	100	50300.100.015	28X33MM	100	50300.280.033
7X10MM	100	50300.070.010	10X16MM	100	50300.100.016			
8X12MM	100	50300.080.012	12X16MM (≠DIN)	50	50300.120.016			

50301 Sealing ring, flat, h=1.5 / Afdichtring, vlak, h=1.5 / Anneau de joint, plat, h=1,5 — M03A

Material Copper



d_1 x d_2	✉	Art.number	d_1 x d_2	✉	Art.number	d_1 x d_2	✉	Art.number
6X10MM	100	50301.060.010	12X18MM	50	50301.120.018	17X21MM	50	50301.170.021
8X14MM	100	50301.080.014	12X20MM	50	50301.120.020	17X22MM	50	50301.170.022
9X14MM	100	50301.090.014	12,5X20MM	50	50301.125.020	18X22MM	25	50301.180.022
10X14MM	100	50301.100.014	13X18MM (≠DIN)	50	50301.130.018	18X24MM	25	50301.180.024
10X16MM	100	50301.100.016	14X18MM	50	50301.140.018	20X24MM	25	50301.200.024
10X20MM	100	50301.100.020	14X20MM	50	50301.140.020	20X26MM	25	50301.200.026
10,5X17MM	100	50301.105.017	14X22MM	50	50301.140.022	21X26MM	25	50301.210.026
11X17MM	100	50301.110.017	15X20MM	50	50301.150.020	21X28MM	25	50301.210.028
12X16MM	50	50301.120.016	16X20MM	50	50301.160.020	22X27MM	25	50301.220.027
12X17MM	50	50301.120.017	16X22MM	50	50301.160.022	22X29MM	25	50301.220.029

50302 Sealing ring, flat, h=2 / Afdichtring, vlak, h=2 / Anneau de joint, plat, h=2 — M03A

Material Copper



d_1 x d_2	✉	Art.number	d_1 x d_2	✉	Art.number	d_1 x d_2	✉	Art.number
7,1X15MM	100	50302.071.015	19X26MM	25	50302.190.026	28X34MM	10	50302.280.034
10X19MM	100	50302.100.019	20X24MM	25	50302.200.024	30X36MM	10	50302.300.036
13X18MM	50	50302.130.018	21X26MM	25	50302.210.026	30X38MM	10	50302.300.038
14X18MM	50	50302.140.018	21X28MM	25	50302.210.028	32X38MM	10	50302.320.038
14X20MM	50	50302.140.020	22X26MM	25	50302.220.026	32X40MM	10	50302.320.040
15X20MM	50	50302.150.020	22X29MM	25	50302.220.029	33X39MM	10	50302.330.039
16X20MM	50	50302.160.020	24X30MM	25	50302.240.030	35X45MM	10	50302.350.045
16X21MM	50	50302.160.021	24X32MM	25	50302.240.032	36X42MM	10	50302.360.042
16X22MM	50	50302.160.022	26X31MM	10	50302.260.031	38X44MM	10	50302.380.044
16,5X24MM	25	50302.165.024	26X32MM	10	50302.260.032	40X47MM	10	50302.400.047
17X24MM	25	50302.170.024	26X33MM	10	50302.260.033	45X52MM	10	50302.450.052
17,5X25MM	25	50302.175.025	26X34MM	10	50302.260.034	50X57MM	10	50302.500.057
18X24MM	25	50302.180.024						

50303 Sealing ring, flat, h=2.5 / Afdichtring, vlak, h=2.5 / Anneau de joint, plat, h=2,5 — M03A

Material Copper



d_1 x d_2	✉	Art.number	d_1 x d_2	✉	Art.number	d_1 x d_2	✉	Art.number
60X68MM	10	50303.600.068	75X84MM	10	50303.750.084	90X100MM	10	50303.900.100

7

50332 Sealing ring, filled, h=1.5 / Afdichtring, gevuld, h=1.5 / Anneau de joint, rempli, h=1,5 M03A

Material Copper/Festaplan

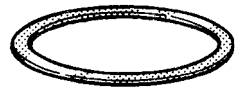

d_1 x d_2	✉	Art.number	d_1 x d_2	✉	Art.number	d_1 x d_2	✉	Art.number
5X9MM	100	50332.050.009	8X11,5MM	100	50332.080.011	10X13,5MM	100	50332.100.013
6X10MM	100	50332.060.010	8X12MM	100	50332.080.012	10X14MM	100	50332.100.014
6X12MM	100	50332.060.012	8X14MM	100	50332.080.014	10X16MM	100	50332.100.016

50333 Sealing ring, filled, h=2 / Afdichtring, gevuld, h=2 / Anneau de joint, rempli, h=2 M03A

Material Copper/Festaplan



d_1 x d_2	✉	Art.number	d_1 x d_2	✉	Art.number	d_1 x d_2	✉	Art.number
12X16MM	100	50333.120.016	16X22MM	100	50333.160.022	20X26MM	50	50333.200.026
12X18MM	100	50333.120.018	17X21MM	100	50333.170.021	21X26MM	50	50333.210.026
13X18MM	100	50333.130.018	17X23MM	100	50333.170.023	22X27MM	50	50333.220.027
14X18MM	100	50333.140.018	18X22MM	100	50333.180.022	22X29MM	50	50333.220.029
14X20MM	100	50333.140.020	18X24MM	50	50333.180.024			
16X20MM	100	50333.160.020	20X24MM	50	50333.200.024			

50334 Sealing ring, filled, h=2.5 / Afdichtring, gevuld, h=2.5 / Anneau de joint, rempli, h=25 M03A

Material Copper/Festaplan



d_1 x d_2	✉	Art.number	d_1 x d_2	✉	Art.number	d_1 x d_2	✉	Art.number
24X29MM	25	50334.240.029	28X34MM (≠DIN)	25	50334.280.034	36X42MM	25	50334.360.042
24X30MM (≠DIN)	25	50334.240.030	30X36MM	25	50334.300.036	38X44MM	25	50334.380.044
24X32MM	25	50334.240.032	30X38MM	25	50334.300.038	40X47MM	25	50334.400.047
26X32MM	25	50334.260.032	32X38MM	25	50334.320.038	42X49MM	25	50334.420.049
26X34MM	25	50334.260.034	33X39MM	25	50334.330.039	45X52MM (≠DIN)	10	50334.450.052
27X32MM	25	50334.270.032	35X41MM	25	50334.350.041	48X55MM	10	50334.480.055

FABORY

Bonded seal

Bonded seal / Anneau de joint

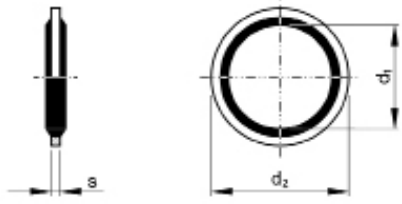



38793 **Bonded seal / Bonded seal / Anneau de joint** **L07G**

Material Steel / NBR
Surface treatment Zinc plated



d_1 x d_2 x s	✉	Art.number	d_1 x d_2 x s	✉	Art.number	d_1 x d_2 x s	✉	Art.number
4,5X7X1MM	100	38793.052.100	12,7X18X1,5MM	100	38793.145.150	22,7X30X2MM	25	38793.257.200
5,7X10X1MM	100	38793.067.100	12,7X20X1,5MM	100	38793.147.150	24,7X32X2MM	25	38793.279.200
6,7X11X1MM	100	38793.078.100	14,7X22X1,5MM	50	38793.169.150	26,7X35X2MM	25	38793.302.200
7,1X12X1MM	100	38793.083.100	16,7X24X1,5MM	50	38793.191.150	27,2X36X2MM	25	38793.308.200
8,7X16X1MM	100	38793.103.100	18,7X26X1,5MM	50	38793.213.150	28,7X37X2MM	25	38793.324.200
10,7X18X1,5MM	100	38793.125.150	20,7X28X1,5MM	50	38793.235.150	31X39X2MM	10	38793.349.200

Bonded seal, self centering

Bonded seal, zelfcentrerend / Anneau de joint, autocentré

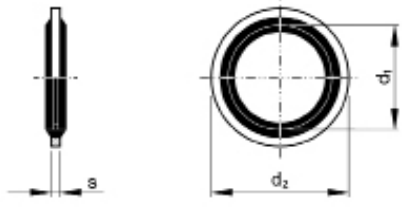



38796 **Bonded seal, self centering / Bonded seal, zelfcentrerend / Anneau de joint, autocentré** **L07G**

Material Steel / NBR
Surface treatment Zinc plated



d_1 x d_2 x s	✉	Art.number	d_1 x d_2 x s	✉	Art.number	d_1 x d_2 x s	✉	Art.number
6,99X13,34X1,22	50	38796.000.010	19,69X26,92X2,34	25	38796.000.017	33,89X42,8X3,25	10	38796.000.023
8,31X13,34X1,22	50	38796.000.011	21,54X28,58X2,34	10	38796.000.018	38,96X47,75X3,25	10	38796.000.025
10,37X15,88X2,03	50	38796.000.012	23,49X31,75X2,34	10	38796.000.019	42,93X52,38X3,25	10	38796.000.026
13,74X20,57X2,03	50	38796.000.014	27,05X34,93X2,34	10	38796.000.020	54,89X69,85X3,25	10	38796.000.027
16,51X25,4X2,03	25	38796.000.015	29,33X36,58X2,34	10	38796.000.021			
17,28X23,8X2,03	25	38796.000.016	32,64X41,4X3,25	10	38796.000.022			

Bonded sealing washer for countersunk screws

Bonded seal voor schroeven met verzonken kop / Anneau de joint pour vis à tête fraisée

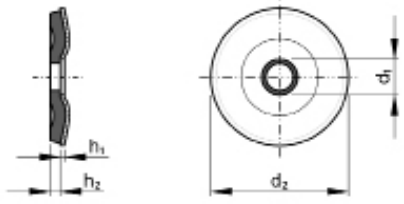



Technical Data

d_1	h_1	h_2
5.2	0.4	1.8

51423 **Bonded sealing washer for countersunk screws / Bonded seal voor schroeven met verzonken kop / Anneau de joint pour vis à tête fraisée** **R05A**

Material Stainless steel A2 / EPDM



d_1 x d_2	✉	Art.number	d_1 x d_2	✉	Art.number	d_1 x d_2	✉	Art.number
5,2X15MM*	1.000	51423.052.015	5,2X20MM*	1.000	51423.052.020	5,2X25MM*	500	51423.052.025

Spring lock washer with tang ends

7

Veerring met opgebogen einden / Rondelle élastique à embout

DIN **127 A**

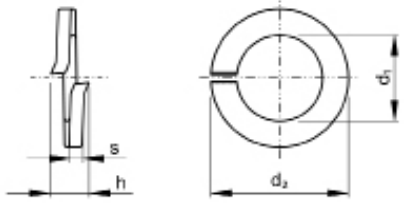



Technical Data

For nom. size	d_1 (min.)	d_2 (max.)	h (max.)	s
M3	3.1	6.2	2.1	0.8
M3.5	3.6	6.7	2.2	0.8
M4	4.1	7.6	2.5	0.9
M5	5.1	9.2	3.2	1.2
M6	6.1	11.8	4.2	1.6
M7	7.1	12.8	4.2	1.6
M8	8.1	14.8	5.4	2
M10	10.2	18.1	5.9	2.2
M12	12.2	20.1	6.8	2.5
M14	14.2	24.1	8	3
M16	16.2	27.4	9.2	3.5
M18	18.2	29.4	9.2	3.5
M20	20.2	33.6	10.4	4
M22	22.5	35.9	10.4	4
M24	24.5	40	13	5
M27	27.5	43	13	5
M30	30.5	48.2	16.1	6
M33 (≠DIN)	33.5	53.2	16.1	6
M36	36.5	58.2	16.1	6
M39	39.5	61.2	16.1	6
M42	42.5	68.2	18.4	7
M45	45.5	71.2	18.4	7
M48	49	75	18.4	7
M52	53	83	21.2	8

FABORY

Article groups

Material	Surface treatment	Code	Page
Spring steel	Plain	37040	7-66
Spring steel	ZPL	37045	7-66
Spring steel	Znthp/nc	37046	7-66
Spring steel	HDG	37050	7-66

37040 Spring lock washer with tang ends / Veerring met opgebogen einden / Rondelle élastique à embout — L05A

Material Spring steel
Surface treatment Plain



For nom. size	✉	Art.number	For nom. size	✉	Art.number	For nom. size	✉	Art.number
M3	1.000	37040.030.001	M12	500	37040.120.001	M30*	50	37040.300.001
M3,5*	1.000	37040.035.001	M14*	500	37040.140.001	M33*	25	37040.330.001
M4	1.000	37040.040.001	M16	250	37040.160.001	M36*	25	37040.360.001
M5	100	37040.050.001	M18*	250	37040.180.001	M39*	25	37040.390.001
M6	1.000	37040.060.001	M20	100	37040.200.001	M42*	25	37040.420.001
M7*	1.000	37040.070.001	M22*	100	37040.220.001	M45*	25	37040.450.001
M8	1.000	37040.080.001	M24*	100	37040.240.001	M48*	25	37040.480.001
M10	1.000	37040.100.001	M27*	100	37040.270.001			

37045 Spring lock washer with tang ends / Veerring met opgebogen einden / Rondelle élastique à embout — L05A

Material Spring steel
Surface treatment Zinc plated



For nom. size	✉	Art.number	For nom. size	✉	Art.number	For nom. size	✉	Art.number
M3*	1.000	37045.030.001	M12	500	37045.120.001	M30*	50	37045.300.001
M3,5*	100	37045.035.001	M14*	100	37045.140.001	M33*	25	37045.330.001
M4	1.000	37045.040.001	M16	250	37045.160.001	M36*	25	37045.360.001
M5	1.000	37045.050.001	M18*	250	37045.180.001	M39*	25	37045.390.001
M6	1.000	37045.060.001	M20	100	37045.200.001	M42*	25	37045.420.001
M7*	1.000	37045.070.001	M22*	100	37045.220.001	M45*	25	37045.450.001
M8	100	37045.080.001	M24*	100	37045.240.001	M48*	25	37045.480.001
M10	1.000	37045.100.001	M27*	100	37045.270.001	M52*	25	37045.520.001

37046 Spring lock washer with tang ends / Veerring met opgebogen einden / Rondelle élastique à embout — L05A

Material Spring steel
Surface treatment Zinc plated with thick Cr(III) passivation



For nom. size	✉	Art.number	For nom. size	✉	Art.number	For nom. size	✉	Art.number
M3*	1.000	37046.030.001	M8*	1.000	37046.080.001	M16*	250	37046.160.001
M4*	1.000	37046.040.001	M10*	1.000	37046.100.001	M20*	100	37046.200.001
M5*	1.000	37046.050.001	M12*	500	37046.120.001	M24*	100	37046.240.001
M6*	1.000	37046.060.001	M14*	500	37046.140.001			

37050 Spring lock washer with tang ends / Veerring met opgebogen einden / Rondelle élastique à embout — L05A

Material Spring steel
Surface treatment Hot dip galvanized



For nom. size	✉	Art.number	For nom. size	✉	Art.number	For nom. size	✉	Art.number
M6	100	37050.060.001	M16*	250	37050.160.001	M24*	100	37050.240.001
M8*	1.000	37050.080.001	M18*	250	37050.180.001	M27*	100	37050.270.001
M10*	1.000	37050.100.001	M20*	100	37050.200.001	M30*	50	37050.300.001
M12	500	37050.120.001	M22*	100	37050.220.001	M36*	25	37050.360.001
M14*	100	37050.140.001						

7

Spring lock washer with square ends

Veerring met vlakke einden / Rondelle élastique à extrémités carrées

DIN 127 B

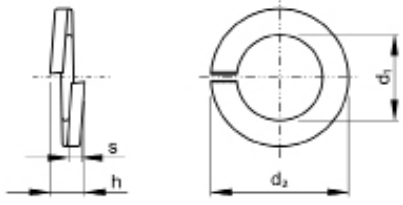



Technical Data

For nom. size	d_1 (min.)	d_2 (max.)	h (max.)	s	For nom. size	d_1 (min.)	d_2 (max.)	h (max.)	s
M2	2.1	4.4	1.2	0.5	M24	24.5	40	11.8	5
M2.3 (≠DIN)	2.4	4.9	1.2	0.6	M27	27.5	43	11.8	5
M2.5	2.6	5.1	1.4	0.6	M30	30.5	48.2	14.2	6
M2.6 (≠DIN)	2.7	5.2	1.4	0.6	M33 (≠DIN)	33.5	55.2	14.2	6
M3	3.1	6.2	1.9	0.8	M36	36.5	58.2	14.2	6
M3.5	3.6	6.7	1.9	0.8	M39	39.5	61.2	14.2	6
M4	4.1	7.6	2.1	0.9	M42	42.5	68.2	16.5	7
M5	5.1	9.2	2.8	1.2	M45	45.5	71.2	16.5	7
M6	6.1	11.8	3.8	1.6	M48	49	75	16.5	7
M7	7.1	12.8	3.8	1.6	M52	53	83	18.9	8
M8	8.1	14.8	4.7	2	M56	57	87	18.9	8
M10	10.2	18.1	5.2	2.2	M60	61	91	18.9	8
M11 (≠DIN)	11.2	18.2	5.2	2.2	M64	65	95	18.9	8
M12	12.2	21.1	5.9	2.5	M68	69	99	18.9	8
M14	14.2	24.1	7.1	3	M72	73	103	18.9	8
M16	16.2	27.4	8.3	3.5	M76 (≠DIN)	77	107	18.9	8
M18	18.2	29.4	8.3	3.5	M80	81	111	18.9	8
M20	20.2	33.6	9.4	4	M90	91	121	18.9	8
M22	22.5	35.9	9.4	4	M100	101	131	18.9	8

Article groups

Material	Surface treatment		Code	Page
Spring steel			37000	7-67
Spring steel	ZPL		37020	7-68
Spring steel	ZPL	large pack	37030	7-68
Spring steel	Znthp/nc		37065	7-68
Spring steel	flZn/nc		37024	7-68
Spring steel	HDG		37025	7-68
St.spr.st A2 (1.4310)			51450	7-69
St.spr.st A4 (1.4401)			55450	7-69
St.st. A5 (1.4571)			52451	7-69
St.st. D6 (1.4462)			52450	7-69
St.st. A8 (1.4529)			53450	7-69
Al			45790	7-70
Bronze CuSn6			50525	7-70

37000 **Spring lock washer with square ends / Veerring met vlakke einden / Rondelle élastique à extrémités carrées** **L05A**

Material Spring steel

RoHS



For nom. size	✉	Art.number	For nom. size	✉	Art.number	For nom. size	✉	Art.number
M2	1.000	37000.020.001	M14	100	37000.140.001	M42	10	37000.420.001
M2,5*	1.000	37000.025.001	M16	100	37000.160.001	M45	10	37000.450.001
M3	250	37000.030.001	M18	100	37000.180.001	M48	10	37000.480.001
M3,5	250	37000.035.001	M20	100	37000.200.001	M52	10	37000.520.001
M4	250	37000.040.001	M22	50	37000.220.001	M56	5	37000.560.001
M5	250	37000.050.001	M24	50	37000.240.001	M60	5	37000.600.001
M6	250	37000.060.001	M27	25	37000.270.001	M64	5	37000.640.001
M7	250	37000.070.001	M30	25	37000.300.001	M72	5	37000.720.001
M8	200	37000.080.001	M33	25	37000.330.001	M80*	5	37000.800.001
M10	200	37000.100.001	M36	25	37000.360.001	M90*	5	37000.900.001
M11	150	37000.110.001	M39	10	37000.390.001	M100*	5	37000.970.001
M12	150	37000.120.001						

37020 Spring lock washer with square ends / Veerring met vlakke einden / Rondelle élastique à extrémités carrées — L05A

Material Spring steel
Surface treatment Zinc plated



For nom. size	✉	Art.number	For nom. size	✉	Art.number	For nom. size	✉	Art.number
M2	500	37020.020.001	M8	200	37020.080.001	M24	50	37020.240.001
M2,5	1.000	37020.025.001	M10	200	37020.100.001	M27	25	37020.270.001
M2,6	500	37020.026.001	M11	150	37020.110.001	M30	25	37020.300.001
M3	250	37020.030.001	M12	150	37020.120.001	M33	25	37020.330.001
M3,5	250	37020.035.001	M14	100	37020.140.001	M36	25	37020.360.001
M4	250	37020.040.001	M16	100	37020.160.001	M39	10	37020.390.001
M5	250	37020.050.001	M18	100	37020.180.001	M42	25	37020.420.001
M6	250	37020.060.001	M20	100	37020.200.001	M48	25	37020.480.001
M7	250	37020.070.001	M22	50	37020.220.001			

37030 Spring lock washer with square ends / Veerring met vlakke einden / Rondelle élastique à extrémités carrées — L05A

Material Spring steel
Surface treatment Zinc plated



For nom. size	✉	Art.number	For nom. size	✉	Art.number	For nom. size	✉	Art.number
M3	2.500	37030.030.001	M8	2.000	37030.080.001	M16	500	37030.160.001
M4	2.500	37030.040.001	M10	1.500	37030.100.001	M20	250	37030.200.001
M5	2.500	37030.050.001	M12	1.000	37030.120.001	M22	250	37030.220.001
M6	2.000	37030.060.001	M14	500	37030.140.001	M24	250	37030.240.001

7

37065 Spring lock washer with square ends / Veerring met vlakke einden / Rondelle élastique à extrémités carrées — L05A

Material Spring steel
Surface treatment Zinc plated with thick Cr(III) passivation



For nom. size	✉	Art.number	For nom. size	✉	Art.number	For nom. size	✉	Art.number
M8*	1.000	37065.080.001	M12*	500	37065.120.001	M20*	100	37065.200.001
M10*	1.000	37065.100.001	M16*	250	37065.160.001	M24*	100	37065.240.001

37024 Spring lock washer with square ends / Veerring met vlakke einden / Rondelle élastique à extrémités carrées — L05A

Material Spring steel
Surface treatment Zinc flake Cr(VI) free - flZn/nc



For nom. size	✉	Art.number	For nom. size	✉	Art.number	For nom. size	✉	Art.number
M6	250	37024.060.001	M12	150	37024.120.001	M24	50	37024.240.001
M8	200	37024.080.001	M16	100	37024.160.001	M30	25	37024.300.001
M10	200	37024.100.001	M20	100	37024.200.001			

37025 Spring lock washer with square ends / Veerring met vlakke einden / Rondelle élastique à extrémités carrées — A08A

Material Spring steel
Surface treatment Hot dip galvanized



For nom. size	✉	Art.number	For nom. size	✉	Art.number	For nom. size	✉	Art.number
M6	250	37025.060.001	M16	100	37025.160.001	M27	25	37025.270.001
M8	200	37025.080.001	M18	100	37025.180.001	M30	25	37025.300.001
M10	200	37025.100.001	M20	100	37025.200.001	M36	25	37025.360.001
M12	150	37025.120.001	M22	50	37025.220.001	M42*	25	37025.420.001
M14	150	37025.140.001	M24	50	37025.240.001			

51450 Spring lock washer with square ends / Veerring met vlakke einden / Rondelle élastique à extrémités carrées R07A

Material Stainless spring steel A2 (1.4310)



For nom. size	✉	Art.number	For nom. size	✉	Art.number	For nom. size	✉	Art.number
M2	200	51450.020.001	M8	500	51450.080.001	M24	100	51450.240.001
M2,3	200	51450.023.001	M10	500	51450.100.001	M27	50	51450.270.001
M2,5	200	51450.025.001	M11	500	51450.110.001	M30	50	51450.300.001
M2,6	200	51450.026.001	M12	500	51450.120.001	M33	50	51450.330.001
M3	500	51450.030.001	M14	200	51450.140.001	M36	50	51450.360.001
M3,5	500	51450.035.001	M16	200	51450.160.001	M39*	25	51450.390.001
M4	500	51450.040.001	M18	200	51450.180.001	M42*	25	51450.420.001
M5	500	51450.050.001	M20	200	51450.200.001	M45*	25	51450.450.001
M6	500	51450.060.001	M22	100	51450.220.001	M48*	25	51450.480.001
M7	500	51450.070.001						

- Other types of stainless steel than specified (but with equal properties) may be supplied at the discretion of the manufacturer.

55450 Spring lock washer with square ends / Veerring met vlakke einden / Rondelle élastique à extrémités carrées R47A

Material Stainless spring steel A4 (1.4401)



For nom. size	✉	Art.number	For nom. size	✉	Art.number	For nom. size	✉	Art.number
M2	200	55450.020.001	M10	500	55450.100.001	M24	100	55450.240.001
M2,5	200	55450.025.001	M12	500	55450.120.001	M27	50	55450.270.001
M3	500	55450.030.001	M14	200	55450.140.001	M30	50	55450.300.001
M3,5*	1.000	55450.035.001	M16	200	55450.160.001	M33*	50	55450.330.001
M4	500	55450.040.001	M18	200	55450.180.001	M36	50	55450.360.001
M5	500	55450.050.001	M20	200	55450.200.001	M39*	25	55450.390.001
M6	500	55450.060.001	M22	100	55450.220.001	M42*	25	55450.420.001
M8	500	55450.080.001						

- Other types of stainless steel than specified (but with equal properties) may be supplied at the discretion of the manufacturer.

52451 Spring lock washer with square ends / Veerring met vlakke einden / Rondelle élastique à extrémités carrées R45A

Material Stainless steel A5 (1.4571)



For nom. size	✉	Art.number	For nom. size	✉	Art.number	For nom. size	✉	Art.number
M6*	1.000	52451.060.001	M14*	500	52451.140.001	M20*	200	52451.200.001
M8*	1.000	52451.080.001	M16*	500	52451.160.001	M22*	100	52451.220.001
M10*	500	52451.100.001	M18*	200	52451.180.001	M24*	100	52451.240.001
M12*	500	52451.120.001						

52450 Spring lock washer with square ends / Veerring met vlakke einden / Rondelle élastique à extrémités carrées R67A

Material Stainless steel D6 (1.4462)



For nom. size	✉	Art.number	For nom. size	✉	Art.number	For nom. size	✉	Art.number
M6*	100	52450.060.001	M10*	100	52450.100.001	M16*	25	52450.160.001
M8*	100	52450.080.001	M12*	50	52450.120.001			

53450 Spring lock washer with square ends / Veerring met vlakke einden / Rondelle élastique à extrémités carrées R77A

Material Stainless steel A8 (1.4529)



For nom. size	✉	Art.number	For nom. size	✉	Art.number	For nom. size	✉	Art.number
M6*	50	53450.060.001	M10*	25	53450.100.001	M16*	25	53450.160.001
M8*	25	53450.080.001	M12*	25	53450.120.001			

45790	Spring lock washer with square ends / Veerring met vlakke einden / Rondelle élastique à extrémités carrées	W01A

Material Aluminium



For nom. size	✉	Art.number	For nom. size	✉	Art.number	For nom. size	✉	Art.number
M10	200	45790.100.001	M12	150	45790.120.001	M16	100	45790.160.001

50525	Spring lock washer with square ends / Veerring met vlakke einden / Rondelle élastique à extrémités carrées	M11A

Material Bronze CuSn6



For nom. size	✉	Art.number	For nom. size	✉	Art.number	For nom. size	✉	Art.number
M3*	1.000	50525.030.001	M6*	1.000	50525.060.001	M10	500	50525.100.001
M4	1.000	50525.040.001	M8	500	50525.080.001	M12*	500	50525.120.001
M5*	1.000	50525.050.001						

Spring lock washer with square ends for cheese head screws

Veerring met vlakke einden, voor cilinderschroeven / Rondelle élastique pour vis à tête cylindrique

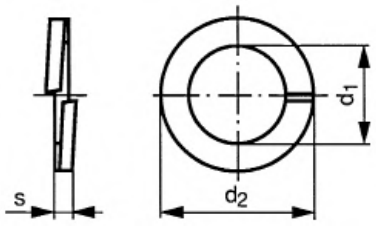

DIN 7980



Technical Data

For nom. size	d_1 (min.)	d_2 (max.)	h (max.)	s	For nom. size	d_1 (min.)	d_2 (max.)	h (max.)	s
M3	3.1	5.6	2.36	1	M18	18.2	26.4	8.25	3.5
M3.5	3.6	6.1	2.36	1	M20	20.2	30.6	10.6	4.5
M4	4.1	7	2.83	1.2	M22	22.5	32.9	10.6	4.5
M5	5.1	8.8	3.78	1.6	M24	24.5	35.9	11.8	5
M6	6.1	9.9	3.78	1.6	M27	27.5	38.9	11.8	5
M8	8.1	12.7	4.72	2	M30	30.5	44.1	14.2	6
M10	10.2	16	5.9	2.5	M33	33.5	47.1	14.2	6
M12	12.2	18	5.9	2.5	M36	36.5	52.2	16.5	7
M14	14.2	21.1	7.1	3	M42	42.5	60.2	18.9	8
M16	16.2	24.4	8.25	3.5	M48	49	67	18.9	8

Article groups

Material	Surface treatment	Code	Page
Spring steel		37200	7-70
Spring steel	ZPL	37220	7-71
St.spr.st A2 (1.4310)		51390	7-71
St.spr.st A4 (1.4401)		55390	7-71

37200	Spring lock washer with square ends for cheese head screws / Veerring met vlakke einden, voor cilinderschroeven / Rondelle élastique pour vis à tête cylindrique	L07D

Material Spring steel



For nom. size	✉	Art.number	For nom. size	✉	Art.number	For nom. size	✉	Art.number
M3	250	37200.030.001	M10	200	37200.100.001	M20	100	37200.200.001
M4	250	37200.040.001	M12	150	37200.120.001	M22	50	37200.220.001
M5	250	37200.050.001	M14	100	37200.140.001	M24	50	37200.240.001
M6	250	37200.060.001	M16	100	37200.160.001	M27	50	37200.270.001
M8	200	37200.080.001	M18	250	37200.180.001	M30	50	37200.300.001

37200 Spring lock washer with square ends for cheese head screws / Veerring met vlakke einden, voor cilinderschroeven / Rondelle élastique pour vis à tête cylindrique

For nom. size	✉	Art.number	For nom. size	✉	Art.number
M33	50	37200.330.001	M42	25	37200.420.001
M36	50	37200.360.001	M48*	25	37200.480.001

37220 Spring lock washer with square ends for cheese head screws / Veerring met vlakke einden, voor cilinderschroeven / Rondelle élastique pour vis à tête cylindrique — L07D

Material Spring steel
Surface treatment Zinc plated



For nom. size	✉	Art.number	For nom. size	✉	Art.number	For nom. size	✉	Art.number
M3	250	37220.030.001	M14	100	37220.140.001	M27	50	37220.270.001
M4	250	37220.040.001	M16	100	37220.160.001	M30	50	37220.300.001
M5	250	37220.050.001	M18	250	37220.180.001	M33*	50	37220.330.001
M6	250	37220.060.001	M20	100	37220.200.001	M36	50	37220.360.001
M8	200	37220.080.001	M22	50	37220.220.001	M42*	25	37220.420.001
M10	200	37220.100.001	M24	50	37220.240.001	M48*	25	37220.480.001
M12	150	37220.120.001						

51390 Spring lock washer with square ends for cheese head screws / Veerring met vlakke einden, voor cilinderschroeven / Rondelle élastique pour vis à tête cylindrique — R09A

Material Stainless spring steel A2 (1.4310)



For nom. size	✉	Art.number	For nom. size	✉	Art.number	For nom. size	✉	Art.number
M3	250	51390.030.001	M8	250	51390.080.001	M18	100	51390.180.001
M3,5*	1.000	51390.035.001	M10	200	51390.100.001	M20	100	51390.200.001
M4	250	51390.040.001	M12	200	51390.120.001	M24	50	51390.240.001
M5	250	51390.050.001	M14	100	51390.140.001	M27	50	51390.270.001
M6	250	51390.060.001	M16	100	51390.160.001	M30	50	51390.300.001

- Other types of stainless steel than specified (but with equal properties) may be supplied at the discretion of the manufacturer.

55390 Spring lock washer with square ends for cheese head screws / Veerring met vlakke einden, voor cilinderschroeven / Rondelle élastique pour vis à tête cylindrique — R49A

Material Stainless spring steel A4 (1.4401)



For nom. size	✉	Art.number	For nom. size	✉	Art.number	For nom. size	✉	Art.number
M3	250	55390.030.001	M8	250	55390.080.001	M18	100	55390.180.001
M3,5*	1.000	55390.035.001	M10	200	55390.100.001	M20	100	55390.200.001
M4	250	55390.040.001	M12	200	55390.120.001	M24	50	55390.240.001
M5	250	55390.050.001	M14	100	55390.140.001	M27*	100	55390.270.001
M6	250	55390.060.001	M16	100	55390.160.001	M30	50	55390.300.001

- Other types of stainless steel than specified (but with equal properties) may be supplied at the discretion of the manufacturer.

FABORY

Spherical spring lock washer

Conische veerring / Rondelle élastique sphérique

DIN 74361-2 C

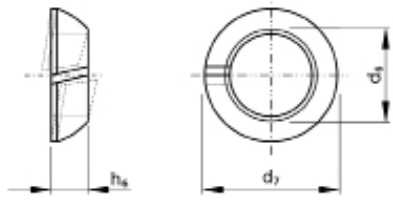



Technical Data

For nom. size	d_6	d_7	h_6	For nom. size	d_6	d_7	h_6
M12	12.5	23	5	M18	18.5	29	7
M14	14.5	26	6	M20	20.5	34	8
M16 (≠DIN)	17.5	27	7	M22	22.5	34	8

Article groups

Material	Surface treatment	Code	Page
Spring steel		72030	7-72
Spring steel	ZPL	72035	7-72

72030 **Spherical spring lock washer / Conische veerring / Rondelle élastique sphérique** **Y92E**

Material Spring steel



For nom. size	✉	Art.number	For nom. size	✉	Art.number	For nom. size	✉	Art.number
M12	50	72030.120.001	M16	50	72030.160.001	M20	25	72030.200.001
M14	50	72030.140.001	M18	25	72030.180.001	M22	25	72030.220.001

72035 **Spherical spring lock washer / Conische veerring / Rondelle élastique sphérique** **Y92A**

Material Spring steel
Surface treatment Zinc plated



For nom. size	✉	Art.number	For nom. size	✉	Art.number	For nom. size	✉	Art.number
M12*	100	72035.120.001	M16*	100	72035.160.001	M20	100	72035.200.001
M14*	100	72035.140.001	M18	100	72035.180.001	M22	100	72035.220.001

Double coil spring lock washer

Dubbele veerring / Rondelle double spire

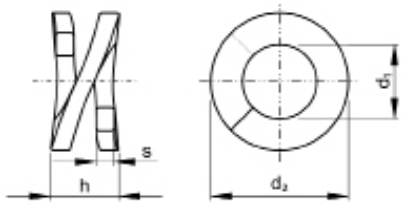



Technical Data

For nom. size	d_1	d_2	h	s
M5	5.1	8.7	4.2	1.2
M6	6.1	11.1	5.6	1.6
M8	8.2	14.2	7	2
M10	10.2	17.2	7.7	2.2
M12	12.2	20.2	8.8	2.5
M16	16.2	26.2	12.3	3.5
M20	20.2	32.2	14	4
M22	22.5	34.5	14	4
M26	26.5	40.5	17.5	5

37240 **Double coil spring lock washer / Dubbele veerring / Rondelle double spire** **L07D**

Material Spring steel

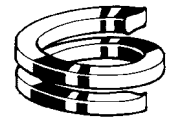

For nom. size	✉	Art.number	For nom. size	✉	Art.number	For nom. size	✉	Art.number
M5	100	37240.050.001	M12	100	37240.120.001	M22	25	37240.220.001
M8	100	37240.080.001	M16	50	37240.160.001	M26	25	37240.260.001
M10	100	37240.100.001	M20	50	37240.200.001			

7

FABORY

Reinforced contact spring lock washer

Contactveerring, versterkt / Rondelle élastique de contact renforcée

DIN 43699

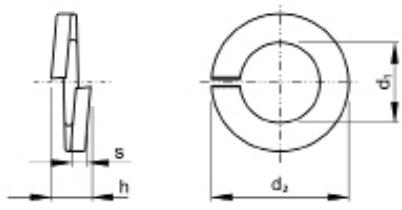



Technical Data

For nom. size	d_1	d_2	h (max.)	s
M6 (≠DIN)	6.1	11.8	4.7	2
M8	8.2	15.2	5.2	2.2
M10	10.2	18.2	5.9	2.5

For nom. size	d_1	d_2	h (max.)	s
M12	12.2	22.2	8.3	3.5
M16	16.2	28.2	9.4	4
M20	20.2	34.2	10.4	5

37260 Reinforced contact spring lock washer / Contactveerring, versterkt / Rondelle élastique de contact renforcée **L07D**

Material Spring steel
Surface treatment Zinc plated



For nom. size	✉	Art.number	For nom. size	✉	Art.number	For nom. size	✉	Art.number
M6	250	37260.060.001	M10	200	37260.100.001	M16	100	37260.160.001
M8	200	37260.080.001	M12	150	37260.120.001	M20	100	37260.200.001

7

Curved spring lock washer

Gewelfde borgveerring / Rondelle élastique cintrée

DIN 128 A

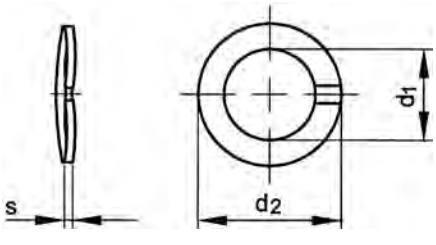



Technical Data

For nom. size	d_1 (min.)	d_2 (max.)	d_2 ≈	h (max.)	s
M2	2.1	4.4	2.1	0.9	0.5
M2.5	2.6	5.1	2.6	1.1	0.6
M2.6 (≠DIN)	2.7	5.2	2.7	1.1	0.6
M3	3.1	6.2	3.1	1.3	0.7
M3.5	3.6	6.7	3.6	1.3	0.7
M4	4.1	7.6	4.1	1.4	0.8
M5	5.1	9.2	5.1	1.7	1
M6	6.1	11.8	6.1	2	1.3
M7	7.1	12.8	7.1	2	1.3
M8	8.1	14.8	8.1	2.75	1.6
M10	10.2	18.1	10.2	2.85	1.8
M11 (≠DIN)	11.3	19.3	11.3	3.35	2.1
M12	12.2	21.1	12.2	3.55	2.1
M14	14.2	24.1	14.2	3.9	2.4

For nom. size	d_1 (min.)	d_2 (max.)	d_2 ≈	h (max.)	s
M16	16.2	27.4	16.2	4.5	2.8
M18	18.2	29.4	18.2	4.5	2.8
M20	20.2	33.6	20.2	5.9	3.2
M22	22.5	35.9	22.5	5.9	3.2
M24	24.5	40	24.5	7.5	4
M27	27.5	43	27.5	7.5	4
M30	30.5	48.2	30.5	10.5	6
M33 (≠DIN)	34	55	33.5	10.5	6
M36	36.5	58.2	36.5	11.3	6
M39 (≠DIN)	39.5	59.2	39.5	11.3	6
M42 (≠DIN)	42.5	68.2	42.5	13	7
M45 (≠DIN)	46.7	71.2	45.5	13	7
M48 (≠DIN)	49	75	49	13	7

Article groups

Material	Surface treatment	Code	Page
Spring steel		37073	7-75
Spring steel	MEC ZPL	37080	7-75
Spring steel	HDG	37075	7-75
St.spr.st A2 (1.4310)		51520	7-75
St.spr.st A4 (1.4401)		55520	7-76

Article groups

Material	Surface treatment	Code	Page
Phosphor bronze CU4		50500	7-76

37073 Curved spring lock washer / Gewelfde borgveerring / Rondelle élastique cintrée — L07D

Material Spring steel



For nom. size	✉	Art.number	For nom. size	✉	Art.number	For nom. size	✉	Art.number
M3*	1.000	37073.030.001	M10	200	37073.100.001	M20*	100	37073.200.001
M4	1.000	37073.040.001	M12	150	37073.120.001	M22*	100	37073.220.001
M5*	1.000	37073.050.001	M14	500	37073.140.001	M24	100	37073.240.001
M6	1.000	37073.060.001	M16	100	37073.160.001	M30*	50	37073.300.001
M8	1.000	37073.080.001	M18*	100	37073.180.001	M36*	25	37073.360.001

37080 Curved spring lock washer / Gewelfde borgveerring / Rondelle élastique cintrée — L07D

Material Spring steel
Surface treatment Mechanical zinc plated



For nom. size	✉	Art.number	For nom. size	✉	Art.number	For nom. size	✉	Art.number
M2	500	37080.020.001	M10	200	37080.100.001	M27	25	37080.270.001
M2,5	500	37080.025.001	M12	150	37080.120.001	M30	25	37080.300.001
M3	250	37080.030.001	M14	100	37080.140.001	M33	25	37080.330.001
M4	250	37080.040.001	M16	100	37080.160.001	M36	25	37080.360.001
M5	250	37080.050.001	M18	100	37080.180.001	M39	10	37080.390.001
M6	250	37080.060.001	M20	100	37080.200.001	M42	10	37080.420.001
M7	250	37080.070.001	M22	50	37080.220.001	M45	10	37080.450.001
M8	200	37080.080.001	M24	50	37080.240.001	M48	10	37080.480.001

37075 Curved spring lock washer / Gewelfde borgveerring / Rondelle élastique cintrée — A08A

Material Spring steel
Surface treatment Hot dip galvanized



For nom. size	✉	Art.number	For nom. size	✉	Art.number	For nom. size	✉	Art.number
M10	1.000	37075.100.001	M16*	250	37075.160.001	M27*	100	37075.270.001
M12	500	37075.120.001	M20*	100	37075.200.001			

51520 Curved spring lock washer / Gewelfde borgveerring / Rondelle élastique cintrée — R09A

Material Stainless spring steel A2 (1.4310)



For nom. size	✉	Art.number	For nom. size	✉	Art.number	For nom. size	✉	Art.number
M2	100	51520.020.001	M6	250	51520.060.001	M18	100	51520.180.001
M2,5	100	51520.025.001	M8	200	51520.080.001	M20	100	51520.200.001
M3	250	51520.030.001	M10	200	51520.100.001	M22*	100	51520.220.001
M3,5	250	51520.035.001	M12	150	51520.120.001	M24	50	51520.240.001
M4	250	51520.040.001	M14	100	51520.140.001	M30	25	51520.300.001
M5	250	51520.050.001	M16	100	51520.160.001	M36	25	51520.360.001

- Other types of stainless steel than specified (but with equal properties) may be supplied at the discretion of the manufacturer.

55520 **Curved spring lock washer / Gewelfde borgveerring / Rondelle élastique cintrée** **R49A**

Material Stainless spring steel A4 (1.4401)



For nom. size	✉	Art.number	For nom. size	✉	Art.number	For nom. size	✉	Art.number
M2*	1.000	55520.020.001	M5	250	55520.050.001	M14*	500	55520.140.001
M2,5*	1.000	55520.025.001	M6	250	55520.060.001	M16	100	55520.160.001
M3	250	55520.030.001	M8	200	55520.080.001	M18*	250	55520.180.001
M3,5*	1.000	55520.035.001	M10	200	55520.100.001	M20	100	55520.200.001
M4	250	55520.040.001	M12	150	55520.120.001	M24*	100	55520.240.001

- Other types of stainless steel than specified (but with equal properties) may be supplied at the discretion of the manufacturer.

50500 **Curved spring lock washer / Gewelfde borgveerring / Rondelle élastique cintrée** **M11F**

Material Phosphor bronze CU4



For nom. size	✉	Art.number	For nom. size	✉	Art.number	For nom. size	✉	Art.number
M2,6	500	50500.026.001	M6	250	50500.060.001	M12	150	50500.120.001
M3	250	50500.030.001	M8	200	50500.080.001	M16	100	50500.160.001
M4	250	50500.040.001	M10	200	50500.100.001	M20	100	50500.200.001
M5	250	50500.050.001						

Wave spring lock washer

Golfveerring / Rondelle élastique ondulée

DIN **128 B**

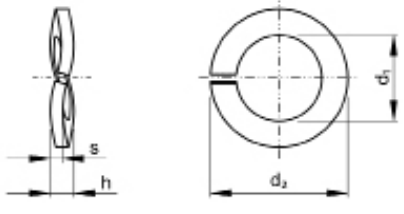



Technical Data

For nom. size	d_1 (min.)	d_2 (max.)	h (max.)	s
M3	3.1	6.2	1.3	0.7
M4	4.1	7.6	1.4	0.8
M5	5.1	9.2	1.7	1
M6	6.1	11.8	2.2	1.3
M8	8.1	14.8	2.75	1.6
M10	10.2	18.1	3.15	1.8
M12	12.2	21.1	3.65	2.1
M14	14.2	24.1	4.3	2.4
M16	16.2	27.4	5.1	2.8
M18	18.2	29.4	5.1	2.8
M20	20.2	33.6	5.9	3.2
M22	22.5	35.9	5.9	3.2
M24	24.5	40	7.5	4
M30	30.5	48.2	10.5	6

37100 **Wave spring lock washer / Golfveerring / Rondelle élastique ondulée** **L07A**

Material Spring steel
Surface treatment Mechanical zinc plated



For nom. size	✉	Art.number	For nom. size	✉	Art.number	For nom. size	✉	Art.number
M3*	1.000	37100.030.001	M10*	1.000	37100.100.001	M18*	250	37100.180.001
M4*	1.000	37100.040.001	M12*	500	37100.120.001	M20*	100	37100.200.001
M5*	1.000	37100.050.001	M14*	500	37100.140.001	M22*	100	37100.220.001
M6*	1.000	37100.060.001	M16*	250	37100.160.001	M24*	100	37100.240.001
M8*	1.000	37100.080.001						

37100 **Wave spring lock washer / Golfveerring / Rondelle élastique ondulée** ←

For nom. size	✉	Art.number
M30*	50	37100.300.001

Curved spring washer

Gewelfde veerring / Rondelle élastique cintrée

DIN 137 A

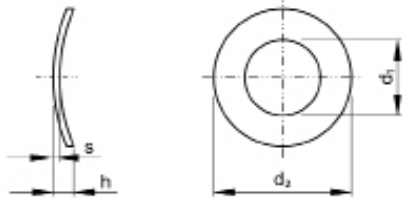



Technical Data

For nom. size	d_1 (H14)	d2 (js 16)	h (max.)	s
M2	2.2	4.5	1	0.3
M2.3	2.5	5	1	0.3
M2.5 (≠DIN)	2.6	5	1	0.3
M2.6	2.8	5.5	1.1	0.3
M3	3.2	6	1.3	0.4
M3.5	3.7	7	1.4	0.4
M4	4.3	8	1.6	0.5
M5	5.3	10	1.8	0.5
M6	6.4	11	2.2	0.5
M7	7.4	12	2.4	0.5
M8	8.4	15	3.4	0.5
M10	10.5	18	4	0.8

Article groups

Material	Surface treatment	Code	Page
Spring steel		37120	7-77
Spring steel	MEC ZPL	37115	7-77
St.spr.st A2 (1.4310)		51550	7-78

37120 **Curved spring washer / Gewelfde veerring / Rondelle élastique cintrée** **L07D**

Material Spring steel



For nom. size	✉	Art.number	For nom. size	✉	Art.number	For nom. size	✉	Art.number
M2	500	37120.020.001	M3,5	500	37120.035.001	M7	500	37120.070.001
M2,3	500	37120.023.001	M4	500	37120.040.001	M8	500	37120.080.001
M2,6	500	37120.026.001	M5	500	37120.050.001	M10	200	37120.100.001
M3	500	37120.030.001	M6	500	37120.060.001			

37115 **Curved spring washer / Gewelfde veerring / Rondelle élastique cintrée** **L07A**

Material Spring steel
Surface treatment Mechanical zinc plated



For nom. size	✉	Art.number	For nom. size	✉	Art.number	For nom. size	✉	Art.number
M2*	1.000	37115.020.001	M3,5*	1.000	37115.035.001	M7*	1.000	37115.070.001
M2,3*	1.000	37115.023.001	M4*	1.000	37115.040.001	M8	1.000	37115.080.001
M2,6*	1.000	37115.026.001	M5*	1.000	37115.050.001	M10*	1.000	37115.100.001
M3*	1.000	37115.030.001	M6	1.000	37115.060.001			

FABORY

51550	Curved spring washer / Gewelfde veerring / Rondelle élastique cintrée	R05A
Material	Stainless spring steel A2 (1.4310)	



For nom. size	✉	Art.number	For nom. size	✉	Art.number	For nom. size	✉	Art.number
M2	1.000	51550.020.001	M3,5*	1.000	51550.035.001	M7*	500	51550.070.001
M2,3*	1.000	51550.023.001	M4*	1.000	51550.040.001	M8	500	51550.080.001
M2,5	1.000	51550.025.001	M5	1.000	51550.050.001	M10	500	51550.100.001
M3	1.000	51550.030.001	M6	500	51550.060.001			

Wave spring washer

Gegolfde veerring / Rondelle élastique ondulée

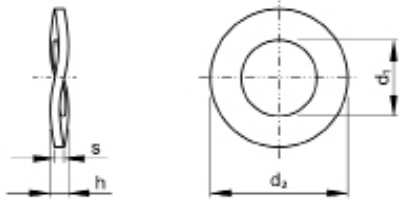

DIN **137 B**
NF E27-620



Technical Data

For nom. size	d_1 (H14)	d2 (js 16)	h (max.)	s	For nom. size	d_1 (H14)	d2 (js 16)	h (max.)	s
M3	3.2	8	1.6	0.5	M16	17	30	6.4	1.6
M3.5	3.7	8	1.8	0.5	M18	19	34	6.6	1.6
M4	4.3	9	2	0.5	M20	21	36	7.4	1.6
M5	5.3	11	2.2	0.5	M22	23	40	7.8	1.8
M6	6.4	12	2.6	0.5	M24	25	44	8.2	1.8
M7	7.4	14	3	0.8	M27	28	50	9.4	2
M8	8.4	15	3	0.8	M30	31	56	10	2.2
M10	10.5	21	4.2	1	M33	34	60	10.6	2.5
M12	13	24	5	1.2	M36	37	68	11.6	2.5
M14	15	28	6	1.6					

Article groups

Material	Surface treatment	Code	Page
Spring steel		37160	7-78
St.spr.st	MEC ZPL	37165	7-79
St.spr.st A2 (1.4310)		51551	7-79
St.spr.st A4 (1.4401)		55551	7-79

37160	Wave spring washer / Gegolfde veerring / Rondelle élastique ondulée	L07D
Material	Spring steel	



For nom. size	✉	Art.number	For nom. size	✉	Art.number	For nom. size	✉	Art.number
M3	1.000	37160.030.001	M10	500	37160.100.001	M22	100	37160.220.001
M3,5*	100	37160.035.001	M12	500	37160.120.001	M24	100	37160.240.001
M4	1.000	37160.040.001	M14	100	37160.140.001	M27*	100	37160.270.001
M5	1.000	37160.050.001	M16	100	37160.160.001	M30*	100	37160.300.001
M6	1.000	37160.060.001	M18	250	37160.180.001	M33*	50	37160.330.001
M7	1.000	37160.070.001	M20	100	37160.200.001	M36*	50	37160.360.001
M8	1.000	37160.080.001						

37165 Wave spring washer / Gegolfde veerring / Rondelle élastique ondulée — L07A

Material Stainless spring steel
Surface treatment Mechanical zinc plated



For nom. size	✉	Art.number	For nom. size	✉	Art.number	For nom. size	✉	Art.number
M3*	1.000	37165.030.001	M10	1.000	37165.100.001	M22*	100	37165.220.001
M4	1.000	37165.040.001	M12	500	37165.120.001	M24*	100	37165.240.001
M5	1.000	37165.050.001	M14*	500	37165.140.001	M27*	100	37165.270.001
M6	100	37165.060.001	M16	250	37165.160.001	M30*	100	37165.300.001
M7*	100	37165.070.001	M18*	250	37165.180.001			
M8	1.000	37165.080.001	M20*	100	37165.200.001			

51551 Wave spring washer / Gegolfde veerring / Rondelle élastique ondulée — R09A

Material Stainless spring steel A2 (1.4310)



For nom. size	✉	Art.number	For nom. size	✉	Art.number	For nom. size	✉	Art.number
M3	200	51551.030.001	M8	200	51551.080.001	M20	50	51551.200.001
M3,5*	1.000	51551.035.001	M10	100	51551.100.001	M22*	100	51551.220.001
M4	200	51551.040.001	M12	100	51551.120.001	M24	50	51551.240.001
M5	200	51551.050.001	M14*	200	51551.140.001	M27*	100	51551.270.001
M6	200	51551.060.001	M16	100	51551.160.001			
M7*	1.000	51551.070.001	M18*	200	51551.180.001			

- Other types of stainless steel than specified (but with equal properties) may be supplied at the discretion of the manufacturer.

55551 Wave spring washer / Gegolfde veerring / Rondelle élastique ondulée — R49A

Material Stainless spring steel A4 (1.4401)



For nom. size	✉	Art.number	For nom. size	✉	Art.number	For nom. size	✉	Art.number
M3*	1.000	55551.030.001	M5*	1.000	55551.050.001	M8*	500	55551.080.001
M4	1.000	55551.040.001	M6	500	55551.060.001			

External tooth lock washer

Tandveerring met open buitenvertanding / Rondelle élastique à dents extérieures

DIN 6797 A

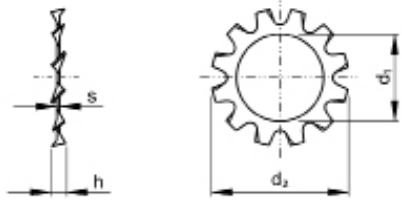



Technical Data

For nom. size	d_1 (min.)	d_2 (max.)	h (min.)	s
M2	2.2	4.5	0.6	0.3
M2.3 (≠DIN)	2.5	5	0.8	0.4
M2.5	2.7	5.5	0.8	0.4
M3	3.2	6	0.8	0.4
M3.5	3.7	7	1	0.5
M4	4.3	8	1	0.5
M5	5.3	10	1.2	0.6
M6	6.4	11	1.4	0.7
M7	7.4	12.5	1.6	0.8
M8	8.4	15	1.6	0.8

For nom. size	d_1 (min.)	d_2 (max.)	h (min.)	s
M10	10.5	18	1.8	0.9
M12	13	20.5	2	1
M14	15	24	2	1
M16	17	26	2.4	1.2
M18	19	30	2.8	1.4
M20	21	33	2.8	1.4
M22	23	36	3	1.5
M24	25	38	3	1.5
M27	28	44	3.2	1.6
M30	31	48	3.2	1.6

Article groups

Material	Surface treatment	Code	Page
Spring steel		37300	7-80
Spring steel	ZPL	37302	7-80
St.spr.st A2 (1.4310)		51456	7-81

7

37300 External tooth lock washer / Tandveerring met open buitenvertanding / Rondelle élastique à dents extérieures L07D

Material Spring steel



For nom. size	✉	Art.number	For nom. size	✉	Art.number	For nom. size	✉	Art.number
M3	500	37300.030.001	M10	200	37300.100.001	M20	100	37300.200.001
M4	500	37300.040.001	M12	200	37300.120.001	M22*	100	37300.220.001
M5	250	37300.050.001	M14	100	37300.140.001	M24*	50	37300.240.001
M6	250	37300.060.001	M16	100	37300.160.001	M30*	100	37300.300.001
M8	200	37300.080.001	M18*	100	37300.180.001			

37302 External tooth lock washer / Tandveerring met open buitenvertanding / Rondelle élastique à dents extérieures L07D

Material Spring steel
Surface treatment Zinc plated



For nom. size	✉	Art.number	For nom. size	✉	Art.number	For nom. size	✉	Art.number
M3	500	37302.030.001	M8	200	37302.080.001	M20	100	37302.200.001
M3,5*	500	37302.035.001	M10	200	37302.100.001	M22*	100	37302.220.001
M4	500	37302.040.001	M12	200	37302.120.001	M24	50	37302.240.001
M5	250	37302.050.001	M14	100	37302.140.001	M27*	100	37302.270.001
M6	250	37302.060.001	M16	200	37302.160.001	M30*	100	37302.300.001
M7*	250	37302.070.001	M18*	100	37302.180.001			

51456 **External tooth lock washer / Tandveerring met open buitenvertanding / Rondelle élastique à dents extérieures** **R09A**

Material Stainless spring steel A2 (1.4310)



For nom. size	✉	Art.number	For nom. size	✉	Art.number	For nom. size	✉	Art.number
M2*	1.000	51456.020.001	M7*	1.000	51456.070.001	M18*	200	51456.180.001
M2,3*	1.000	51456.023.001	M8	200	51456.080.001	M20	100	51456.200.001
M3	200	51456.030.001	M10	200	51456.100.001	M22*	200	51456.220.001
M4	200	51456.040.001	M12	100	51456.120.001	M24*	200	51456.240.001
M5	200	51456.050.001	M14*	500	51456.140.001	M27*	100	51456.270.001
M6	200	51456.060.001	M16	100	51456.160.001	M30*	100	51456.300.001

- Other types of stainless steel than specified (but with equal properties) may be supplied at the discretion of the manufacturer.

Internal tooth lock washer

Tandveerring met open binnenvertanding / Rondelle élastique à dents intérieures

DIN 6797 J

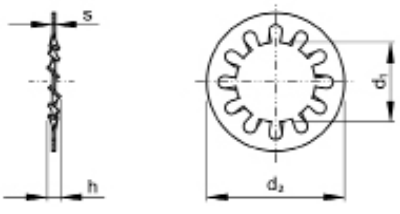



Technical Data

For nom. size	d_1	d_1 (min.)	d_2	d_2 (max.)	h (min.)	s	For nom. size	d_1	d_1 (min.)	d_2	d_2 (max.)	h (min.)	s
M2	-	2.2	-	4.5	0.6	0.3	**M8 (≠DIN)**	8.4	8.2	15	14	1.6	0.8
M2.3 (≠DIN)	-	2.5	-	5	0.8	0.4	**M10**	-	10.5	-	18	1.8	0.9
M2.5	-	2.7	-	5.5	0.8	0.4	**M12**	-	13	-	20.5	2	1
M3	-	3.2	-	6	0.8	0.4	**M14**	-	15	-	24	2	1
M3.5	-	3.7	-	7	1	0.5	**M16**	-	17	-	26	2.4	1.2
M4	-	4.3	-	8	1.2	0.5	**M18**	-	19	-	30	2.8	1.4
M5	-	5.3	-	10	1.2	0.6	**M20**	-	21	-	33	2.8	1.4
M5 (≠DIN)	5.3	5.1	10	9	1.2	0.6	**M22**	-	23	-	36	3	1.5
M6	-	6.4	-	11	1.4	0.7	**M24**	-	25	-	38	3	1.5
M7	-	7.4	-	12.5	1.6	0.8	**M27**	-	28	-	44	3.2	1.6
M8	-	8.4	-	15	1.6	0.8	**M30**	-	31	-	48	3.2	1.6

Article groups

Material	Code	Page
Spring steel	37320	7-81
St.spr.st A2 (1.4310)	51458	7-82

37320 **Internal tooth lock washer / Tandveerring met open binnenvertanding / Rondelle élastique à dents intérieures** **L07D**

Material Spring steel



For nom. size	✉	Art.number	For nom. size	✉	Art.number	For nom. size	✉	Art.number
M3	500	37320.030.001	M8	200	37320.080.001	M22*	100	37320.220.001
M3,5*	500	37320.035.001	M10	200	37320.100.001	M24*	100	37320.240.001
M4	500	37320.040.001	M12	200	37320.120.001	M27*	100	37320.270.001
M5	250	37320.050.001	M14*	500	37320.140.001	M30*	100	37320.300.001
M6	250	37320.060.001	M16	100	37320.160.001			
M7*	250	37320.070.001	M20	100	37320.200.001			

FABORY

51458	Internal tooth lock washer / Tandveerring met open binnenvertanding / Rondelle élastique à dents intérieures	R09A

Material Stainless spring steel A2 (1.4310) DIN ≈6797 J NEN ≈2451



For nom. size	✉	Art.number	For nom. size	✉	Art.number	For nom. size	✉	Art.number
M2*	1.000	51458.020.001	M6	200	51458.060.001	M16	100	51458.160.001
M2,3*	1.000	51458.023.001	M7*	1.000	51458.070.001	M18*	200	51458.180.001
M2,5*	1.000	51458.025.001	M8	200	51458.080.001	M20	100	51458.200.001
M3	200	51458.030.001	M8,2*	1.000	51458.082.001	M22*	200	51458.220.001
M3,5*	1.000	51458.035.001	M10	200	51458.100.001	M24*	200	51458.240.001
M4	200	51458.040.001	M12	100	51458.120.001	M27*	100	51458.270.001
M5	200	51458.050.001	M14	100	51458.140.001	M30*	100	51458.300.001

- Other types of stainless steel than specified (but with equal properties) may be supplied at the discretion of the manufacturer.

Serrated lock washer with external teeth

Tandveerring met gesloten buitenvertanding / Rondelle élastique à dents chevauchantes extérieures

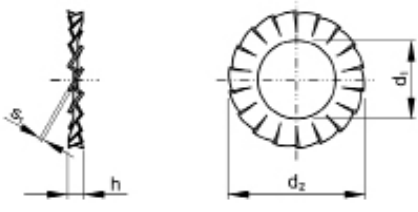

DIN **6798 A**
NF E27-624



7

Technical Data

For nom. size	d_1 (min.)	d_2 (max.)	h ≈	s_1	For nom. size	d_1 (min.)	d_2 (max.)	h ≈	s_1
M2	2.2	4.5	0.9	0.3	M8	8.4	15	2.4	0.8
M2.3 (≠DIN)	2.3	4.5	0.9	0.3	M10	10.5	18	2.7	0.9
M2.5	2.7	5.5	1.2	0.4	M11 (≠DIN)	11.5	19.5	2.7	0.9
M2.6 (≠DIN)	2.8	5.5	1.2	0.4	M12	13	20.5	3	1
M3	3.2	6	1.2	0.4	M14	15	24	3	1
M3.5	3.7	7	1.5	0.5	M16	17	26	3.6	1.2
M4	4.3	8	1.5	0.5	M18	19	30	4.2	1.4
M5 (≠DIN)	5.1	9	1.5	0.5	M20	21	33	4.2	1.4
M5	5.3	10	1.8	0.6	M22	23	36	4.5	1.5
M6	6.4	11	2.1	0.7	M24	25	38	4.5	1.5
M7	7.4	12.5	2.4	0.8	M27	28	44	4.8	1.6
M8 (≠DIN)	8.2	14	2.4	0.8	M30	31	48	4.8	1.6

Article groups

Material	Surface treatment		Code	Page
Spring steel			37400	7-82
Spring steel	ZPL		37420	7-83
Spring steel	ZPL	large pack	37430	7-83
Spring steel	Znthp/nc		37441	7-83
St.spr.st A2 (1.4310)			51460	7-83
St.spr.st A4 (1.4401)			55460	7-84
St.spr.st A5 (1.4571)			53460	7-84
Phosphor bronze CU4			50540	7-84

37400	Serrated lock washer with external teeth / Tandveerring met gesloten buitenvertanding / Rondelle élastique à dents chevauchantes extérieures	L07D

Material Spring steel



For nom. size	✉	Art.number	For nom. size	✉	Art.number	For nom. size	✉	Art.number
M2	1.000	37400.020.001	M4	1.000	37400.040.001	M7	1.000	37400.070.001
2,3 (≠DIN)*	500	37400.023.001	M5 (≠DIN)	1.000	37400.050.001	M8 (≠DIN)	1.000	37400.080.001
M2,5*	500	37400.025.001	M5	1.000	37400.050.002	M8	1.000	37400.080.002
M3	1.000	37400.030.001	M6	1.000	37400.060.001	M10	1.000	37400.100.001
M3,5	1.000	37400.035.001						

37400 Serrated lock washer with external teeth / Tandveerring met gesloten buitenvertanding / Rondelle élastique à dents chevauchantes extérieures

For nom. size	✉	Art.number	For nom. size	✉	Art.number	For nom. size	✉	Art.number
M12	1.000	37400.120.001	M18	100	37400.180.001	M24	100	37400.240.001
M14	500	37400.140.001	M20	100	37400.200.001	M27*	100	37400.270.001
M16	500	37400.160.001	M22	100	37400.220.001	M30	100	37400.300.001

37420 Serrated lock washer with external teeth / Tandveerring met gesloten buitenvertanding / Rondelle élastique à dents chevauchantes extérieures — L07D

Material Spring steel
Surface treatment Zinc plated



For nom. size	✉	Art.number	For nom. size	✉	Art.number	For nom. size	✉	Art.number
M2	200	37420.020.001	M6	200	37420.060.001	M16	100	37420.160.001
2,3 (≠DIN)*	5.000	37420.023.001	M7	200	37420.070.001	M18	100	37420.180.001
M2,5	200	37420.025.001	M8 (≠DIN)	200	37420.080.001	M20	100	37420.200.001
M3	200	37420.030.001	M8	200	37420.080.002	M22	100	37420.220.001
M3,5	200	37420.035.001	M10	100	37420.100.001	M24	100	37420.240.001
M4	200	37420.040.001	M11	100	37420.110.001	M27	100	37420.270.001
M5 (≠DIN)	200	37420.050.001	M12	100	37420.120.001	M30	50	37420.300.001
M5	200	37420.050.002	M14	100	37420.140.001			

37430 Serrated lock washer with external teeth, large pack / Tandveerring met gesloten buitenvertanding, grootverpakking / Rondelle élastique à dents chevauchantes extérieures, emballage grand — L07D

Material Spring steel
Surface treatment Zinc plated



For nom. size	✉	Art.number	For nom. size	✉	Art.number	For nom. size	✉	Art.number
M2,5	10.000	37430.025.001	M5 (≠DIN)	10.000	37430.050.001	M10	2.000	37430.100.001
M3	10.000	37430.030.001	M6	5.000	37430.060.001	M12	2.000	37430.120.001
M4	10.000	37430.040.001	M8 (≠DIN)	5.000	37430.080.001			

37441 Serrated lock washer with external teeth / Tandveerring met gesloten buitenvertanding / Rondelle élastique à dents chevauchantes extérieures — L07A

Material Spring steel
Surface treatment Zinc plated with thick Cr(III) passivation



For nom. size	✉	Art.number	For nom. size	✉	Art.number	For nom. size	✉	Art.number
M5*	3.000	37441.050.001	M8*	2.000	37441.080.001	M10*	1.000	37441.100.001
M6*	2.000	37441.060.001						

51460 Serrated lock washer with external teeth / Tandveerring met gesloten buitenvertanding / Rondelle élastique à dents chevauchantes extérieures — R09A

Material Stainless spring steel A2 (1.4310)



For nom. size	✉	Art.number	For nom. size	✉	Art.number	For nom. size	✉	Art.number
M2	200	51460.020.001	M6	200	51460.060.001	M16	100	51460.160.001
M2,5	200	51460.025.001	M7	200	51460.070.001	M18	100	51460.180.001
M2,6 (≠DIN)	200	51460.026.001	M8	200	51460.080.001	M20	100	51460.200.001
M3	200	51460.030.001	M8 (≠DIN)*	1.000	51460.082.001	M22	50	51460.220.001
M3,5*	1.000	51460.035.001	M10	100	51460.100.001	M24	50	51460.240.001
M4	200	51460.040.001	M12	100	51460.120.001	M27*	100	51460.270.001
M5	200	51460.050.001	M14	100	51460.140.001	M30*	100	51460.300.001
M5 (≠DIN)*	1.000	51460.051.001						

- Other types of stainless steel than specified (but with equal properties) may be supplied at the discretion of the manufacturer.

FABORY

55460	Serrated lock washer with external teeth / Tandveerring met gesloten buitenvertanding / Rondelle élastique à dents chevauchantes extérieures	R49A

Material Stainless spring steel A4 (1.4401)



For nom. size	✉	Art.number	For nom. size	✉	Art.number	For nom. size	✉	Art.number
M2	200	55460.020.001	M5 (≠DIN)*	1.000	55460.050.002	M16	100	55460.160.001
M2,3*	1.000	55460.023.001	M6	200	55460.060.001	M18	100	55460.180.001
M2,5	200	55460.025.001	M8	200	55460.080.001	M20	100	55460.200.001
M2,6 (≠DIN)*	1.000	55460.026.001	M8 (≠DIN)*	1.000	55460.080.002	M22	50	55460.220.001
M3	200	55460.030.001	M10	100	55460.100.001	M24	50	55460.240.001
M3,5	200	55460.035.001	M12	100	55460.120.001	M27*	100	55460.270.001
M4	200	55460.040.001	M14	100	55460.140.001	M30	25	55460.300.001
M5	200	55460.050.001						

- Other types of stainless steel than specified (but with equal properties) may be supplied at the discretion of the manufacturer.

53460	Serrated lock washer with external teeth / Tandveerring met gesloten buitenvertanding / Rondelle élastique à dents chevauchantes extérieures	R45A

Material Stainless spring steel A5 (1.4571)



For nom. size	✉	Art.number	For nom. size	✉	Art.number
M6*	1.000	53460.060.001	M8*	1.000	53460.080.001

- Stabilized stainless steel 1.4571 is essentially a standard A4 stainless steel type with titanium.
- The addition of titanium is made to reduce the risk of intergranular corrosion (IC) after welding.
- 1.4571 is mainly applied in inaccessible constructions and constructions with moderate exposure to chloride and sulfur dioxide.
- Due to its titanium content it is not high-gloss polishable.

7

50540	Serrated lock washer with external teeth / Tandveerring met gesloten buitenvertanding / Rondelle élastique à dents chevauchantes extérieures	M11F

Material Phosphor bronze CU4



For nom. size	✉	Art.number	For nom. size	✉	Art.number	For nom. size	✉	Art.number
M2	200	50540.020.001	M4	200	50540.040.001	M8	200	50540.080.001
M2,5	200	50540.025.001	M5	200	50540.050.001	M10	100	50540.100.001
M3	200	50540.030.001	M6	200	50540.060.001	M12	100	50540.120.001

Serrated lock washer with internal teeth

Tandveerring met gesloten binnenvertanding / Rondelle élastique à dents chevauchantes intérieures

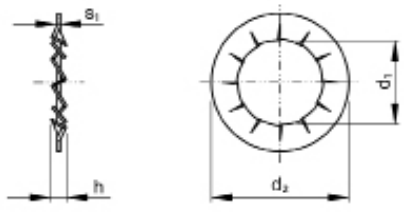

DIN **6798 J**
NF E27-625



Technical Data

For nom. size	d_1 (min.)	d_2 (max.)	h ≈	s_1	For nom. size	d_1 (min.)	d_2 (max.)	h ≈	s_1
M2	2.2	4.5	0.9	0.3	M8	8.4	15	2.4	0.8
M2.3 (≠DIN)	2.5	5	1.2	0.4	M10	10.5	18	2.7	0.9
M2.5	2.7	5.5	1.2	0.4	M12	13	20.5	3	1
M3	3.2	6	1.2	0.4	M14	15	24	3	1
M3.5	3.7	7	1.5	0.5	M16	17	26	3.6	1.2
M4	4.3	8	1.5	0.5	M18	19	30	4.2	1.4
M5 (≠DIN)	5.1	9	1.5	0.5	M20	21	33	4.2	1.4
M5	5.3	10	1.8	0.6	M22	23	36	4.5	1.5
M6	6.4	11	2.1	0.7	M24	25	38	4.5	1.5
M7	7.4	12.5	2.4	0.8	M27	28	44	4.8	1.6
M8 (≠DIN)	8.2	14	2.4	0.8	M30	31	48	4.8	1.6

Article groups

Material	Surface treatment	Code	Page
Spring steel		37460	7-85
Spring steel	ZPL	37480	7-85
St.spr.st A2 (1.4310)		51462	7-86
St.spr.st A4 (1.4401)		55462	7-86

37460 **Serrated lock washer with internal teeth / Tandveerring met gesloten binnenvertanding / Rondelle élastique à dents chevauchantes intérieures** **L07D**

Material Spring steel



For nom. size	✉	Art.number	For nom. size	✉	Art.number	For nom. size	✉	Art.number
M2	1.000	37460.020.001	M7	1.000	37460.070.001	M16	500	37460.160.001
M3	1.000	37460.030.001	M8 (≠DIN)	1.000	37460.080.001	M18	100	37460.180.001
M3,5	1.000	37460.035.001	M8	1.000	37460.080.002	M20	100	37460.200.001
M4	1.000	37460.040.001	M10	1.000	37460.100.001	M22*	100	37460.220.001
M5 (≠DIN)	1.000	37460.050.001	M12	1.000	37460.120.001	M24	100	37460.240.001
M5	1.000	37460.050.002	M14	500	37460.140.001	M27	100	37460.270.001
M6	1.000	37460.060.001						

37480 **Serrated lock washer with internal teeth / Tandveerring met gesloten binnenvertanding / Rondelle élastique à dents chevauchantes intérieures** **L07D**

Material Spring steel
Surface treatment Zinc plated



For nom. size	✉	Art.number	For nom. size	✉	Art.number	For nom. size	✉	Art.number
M2	1.000	37480.020.001	M6	1.000	37480.060.001	M16	500	37480.160.001
M2,5	1.000	37480.025.001	M7	1.000	37480.070.001	M18	100	37480.180.001
M3	1.000	37480.030.001	M8 (≠DIN)	1.000	37480.080.001	M20	100	37480.200.001
M3,5	1.000	37480.035.001	M8	1.000	37480.080.002	M22	100	37480.220.001
M4	1.000	37480.040.001	M10	1.000	37480.100.001	M24	100	37480.240.001
M5 (≠DIN)	1.000	37480.050.001	M12	1.000	37480.120.001	M27	100	37480.270.001
M5	1.000	37480.050.002	M14	500	37480.140.001	M30*	100	37480.300.001

FABORY

51462	Serrated lock washer with internal teeth / Tandveerring met gesloten binnenvertanding / Rondelle élastique à dents chevauchantes intérieures	R09A

Material Stainless spring steel A2 (1.4310)



For nom. size	✉	Art.number	For nom. size	✉	Art.number	For nom. size	✉	Art.number
M2*	1.000	51462.020.001	M7*	1.000	51462.070.001	M18	100	51462.180.001
M2,5	200	51462.025.001	M8	200	51462.080.001	M20	100	51462.200.001
M3	200	51462.030.001	M8 (≠DIN)*	1.000	51462.082.001	M22	200	51462.220.001
M4	200	51462.040.001	M10	100	51462.100.001	M24	50	51462.240.001
M5	200	51462.050.001	M12	100	51462.120.001	M27	50	51462.270.001
M5 (≠DIN)*	1.000	51462.051.001	M14	100	51462.140.001	M30	100	51462.300.001
M6	200	51462.060.001	M16	100	51462.160.001			

- Other types of stainless steel than specified (but with equal properties) may be supplied at the discretion of the manufacturer.

55462	Serrated lock washer with internal teeth / Tandveerring met gesloten binnenvertanding / Rondelle élastique à dents chevauchantes intérieures	R49A

Material Stainless spring steel A4 (1.4401)



For nom. size	✉	Art.number	For nom. size	✉	Art.number	For nom. size	✉	Art.number
M2*	1.000	55462.020.001	M6	200	55462.060.001	M18	100	55462.180.001
M2,3 (≠DIN)*	1.000	55462.023.001	M8	200	55462.080.001	M20	100	55462.200.001
M2,5*	1.000	55462.025.001	M8 (≠DIN)*	1.000	55462.082.001	M22*	200	55462.220.001
M3	200	55462.030.001	M10	100	55462.100.001	M24*	200	55462.240.001
M4	200	55462.040.001	M12	100	55462.120.001	M27*	100	55462.270.001
M5*	1.000	55462.050.001	M14*	500	55462.140.001	M30*	100	55462.300.001
M5 (≠DIN)*	1.000	55462.051.001	M16	100	55462.160.001			

- Other types of stainless steel than specified (but with equal properties) may be supplied at the discretion of the manufacturer.

7

Countersunk serrated lock washer with external teeth

Verzonken tandveerring met gesloten buitenvertanding / Rondelle élastique conique à dents chevauchantes extérieures

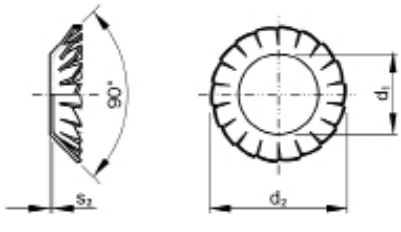

DIN **6798 V**
NF E27-627



Technical Data

For nom. size	d_1	d3 ≈	s_2	For nom. size	d_1	d3 ≈	s_2
M3	3.2	6	0.2	M10	10.5	19	0.5
M4	4.3	8	0.25	M12	13	23	0.5
M5	5.3	9.8	0.3	M14	15	26.2	0.6
M6	6.4	11.8	0.4	M16	17	30.2	0.6
M8	8.4	15.3	0.4				

Article groups

Material	Surface treatment	Code	Page
Spring steel		37500	7-87
Spring steel	ZPL	37520	7-87
St.spr.st A2 (1.4310)		51463	7-87

37500 Countersunk serrated lock washer with external teeth / Verzonken tandveerring met gesloten buitenvertanding / Rondelle élastique conique à dents chevauchantes extérieures — L07D

Material Spring steel



For nom. size	✉	Art.number	For nom. size	✉	Art.number	For nom. size	✉	Art.number
M3	1.000	37500.030.001	M6	1.000	37500.060.001	M12	500	37500.120.001
M4	1.000	37500.040.001	M8	1.000	37500.080.001	M14	100	37500.140.001
M5	1.000	37500.050.001	M10	1.000	37500.100.001	M16	100	37500.160.001

37520 Countersunk serrated lock washer with external teeth / Verzonken tandveerring met gesloten buitenvertanding / Rondelle élastique conique à dents chevauchantes extérieures — L07D

Material Spring steel
Surface treatment Zinc plated



For nom. size	✉	Art.number	For nom. size	✉	Art.number	For nom. size	✉	Art.number
M3	250	37520.030.001	M6	1.000	37520.060.001	M10	1.000	37520.100.001
M4	1.000	37520.040.001	M8	1.000	37520.080.001	M12	500	37520.120.001
M5	1.000	37520.050.001						

51463 Countersunk serrated lock washer with external teeth / Verzonken tandveerring met gesloten buitenvertanding / Rondelle élastique conique à dents chevauchantes extérieures — R09A

Material Stainless spring steel A2 (1.4310)



For nom. size	✉	Art.number	For nom. size	✉	Art.number	For nom. size	✉	Art.number
M3*	1.000	51463.030.001	M6	1.000	51463.060.001	M12*	500	51463.120.001
M4*	1.000	51463.040.001	M8	500	51463.080.001	M16	200	51463.160.001
M5*	1.000	51463.050.001	M10*	500	51463.100.001			

- Other types of stainless steel than specified (but with equal properties) may be supplied at the discretion of the manufacturer.

FABORY

Serrated lock washer with internal and external teeth

Tandveerring met gesloten binnen- en buitenvertanding / Rondelle élastique à double denture chevauchante intérieure/extérieure

NF E25-536

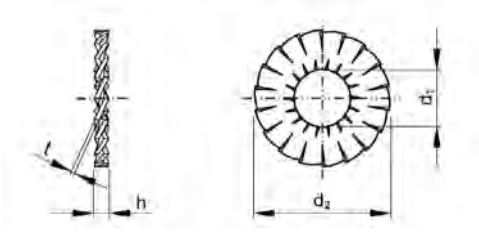



Technical Data

For nom. size	d_1 (min.)	d_2 (nom.)	h ≈	t
M4	4.1	15.5	2	0.8
M5	5.1	17.5	2	0.8
M6	6.1	18	2.25	0.8
M8	8.2	22	2.5	1

For nom. size	d_1 (min.)	d_2 (nom.)	h ≈	t
M10	10.2	26	2.75	1.1
M12	12.3	30	3	1.2
M16	16.3	36	3.5	1.4

Article groups

Material	Surface treatment	Code	Page
Spring steel		37580	7-88
Spring steel	ZPL	37590	7-88

7

37580 Serrated lock washer with internal and external teeth / Tandveerring met gesloten binnen- en buitenvertanding / Rondelle élastique à double denture chevauchante intérieure/extérieure L07D

Material Spring steel



For nom. size	✉	Art.number	For nom. size	✉	Art.number	For nom. size	✉	Art.number
M4	1.000	37580.040.001	M8	500	37580.080.001	M12	100	37580.120.001
M5	1.000	37580.050.001	M10	500	37580.100.001	M16	100	37580.160.001
M6	500	37580.060.001						

37590 Serrated lock washer with internal and external teeth / Tandveerring met gesloten binnen- en buitenvertanding / Rondelle élastique à double denture chevauchante intérieure/extérieure L07D

Material Spring steel
Surface treatment Zinc plated



For nom. size	✉	Art.number	For nom. size	✉	Art.number	For nom. size	✉	Art.number
M4	1.000	37590.040.001	M8	500	37590.080.001	M12	100	37590.120.001
M5	1.000	37590.050.001	M10	500	37590.100.001	M16	100	37590.160.001
M6	500	37590.060.001						

Countersunk serrated lock washer with internal teeth

Verzonken tandveerring met gesloten binnenvertanding / Rondelle élastique conique à dents chevauchantes intérieures

NF E25-512

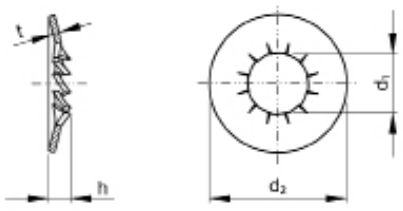



Technical Data

For nom. size	d_1 (min.)	d_2 (nom.)	h (max.)	t
M3	3.1	8.5	1.5	0.5
M4	4.1	11	1.9	0.6
M5	5.1	16	3	1

For nom. size	d_1 (min.)	d_2 (nom.)	h (max.)	t
M6	6.1	18	3	1
M10	10.2	26	4.1	1.4
M12	12.2	24	3.2	1

37560 **Countersunk serrated lock washer with internal teeth / Verzonken tandveerring met gesloten binnenvertanding / Rondelle élastique conique à dents chevauchantes intérieures** **L07D**

Material Spring steel



For nom. size x d_2	✉	Art.number	For nom. size x d_2	✉	Art.number	For nom. size x d_2	✉	Art.number
M3X8,5	1.000	37560.030.001	M5X16	1.000	37560.050.001	M10X26	100	37560.100.001
M4X11	1.000	37560.040.001	M6X18	1.000	37560.060.001	M12X24	100	37560.120.001

Contact lock washer, medium

Contactborgring, middel / Rondelle de contact, moyenne

NF E25-511

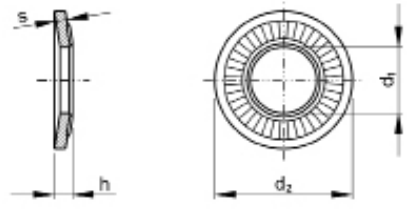



Technical Data

For nom. size	d_1 (min.)	d_2 (js 15)	h (max.)	s
M3	3.1	8	1	0.6
M4	4.1	10	1.4	0.9
M5	5.1	12	1.8	1.1
M6	6.1	14	2.1	1.3
M8	8.2	18	2.35	1.4
M10	10.2	22	2.75	1.6
M12	12.4	27	3.1	1.8
M16	16.4	32	4.1	2.8
M20	20.5	40	4.9	3.2

FABORY

37282	Contact lock washer, medium / Contactborgring, middel / Rondelle de contact, moyenne	L07D

Material Spring steel
Surface treatment Zinc plated with thick Cr(III) passivation



For nom. size	✉	Art.number	For nom. size	✉	Art.number	For nom. size	✉	Art.number
M3	200	37282.030.001	M6	100	37282.060.001	M12	100	37282.120.001
M4	200	37282.040.001	M8	100	37282.080.001	M16	100	37282.160.001
M5	100	37282.050.001	M10	100	37282.100.001	M20	100	37282.200.001

Contact lock washer, narrow, with earthing points

Contactborgring met kleine buitendiameter en aardingspunten / Rondelle de contact, étroite à picots

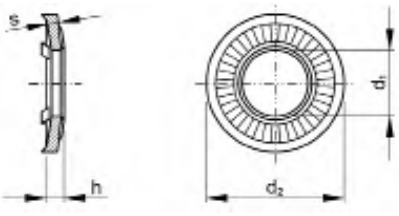

NF ≈E25-511

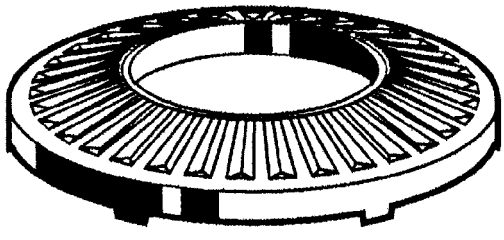

Technical Data

For nom. size	d_1 (min.)	d_2 (js 15)	h (max.)	s
M4	4.1	8	1.15	0.8
M5	5.1	10	1.5	1
M6	6.1	12	1.8	1.2
M8	8.2	16	2.4	1.4
M10	10.2	20	2.6	1.6
M12	12.4	24	2.6	1.6

7

37265	Contact lock washer, narrow, with earthing points / Contactborgring met kleine buitendiameter en aardingspunten / Rondelle de contact, étroite à picots	L07D

Material Spring steel
Surface treatment Zinc plated with thick Cr(III) passivation

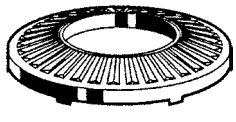

For nom. size	✉	Art.number	For nom. size	✉	Art.number	For nom. size	✉	Art.number
M4	200	37265.040.001	M6	100	37265.060.001	M10	100	37265.100.001
M5	100	37265.050.001	M8	100	37265.080.001	M12	100	37265.120.001

Locking disc spring type S

Borgveerring type S / Rondelle de sécurité type S

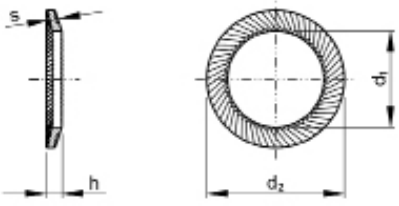



Technical Data

For nom. size	d_1 (H14)	d_2 (h14)	h (max.)	s
M2.5	2.7	4.8	0.9	0.45
M3	3.2	5.5	0.85	0.45
M4	4.3	7	0.95	0.5
M5	5.3	9	1.05	0.6
M6	6.4	10	1.2	0.7
M8	8.4	13	1.4	0.8
M10	10.5	16	1.6	1
M12	13	18	1.7	1
M14	15	21	2	1.2
M16	17	24	2.1	1.2
M18	19	27	2.3	1.4
M20	21	30	2.5	1.4
M22	23	33	2.7	1.4
M24	25.6	36	2.9	1.6
M27	28.6	39	3.1	2
M30	31.6	45	3.6	2

Article groups

Material	Surface treatment		Code	Page
Spring steel		M3 - M16	36395	7-91
Spring steel		M18 - M30	36390	7-91
Spring steel		large pack	36396	7-92
Spring steel	Znthp/nc	M3 - M16	36397	7-92
Spring steel	Znthp/nc	M18 - M30	36411	7-92
St.spr.st A2 (1.4310)			51468	7-92

36395 Locking disc spring type S / Borgveerring type S / Rondelle de sécurité type S L07A

Material Spring steel



For nom. size	✉	Art.number	For nom. size	✉	Art.number	For nom. size	✉	Art.number
M3	500	36395.030.001	M6	500	36395.060.001	M12	250	36395.120.001
M4	500	36395.040.001	M8	250	36395.080.001	M14	100	36395.140.001
M5	500	36395.050.001	M10	250	36395.100.001	M16	100	36395.160.001

36390 Locking disc spring type S / Borgveerring type S / Rondelle de sécurité type S L07A

Material Spring steel



For nom. size	✉	Art.number	For nom. size	✉	Art.number	For nom. size	✉	Art.number
M18	100	36390.180.001	M22	50	36390.220.001	M27	50	36390.270.001
M20	100	36390.200.001	M24	50	36390.240.001	M30	50	36390.300.001

FABORY

36396 Locking disc spring type S, large pack / Borgveerring type S, grootverpakking / Rondelle de sécurité type S, emballage gros — L07A

Material Spring steel



For nom. size	✉	Art.number	For nom. size	✉	Art.number	For nom. size	✉	Art.number
M3	2.000	36396.030.001	M6	1.000	36396.060.001	M12	500	36396.120.001
M4	1.000	36396.040.001	M8	1.000	36396.080.001	M14	500	36396.140.001
M5	1.000	36396.050.001	M10	1.000	36396.100.001	M16	500	36396.160.001

36397 Locking disc spring type S / Borgveerring type S / Rondelle de sécurité type S — L07A

Material Spring steel
Surface treatment Zinc plated with thick Cr(III) passivation



For nom. size	✉	Art.number	For nom. size	✉	Art.number	For nom. size	✉	Art.number
M3	500	36397.030.001	M6	500	36397.060.001	M12	250	36397.120.001
M4	500	36397.040.001	M8	250	36397.080.001	M14	100	36397.140.001
M5	500	36397.050.001	M10	250	36397.100.001	M16	100	36397.160.001

36411 Locking disc spring type S / Borgveerring type S / Rondelle de sécurité type S — L07A

Material Spring steel
Surface treatment Zinc plated with thick Cr(III) passivation



For nom. size	✉	Art.number	For nom. size	✉	Art.number	For nom. size	✉	Art.number
M18	100	36411.180.001	M22	50	36411.220.001	M27	50	36411.270.001
M20	100	36411.200.001	M24	50	36411.240.001	M30	50	36411.300.001

51468 Locking disc spring type S / Borgveerring type S / Rondelle de sécurité type S — R09A

Material Stainless spring steel A2 (1.4310)



For nom. size	✉	Art.number	For nom. size	✉	Art.number	For nom. size	✉	Art.number
M2,5	500	51468.025.001	M8	250	51468.080.001	M16	100	51468.160.001
M3	500	51468.030.001	M10	250	51468.100.001	M20	50	51468.200.001
M4	500	51468.040.001	M12	250	51468.120.001	M24	50	51468.240.001
M5	500	51468.050.001	M14	100	51468.140.001	M30	50	51468.300.001
M6	500	51468.060.001						

- Other types of stainless steel than specified (but with equal properties) may be supplied at the discretion of the manufacturer.

Locking disc spring type VS

Borgveerring type VS / Rondelle de sécurité type VS

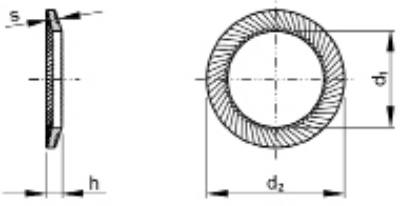



Technical Data

For nom. size	d_1 (H14)	d_2 (h14)	h (max.)	s
M5	5.3	9	1.3	0.9
M6	6.4	10	1.4	0.9
M8	8.4	13	1.7	1.1
M10	10.5	16	2	1.4
M12	13	18	2.1	1.4
M14	15	22	2.2	1.4
M16	17	24	2.6	2
M20	21	30	2.8	2
M24	25.6	36	3.4	2.5
M30	31.6	45	3.8	2.5

Article groups

Material	Surface treatment	Code	Page
Spring steel		36420	7-93
Spring steel	Znthp/nc	36425	7-93

36420 **Locking disc spring type VS / Borgveerring type VS / Rondelle de sécurité type VS** **L07A**

Material Spring steel



For nom. size	✉	Art.number	For nom. size	✉	Art.number	For nom. size	✉	Art.number
M5	500	36420.050.001	M12	250	36420.120.001	M20	100	36420.200.001
M6	500	36420.060.001	M14	100	36420.140.001	M24	50	36420.240.001
M8	250	36420.080.001	M16	100	36420.160.001	M30	50	36420.300.001
M10	250	36420.100.001						

36425 **Locking disc spring type VS / Borgveerring type VS / Rondelle de sécurité type VS** **L07A**

Material Spring steel
Surface treatment Zinc plated with thick Cr(III) passivation



For nom. size	✉	Art.number	For nom. size	✉	Art.number	For nom. size	✉	Art.number
M5	500	36425.050.001	M12	250	36425.120.001	M20	100	36425.200.001
M6	500	36425.060.001	M14	100	36425.140.001	M24	50	36425.240.001
M8	250	36425.080.001	M16	100	36425.160.001	M30	50	36425.300.001
M10	250	36425.100.001						

FABORY

Locking disc spring type Z

Borgschotelveer type Z / Rondelle ressort de sécurité type Z

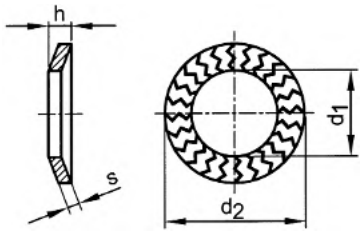

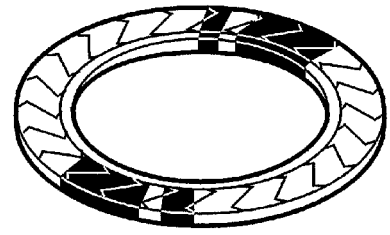

Technical Data

For nom. size	d_1 (min.)	d_2 (max.)	h	s
M6	6.1	9.9	1.6	1.4
M8	8.2	12.7	1.7	1.4
M10	10.2	16.1	2	1.6
M12	12.4	18.3	2.4	1.8
M16	16.4	24.6	3.1	2.5

36326 **Locking disc spring type Z / Borgschotelveer type Z / Rondelle ressort de sécurité type Z** **L07C**

Material Spring steel
Surface treatment Zinc flake Cr(VI) free - flZn/nc

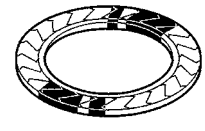

For nom. size	✉	Art.number	For nom. size	✉	Art.number	For nom. size	✉	Art.number
M6	250	36326.060.001	M10	200	36326.100.001	M16	100	36326.160.001
M8	200	36326.080.001	M12	150	36326.120.001			

Locking disc spring type M

Borgschotelveer type M / Rondelle ressort de sécurité type M

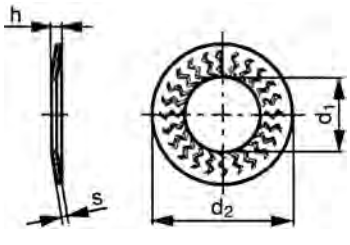



Technical Data

For nom. size	d_1	d_2	h	s
M4	4.1	10.2	1.5	1
M5	5.1	12.2	1.8	1.2
M6	6.1	14.2	2.2	1.4
M8	8.2	18.2	2.4	1.4
M10	10.2	22.25	2.75	1.6
M12	12.4	27.25	3.05	1.8
M14	14.4	30.25	3.5	2.4
M16	16.4	32.5	3.95	2.5

Article groups

Material	Surface treatment	Code	Page
Spring steel	flZn/nc	36325	7-95
St.spr.st A4 (1.4401)		55443	7-95

36325 **Locking disc spring type M / Borgschotelveer type M / Rondelle ressort de sécurité type M** **L07C**

Material Spring steel
Surface treatment Zinc flake Cr(VI) free - flZn/nc

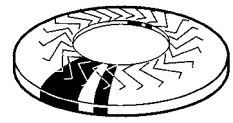

For nom. size	✉	Art.number	For nom. size	✉	Art.number	For nom. size	✉	Art.number
M5	250	36325.050.001	M10	200	36325.100.001	M14	100	36325.140.001
M6	250	36325.060.001	M12	150	36325.120.001	M16	100	36325.160.001
M8	200	36325.080.001						

55443 **Locking disc spring type M / Borgschotelveer type M / Rondelle ressort de sécurité type M** **R49A**

Material Stainless spring steel A4 (1.4401)

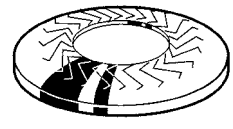

For nom. size	✉	Art.number	For nom. size	✉	Art.number	For nom. size	✉	Art.number
M4	250	55443.040.001	M8	200	55443.080.001	M12	100	55443.120.001
M5	250	55443.050.001	M10	200	55443.100.001	M16	100	55443.160.001
M6	250	55443.060.001						

- Other types of stainless steel than specified (but with equal properties) may be supplied at the discretion of the manufacturer.

Vibration proof wedge-locking washer

Vibratiebestendige wigborgring / Rondelle de blocage résistant aux vibrations

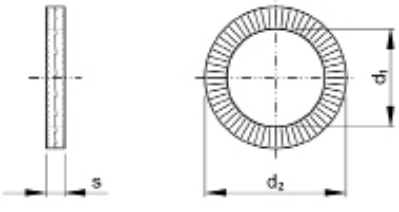

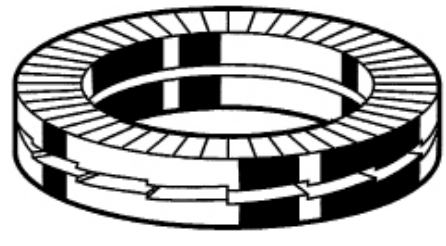

7

Technical Data

For nom. size	d_1	d_2	s (Set) Del pro	s (Set) A4	s (Set) 254 SMO
M3	3.4	7	1.8	2.2	2.2
M3.5	3.9	7.6	1.8	2.2	2.2
M4	4.4	7.6	1.8	2.2	2.2
M5	5.4	9	1.8	2.2	2.2
M6	6.5	10.8	1.8	2.2	2.2
M8	8.7	13.5	2.5	2	2
M10	10.7	16.6	2.5	2	2
M11	11.4	18.5	2.5	2.2	2.2
M12	13	19.5	2.5	2	2
M14	15.2	23	3.4	3	3
M16	17	25.4	3.4	3	3
M18	19.5	29	3.4	3.2	3
M20	21.4	30.7	3.4	3	3
M22	23.4	34.5	3.4	3.2	3.2
M24	25.3	39	3.4	3.2	3.2
M27	28.4	42	5.8	6.8	5.8
M30	31.4	47	5.8	6.8	5.8
M33	34.4	48.5	5.8	6.8	5.8
M36	37.4	55	5.8	6.8	5.8
M39	40.4	58.5	5.8	6.8	5.8
M42	43.2	63	5.8	6.8	-

For nom. size	d_1	d_2	s (Set) Del pro	s (Set) A4	s (Set) 254 SMO
M45	46.2	70	7	6.8	-
M48	49.6	75	7	6.8	-
M52	53.6	80	7	9	-
M56	59.1	85	7	9	-
M60	63.1	90	7	9	-
M64	67.1	95	7	9	-
M68	71.1	100	9.5	9	-
M72	75.1	105	9.5	9	-
M76	79.1	110	9.5	9	-
M80	83.1	115	9.5	9	-
M85	88.1	120	9.5	-	-
M90	92.4	130	9.5	-	-
M95	97.4	135	9.5	-	-
M100	103.4	145	9.5	-	-
M105	108.4	150	9.5	-	-
M110	113.4	155	9.5	-	-
M115	118.4	165	9.5	-	-
M120	123.4	170	9.5	-	-
M125	128.4	173	9.5	-	-
M130	133.4	178	9.5	-	-

Article groups

Material	Surface treatment		Code	Page
St.	Delta Pro		37980	7-96
St.	Delta Pro	self service pack	37985	7-96
St.st. A4			55437	7-96
St.st. 254 SMO®			55463	7-96
St.st. 254 SMO®		self service pack	55436	7-97

FABORY

37980 NORD-LOCK Vibration proof wedge-locking washer / NORD-LOCK Vibratiebestendige wigborgring / NORD-LOCK Rondelle de blocage résistant aux vibrations — NL1A

Material Steel
Surface treatment Delta Protekt®

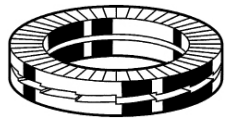

For nom. size	✉	Art.number	For nom. size	✉	Art.number	For nom. size	✉	Art.number
M3	200	37980.030.001	M24	100	37980.240.001	M72*	1	37980.720.001
M3,5	200	37980.035.001	M27	50	37980.270.001	M76*	1	37980.760.001
M4	200	37980.040.001	M30	50	37980.300.001	M80*	1	37980.800.001
M5	200	37980.050.001	M33	25	37980.330.001	M85*	1	37980.850.001
M6	200	37980.060.001	M36	25	37980.360.001	M90*	1	37980.900.001
M8	200	37980.080.001	M39	25	37980.390.001	M95*	1	37980.950.001
M10	200	37980.100.001	M42	25	37980.420.001	M100*	1	37980.960.001
M11	200	37980.110.001	M45*	25	37980.450.001	M105*	1	37980.961.001
M12	200	37980.120.001	M48*	25	37980.480.001	M110*	1	37980.962.001
M14	100	37980.140.001	M52*	25	37980.520.001	M115*	1	37980.963.001
M16	100	37980.160.001	M56*	10	37980.560.001	M120*	1	37980.964.001
M18	100	37980.180.001	M60*	10	37980.600.001	M125*	1	37980.965.001
M20	100	37980.200.001	M64*	10	37980.640.001	M130*	1	37980.966.001
M22	100	37980.220.001	M68*	1	37980.680.001			

37985 NORD-LOCK Vibration proof wedge-locking washer, self-service pack / NORD-LOCK Vibratiebestendige wigborgring, self-service verpakking / NORD-LOCK Rondelle de blocage résistant aux vibrations, emballage libre-service — NL3A

Material Steel
Surface treatment Delta Protekt®

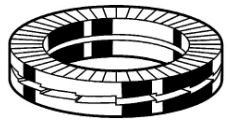

For nom. size	✉	Art.number	For nom. size	✉	Art.number	For nom. size	✉	Art.number
M6 (20PC)	1	37985.060.001	M10 (20PC)	1	37985.100.001	M16 (8PC)	1	37985.160.001
M8 (20PC)	1	37985.080.001	M12 (10PC)	1	37985.120.001	M20 (4PC)	1	37985.200.001

7

55437 NORD-LOCK Vibration proof wedge-locking washer / NORD-LOCK Vibratiebestendige wigborgring / NORD-LOCK Rondelle de blocage résistant aux vibrations — NL1A

Material Stainless steel A4

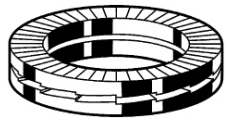

For nom. size	✉	Art.number	For nom. size	✉	Art.number	For nom. size	✉	Art.number
M3	200	55437.030.001	M18	100	55437.180.001	M45*	25	55437.450.001
M3,5*	200	55437.035.001	M20	100	55437.200.001	M48*	25	55437.480.001
M4	200	55437.040.001	M22	100	55437.220.001	M52*	25	55437.520.001
M5	200	55437.050.001	M24	100	55437.240.001	M56*	10	55437.560.001
M6	200	55437.060.001	M27	50	55437.270.001	M60*	10	55437.600.001
M8	200	55437.080.001	M30	50	55437.300.001	M64*	10	55437.640.001
M10	200	55437.100.001	M33	25	55437.330.001	M68*	1	55437.680.001
M11*	200	55437.110.001	M36	25	55437.360.001	M72*	1	55437.720.001
M12	200	55437.120.001	M39	25	55437.390.001	M76*	1	55437.760.001
M14	100	55437.140.001	M42	25	55437.420.001	M80*	1	55437.800.001
M16	100	55437.160.001						

55463 NORD-LOCK Vibration proof wedge-locking washer / NORD-LOCK Vibratiebestendige wigborgring / NORD-LOCK Rondelle de blocage résistant aux vibrations — NL1A

Material Stainless steel 254 SMO®

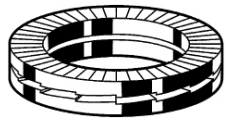

For nom. size	✉	Art.number	For nom. size	✉	Art.number	For nom. size	✉	Art.number
M3*	200	55463.030.001	M11*	200	55463.110.001	M24*	100	55463.240.001
M3,5*	200	55463.035.001	M12	200	55463.120.001	M27*	50	55463.270.001
M4*	200	55463.040.001	M14*	100	55463.140.001	M30*	50	55463.300.001
M5*	200	55463.050.001	M16*	100	55463.160.001	M33*	25	55463.330.001
M6	200	55463.060.001	M18*	100	55463.180.001	M36*	25	55463.360.001
M8	200	55463.080.001	M20	100	55463.200.001	M39*	25	55463.390.001
M10	200	55463.100.001	M22*	100	55463.220.001			

55436	NORD-LOCK Vibration proof wedge-locking washer, self-service pack / NORD-LOCK Vibratiebestendige wigborgring, self-service verpakking / NORD-LOCK Rondelle de blocage résistant aux vibrations, emballage libre-service	NL3A

Material Stainless steel 254 SMO®

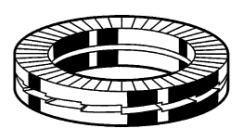

For nom. size	✉	Art.number	For nom. size	✉	Art.number	For nom. size	✉	Art.number
M6 (10PC)	1	55436.060.001	M10 (10PC)	1	55436.100.001	M16 (4PC)	1	55436.160.001
M8 (10PC)	1	55436.080.001	M12 (6PC)	1	55436.120.001	M20 (3PC)	1	55436.200.001

Vibration proof wedge-locking washer with enlarged outer diameter

Vibratiebestendige wigborgring met grote buitendiameter / Rondelle de blocage résistant aux vibrations, série large

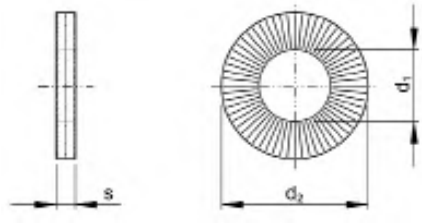

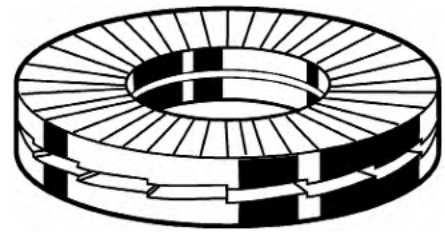

Technical Data

For nom. size	d_1	d_2	s (Set) 254 SMO	s (Set) A4	s (Set) Del pro
M3.5	3.9	9	2.2	2.2	1.8
M4	4.4	9	2.2	2.2	1.8
M5	5.4	10.8	2.2	2.2	1.8
M6	6.5	13.5	2	2	2.5
M8	8.7	16.6	2.2	2	2.5
M10	10.7	21	2.2	2	2.5
M12	13	25.4	3.2	3	3.4
M14	15.2	30.7	3.2	3.2	3.4
M16	17	30.7	3.2	3.2	3.4

For nom. size	d_1	d_2	s (Set) 254 SMO	s (Set) A4	s (Set) Del pro
M18	19.5	34.5	3.2	3.2	3.4
M20	21.4	39	3.2	3.2	3.4
M22	23.4	42	3.2	3.2	4.6
M24	25.3	48.5	4.5	4.5	4.6
M27	28.4	48.5	5.8	6.8	5.8
M30	31.4	55	-	6.8	6.6
M33	34.4	58.5	-	-	6.6
M36	37.4	63	-	-	6.6

Outer diameter d_2 for M30 in stainless steel is 58.5 mm.

Article groups

Material	Surface treatment		Code	Page
St.	Delta Pro		37982	7-97
St.	Delta Pro	self service pack	37986	7-98
St.st. A4			55453	7-98
St.st. A4		self service pack	55456	7-98
St.st. 254 SMO®			55465	7-98

37982	NORD-LOCK Vibration proof wedge-locking washer, with enlarged outer diameter / NORD-LOCK Vibratiebestendige wigborgring met grote buitendiameter / NORD-LOCK Rondelle de blocage résistant aux vibrations, série large	NL1A

Material Steel
Surface treatment Delta Protekt®



For nom. size	✉	Art.number	For nom. size	✉	Art.number	For nom. size	✉	Art.number
M3.5*	200	37982.035.009	M12	100	37982.120.025	M24	50	37982.240.048
M4	200	37982.040.009	M14	100	37982.140.030	M27	25	37982.270.048
M5	200	37982.050.010	M16	100	37982.160.030	M30	25	37982.300.058
M6	200	37982.060.013	M18	100	37982.180.034	M33*	25	37982.330.058
M8	200	37982.080.016	M20	100	37982.200.039	M36	25	37982.360.630
M10	200	37982.100.021	M22	50	37982.220.042			

FABORY

37986	NORD-LOCK Vibration proof wedge-locking washer, with enlarged outer diameter, self service pack / NORD-LOCK Vibratiebestendige wigborgring met grote buitendiameter, self-service verpakking / NORD-LOCK Rondelle de blocage résistant aux vibrations, série large, emballage libre-service	NL3A

Material Steel
Surface treatment Delta Protekt®



For nom. size	✉	Art.number	For nom. size	✉	Art.number	For nom. size	✉	Art.number
M6	1	37986.060.001	M10	1	37986.100.001	M16	1	37986.160.001
M8	1	37986.080.001	M12	1	37986.120.001	M20	1	37986.200.001

55453	NORD-LOCK Vibration proof wedge-locking washer, with enlarged outer diameter / NORD-LOCK Vibratiebestendige wigborgring met grote buitendiameter / NORD-LOCK Rondelle de blocage résistant aux vibrations, série large	NL1A

Material Stainless steel A4



For nom. size	✉	Art.number	For nom. size	✉	Art.number	For nom. size	✉	Art.number
M3.5*	200	55453.035.009	M10	200	55453.100.021	M20	100	55453.200.039
M4	200	55453.040.009	M12	100	55453.120.025	M22	50	55453.220.042
M5	200	55453.050.010	M14	100	55453.140.030	M24	50	55453.240.048
M6	200	55453.060.013	M16	100	55453.160.030	M27	25	55453.270.048
M8	200	55453.080.016	M18*	100	55453.180.034	M30	25	55453.300.058

55456	NORD-LOCK Vibration proof wedge-locking washer, with enlarged outer diameter, self service pack / NORD-LOCK Vibratiebestendige wigborgring met grote buitendiameter, self-service verpakking / NORD-LOCK Rondelle de blocage résistant aux vibrations, série large, emballage libre-service	NL3A

Material Stainless steel A4



For nom. size	✉	Art.number	For nom. size	✉	Art.number	For nom. size	✉	Art.number
M6	1	55456.060.001	M10	1	55456.100.001	M16	1	55456.160.001
M8	1	55456.080.001	M12	1	55456.120.001	M20	1	55456.200.001

55465	NORD-LOCK Vibration proof wedge-locking washer, with enlarged outer diameter / NORD-LOCK Vibratiebestendige wigborgring met grote buitendiameter / NORD-LOCK Rondelle de blocage résistant aux vibrations, série large	NL1A

Material Stainless steel 254 SMO®



For nom. size	✉	Art.number	For nom. size	✉	Art.number	For nom. size	✉	Art.number
M3.5*	200	55465.035.009	M10	200	55465.100.021	M20*	100	55465.200.039
M4*	200	55465.040.009	M12*	100	55465.120.025	M22*	50	55465.220.042
M5*	200	55465.050.010	M14*	100	55465.140.030	M24*	50	55465.240.048
M6*	200	55465.060.013	M16*	100	55465.160.030	M27*	25	55465.270.048
M8	200	55465.080.016	M18*	100	55465.180.034			

7

Vibration proof X-series wedge-locking spring washer

Vibratiebestendige X-serie verende wigborgring / Rondelle de blocage conique résistant aux vibrations série X

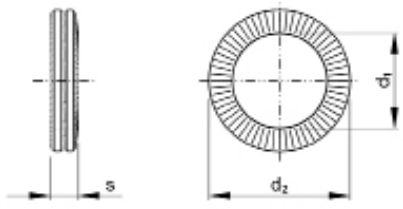

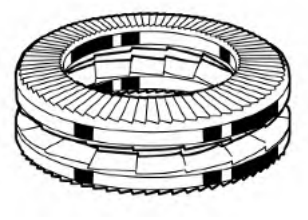

Technical Data

For nom. size	d_1	d_2	s (Set) Del pro
M6	6.3	10.8	1.8
M8	8.4	13.5	2.3
M10	10.5	16.6	3
M12	12.5	19.5	3.5
M16	16.6	25.4	4.8
M20	20.7	30.7	6.1

37981 **NORD-LOCK Vibration proof X-series wedge-locking spring washer / NORD-LOCK Vibratiebestendige X-serie verende wigborgring / NORD-LOCK Rondelle de blocage résistant aux vibrations série X** **NL1A**

Material Steel
Surface treatment Delta Protekt®





For nom. size	✉	Art.number	For nom. size	✉	Art.number	For nom. size	✉	Art.number
M8	200	37981.080.001	M12	200	37981.120.001	M20	100	37981.200.001
M10	200	37981.100.001	M16	100	37981.160.001			

FABORY

Vibration proof X-series wedge-locking spring washer with enlarged outer diameter

Vibratiebestendige X-series verende wigborgring met grote buitendiameter / Rondelle de blocage conique résistant aux vibrations série X, série large

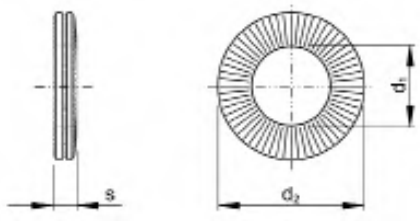

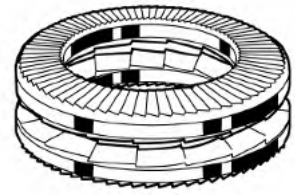

Technical Data

For nom. size	d_1	d_2	s (Set) Del pro
M6	6.3	13.5	2.2
M8	8.4	16.6	2.3
M10	10.5	21.0	3.5
M12	12.5	25.4	4.2
M16	16.6	30.7	4.8

37983 **NORD-LOCK Vibration proof X-series wedge-locking spring washer, with enlarged outer diameter / NORD-LOCK Vibratiebestendige X-serie verende wigborgring met grote buitendiameter / NORD-LOCK Rondelle de blocage résistant aux vibrations série X, série large** **NL1A**

Material Steel
Surface treatment Delta Protekt®





For bolt size	✉	Art.number	For bolt size	✉	Art.number	For bolt size	✉	Art.number
M6	200	37983.060.013	M10	200	37983.100.021	M16	100	37983.160.030
M8	200	37983.080.016	M12	100	37983.120.025			

7

Vibration proof wedge-locking washer for steel construction

Vibratiebestendige wigborgring voor staalconstructie / Rondelle de blocage résistant aux vibrations, série construction métallique

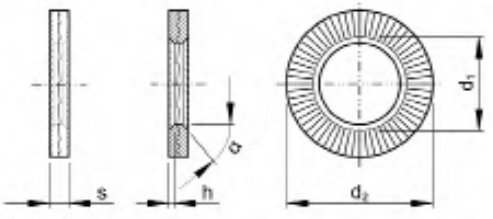

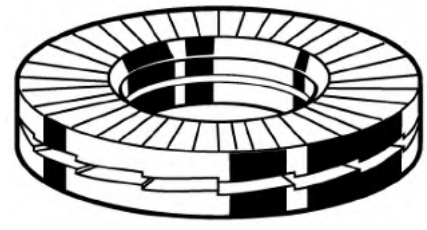

Technical Data

For nom. size	d_1	d_2	a	h	s (Set) Del pro
M12	13.1	23.7	50°	1.2	4.6
M16	17.1	29.7	50°	1.2	4.6
M20	21.4	36.7	50°	1.5	4.6
M22	23.4	38.7	50°	1.5	4.6
M24	25.3	43.7	50°	1.5	4.6
M27	28.4	49.5	52.5°	1.8	5.8
M30	31.4	55.4	52.5°	1.8	5.8
M36	37.4	65.4	60°	1.6	6.0

37990 **NORD-LOCK SC Vibration proof wedge-locking washer for steel construction / NORD-LOCK SC Vibratiebestendige wigborgring voor staalconstructie / NORD-LOCK Rondelle de blocage résistant aux vibrations, série construction métallique SC** **NL1A**

Material Steel
Surface treatment Delta Protekt®

CE

NORD-LOCK

RoHS



For nom. size	✉	Art.number	For nom. size	✉	Art.number	For nom. size	✉	Art.number
M12*	100	37990.120.001	M22*	50	37990.220.001	M30*	25	37990.300.001
M16*	100	37990.160.001	M24*	50	37990.240.001	M36*	25	37990.360.001
M20*	100	37990.200.001	M27*	25	37990.270.001			

FABORY

Vibration proof wedge-locking washer, inches

Vibratiebestendige wigborgring, inches / Rondelle de blocage résistant aux vibrations, pouce

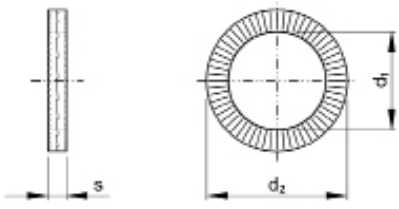

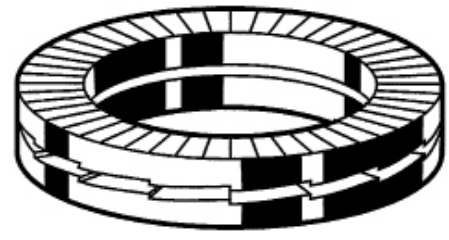

Technical Data

For nom. size	d_1	d_2	s (Set) A4	s (Set) Del pro
1/4	0.28	0.45	0.09	0.1
3/8	0.41	0.65	0.08	0.1
1/2	0.53	0.77	0.08	0.1
3/4	0.79	1.21	0.13	0.13
1 Inch	1.1	1.54	0.13	0.13

Article groups

Material	Surface treatment	Code	Page
St.	Delta Pro	37979	7-102
St.st. A4		55438	7-102
St.st. 254 SMO®		55464	7-102

7

37979 NORD-LOCK Vibration proof wedge-locking washer, inches / NORD-LOCK Vibratiebestendige wigborgring, inches / NORD-LOCK Rondelle de blocage résistant aux vibrations, impérial — NL1A

Material Steel
Surface treatment Delta Protekt®

NORD-LOCK

RoHS

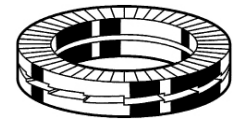

For nom. size	✉	Art.number	For nom. size	✉	Art.number	For nom. size	✉	Art.number
1/4	200	37979.063.001	1/2	200	37979.127.001	1 Inch	100	37979.254.001
3/8	200	37979.096.001	3/4	100	37979.191.001			

55438 NORD-LOCK Vibration proof wedge-locking washer, inches / NORD-LOCK Vibratiebestendige wigborgring, inches / NORD-LOCK Rondelle de blocage résistant aux vibrations, impérial — NL1A

Material Stainless steel A4

NORD-LOCK

RoHS

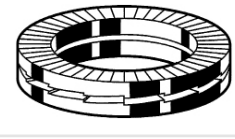

For nom. size	✉	Art.number	For nom. size	✉	Art.number	For nom. size	✉	Art.number
1/4	200	55438.063.001	1/2*	200	55438.127.001	1 Inch*	100	55438.254.001
3/8	200	55438.096.001	3/4	100	55438.191.001			

55464 NORD-LOCK Vibration proof wedge-locking washer, inches / NORD-LOCK Vibratiebestendige wigborgring, inches / NORD-LOCK Rondelle de blocage résistant aux vibrations, impérial — NL1A

Material Stainless steel 254 SMO®

NORD-LOCK

RoHS

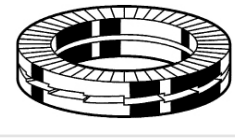

For nom. size	✉	Art.number	For nom. size	✉	Art.number	For nom. size	✉	Art.number
1/4*	200	55464.063.001	1/2*	200	55464.127.001	1 Inch*	100	55464.254.001
3/8*	200	55464.096.001	3/4*	100	55464.191.001			

Vibration proof wedge-locking washer with enlarged outer diameter, inches

Vibratiebestendige wigborgring met grote buitendiameter, inches / Rondelle de blocage résistant aux vibrations, série large, pouce

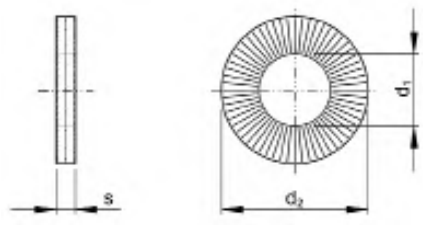

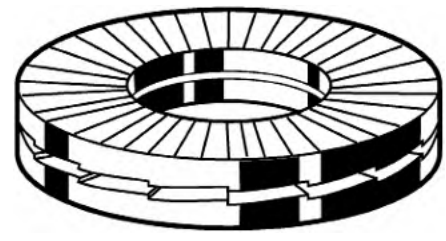

Technical Data

For nom. size	d_1	d_2	s (Set) 254 SMO	s (Set) A4	s (Set) Del pro
1/4	0.28	0.53	0.09	0.09	0.10
3/8	0.41	0.83	0.09	0.08	0.10
1/2	0.53	1	0.12	0.13	0.13
3/4	0.79	1.54	0.13	0.13	0.13
1 Inch	1.1	1.91	0.13	0.13	0.18

Article groups

Material	Surface treatment	Code	Page
St.	Delta Pro	37984	7-103
St.st. A4		55454	7-103
St.st. 254 SMO®		55466	7-103

37984 NORD-LOCK Vibration proof wedge-locking washer with enlarged outside diameter, inches / NORD-LOCK Vibratiebestendige wigborgring met grote buitendiameter, inches / NORD-LOCK Rondelle de blocage résistant aux vibrations, impérial, série large — NL1A

Material Steel
Surface treatment Delta Protekt®



For bolt size	✉	Art.number	For bolt size	✉	Art.number	For bolt size	✉	Art.number
1/4*	200	37984.063.013	1/2*	100	37984.127.025	1 Inch*	50	37984.254.048
3/8*	200	37984.096.021	3/4*	100	37984.191.039			

55454 NORD-LOCK Vibration proof wedge-locking washer with enlarged outside diameter, inches / NORD-LOCK Vibratiebestendige wigborgring met grote buitendiameter, inches / NORD-LOCK Rondelle de blocage résistant aux vibrations, impérial, série large — NL1A

Material Stainless steel A4



For bolt size	✉	Art.number	For bolt size	✉	Art.number	For bolt size	✉	Art.number
1/4*	200	55454.063.013	1/2*	100	55454.127.025	1 Inch*	50	55454.254.048
3/8*	200	55454.096.021	3/4*	100	55454.191.039			

55466 NORD-LOCK Vibration proof wedge-locking washer with enlarged outside diameter, inches / NORD-LOCK Vibratiebestendige wigborgring met grote buitendiameter, inches / NORD-LOCK Rondelle de blocage résistant aux vibrations, impérial, série large — NL1A

Material Stainless steel 254 SMO®



For bolt size	✉	Art.number	For bolt size	✉	Art.number	For bolt size	✉	Art.number
1/4*	200	55466.063.013	1/2*	100	55466.127.025	1 Inch*	50	55466.254.048
3/8*	200	55466.096.021	3/4*	100	55466.191.039			

FABORY

Retaining ring for hexagon bolts and nuts

Borgring voor zeskantbouten en -moeren / Bague de sûreté pour vis hexagonale et écrou hexagonal

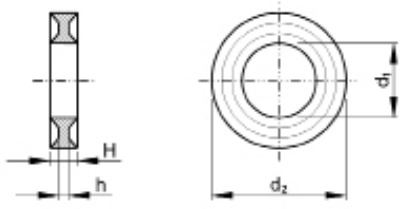

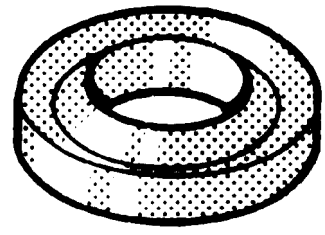

Technical Data

For nom. size	d_1	d_2	H	h
M3	3.2	8.0	2.2	0.8
M4	4.15	9.5	2.6	1
M5	5.15	10.6	3	1.2
M6	6.2	12.7	3.5	1.4
M7	7.1	14.5	3.8	1.5
M8	8.1	16.2	4	1.6
M10	10.2	19.6	4.5	1.8
M12	12.2	23.6	5	2
M14	14.2	25.4	5.5	2.1
M16	16.2	29.4	6	2.2
M18	18.2	35.1	6.5	2.3
M20	20.3	35.7	7	2.4
M22	22.5	41.6	7.5	2.5
M24	24.3	41.6	8	2.6
M27	27.3	47.3	8.5	2.7
M30	30.2	53.1	8.5	2.8
M33	33.2	57.7	9	3
M36	36.2	63.5	10	3.2
M39	39.2	69.3	11	3.4
M45	45.2	80.8	16	3.8

Article groups

Material	Class		Color	Code	Page
Plastic PA	6		White	37900	7-104
Plastic PA	6	large pack	White	37910	7-104

37900 **DUBO Retaining ring for hexagon bolts and nuts / Borgring voor zeskantbouten en -moeren / DUBO Bague de sûreté pour vis hexagonale et écrou hexagonal** **W15C**

Material Plastic Polyamide (nylon)
Class 6
Color White

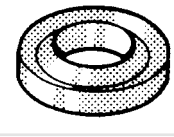

For nom. size	✉	Art.number	For nom. size	✉	Art.number	For nom. size	✉	Art.number
M3	100	37900.030.001	M10	100	37900.100.001	M22	10	37900.220.001
M4	100	37900.040.001	M12	50	37900.120.001	M24	10	37900.240.001
M5	100	37900.050.001	M14	50	37900.140.001	M27	10	37900.270.001
M6	100	37900.060.001	M16	50	37900.160.001	M30	5	37900.300.001
M7	100	37900.070.001	M18	25	37900.180.001	M33	5	37900.330.001
M8	100	37900.080.001	M20	25	37900.200.001	M36	5	37900.360.001

37910 **DUBO Retaining ring for hexagon bolts and nuts, large pack / Borgring voor zeskantbouten en -moeren, grootverpakking / DUBO Bague de sûreté pour vis hexagonale et écrou hexagonal, emballage grand** **W15C**

Material Plastic Polyamide (nylon)
Class 6
Color White

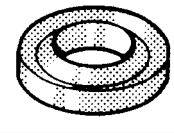

For nom. size	✉	Art.number	For nom. size	✉	Art.number	For nom. size	✉	Art.number
M4	1.000	37910.040.001	M8	1.000	37910.080.001	M12	500	37910.120.001
M5	1.000	37910.050.001	M10	1.000	37910.100.001	M16	250	37910.160.001
M6	1.000	37910.060.001						

Retaining ring for hexagon socket head cap screws

Borgring voor binnenzeskantschroeven met cilinderkop / Bague de sûreté pour vis à tête cylindrique à six pans creux

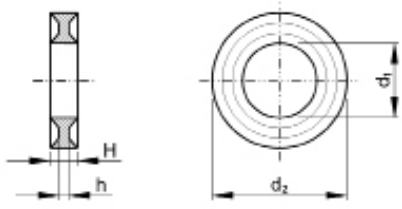



Technical Data

For nom. size	d_1	d_2	h	H
M4	4.1	7.7	0.8	2
M5	5.15	9.8	1.2	3
M6	6.5	10.5	1	2.5
M8	8.1	14.0	1.5	3.3
M10	10.2	17.0	1.5	3.8
M12	12.2	19.0	2	4.4
M14	14.2	23	2	5.2
M16	16.2	25	2	5.6
M20	20.2	31.5	2.5	6.5

37901 **DUBO Retaining ring for hexagon socket head cap screws / Borgring voor binnenzeskantschroeven met cilinderkop / DUBO Bague de sûreté pour vis à tête cylindrique à six pans creux** **W15C**

Material Plastic Polyamide (nylon)
Class 6
Color White



For nom. size	✉	Art.number	For nom. size	✉	Art.number	For nom. size	✉	Art.number
M4	100	37901.040.001	M8	100	37901.080.001	M14	50	37901.140.001
M5	100	37901.050.001	M10	100	37901.100.001	M16	50	37901.160.001
M6	100	37901.060.001	M12	50	37901.120.001	M20	25	37901.200.001

FABORY

Toothed collar ring

Tandschotelring / Rondelle cuvette d'arrêt à denture intérieure

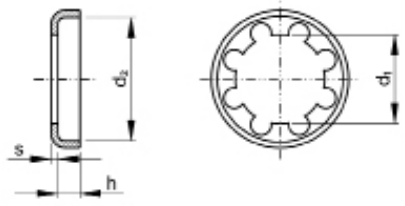



Technical Data

For nom. size	d_1	d_2	h	s
M4-M5	6.8	11.2	2.5	0.65
M6	9.0	13.2	3.4	0.75
M8	12.0	17.2	3.8	1
M10	13.5	21.3	4.2	1.5
M12	15.5	24.5	4.5	1.5
M16	21.0	31.25	5	1.75
M18-M20	26.0	37.5	5.5	1.75
M22-M24	30.5	44	6	2
M27	35.0	50.5	7	2
M30	40.0	56	7.5	2.5
M33	45.0	61	8	2.5
M36	50.0	67	8.3	2.75

7

37920 DUBO Toothed collar ring / DUBO Tandschotelring / DUBO Rondelle cuvette d'arrêt à denture intérieure **W15C**

Material Steel
Surface treatment Zinc plated





For nom. size	✉	Art.number	For nom. size	✉	Art.number	For nom. size	✉	Art.number
M4-5	100	37920.040.001	M12	50	37920.120.001	M22-24	25	37920.220.001
M6	100	37920.060.001	M16	50	37920.160.001	M27	10	37920.270.001
M8	100	37920.080.001	M18-20	25	37920.180.001	M30	5	37920.300.001
M10	100	37920.100.001						

Conical spring washer for bolted connections

Schotelveerring voor schroefdraadverbindingen / Rondelle cuvette emboutie pour assemblages vissés

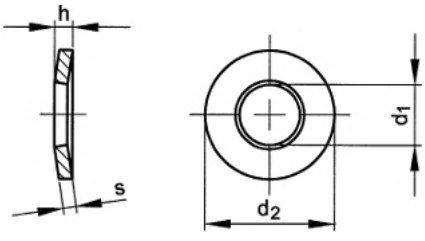

DIN 6796



Technical Data

For nom. size	d_1 (H14)	d_2 (h14)	h (max.)	s
M2.5	2.7	6	0.72	0.5
M3	3.2	7	0.85	0.6
M4	4.3	9	1.3	1
M5	5.3	11	1.55	1.2
M6	6.4	14	2	1.5
M8	8.4	18	2.6	2
M10	10.5	23	3.2	2.5
M12	13	29	3.95	3
M14	15	35	4.65	3.5
M16	17	39	5.25	4
M18	19	42	5.8	4.5
M20	21	45	6.4	5
M22	23	49	7.05	5.5
M24	25	56	7.75	6
M27	28	60	8.35	6.5
M30	31	70	9.2	7

Article groups

Material	Surface treatment	Code	Page
Spring steel		36270	7-107
Spring steel	Mec zpl yel Cr(VI)	36273	7-107
St.st. A2		51447	7-108
St.st. A4		55447	7-108

36270 **Conical spring washer for bolted connections / Schotelveerring voor schroefdraadverbindingen / Rondelle cuvette emboutie pour assemblages vissés** **L07C**

Material Spring steel



For nom. size	✉	Art.number	For nom. size	✉	Art.number	For nom. size	✉	Art.number
M3*	10.000	36270.030.001	M10	100	36270.100.001	M20	50	36270.200.001
M4	100	36270.040.001	M12	100	36270.120.001	M22	25	36270.220.001
M5	100	36270.050.001	M14	50	36270.140.001	M24	25	36270.240.001
M6	100	36270.060.001	M16	50	36270.160.001	M27*	50	36270.270.001
M8	100	36270.080.001	M18*	100	36270.180.001	M30	50	36270.300.001

- Warning: electroplating of these products may cause hydrogen embrittlement.

36273 **Conical spring washer for bolted connections / Schotelveerring voor schroefdraadverbindingen / Rondelle cuvette emboutie pour assemblages vissés** **L07C**

Material Spring steel
Surface treatment Mechanical zinc plated yellow chromated



For nom. size	✉	Art.number	For nom. size	✉	Art.number	For nom. size	✉	Art.number
M3	100	36273.030.001	M8	100	36273.080.001	M16	50	36273.160.001
M4	100	36273.040.001	M10	100	36273.100.001	M20	50	36273.200.001
M5	100	36273.050.001	M12	100	36273.120.001	M24	25	36273.240.001
M6	100	36273.060.001	M14	50	36273.140.001			

FABORY

51447	Conical spring washer for bolted connections / Schotelveerring voor schroefdraadverbindingen / Rondelle cuvette emboutie pour assemblages vissés	R05A

Material Stainless steel A2



For nom. size	✉	Art.number	For nom. size	✉	Art.number	For nom. size	✉	Art.number
M3*	500	51447.030.001	M10	200	51447.100.001	M18*	100	51447.180.001
M4	500	51447.040.001	M12	200	51447.120.001	M20*	100	51447.200.001
M5	500	51447.050.001	M14*	100	51447.140.001	M22*	50	51447.220.001
M6	500	51447.060.001	M16	100	51447.160.001	M24*	50	51447.240.001
M8	200	51447.080.001						

55447	Conical spring washer for bolted connections / Schotelveerring voor schroefdraadverbindingen / Rondelle cuvette emboutie pour assemblages vissés	R45A

Material Stainless steel A4



For nom. size	✉	Art.number	For nom. size	✉	Art.number	For nom. size	✉	Art.number
M3*	500	55447.030.001	M10	200	55447.100.001	M18*	100	55447.180.001
M4*	500	55447.040.001	M12	200	55447.120.001	M20*	100	55447.200.001
M5*	500	55447.050.001	M14*	100	55447.140.001	M22*	50	55447.220.001
M6	500	55447.060.001	M16	100	55447.160.001	M24*	50	55447.240.001
M8*	200	55447.080.001						

Disc spring series A

7

Schotelveer serie A / Rondelle ressort série A

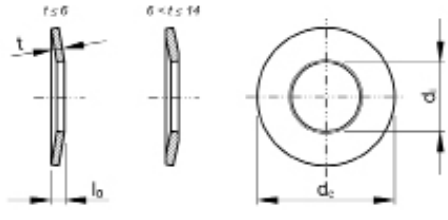

EN **16983 A**
DIN 2093 A



Technical Data

D_e (h12)	D_i (H12)	F	l_0	t	D_e (h12)	D_i (H12)	F	l_0	t
8	4.2	210	0.6	0.4	50	25.4	11976	4.1	3
10	5.2	325	0.75	0.5	56	28.5	11388	4.3	3
12.5	6.2	660	1	0.7	63	31	15025	4.9	3.5
14	7.2	797	1.1	0.8	71	36	20535	5.6	4
16	8.2	1013	1.25	0.9	80	41	33559	6.7	5
18	9.2	1254	1.4	1	90	46	31354	7	5
20	10.2	1521	1.55	1.1	100	51	48022	8.2	6
22.5	11.2	1929	1.75	1.25	112	57	43707	8.5	6
25	12.2	2696	2.05	1.5	140	72	85251	11.2	8 (7.5)
28	14.2	2841	2.15	1.5	160	82	138331	13.5	10 (9.4)
31.5	16.3	3871	2.45	1.75	180	92	125417	14	10 (9.4)
35.5	18.3	5187	2.8	2	225	112	171016	17	12 (11.25)
40	20.4	6500	3.15	2.25	250	127	248828	19.6	14 (13.1)
45	22.4	7716	3.5	2.5					

- *F* = spring load in Newton at a deflection $s \approx 0{,}75\ h_0$ ($h_0 = l_0 - t$).
- The values specified for *t* are nominal values. In the case of springs with $6 < t \leq 14$ the desired spring load *F* is to be obtained by reducing the thickness of single disc springs *t* to the values between brackets.
- Refer to EN 16984 for calculation of disc springs.
- Extensive technical data available on request.

36300 **Disc spring series A / Schotelveer serie A / Rondelle ressort série A** **L07C**

Material Steel acc. to EN 16983
Surface treatment Phosphated



D_e x D_i x t	✉	Art.number	D_e x D_i x t	✉	Art.number	D_e x D_i x t	✉	Art.number
8X4,2X0,4MM	100	36300.084.004	28X14,2X1,5MM	50	36300.294.015	80X41X5MM	1	36300.841.050
10X5,2X0,5MM	100	36300.105.005	31,5X16,3X1,75MM	50	36300.331.017	90X46X5MM	1	36300.946.050
12,5X6,2X0,7MM	100	36300.131.007	35,5X18,3X2MM	25	36300.373.020	100X51X6MM	1	36300.960.060
14X7,2X0,8MM	100	36300.147.008	40X20,4X2,25MM	25	36300.420.022	112X57X6MM	1	36300.968.060
16X8,2X0,9MM	100	36300.168.009	45X22,4X2,5MM	10	36300.472.025	140X72,0X8,0MM*	1	36300.976.080
18X9,2X1MM	100	36300.189.010	50X25,4X3MM	10	36300.525.030	160X82,0X10,0MM*	5	36300.985.100
20X10,2X1,1MM	50	36300.210.011	56X28,5X3MM	10	36300.588.030	180X92,0X10,0MM*	1	36300.988.100
22,5X11,2X1,25MM	50	36300.236.012	63X31X3,5MM	5	36300.661.035	225X112,0X12,0MM*	1	36300.994.120
25X12,2X1,5MM	50	36300.262.015	71X36X4MM	5	36300.746.040	250X127,0X14,0MM*	1	36300.996.140

- Warning: electroplating of these products may cause hydrogen embrittlement.

Disc spring series B

Schotelveer serie B / Rondelle ressort série B

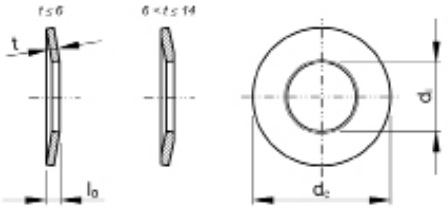

EN **16983 B**
DIN 2093 B



7

Technical Data

D_e (h12)	D_i (H12)	F	l_0	t	D_e (h12)	D_i (H12)	F	l_0	t
8	4.2	118	0.55	0.3	**50**	25.4	4762	3.4	2
10	5.2	209	0.7	0.4	**56**	28.5	4438	3.6	2
12.5	6.2	294	0.85	0.5	**63**	31	7188	4.25	2.5
14	7.2	279	0.9	0.5	**71**	36	6725	4.5	2.5
16	8.2	410	1.05	0.6	**80**	41	10518	5.3	3
18	9.2	566	1.2	0.7	**90**	46	14161	6	3.5
20	10.2	748	1.35	0.8	**100**	51	13070	6.3	3.5
22.5	11.2	707	1.45	0.8	**112**	57	17752	7.2	4
25	12.2	862	1.6	0.9	**140**	72	27920	9	5
28	14.2	1107	1.8	1	**160**	82	41008	10.5	6
31.5	16.3	1913	2.15	1.25	**180**	92	37502	11.1	6
35.5	18.3	1699	2.25	1.25	**225**	112	70749	14.5	8 (7.5)
40	20.4	2622	2.65	1.5	**250**	127	119050	17	10 (9.4)
45	22.4	3646	3.05	1.75					

- *F* = spring load in Newton at a deflection $s \approx 0{,}75\ h_0$ ($h_0 = l_0 - t$).
- The values specified for *t* are nominal values. In the case of springs with $6 < t \leq 14$ the desired spring load *F* is to be obtained by reducing the thickness of single disc springs *t* to the values between brackets.
- Refer to EN 16984 for calculation of disc springs.
- Extensive technical data available on request.

36302 **Disc spring series B / Schotelveer serie B / Rondelle ressort série B** **L07C**

Material Steel acc. to EN 16983
Surface treatment Phosphated



D_e x D_i x t	✉	Art.number	D_e x D_i x t	✉	Art.number	D_e x D_i x t	✉	Art.number
8X4,2X0,3MM	100	36302.084.003	28X14,2X1MM	50	36302.294.010	80X41X3MM	5	36302.841.030
10X5,2X0,4MM	100	36302.105.004	31,5X16,3X1,25MM	50	36302.331.012	90X46X3,5MM	5	36302.946.035
12,5X6,2X0,5MM	100	36302.131.005	35,5X18,3X1,25MM	25	36302.373.012	100X51X3,5MM	5	36302.960.035
14X7,2X0,5MM	100	36302.147.005	40X20,4X1,5MM	25	36302.420.015	112X57X4MM	5	36302.968.040
16X8,2X0,6MM	100	36302.168.006	45X22,4X1,75MM	10	36302.472.017	140X72,0X5,0MM*	2	36302.976.050
18X9,2X0,7MM	100	36302.189.007	50X25,4X2MM	10	36302.525.020	160X82,0X6,0MM*	2	36302.985.060
20X10,2X0,8MM	50	36302.210.008	56X28,5X2MM	10	36302.588.020	180X92,0X6,0MM*	2	36302.988.060
22,5X11,2X0,8MM	50	36302.236.008	63X31X2,5MM	5	36302.661.025	225X112,0X8,0MM*	2	36302.994.080
25X12,2X0,9MM	50	36302.262.009	71X36X2,5MM	5	36302.746.025	250X127,0X10,0MM*	2	36302.996.100

- Warning: electroplating of these products may cause hydrogen embrittlement.

FABORY

Disc spring series C

Schotelveer serie C / Rondelle ressort série C

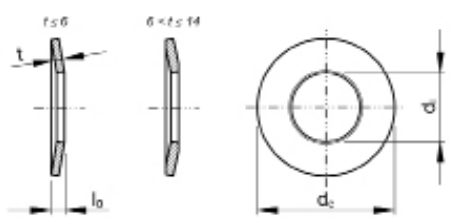

EN **16983 C**
DIN 2093 C



Technical Data

D_e (h12)	D_i (H12)	F	l_0	t	D_e (h12)	D_i (H12)	F	l_0	t
8	4.2	39	0.45	0.2	**50**	25.4	1550	2.85	1.25
10	5.2	58	0.55	0.25	**56**	28.5	2622	3.45	1.5
12.5	6.2	151	0.8	0.35	**63**	31	4238	4.15	1.8
14	7.2	123	0.8	0.35	**71**	36	5144	4.6	2
16	8.2	154	0.9	0.4	**80**	41	6613	5.2	2.25
18	9.2	214	1.05	0.45	**90**	46	7684	5.7	2.5
20	10.2	254	1.15	0.5	**100**	51	8609	6.2	2.7
22.5	11.2	426	1.4	0.6	**112**	57	10489	6.9	3
25	12.2	600	1.6	0.7	**125**	64	15416	8	3.5
28	14.2	801	1.8	0.8	**140**	72	17195	8.7	3.8
31.5	16.3	687	1.85	0.8	**160**	82	21843	9.9	4.3
35.5	18.3	852	2.05	0.9	**180**	92	26442	11	4.8
40	20.4	1017	2.3	1	**200**	102	36111	12.5	5.5
45	22.4	1891	2.85	1.25	**225**	112	44580	13.6	6.5 (6.2)

7

- *F* = spring load in Newton at a deflection $s \approx 0{,}75\ h_0$ ($h_0 = l_0 - t$).
- The values specified for *t* are nominal values. In the case of springs with $6 < t \leq 14$ the desired spring load *F* is to be obtained by reducing the thickness of single disc springs *t* to the values between brackets.
- Refer to EN 16984 for calculation of disc springs.
- Extensive technical data available on request.

36303 **Disc spring series C / Schotelveer serie C / Rondelle ressort série C** **L07C**

Material Steel acc. to EN 16983
Surface treatment Phosphated



D_e x D_i x t	✉	Art.number	D_e x D_i x t	✉	Art.number	D_e x D_i x t	✉	Art.number
8X4,2X0,2MM	100	36303.084.002	31,5X16,3X0,8MM	50	36303.331.008	90X46X2,5MM	1	36303.946.025
10X5,2X0,25MM	100	36303.105.002	35,5X18,3X0,9MM	25	36303.373.009	100X51X2,7MM	1	36303.960.027
12,5X6,2X0,35MM	100	36303.131.003	40X20,4X1MM	25	36303.420.010	140X72,0X3,8MM*	1	36303.962.038
14X7,2X0,35MM	100	36303.147.003	45X22,4X1,25MM	10	36303.472.012	112X57X3MM	1	36303.968.030
16X8,2X0,4MM	100	36303.168.004	50X25,4X1,25MM	10	36303.525.012	125X64X3,5MM	1	36303.970.035
18X9,2X0,45MM	100	36303.189.004	56X28,5X1,5MM	10	36303.588.015	160X82,0X4,3MM*	1	36303.985.043
20X10,2X0,5MM	50	36303.210.005	63X31X1,8MM	5	36303.661.018	180X92,0X4,8MM*	1	36303.988.048
22,5X11,2X0,6MM	50	36303.236.006	71X36X2MM	5	36303.746.020	200X102,0X5,5MM*	1	36303.992.055
25X12,2X0,7MM	50	36303.262.007	80X41X2,25MM	1	36303.841.022	225X112,0X6,5MM*	1	36303.994.065
28X14,2X0,8MM	50	36303.294.008						

- Warning: electroplating of these products may cause hydrogen embrittlement.

Disc spring type A (heavy)

Schotelveer type A (zwaar) / Rondelle ressort type A (lourd)

DIN ≈2093 A/C

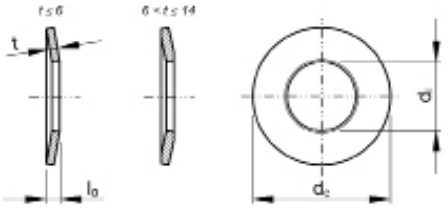



Technical Data

D_e (h12)	D_i (H12)	F	l_0	t	D_e (h12)	D_i (H12)	F	l_0	t
8	4.2	192	0.6	-	**21-9**	10.2	-	1.4	0.9
8-3	4.2	-	0.55	0.3	**21-10**	10.2	-	1.55	1.0
8-5	3.2	-	0.7	0.5	**20-5**	8.2	-	1.15	0.5
10	5.2	298	0.75	-	**29-10**	14.2	-	1.8	1.0
10-4	5.2	-	0.7	0.4	**22.5**	11.2	1402	1.75	-
12	5.2	350	0.9	-	**25**	12.2	1931	1.9	-
12-1	6.2	547	0.95	-	**26-9**	12.2	-	1.6	0.9
12-4	8.2	-	1.25	0.4	**28**	14.2	2004	2.15	-
12-5	4.2	-	0.8	0.5	**31.5**	16.3	2745	2.3	-
12.5	6.2	499	0.95	-	**33-12**	16.3	-	2	1.25
12.6	6.2	-	0.85	0.5	**35.5**	18.3	4200	2.65	-
13-5	6.2	-	0.85	0.5	**37-12**	18.3	-	2.15	1.25
14	7.2	730	1.1	-	**40**	20.4	932	2.3	-
15	8.2	-	1.25	0.8	**40-1**	20.4	4630	2.95	-
16	8.2	928	1.25	-	**42-15**	20.4	-	2.45	1.5
16-4	8.2	-	1.05	0.4	**42-20**	20.4	-	2.8	2.0
16-6	8.2	-	1.25	0.6	**45**	22.4	5719	3.3	-
18	9.2	1149	1.4	-	**50**	25.4	9212	3.85	-
18-6	6.2	-	1.2	0.4	**56**	28.5	9134	4.05	-
18-7	9.2	-	1.4	0.7	**71**	36	16626	5.6	-
20	10.2	1394	1.55	-	**80**	41	25845	6.7	-
21-6	10.2	-	1.2	0.6	**100**	51	37336	8.2	-
21-8	10.2	-	1.35	0.8					

- Disc springs acc. to » DIN 2093 A are mostly used in critical applications with safety first. Similar applications can be found in for example safety torque limiter clutches, hinge stiffeners and applications of constant roll pressure. Because of the right combination c.q. stacking of the disc springs the elasticity and/or deflection can be dosed accurately. The technical specifications of the disc springs above meet the highest expectations with reference to the static and dynamic load. Heat treatment gives a copper-bronze colour to this disc springs.
- D_e(h12) 8-10-12,5-14-16-18-20-22,5-25-28-31,5-40 X 12 CrNi 17 7 (Werkstoffnr. 1.4310).
- D_e(h12) 35,5-50-56-71 X 35 CrMo 17 (Werkstoffno. 1.4122).
- D_e(h12) 45 X 7 CrNiAl 17 7 (Werkstoffno. 1.4568).
- D_e(h12) 80-100 X 22 CrMoV 12 1 (Werkstoffno. 1.4923).
- F = spring force in Newton at a deflection s = 0,75 h_o(h_o = L_o – t).
- D_e(h12)=40, t=1 ATTENTION: acc. to ≈ DIN 2993 C standardised: execution 'light'.
- For the calculation of disc springs, see DIN 2092.

Examples of application

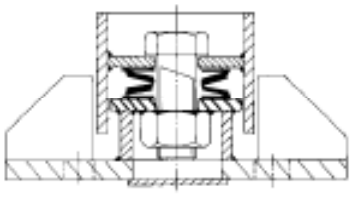

Shock absorption

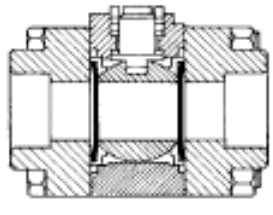

Ball valve

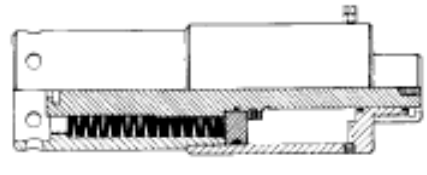

Power switch

FABORY

51448	Disc spring type A (heavy) / Schotelveer type A (zwaar) / Rondelle ressort type A (lourd)	R09A
Material	Stainless spring steel A2 (1.4310)	



D_e x D_i x t	✉	Art.number	D_e x D_i x t	✉	Art.number	D_e x D_i x t	✉	Art.number
8X3,2X0,5MM*	200	51448.083.005	16X8,2X0,6MM*	100	51448.168.006	28X14,2X1,0MM*	50	51448.294.010
8X4,2X0,3MM*	200	51448.084.003	16X8,2X0,9MM	50	51448.168.009	28X14,2X1,5MM	25	51448.294.015
8X4,2X0,4MM	50	51448.084.004	18X6,2X0,4MM*	100	51448.186.004	31,5X16,3X1,25MM*	50	51448.331.012
10X5,2X0,4MM	200	51448.105.004	18X9,2X0,7MM*	100	51448.189.007	31,5X16,3X1,75MM	25	51448.331.017
10X5,2X0,5MM	50	51448.105.005	18X9,2X1,0MM	50	51448.189.010	35,5X18,3X1,25MM*	50	51448.373.012
12X4,2X0,4MM*	200	51448.124.004	20X8,2X0,5MM*	100	51448.208.005	35,5X18,3X2,0MM	10	51448.373.020
12X4,2X0,5MM*	200	51448.124.005	20X10,2X0,6MM	100	51448.210.006	40X20,4X1,0MM	10	51448.420.010
12X5,2X0,5MM	50	51448.125.005	20X10,2X0,8MM*	100	51448.210.008	40X20,4X1,5MM*	25	51448.420.015
12X6,2X0,5MM	200	51448.126.005	20X10,2X0,9MM	100	51448.210.009	40X20,4X2,0MM	25	51448.420.020
12,5X6,2X0,5MM*	200	51448.131.005	20X10,2X1,0MM*	100	51448.210.010	40X20,4X2,25MM	10	51448.420.022
12,5X6,2X0,7MM	50	51448.131.007	20X10,2X1,1MM	25	51448.210.011	45X22,4X2,5MM	5	51448.472.025
14X7,2X0,8MM	50	51448.147.008	22,5X11,2X1,25MM	25	51448.236.012	50X25,4X3,0MM	5	51448.520.030
15X8,2X0,8MM*	100	51448.158.008	25X12,2X0,9MM	50	51448.262.009	56X28,5X3,0MM	5	51448.588.030
16X8,2X0,4MM*	100	51448.168.004	25X12,2X1,5MM	25	51448.262.015	71X36,0X4,0MM	1	51448.746.040

Disc spring

Schotelveer / Rondelle ressort

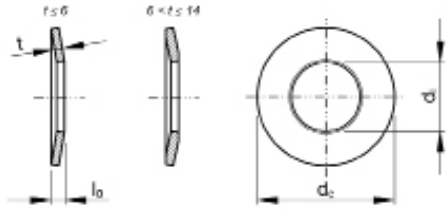

DIN **2093**
NF E25-104



7

Technical Data

D_e (h12)	D_i (H12)	F	l_0	t	Type	D_e (h12)	D_i (H12)	F	l_0	t	Type
6	3.2	119	0.45	0.3	-	15	5.2	555	1.1	0.7	-
8	3.2	26	0.4	0.2	-	15	6.2	289	1	0.5	-
8	3.2	104	0.55	0.3	-	15	6.2	423	1.05	0.6	-
8	3.2	185	0.6	0.4	-	15	6.2	577	1.1	0.7	-
8	3.2	357	0.7	0.5	-	15	8.2	665	1.1	0.7	-
8	4.2	39	0.45	0.2	C	15	8.2	982	1.2	0.8	-
8	4.2	118	0.55	0.3	B	15	5.2	175.5	0.95	0.4	-
8	4.2	209	0.6	0.4	A	16	8.2	154	0.9	0.4	C
10	3.2	98	0.65	0.3	-	16	8.2	410	1.05	0.6	B
10	3.2	179	0.7	0.4	-	16	8.2	1012	1.25	0.9	A
10	3.2	278	0.75	0.5	-	18	6.2	139	1	0.4	-
10	4.2	189	0.7	0.4	-	18	6.2	245	1.1	0.5	-
10	4.2	294	0.75	0.5	-	18	6.2	400	1.2	0.6	-
10	5.2	58	0.55	0.25	C	18	6.2	552	1.25	0.7	-
10	5.2	209	0.7	0.4	B	18	6.2	725	1.3	0.8	-
10	5.2	325	0.75	0.5	A	18	8.2	265	1.1	0.5	-
10	-	-	-	-	-	18	8.2	596	1.25	0.7	-
10	4.2	502.3	0.85	0.6	-	18	8.2	782	1.3	0.8	-
12	4.2	178	0.8	0.4	-	18	8.2	1501	1.5	1	-
12	4.2	284	0.85	0.5	-	18	9.2	214	1.05	0.45	C
12	5.2	349	0.9	0.5	-	18	9.2	566	1.2	0.7	B
12	5.2	506	0.95	0.6	-	18	9.2	1253	1.4	1	A
12	6.2	326	0.85	0.5	-	20	8.2	412	1.3	0.6	-
12	6.2	551	0.95	0.6	-	20	8.2	568	1.35	0.7	-
12	4.2	556.8	1	0.6	-	20	8.2	751	1.4	0.8	-
12.5	5.2	272	0.85	0.5	-	20	8.2	953	1.45	0.9	-
12.5	6.2	151	0.8	0.35	C	20	8.2	1294	1.55	1	-
12.5	6.2	293	0.85	0.5	B	20	10.2	254	1.15	0.5	C
12.5	6.2	659	1	0.7	A	20	10.2	748	1.35	0.8	B
14	7.2	123	0.8	0.35	C	20	10.2	1049	1.45	0.9	-
14	7.2	279	0.9	0.5	B	20	10.2	1424	1.55	1	-
14	7.2	796	1.1	0.8	A	20	10.2	1520	1.55	1.1	A
15	5.2	278	1	0.5	-	20	10.2	2475	1.75	1.25	-
15	5.2	407	1.05	0.6	-	20	10.2	4255	2	1.5	-

Go to www.fabory.com for all your tools, safety and metalworking products

Technical Data

D_e (h12)	D_i (H12)	F	l_0	t	Type
20	8.2	230.8	1.15	0.5	-
20	10.2	98.5	0.9	0.4	-
22.5	11.2	425	1.4	0.6	C
22.5	11.2	707	1.45	0.8	B
22.5	11.2	1928	1.75	1.25	A
23	8.2	543	1.5	0.7	-
23	8.2	718	1.55	0.8	-
23	8.2	918	1.6	0.9	-
23	8.2	1239	1.7	1	-
23	10.2	1057	1.65	0.9	-
23	10.2	1315	1.7	1	-
23	12.2	2330	1.85	1.25	-
23	12.2	3295	2	1.5	-
23	12.2	1217	1.6	1	-
25	12.2	569	1.6	0.7	C
25	12.2	862	1.6	0.9	B
25	12.2	1358	1.8	1	-
25	12.2	2213	1.95	1.25	-
25	12.2	2924	2.05	1.5	A
28	10.2	661	1.75	0.8	-
28	10.2	1129	1.9	1	-
28	10.2	1852	2.05	1.25	-
28	10.2	2721	2.2	1.5	-
28	12.2	1267	1.95	1	-
28	12.2	2081	2.1	1.25	-
28	12.2	3075	2.25	1.5	-
28	14.2	801	1.8	0.8	C
28	14.2	1107	1.8	1	B
28	14.2	2238	2.1	1.25	-
28	14.2	2839	2.15	1.5	A
31.5	12.2	1170	2.1	1	-
31.5	12.2	1805	2.2	1.25	-
31.5	12.2	2690	2.35	1.5	-
31.5	16.3	687	1.85	0.8	C
31.5	16.3	1912	2.15	1.25	B
31.5	16.3	3228	2.4	1.5	-
31.5	16.3	3859	2.45	1.75	A
31.5	16.3	6170	2.75	2	-
31.7	20.4	36	0.8	0.45	-
34	12.2	1172	2.25	1	-
34	12.2	1814	2.35	1.25	-
34	12.2	2719	2.5	1.5	-
34	14.2	1988	2.4	1.25	-
34	14.2	2982	2.55	1.5	-
34	16.3	3153	2.55	1.5	-
34	16.3	5779	2.85	2	-
34	12.3	1110	2.2	1	-
34	12.3	2024	2.45	1.25	-
34	12.3	3363	2.7	1.5	-
34	14.3	1993	2.4	1.25	-
34	14.3	2990	2.55	1.5	-
35.5	18.3	832	2.05	0.9	C
35.5	18.3	1698	2.5	1.25	B
35.5	18.3	5184	2.8	2	A
40	14.2	1779	2.65	1.25	-
40	14.3	2544	2.75	1.5	-
40	14.2	4766	3.05	2	-
40	16.3	2748	2.8	1.5	-
40	16.3	5166	3.1	2	-
40	20.4	1016	2.3	1	C
40	20.4	2620	2.65	1.5	B
40	20.4	5698	3.1	2	-
40	20.4	6497	3.15	2.25	A
40	20.4	9384	3.45	2.5	-
40	14.3	4119	3.05	1.75	-
40	16.3	4435	3.1	1.75	-
40	18.3	5656	3.15	2	-
45	22.4	1890	2.85	1.25	C

Technical Data

D_e (h12)	D_i (H12)	F	l_0	t	Type
45	22.4	3644	3.05	1.75	B
45	22.4	7712	3.5	2.5	A
46.5	30.5	88	1.2	0.6	-
48	16.3	2195	3	1.5	-
50	18.4	4564	3.5	2	-
50	20.4	4685	3.5	2	-
50	22.4	5219	3.6	2	-
50	22.4	8505	3.9	2.5	-
50	25.4	1549	2.85	1.25	C
50	25.4	4760	3.4	2	B
50	25.4	9058	3.9	2.5	-
50	25.4	11970	4.1	3	A
50	18.4	1375	2.85	1.25	-
50	18.4	2319	3.15	1.5	-
50	18.4	9643	4.15	2.5	-
50	18.4	11630	4.2	3	-
50	20.4	7919	3.85	2.5	-
50	25.4	2512	3.1	1.5	-
50	25.4	7217	3.75	2.25	-
56	28.5	2621	3.45	1.5	C
56	28.5	4436	3.6	2	B
56	28.5	11382	4.3	3	A
56	28.5	8978	4.2	2.5	-
60	20.4	7293	4.3	2.5	-
60	20.4	11569	4.7	3	-
60	25.4	8159	4.4	2.5	-
60	25.4	11762	4.65	3	-
60	30.5	9430	4.5	2.5	-
60	30.5	13219	4.7	3	-
60	30.5	18143	5	3.5	-
60	20.5	5026	4.2	2	-
60	20.5	15465	5.2	3	-
60	30.5	12356	4.75	2.75	-
63	31	4236	4.15	1.8	C
63	31	7185	4.25	2.5	B
63	31	15017	4.9	3.5	A
63	31	11772	4.7	3	-
70	25.5	4435	4.5	2	-
70	30.5	11420	5.1	3	-
70	35.5	12281	5.1	3	-
70	35.5	23923	5.8	4	-
70	40.5	23338	5.6	4	-
70	40.5	33653	6.2	5	-
70	24.5	12007	5.3	3	-
70	24.5	20495	6	3.5	-
70	30.5	8031	4.9	2.5	-
70	35.5	16177	5.3	3.5	-
71	36	5141	4.6	2	C
71	36	6722	4.5	2.5	B
71	36	20524	5.6	4	A
80	31	10346	5.5	3	-
80	36	11912	5.7	3	-
80	36	21388	6.2	4	-
80	41	6609	5.2	2.25	C
80	41	10512	5.3	3	B
80	41	22861	6.2	4	-
80	41	33541	6.7	5	A
80	30.5	7211	5.3	2.5	-
80	31	19394	6.1	4	-
90	46	7680	5.7	2.5	C
90	46	14153	6	3.5	B
90	46	31337	7	5	A
100	41	20240	7.2	4	-
100	51	8604	6.2	2.7	C
100	51	13063	6.3	3.5	B
100	51	36319	7.8	5	-
100	51	47995	8.2	6	A
100	51	75840	9.2	6.55	-

FABORY

Technical Data					
D_e (h12)	D_i (H12)	F	l_0	t	Type
112	57	17743	7.2	4	B
112	57	43683	8.5	6	A
112	57	10489	6.9	3	-
125	51	19817	8.5	4	-
125	51	30669	8.9	5	-
125	51	44307	9.4	6	-
125	61	50722	9.6	6	-
125	64	15416	8	3.5	-
125	64	52155	9.6	6	-
125	64	67216	10	6.55	-
125	61	93577	10.9	7.5	-
125	71	124124	11.8	9.3	-
150	61	45456	10.8	6	-
150	81	97319	12	7.5	-

Technical Data					
D_e (h12)	D_i (H12)	F	l_0	t	Type
150	61	31041	10.3	5	-
150	61	70442	11.8	6.55	-
150	71	48749	10.85	6	-
150	71	91060	12.05	7.5	-
150	81	158300	13.4	9.4	-
160	82	183518	14.5	10.2	-
180	92	237883	16.5	12.1	-
200	82	78034	14.2	7.5	-
200	82	129445	15.5	9.4	-
200	82	182737	16.6	11.25	-
200	92	137688	15.6	9.4	-
200	92	267227	18.1	13.05	-
200	112	195830	16.2	11.25	-
200	112	415725	19.8	14.8	-

- The disc springs mentioned above acc. to ≈ DIN 2093 are suitable for general use. For more critical applications it is advised to choose disc springs from the article groups 36300, 36302, 36303 and 36450.
- Group 1: t < 1,25 from steel C67S
- Group 2: 1,25 ≤ t ≤ 6,0 from steel 51 Cr V4 (edges of these disc springs are not machined).
- F = spring force in Newton at a deflection s ≈ 0,75 h_o(h_o= L_o- t).
- Type A: execution heavy (D_e/t ≈ 18).
- Type B: execution medium (D_e/t ≈ 28).
- Type C: execution light (D_e/t ≈ 40).
- If the type is not mentioned, the concerning dimension is not DIN standardised.
- For the calculation of disc springs, see DIN 2092.

36307 Disc spring / Schotelveer / Rondelle ressort **L07C**

Material Spring steel
Surface treatment Phosphated



7

D_e x D_i x t	✉	Art.number	D_e x D_i x t	✉	Art.number	D_e x D_i x t	✉	Art.number
6X3,2X0,3MM	100	36307.063.003	18X6,2X0,5MM	100	36307.186.005	28X10,2X1,5MM	50	36307.290.015
8X3,2X0,2MM	100	36307.083.002	18X6,2X0,6MM	100	36307.186.006	28X12,2X1MM	50	36307.292.010
8X3,2X0,3MM	100	36307.083.003	18X6,2X0,7MM	100	36307.186.007	28X12,2X1,25MM	50	36307.292.012
8X3,2X0,4MM	100	36307.083.004	18X6,2X0,8MM	100	36307.186.008	28X12,2X1,5MM	50	36307.292.015
8X3,2X0,5MM	100	36307.083.005	18X8,2X0,5MM	100	36307.188.005	28X14,2X0,8MM	50	36307.294.008
8X4,2X0,2MM	100	36307.084.002	18X8,2X0,7MM	100	36307.188.007	28X14,2X1MM	50	36307.294.010
8X4,2X0,3MM	100	36307.084.003	18X8,2X0,8MM	100	36307.188.008	28X14,2X1,25MM	50	36307.294.012
8X4,2X0,4MM	100	36307.084.004	18X8,2X1MM	100	36307.188.010	28X14,2X1,5MM	50	36307.294.015
10X3,2X0,3MM*	200	36307.103.003	18X9,2X0,45MM	100	36307.189.004	31,5X12,2X1MM	50	36307.327.010
10X3,2X0,4MM	100	36307.103.004	18X9,2X0,7MM	100	36307.189.007	31,5X12,2X1,25MM	50	36307.327.012
10X3,2X0,5MM	100	36307.103.005	18X9,2X1MM	100	36307.189.010	31,5X12,2X1,5MM	50	36307.327.015
10X4,2X0,4MM	100	36307.104.004	20X8,2X0,5MM*	200	36307.208.005	31,5X16,3X0,8MM	50	36307.331.008
10X4,2X0,5MM	100	36307.104.005	20X8,2X0,6MM	50	36307.208.006	31,5X16,3X1,25MM	50	36307.331.012
10X4,2X0,6MM*	200	36307.104.006	20X8,2X0,7MM	50	36307.208.007	31,5X16,3X1,5MM	50	36307.331.015
10X5,2X0,25MM	100	36307.105.002	20X8,2X0,8MM	50	36307.208.008	31,5X16,3X1,75MM	50	36307.331.017
10X5,2X0,4MM	100	36307.105.004	20X8,2X0,9MM	50	36307.208.009	31,5X16,3X2MM	50	36307.331.020
10X5,2X0,5MM	100	36307.105.005	20X8,2X1MM	50	36307.208.010	31,7X20,4X0,4MM*	100	36307.332.004
12X4,2X0,4MM	100	36307.124.004	20X10,2X0,4MM*	200	36307.210.004	34X12,2X1MM	25	36307.352.010
12X4,2X0,5MM	100	36307.124.005	20X10,2X0,5MM	50	36307.210.005	34X12,2X1,25MM	25	36307.352.012
12X4,2X0,6MM	200	36307.124.006	20X10,2X0,8MM	50	36307.210.008	34X12,2X1,5MM	25	36307.352.015
12X5,2X0,5MM	100	36307.125.005	20X10,2X0,9MM	50	36307.210.009	34X12,3X1,0MM*	100	36307.353.010
12X5,2X0,6MM	100	36307.125.006	20X10,2X1MM	50	36307.210.010	34X12,3X1,25MM*	200	36307.353.012
12X6,2X0,5MM	100	36307.126.005	20X10,2X1,1MM	50	36307.210.011	34X12,3X1,5MM*	100	36307.353.015
12X6,2X0,6MM	100	36307.126.006	20X10,2X1,25MM	50	36307.210.012	34X14,2X1,25MM	25	36307.354.012
12,5X5,2X0,5	100	36307.130.005	20X10,2X1,5MM	50	36307.210.015	34X14,2X1,5MM	25	36307.354.015
12,5X6,2X0,35MM	100	36307.131.003	22,5X11,2X0,6MM	50	36307.236.006	34X14,3X1,25MM*	200	36307.355.012
12,5X6,2X0,5MM	100	36307.131.005	22,5X11,2X0,8MM	50	36307.236.008	34X14,3X1,5MM*	100	36307.355.015
12,5X6,2X0,7MM	100	36307.131.007	22,5X11,2X1,25MM	50	36307.236.012	34X16,3X1,5MM	25	36307.356.015
14X7,2X0,35MM	100	36307.147.003	23X8,2X0,7MM	50	36307.238.007	34X16,3X2MM	25	36307.356.020
14X7,2X0,5MM	100	36307.147.005	23X8,2X0,8MM	50	36307.238.008	35,5X18,3X0,9M	25	36307.373.009
14X7,2X0,8MM	100	36307.147.008	23X8,2X0,9MM	50	36307.238.009	35,5X18,3X1,25MM	25	36307.373.012
15X5,2X0,4MM*	200	36307.155.004	23X8,2X1MM	50	36307.238.010	35,5X18,3X2MM	25	36307.373.020
15X5,2X0,5MM	100	36307.155.005	23X10,2X0,9MM	50	36307.240.009	40X14,2X1,25MM	25	36307.414.012
15X5,2X0,6MM	100	36307.155.006	23X10,2X1MM	50	36307.240.010	40X14,3X1,5MM	25	36307.414.015
15X5,2X0,7MM	100	36307.155.007	23X12,2X1,0MM	200	36307.242.010	40X14,3X1,75MM*	100	36307.414.017
15X6,2X0,5MM	100	36307.156.005	23X12,2X1,25MM	50	36307.242.012	40X14,3X2MM	25	36307.414.020
15X6,2X0,6MM	100	36307.156.006	23X12,2X1,5MM	50	36307.242.015	40X16,3X1,5MM	25	36307.416.015
15X6,2X0,7MM	100	36307.156.007	25X12,2X0,7MM	50	36307.262.007	40X16,3X1,75MM*	100	36307.416.017
15X8,2X0,7MM	100	36307.158.007	25X12,2X0,9MM	50	36307.262.009	40X16,3X2MM	25	36307.416.020
15X8,2X0,8MM	100	36307.158.008	25X12,2X1,25MM	50	36307.262.012	40X18,3X2,0MM*	100	36307.417.020
16X8,2X0,4MM	100	36307.168.004	25X12,2X1,5MM	50	36307.262.015	40X20,4X1MM	25	36307.420.010
16X8,2X0,6MM	100	36307.168.006	28X10,2X0,8MM	50	36307.290.008	40X20,4X1,5MM	25	36307.420.015
16X8,2X0,9MM	100	36307.168.009	28X10,2X1MM	50	36307.290.010	40X20,4X2MM	25	36307.420.020
18X6,2X0,4MM	100	36307.186.004	28X10,2X1,25MM	50	36307.290.012	40X20,4X2,25MM	25	36307.420.022

36307 Disc spring / Schotelveer / Rondelle ressort ←

D_e x D_i x t	✉	Art.number	D_e x D_i x t	✉	Art.number	D_e x D_i x t	✉	Art.number
40X20,4X2,5MM	25	36307.420.025	60X30,5X3,5MM	5	36307.630.035	100X51X5MM	5	36307.960.050
45X22,4X1,25MM	10	36307.472.012	63X31X1,8MM	5	36307.661.018	100X51X6MM	2	36307.960.060
45X22,4X1,75MM	10	36307.472.017	63X31X2,5MM	5	36307.661.025	100X51,0X7,0MM*	10	36307.960.070
45X22,4X2,5MM	10	36307.472.025	63X31,0X3,0MM*	100	36307.661.030	112X57,0X3,0MM*	10	36307.968.030
46,5X30,5X0,6MM*	100	36307.495.006	63X31X3,5MM	5	36307.661.035	112X57X4MM	2	36307.968.040
48X16,3X1,5MM*	100	36307.496.015	70X24,5X3,0MM*	100	36307.724.030	112X57X6MM	2	36307.968.060
50X18,4X1,25MM*	100	36307.518.012	70X24,5X3,5MM*	100	36307.724.035	125X51,0X4,0MM*	5	36307.971.040
50X18,4X1,5MM*	100	36307.518.015	70X25,5X2MM	5	36307.725.020	125X51,0X5,0MM*	5	36307.971.050
50X18,4X2MM	10	36307.518.020	70X30,5X2,5MM	100	36307.730.025	125X51,0X6,0MM*	5	36307.971.060
50X18,4X2,5MM*	100	36307.518.025	70X30,5X3MM	5	36307.730.030	125X61,0X6,0MM*	5	36307.972.065
50X18,4X3,0MM*	100	36307.518.030	70X35,5X3MM	5	36307.735.030	125X64,0X3,5MM*	5	36307.973.035
50X20,4X2MM	10	36307.520.020	70X35,5X3,5MM*	100	36307.735.035	125X64,0X6,0MM*	5	36307.973.060
50X20,4X2,5MM*	100	36307.520.025	70X35,5X4MM	5	36307.735.040	125X64,0X7,0MM*	5	36307.973.070
50X22,4X2MM	10	36307.522.020	70X40,5X4MM	5	36307.740.040	125X61,0X8,0MM	5	36307.973.080
50X22,4X2,5MM	10	36307.522.025	70X40,5X5MM	5	36307.740.050	125X71,0X10,0MM*	5	36307.975.010
50X25,4X1,25MM	10	36307.525.012	71X36X2MM	5	36307.746.020	150X61,0X5,0MM	1	36307.980.050
50X25,4X1,5MM*	100	36307.525.015	71X36X2,5MM	5	36307.746.025	150X61,0X6,0MM*	1	36307.980.060
50X25,4X2MM	10	36307.525.020	71X36X4MM	5	36307.746.040	150X61,0X7,0MM*	1	36307.980.070
50X25,4X2,25MM*	100	36307.525.022	80X30,5X2,5MM*	100	36307.830.025	150X71,0X6,0MM*	1	36307.981.060
50X25,4X2,5MM	10	36307.525.025	80X31X3MM*	2	36307.831.030	150X71,0X8,0MM*	1	36307.981.080
50X25,4X3MM	10	36307.525.030	80X31,0X4,0MM*	100	36307.831.040	150X81,0X8,0MM*	1	36307.982.080
56X28,5X1,5MM	10	36307.588.015	80X36X3MM	2	36307.836.030	150X81,0X10,0MM*	1	36307.982.100
56X28,5X2MM	10	36307.588.020	80X36X4MM	2	36307.836.040	160X82,0X11,0MM	1	36307.985.110
56X28,5X2,5MM*	100	36307.588.025	80X41X2,25MM	2	36307.841.022	180X92,0X13,0MM*	1	36307.988.130
56X28,5X3MM	10	36307.588.030	80X41X3MM	2	36307.841.030	200X82,0X8,0MM*	1	36307.990.080
60X20,5X2,0MM*	100	36307.620.020	80X41X4MM	2	36307.841.040	200X82,0X10,0MM*	1	36307.990.100
60X20,5X2,5	5	36307.620.025	80X41X5MM	2	36307.841.050	200X82,0X12,0MM*	1	36307.990.120
60X20,5X3,0MM*	100	36307.620.030	90X46X2,5MM	1	36307.946.025	200X92,0X10,0MM*	1	36307.991.100
60X25,4X2,5MM	5	36307.625.025	90X46X3,5MM	2	36307.946.035	200X92,0X14,0MM*	1	36307.991.140
60X25,4X3MM	5	36307.625.030	90X46X5MM	2	36307.946.050	200X112,0X12,0MM*	1	36307.993.120
60X30,5X2,5MM	5	36307.630.025	100X41X4MM	2	36307.960.004	200X112,0X16,0MM*	1	36307.993.160
60X30,5X2,75MM*	100	36307.630.027	100X51X2,7MM	2	36307.960.027			
60X30,5X3MM	5	36307.630.030	100X51X3,5MM	2	36307.960.035			

- Warning: electroplating of these products may cause hydrogen embrittlement.

7

Disc spring for critical applications

Schotelveer voor kritische toepassingen / Rondelle ressort pour applications critiques

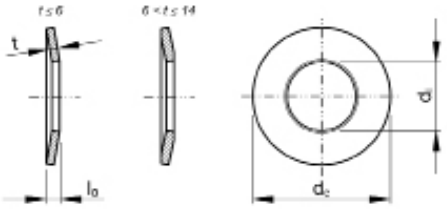



Technical Data

D_e (h12)	D_i (H12)	F	l_0	t	D_e (h12)	D_i (H12)	F	l_0	t
8	3.2	104	0.55	0.3	15	8.2	666	1.1	0.7
8	3.2	186	0.6	0.4	15	8.2	982	1.2	0.8
8	3.2	357	0.7	0.5	18	6.2	139	1	0.4
10	3.2	98	0.65	0.3	18	6.2	245	1.1	0.5
10	3.2	179	0.7	0.4	18	6.2	400	1.2	0.6
10	3.2	279	0.75	0.5	18	6.2	553	1.25	0.7
10	4.2	189	0.7	0.4	18	6.2	726	1.3	0.8
10	4.2	294	0.75	0.5	18	8.2	265	1.1	0.5
12	4.2	178	0.8	0.4	18	8.2	596	1.25	0.7
12	4.2	284	0.85	0.5	18	8.2	783	1.3	0.8
12	5.2	350	0.9	0.5	18	8.2	1181	1.4	1
12	5.2	506	0.95	0.6	20	8.2	412	1.3	0.6
12	6.2	326	0.85	0.5	20	8.2	569	1.35	0.7
12	6.2	552	0.95	0.6	20	8.2	751	1.4	0.8
12	5.2	272	0.85	0.5	20	8.2	954	1.45	0.9
15	5.2	176	0.95	0.4	20	8.2	1294	1.55	1
15	5.2	278	1	0.5	20	10.2	1050	1.45	0.9
15	5.2	407	1.05	0.6	20	10.2	1425	1.55	1
15	5.2	555	1.1	0.7	20	10.2	2477	1.75	1.25
15	6.2	289	1	0.5	20	10.2	2521	1.8	1.5
15	6.2	424	1.05	0.6	23	8.2	544	1.5	0.7
15	6.2	578	1.1	0.7	23	8.2	719	1.55	0.8

FABORY

Technical Data

D_e (h12)	D_i (H12)	F	l_0	t
23	8.2	919	1.6	0.9
23	10.2	1058	1.65	0.9
23	10.2	1315	1.7	1
23	12.2	2331	1.85	1.25
23	12.2	3297	2	1.5
25	12.2	2214	1.95	1.25
28	10.2	662	1.75	0.8
28	10.2	1130	1.9	1
28	10.2	1853	2.05	1.25
28	10.2	2723	2.2	1.5
28	12.2	3077	2.25	1.5
28	14.2	2240	2.1	1.25
31.5	12.2	1170	2.1	1
31.5	12.2	1800	2.2	1.25
31.5	12.2	2697	2.35	1.5
31.5	16.3	3230	2.4	1.5
31.5	16.3	6173	2.75	2
34	12.2	1172	2.25	1
34	12.2	1815	2.35	1.25
34	12.2	2721	2.5	1.5
34	14.2	1989	2.4	1.25
34	14.2	2984	2.55	1.5
34	16.3	5783	2.85	2
40	14.2	1778	2.65	1.25
40	14.2	2542	2.75	1.5
40	14.2	4763	3.05	2
40	16.3	2749	2.8	1.5
40	16.3	5169	3.1	2
40	18.3	5956	3.15	2
40	20.4	5701	3.1	2
40	20.4	9390	3.45	2.5

Technical Data

D_e (h12)	D_i (H12)	F	l_0	t
50	18.4	2603	3.5	1.5
50	18.3	4567	3.5	2
50	20.4	4687	3.5	2
50	22.4	5222	3.6	2
50	22.4	7919	3.85	2.5
50	25.4	2512	3.1	1.5
50	25.4	9063	3.9	2.5
60	20.4	7297	4.3	2.5
60	25.4	8164	4.4	2.5
60	25.4	11768	4.65	3
60	30.5	9430	4.5	2.5
60	30.5	13226	4.7	3
60	30.5	18153	5	3.5
70	25.5	4437	4.5	2
70	30.5	11426	5.1	3
70	35.5	12287	5.1	3
70	40.5	23351	5.6	4
70	40.5	33672	6.2	5
80	31	10352	5.5	3
80	36	11919	5.7	3
80	36	21400	6.2	4
80	41	22874	6.2	4
100	41	20251	7.2	4
100	51	36339	7.8	5
125	51	44307	9.4	6
125	61	50722	9.6	6
150	61	45456	10.8	6
150	81	89532	11.7	8
200	92	137688	15.6	10
200	112	195830	16.2	12
250	127	383017	21.8	16

7

- Disc springs are mostly used in critical applications with safety first. Similar applications can be found in for example safety torque limiter clutches, hinge stiffeners and applications of constant roll pressure. Because of the right combination c.q. stacking of the disc springs the elasticity and/or deflection can be dosed accurately. The technical specifications of these disc springs meet the highest expectations with reference to the static and dynamic load. They exceed the requirements of DIN 2093.
- Material group 1: t < 1,25 from steel Ck 67.
- Material group 2: 1,25 ≤ t ≤ 6,0 from steel 50 Cr V4.
- Material group 3: 6,0 > t ≤ 14,0 from steel 50 Cr V4.
- Fatique fractures can be largely prevented because the disc springs of material group 2 and 3 have machined edges.
- F = spring force in Newton at a deflection s ≈ 0,75 h_o(h_o= L_o– t).
- For the calculation of disc springs, see DIN 2092.
- Extensive technical data available on request.

36450 **Disc spring for critical applications / Schotelveer voor kritische toepassingen / Rondelle ressort pour applications critiques** **L07C**

Material Steel Ck 67 Werkstoffnr. 1.1231
Surface treatment Phosphated

RoHS



D_e x D_i x t	✉	Art.number	D_e x D_i x t	✉	Art.number	D_e x D_i x t	✉	Art.number
8X3,2X0,3MM	100	36450.083.003	15X5,2X0,7MM	100	36450.155.007	20X8,2X0,9MM	50	36450.208.009
8X3,2X0,4MM	100	36450.083.004				20X8,2X1,0MM	50	36450.208.010
8X3,2X0,5MM	100	36450.083.005	15X6,2X0,5MM	100	36450.156.005			
			15X6,2X0,6MM	100	36450.156.006	20X10,2X0,9MM	50	36450.210.009
10X3,2X0,3MM	100	36450.103.003	15X6,2X0,7MM	100	36450.156.007	20X10,2X1,0MM	50	36450.210.010
10X3,2X0,4MM	100	36450.103.004				20X10,2X1,25MM	50	36450.210.012
10X3,2X0,5MM*	200	36450.103.005	15X8,2X0,7MM	100	36450.158.007	20X10,2X1,5MM	50	36450.210.015
			15X8,2X0,8MM	100	36450.158.008			
10X4,2X0,4MM	100	36450.104.004				23X8,2X0,7MM	50	36450.238.007
10X4,2X0,5MM	100	36450.104.005	18X6,2X0,4MM	100	36450.186.004	23X8,2X0,8MM	50	36450.238.008
			18X6,2X0,5MM	100	36450.186.005	23X8,2X0,9MM	50	36450.238.009
12X4,2X0,4MM*	200	36450.124.004	18X6,2X0,6MM	100	36450.186.006			
12X4,2X0,5MM	100	36450.124.005	18X6,2X0,7MM	100	36450.186.007	23X10,2X0,9MM	50	36450.240.009
			18X6,2X0,8MM	100	36450.186.008	23X10,2X1,0MM	50	36450.240.010
12X5,2X0,5MM	100	36450.125.005						
12X5,2X0,6MM	100	36450.125.006	18X8,2X0,5MM	100	36450.188.005	23X12,2X1,25MM	50	36450.242.012
			18X8,2X0,7MM	100	36450.188.007	23X12,2X1,5MM	50	36450.242.015
12X6,2X0,5MM	100	36450.126.005	18X8,2X0,8MM	100	36450.188.008			
12X6,2X0,6MM	100	36450.126.006	18X8,2X1,0MM	100	36450.188.010	25X12,2X1,25MM	50	36450.262.012
15X5,2X0,4MM	100	36450.155.004	20X8,2X0,6MM	50	36450.208.006	28X10,2X0,8MM	50	36450.290.008
15X5,2X0,5MM	100	36450.155.005	20X8,2X0,7MM	50	36450.208.007	28X10,2X1,0MM	50	36450.290.010
15X5,2X0,6MM	100	36450.155.006	20X8,2X0,8MM	50	36450.208.008	28X10,2X1,25MM	50	36450.290.012

36450 Disc spring for critical applications / Schotelveer voor kritische toepassingen / Rondelle ressort pour applications critiques ←

D_e x D_i x t	✉	Art.number	D_e x D_i x t	✉	Art.number	D_e x D_i x t	✉	Art.number
28X10,2X1,5MM	50	36450.290.015				70X30,5X3,0MM	5	36450.730.030
			40X18,3X2,0MM	25	36450.418.020			
28X12,2X1,5MM	50	36450.292.015				70X35,5X3,0MM	5	36450.735.030
			40X20,4X2,0MM	25	36450.420.020			
28X14,2X1,25MM	50	36450.294.012	40X20,4X2,5MM	25	36450.420.025	70X40,5X4,0MM	5	36450.740.040
						70X40,5X5,0MM	5	36450.740.050
31,5X12,2X1,0MM	50	36450.327.010	50X18,4X1,5MM	25	36450.518.015			
31,5X12,2X1,25MM	50	36450.327.012	50X18,3X2,0MM	10	36450.518.020	80X31,0X3,0MM	1	36450.831.030
31,5X12,2X1,5MM	50	36450.327.015						
			50X20,4X2,0MM	10	36450.520.020	80X36,0X3,0MM	1	36450.836.030
31,5X16,3X1,5MM	50	36450.331.015						
31,5X16,3X2,0MM	50	36450.331.020	50X22,4X2,0MM	10	36450.522.020	80X41,0X4,0MM	1	36450.841.040
			50X22,4X2,5MM	10	36450.522.025			
34X12,2X1,0MM	25	36450.352.010				100X41,0X4,0MM	1	36450.960.040
34X12,2X1,25MM	25	36450.352.012	50X25,4X1,5MM	10	36450.525.015			
34X12,2X1,5MM	25	36450.352.015	50X25,4X2,5MM	10	36450.525.025	100X51,0X5,0MM	1	36450.982.050
34X14,2X1,25MM	25	36450.354.012	60X20,4X2,5MM	5	36450.620.025	125X51,0X6,0MM*	1	36450.987.060
34X14,2X1,5MM	25	36450.354.015				125X61,0X6,0MM	1	36450.987.065
			60X25,4X2,5MM	5	36450.625.025			
34X16,3X2,0MM	25	36450.356.020	60X25,4X3,0MM	5	36450.625.030	150X61,0X6,0MM	1	36450.992.060
						150X81,0X8,0MM*	1	36450.992.080
40X14,2X1,25MM	25	36450.414.012	60X30,5X2,5MM	5	36450.630.025			
40X14,2X1,5MM*	25	36450.414.015	60X30,5X3,0MM	5	36450.630.030	200X92,0X10,0MM	1	36450.997.100
40X14,2X2,0MM	25	36450.414.020	60X30,5X3,5MM	5	36450.630.035	200X112,0X12,0MM	1	36450.997.120
40X16,3X1,5MM	25	36450.416.015	70X25,5X2,0MM	5	36450.725.020	250X127,0X16,0MM	1	36450.999.160
40X16,3X2,0MM	25	36450.416.020						

- Warning: electroplating of these products may cause hydrogen embrittlement.

Bearing preload disc spring

Schotelveer voor lagers / Rondelle ressort pour roulements à billes

7

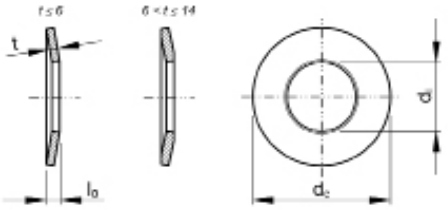



Technical Data

D_e (h12)	D_i (H12)	F	l_0	t	D_e (h12)	D_i (H12)	F	l_0	t
9.8	6.2	23	0.4	0.41	**31.7**	20.4	81	1.1	1.09
12.8	7.2	29	0.5	0.51	**34.6**	22.4	118	1.2	1.19
15.8	8.2	23	0.55	0.56	**36.6**	20.4	110	1.3	1.3
18.8	10.2	51	0.7	0.71	**39.6**	25.5	110	1.3	1.3
21.8	12.3	46	0.75	0.76	**41.6**	25.5	113	1.4	1.4
23.7	14.3	81	0.9	0.89	**46.5**	30.5	153	1.4	1.4
25.7	14.3	63	0.9	0.89	**51.5**	35.5	135	1.5	1.5
27.7	17.3	80	1	0.99	**54.5**	40.5	141	1.5	1.5
29.7	17.4	83	1.1	1.09	**61.5**	40.5	176	1.8	1.8

- *F* = spring load in Newton at a deflection $s \approx 0{,}75\ h_0$ ($h_0 = l_0 - t$).
- Extensive technical data available on request.

Example of application

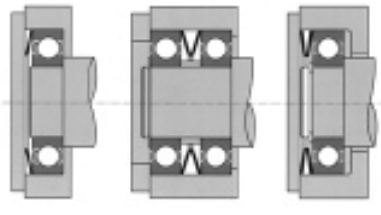

FABORY

36460	Bearing preload disc spring / Schotelveer voor lagers / Rondelle ressort pour roulements à billes	L07C

Material Spring steel
Surface treatment Phosphated



D_e x D_i x t	✉	Art.number	D_e x D_i x t	✉	Art.number	D_e x D_i x t	✉	Art.number
9,8X6,2X0,2MM	100	36460.104.002	25,7X14,3X0,4MM	50	36460.271.004	39,6X25,5X0,5MM	25	36460.421.005
12,8X7,2X0,25MM	100	36460.135.002	27,7X17,3X0,4MM	50	36460.294.004	41,6X25,5X0,5MM	25	36460.441.005
15,8X8,2X0,25MM	100	36460.166.002	29,7X17,4X0,4MM	50	36460.314.004	46,5X30,5X0,6MM	25	36460.495.006
18,8X10,2X0,35MM	50	36460.198.003	31,7X20,4X0,4MM	25	36460.337.004	51,5X35,5X0,6MM	10	36460.550.006
21,8X12,3X0,35MM	50	36460.230.003	34,6X22,4X0,5MM	25	36460.368.005	54,5X40,5X0,6MM	10	36460.585.006
23,7X14,3X0,4MM	50	36460.251.004	36,6X20,4X0,5MM	25	36460.386.005	61,5X40,5X0,7MM	10	36460.655.007

- Warning: electroplating of these products may cause hydrogen embrittlement.

External tab washer

Nokborgplaat met buitennok / Rondelle frein d'écrou à ergot extérieur

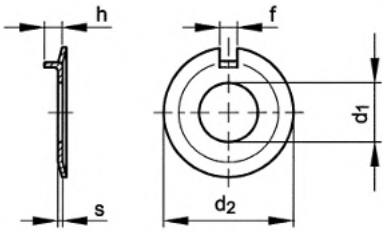

DIN 432



Technical Data

For nom. size	d_1	d_2	f	h ≈	s
M4	4.3	14	2.5	2	0.4
M5	5.3	17	3.5	2.5	0.75
M6	6.4	19	3.5	3	0.75
M8	8.4	22	3.5	4	1
M10	10.5	26	4.5	4	1
M12	13	30	4.5	4.5	1.2
M14	15	33	4.5	4.5	1.2
M16	17	36	5.5	4.5	1.2
M18	19	40	6.5	4.5	1.2
M20	21	42	6.5	4.5	1.6
M22	23	50	7.5	6.5	1.6
M24	25	50	7.5	6.5	1.6
M27	28	58	8.5	9.5	1.6
M30	31	63	8.5	9.5	1.6
M33	34	68	9.5	9.5	1.6
M36	37	75	11	9.5	2
M39	40	82	11	11	2
M42	43	88	11	11	2
M45	46	95	13	12	2
M48	50	100	13	13	2
M52	54	105	13	13	2
M56	58	112	16	14	2.5
M60	62	118	16	13.5	2.5
M64	66	125	18	13.5	2.5

Example of application

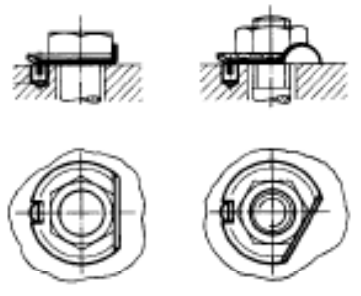

Article groups

Material	Surface treatment	Code	Page
St.	Plain	38670	7-119
St.	ZPL	38671	7-119
St.st. A2		51914	7-119
St.st. A4		55914	7-119

38670 External tab washer / Nokborgplaat met buitennok / Rondelle frein d'écrou à ergot extérieur L07J

Material Steel
Surface treatment Plain



For nom. size	✉	Art.number	For nom. size	✉	Art.number	For nom. size	✉	Art.number
M4*	100	38670.040.001	M18	50	38670.180.001	M39	10	38670.390.001
M5*	100	38670.050.001	M20	50	38670.200.001	M42	10	38670.420.001
M6	100	38670.060.001	M22	50	38670.220.001	M45	10	38670.450.001
M8	100	38670.080.001	M24	25	38670.240.001	M48*	10	38670.480.001
M10	100	38670.100.001	M27	25	38670.270.001	M52*	10	38670.520.001
M12	100	38670.120.001	M30	10	38670.300.001	M56*	5	38670.560.001
M14	100	38670.140.001	M33	10	38670.330.001	M60	5	38670.600.001
M16	100	38670.160.001	M36	10	38670.360.001	M64*	5	38670.640.001

38671 External tab washer / Nokborgplaat met buitennok / Rondelle frein d'écrou à ergot extérieur L07A

Material Steel
Surface treatment Zinc plated



For nom. size	✉	Art.number	For nom. size	✉	Art.number	For nom. size	✉	Art.number
M5*	100	38671.050.001	M12*	50	38671.120.001	M30	25	38671.300.001
M6*	100	38671.060.001	M16	50	38671.160.001	M36*	25	38671.360.001
M8*	100	38671.080.001	M20	50	38671.200.001	M42*	25	38671.420.001
M10*	50	38671.100.001	M24*	50	38671.240.001			

51914 External tab washer / Nokborgplaat met buitennok / Rondelle frein d'écrou à ergot extérieur R09A

Material Stainless steel A2



For nom. size	✉	Art.number	For nom. size	✉	Art.number	For nom. size	✉	Art.number
M4*	100	51914.040.001	M14*	50	51914.140.001	M27*	25	51914.270.001
M5*	100	51914.050.001	M16	50	51914.160.001	M30*	25	51914.300.001
M6*	100	51914.060.001	M18*	50	51914.180.001	M33*	10	51914.330.001
M8	100	51914.080.001	M20*	50	51914.200.001	M36*	10	51914.360.001
M10	100	51914.100.001	M22*	25	51914.220.001			
M12	50	51914.120.001	M24*	25	51914.240.001			

55914 External tab washer / Nokborgplaat met buitennok / Rondelle frein d'écrou à ergot extérieur R49A

Material Stainless steel A4



For nom. size	✉	Art.number	For nom. size	✉	Art.number	For nom. size	✉	Art.number
M4*	100	55914.040.001	M12*	50	55914.120.001	M22*	25	55914.220.001
M5*	100	55914.050.001	M14*	50	55914.140.001	M24*	25	55914.240.001
M6*	100	55914.060.001	M16*	50	55914.160.001	M27*	25	55914.270.001
M8*	100	55914.080.001	M18*	50	55914.180.001	M30*	25	55914.300.001
M10*	100	55914.100.001	M20*	50	55914.200.001	M36*	10	55914.360.001

FABORY

Internal tab washer for slotted round nuts

Nokborgplaat met binnennok voor ronde gleufmoeren / Rondelle frein à ergot intérieur pour écrous ronds fendus

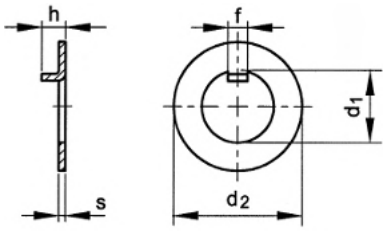

DIN 462



Technical Data

d_1 (H11)	d_2 (h11)	f (c11)	h	n (H11)	s	t (max.)
8	20	3	2.5	3	0.8	5.8
10	25	4	3	4	0.8	7.3
12	28	5	3	5	0.8	9.2
14	30	5	3	5	0.8	11.3
16	32	5	3	5	1	13.4
18	34	6	4	6	1	15.3
20	36	6	4	6	1	17.4
22	40	6	4	6	1	19.4
24	42	6	4	6	1	21.5
26	45	7	5	7	1	23.4
28	50	7	5	7	1	25.4
30	50	7	5	7	1.2	27.4
32	52	7	5	7	1.2	29.5
35	55	7	5	7	1.2	32.5
38	58	8	5	8	1.2	35.2
40	62	8	5	8	1.2	37.2
42	62	8	5	8	1.2	39.2
45	68	8	5	8	1.2	42.2
48	75	8	5	8	1.2	45.2
50	75	8	5	8	1.2	47.2
52	80	10	6	10	1.2	49.1
55	80	10	6	10	1.2	52.1
58	90	10	6	10	1.5	55.1
60	90	10	6	10	1.5	57.1
62	95	10	6	10	1.5	59.1
65	95	10	6	10	1.5	62.2
68	100	10	6	10	1.5	65.2
70	100	10	6	10	1.5	67.2
72	110	10	7	10	1.5	68.7
75	110	10	7	10	1.5	71.7
80	115	10	7	10	1.5	76.7
85	120	10	7	10	1.5	81.7
90	130	10	7	10	1.5	86.7
95	135	12	8	12	1.5	91.6
100	145	12	8	12	1.5	96.7

7

Example of application / Assembly data

slotted round nut for hexagonnuts acc. to DIN 1804W

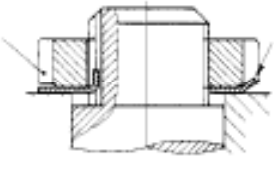

Internal tab washer acc. to DIN 462

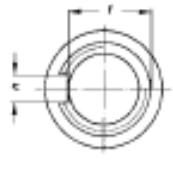

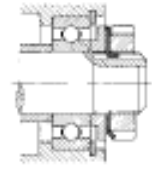

Article groups

Material	Surface treatment	Code	Page
St.	Plain	38683	7-121
St.	ZPL	38684	7-121

38683 Internal tab washer for slotted round nuts / Nokborgplaat met binnennok voor ronde gleufmoeren / Rondelle frein à ergot intérieur pour écrous ronds fendus — L07A

Material Steel
Surface treatment Plain



d_1	✉	Art.number	d_1	✉	Art.number	d_1	✉	Art.number
8MM*	100	38683.080.001	32MM*	50	38683.320.001	58MM*	10	38683.580.001
10MM*	100	38683.100.001	35MM*	25	38683.350.001	60MM*	10	38683.600.001
14MM*	100	38683.140.001	38MM*	25	38683.380.001	62MM*	10	38683.620.001
16MM*	50	38683.160.001	40MM*	25	38683.400.001	65MM*	10	38683.650.001
18MM*	50	38683.180.001	42MM*	25	38683.420.001	70MM*	10	38683.700.001
20MM*	50	38683.200.001	45MM*	25	38683.450.001	72MM*	10	38683.720.001
22MM*	50	38683.220.001	48MM*	25	38683.480.001	75MM*	10	38683.750.001
24MM*	50	38683.240.001	50MM*	25	38683.500.001	80MM*	10	38683.800.001
28MM*	50	38683.280.001	52MM*	25	38683.520.001	85MM*	10	38683.850.001
30MM*	50	38683.300.001	55MM*	25	38683.550.001	95MM*	10	38683.950.001

38684 Internal tab washer for slotted round nuts / Nokborgplaat met binnennok voor ronde gleufmoeren / Rondelle frein à ergot intérieur pour écrous ronds fendus — L07J

Material Steel
Surface treatment Zinc plated



d_1	✉	Art.number	d_1	✉	Art.number	d_1	✉	Art.number
10MM	100	38684.100.001	30MM	25	38684.300.001	62MM	5	38684.620.001
12MM	100	38684.120.001	38MM	25	38684.380.001	65MM	5	38684.650.001
14MM	50	38684.140.001	40MM	25	38684.400.001	68MM	5	38684.680.001
16MM	50	38684.160.001	42MM	25	38684.420.001	70MM	5	38684.700.001
18MM	50	38684.180.001	45MM	25	38684.450.001	72MM	5	38684.720.001
20MM	50	38684.200.001	48MM	25	38684.480.001	75MM	5	38684.750.001
22MM	50	38684.220.001	50MM	25	38684.500.001	85MM	5	38684.850.001
24MM	25	38684.240.001	55MM	25	38684.550.001	90MM	5	38684.900.001
26MM	25	38684.260.001	58MM	25	38684.580.001	95MM	5	38684.950.001
28MM	25	38684.280.001	60MM	5	38684.600.001	100MM	5	38684.982.001

FABORY

Lock washer MB

Borgring MB / Rondelle de blocage MB

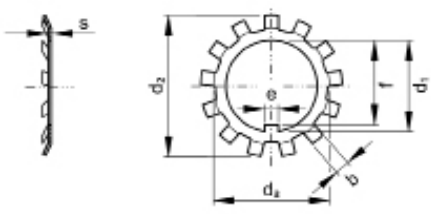

DIN 5406



Technical Data

Size	b (a15)	d_1 (C11)	d_2 (js 17)	d_3 (h13)	e (a15)	f (C11)	s
MB0	3	10	21	13.5	3	8.5	1
MB1	3	12	25	17	3	10.5	1
MB2	4	15	28	21	4	13.5	1
MB3	4	17	32	24	4	15.5	1
MB4	4	20	36	26	4	18.5	1
MB5	5	25	42	32	5	23	1.25
MB6	5	30	49	38	5	27.5	1.25
MB7	5	35	57	44	6	32.5	1.25
MB8	6	40	62	50	6	37.5	1.25
MB9	6	45	69	56	6	42.5	1.25
MB10	6	50	74	61	6	47.5	1.25
MB11	7	55	81	67	8	52.5	1.5
MB12	7	60	86	73	8	57.5	1.5
MB13	7	65	92	79	8	62.5	1.5
MB14	8	70	98	85	8	66.5	1.5
MB15	8	75	104	90	8	71.5	1.5
MB16	8	80	112	95	10	76.5	1.75
MB17	8	85	119	102	10	81.5	1.75
MB18	10	90	126	108	10	86.5	1.75
MB19	10	95	133	113	10	91.5	1.75
MB20	10	100	142	120	12	96.5	1.75
MB21	12	105	145	126	12	100.5	1.75
MB22	12	110	154	133	12	105.5	1.75
MB23	12	115	159	137	12	110.5	2
MB24	12	120	164	138	14	115	2
MB25	12	125	170	148	14	120	2
MB26	12	130	175	149	14	125	2
MB27	14	135	185	160	14	130	2
MB28	14	140	192	160	16	135	2
MB29	14	145	202	171	16	140	2
MB30	14	150	205	171	16	145	2

38685 Lock washer MB / Borgring MB / Rondelle de blocage MB **L07A**

Material Steel
Surface treatment Plain



Size	✉	Art.number	Size	✉	Art.number	Size	✉	Art.number
MB0*	25	38685.007.001	MB11*	10	38685.110.001	MB21*	10	38685.210.001
MB1*	25	38685.010.001	MB12	10	38685.120.001	MB22*	10	38685.220.001
MB2	25	38685.020.001	MB13*	10	38685.130.001	MB23*	10	38685.230.001
MB3*	25	38685.030.001	MB14*	10	38685.140.001	MB24*	10	38685.240.001
MB4	25	38685.040.001	MB15*	10	38685.150.001	MB25*	5	38685.250.001
MB5	25	38685.050.001	MB16*	10	38685.160.001	MB26*	5	38685.260.001
MB6	25	38685.060.001	MB17*	10	38685.170.001	MB27*	5	38685.270.001
MB7	25	38685.070.001	MB18*	10	38685.180.001	MB28*	5	38685.280.001
MB8	25	38685.080.001	MB19*	10	38685.190.001	MB29*	5	38685.290.001
MB9	25	38685.090.001	MB20	10	38685.200.001	MB30	5	38685.300.001
MB10	25	38685.100.001						

Locking plate for groove nuts

Borgplaat voor ronde gleufmoeren / Rondelle de blocage pour écrou à encoche

DIN 70952 A

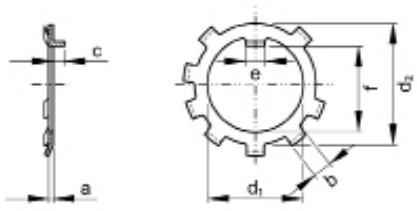

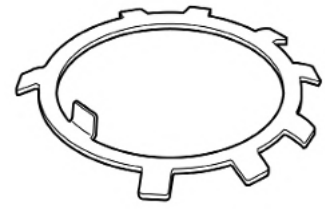

Technical Data

d_1	a	b	c	d_2	e	f
10	0.75	4	3	16	4	8.9
12	0.75	4	3	18	4	10.9
14	0.75	4	3	20	5	12.9
16	1	5	3	23	5	14.9
18	1	5	4	25	5	16.9
20	1	5	4	27	5	18.9
22	1	6	4	30	6	20.9
24	1	6	4	32	6	22.9
26	1	6	5	34	6	24.9
28	1	6	5	36	7	26.9
30	1.2	6	5	38	7	28.9
32	1.2	6	5	41	7	30.9
35	1.2	6	5	43	7	33.9
38	1.2	6	5	47	8	36.6
40	1.2	6	5	49	8	38.6
42	1.2	7	5	52	8	40.6
45	1.2	7	5	54	8	43.6
48	1.2	7	5	57	8	46.7
50	1.2	7	5	60	8	18.7
52	1.2	7	6	62	8	50.7
55	1.2	10	6	67	10	53.7
60	1.5	10	6	71	10	58.7
65	1.5	10	6	76	10	63.7
70	1.5	10	6	81	10	68.7
75	1.5	10	7	86	10	73.2
80	1.5	10	7	91	10	78.2
90	1.5	10	7	103	10	88.2

37310 **Locking plate for groove nuts / Borgplaat voor ronde gleufmoeren / Rondelle de blocage pour écrou à encoche** **L07A**

Material Steel
Surface treatment Plain



d_1	✉	Art.number	d_1	✉	Art.number	d_1	✉	Art.number
10*	100	37310.100.001	28*	50	37310.280.001	50*	25	37310.500.001
12*	50	37310.120.001	30*	50	37310.300.001	52*	25	37310.520.001
14*	50	37310.140.001	32*	50	37310.320.001	55*	25	37310.550.001
16*	50	37310.160.001	35*	50	37310.350.001	60*	25	37310.600.001
16*	50	37310.180.001	38*	25	37310.380.001	65*	25	37310.650.001
16*	50	37310.200.001	40*	25	37310.400.001	70*	25	37310.700.001
22*	50	37310.220.001	42*	25	37310.420.001	75*	10	37310.750.001
24*	50	37310.240.001	45*	25	37310.450.001	80*	10	37310.800.001
26*	50	37310.260.001	48*	25	37310.480.001	90*	10	37310.900.001

FABORY

Tab washer with long tab

Lipborgplaat met één lip / Frein d'écrou droit à aileron

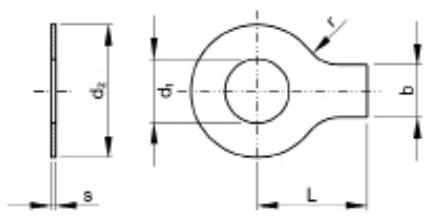

DIN 93



Technical Data

For nom. size	b	d_1	d_2	L	r	s
M3	4	3.2	12	13	2.5	0.38
M4	5	4.3	14	14	2.5	0.38
M5	6	5.3	17	16	2.5	0.5
M6	7	6.4	19	18	4	0.5
M8	8	8.4	22	20	4	0.75
M10	10	10.5	26	22	6	0.75
M12	12	13	30	28	10	1
M14	12	15	33	28	10	1
M16	15	17	36	32	10	1
M18	18	19	40	36	10	1
M20	18	21	42	36	10	1
M22	20	23	50	42	10	1
M24	20	25	50	42	10	1
M27	23	28	58	48	16	1.6
M30	26	31	63	52	16	1.6
M33	28	34	68	56	16	1.6
M36	30	37	75	60	16	1.6
M39	32	40	82	64	16	1.6
M42	35	43	88	70	16	1.6
M45	38	46	95	75	16	1.6
M48	40	50	100	80	16	1.6
M52	44	54	105	85	16	1.6

7

Example of application

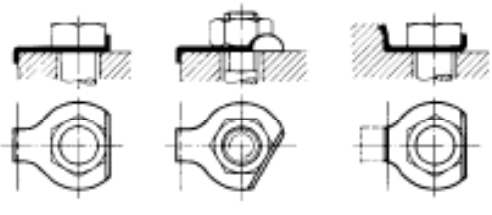

Article groups

Material	Surface treatment	Code	Page
St.	Plain	38650	7-124
St.	ZPL	38651	7-125
St.st. A2		51540	7-125
St.st. A4		55540	7-125

38650 Tab washer with long tab / Lipborgplaat met één lip / Frein d'écrou droit à aileron **L07J**

Material Steel
Surface treatment Plain



For nom. size	✉	Art.number	For nom. size	✉	Art.number	For nom. size	✉	Art.number
M3*	100	38650.030.001	M14	100	38650.140.001	M30	10	38650.300.001
M4*	1.000	38650.040.001	M16	100	38650.160.001	M33	10	38650.330.001
M5*	1.000	38650.050.001	M18	50	38650.180.001	M36	10	38650.360.001
M6	100	38650.060.001	M20	50	38650.200.001	M39	10	38650.390.001
M8	100	38650.080.001	M22	50	38650.220.001	M42	10	38650.420.001
M10	100	38650.100.001	M24	25	38650.240.001	M45	10	38650.450.001
M12	100	38650.120.001	M27	25	38650.270.001	M48	10	38650.480.001

Go to www.fabory.com for all your tools, safety and metalworking products

38650 Tab washer with long tab / Lipborgplaat met één lip / Frein d'écrou droit à aileron ←

For nom. size	✉	Art.number
M52	10	38650.520.001

38651 Tab washer with long tab / Lipborgplaat met één lip / Frein d'écrou droit à aileron L07A

Material Steel
Surface treatment Zinc plated



For nom. size	✉	Art.number	For nom. size	✉	Art.number	For nom. size	✉	Art.number
M4*	100	38651.040.001	M16*	500	38651.160.001	M30*	50	38651.300.001
M5*	100	38651.050.001	M18*	100	38651.180.001	M33*	50	38651.330.001
M6*	1.000	38651.060.001	M20*	250	38651.200.001	M36*	50	38651.360.001
M8*	1.000	38651.080.001	M22*	100	38651.220.001	M42*	25	38651.420.001
M10*	1.000	38651.100.001	M24*	100	38651.240.001	M48*	25	38651.480.001
M12*	500	38651.120.001	M27*	50	38651.270.001	M52*	25	38651.520.001
M14*	100	38651.140.001						

51540 Tab washer with long tab / Lipborgplaat met één lip / Frein d'écrou droit à aileron R09A

Material Stainless steel A2



For nom. size	✉	Art.number	For nom. size	✉	Art.number	For nom. size	✉	Art.number
M3*	500	51540.030.001	M12	100	51540.120.001	M24	25	51540.240.001
M4*	500	51540.040.001	M14	100	51540.140.001	M27	25	51540.270.001
M5*	500	51540.050.001	M16	100	51540.160.001	M30	10	51540.300.001
M6	100	51540.060.001	M18*	200	51540.180.001	M36*	50	51540.360.001
M8	100	51540.080.001	M20	50	51540.200.001	M39*	25	51540.390.001
M10	100	51540.100.001	M22*	100	51540.220.001			

55540 Tab washer with long tab / Lipborgplaat met één lip / Frein d'écrou droit à aileron R49A

Material Stainless steel A4



For nom. size	✉	Art.number	For nom. size	✉	Art.number	For nom. size	✉	Art.number
M3*	500	55540.030.001	M12	100	55540.120.001	M24	25	55540.240.001
M4*	500	55540.040.001	M14	100	55540.140.001	M27*	100	55540.270.001
M5*	500	55540.050.001	M16	100	55540.160.001	M30	10	55540.300.001
M6	100	55540.060.001	M18*	200	55540.180.001	M33	10	55540.330.001
M8	100	55540.080.001	M20	50	55540.200.001	M36*	50	55540.360.001
M10	100	55540.100.001	M22	25	55540.220.001	M39*	25	55540.390.001

FABORY

Tab washer with long and short tab

Lipborgplaat met korte en lange lip / Frein d'écrou d'équerre à aileron long et court

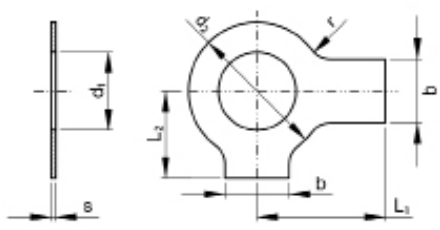

DIN 463



Technical Data

For nom. size	b	d_1	d_2	L_1	L_2	s
M3	4	3.2	7	13	5	0.38
M4	5	4.3	9	14	6.5	0.38
M5	6	5.3	10	16	8	0.5
M6	7	6.4	12.5	18	9	0.5
M8	8	8.4	17	20	11	0.75
M10	10	10.5	21	22	13	0.75
M12	12	13	24	28	15	1
M14	12	15	28	28	16	1
M16	15	17	30	32	18	1
M18	18	19	34	36	20	1
M20	18	21	37	36	21	1
M22	20	23	39	42	23	1
M24	20	25	44	42	25	1
M27	23	28	50	48	29	1.6
M30	26	31	56	52	32	1.6
M33	28	34	60	56	34	1.6
M36	30	37	66	60	38	1.6
M39	32	40	72	64	41	1.6
M42	35	43	78	70	44	1.6
M48	40	50	92	80	50	1.6
M52	44	54	98	85	53	1.6

7

Example of application

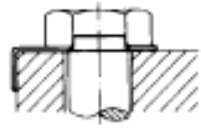



Article groups

Material	Surface treatment	Code	Page
St.	Plain	38690	7-126
St.	ZPL	38691	7-127
St.st. A2		51910	7-127
St.st. A4		55910	7-127
Br. CU2/CU3		50170	7-127

38690 **Tab washer with long and short tab / Lipborgplaat met korte en lange lip / Frein d'écrou d'équerre à aileron long et court** **L07J**

Material Steel
Surface treatment Plain



For nom. size	✉	Art.number	For nom. size	✉	Art.number	For nom. size	✉	Art.number
M3*	100	38690.030.001	M8	100	38690.080.001	M14	100	38690.140.001
M5*	1.000	38690.050.001	M10	100	38690.100.001	M16	100	38690.160.001
M6	100	38690.060.001	M12	100	38690.120.001	M18	50	38690.180.001

Go to www.fabory.com for all your tools, safety and metalworking products

38690 Tab washer with long and short tab / Lipborgplaat met korte en lange lip / Frein d'écrou d'équerre à aileron long et court ←

For nom. size	✉	Art.number	For nom. size	✉	Art.number	For nom. size	✉	Art.number
M20	50	38690.200.001	M30	10	38690.300.001	M42	10	38690.420.001
M22	25	38690.220.001	M33	10	38690.330.001	M48*	25	38690.480.001
M24	25	38690.240.001	M36	10	38690.360.001	M52*	25	38690.520.001
M27	25	38690.270.001	M39*	25	38690.390.001			

38691 Tab washer with long and short tab / Lipborgplaat met korte en lange lip / Frein d'écrou d'équerre à aileron long et court L07A

Material Steel
Surface treatment Zinc plated



For nom. size	✉	Art.number	For nom. size	✉	Art.number	For nom. size	✉	Art.number
M3*	100	38691.030.001	M12	500	38691.120.001	M24*	100	38691.240.001
M4*	100	38691.040.001	M14*	100	38691.140.001	M27*	50	38691.270.001
M5*	100	38691.050.001	M16	500	38691.160.001	M30*	50	38691.300.001
M6*	1.000	38691.060.001	M18*	100	38691.180.001	M33*	50	38691.330.001
M8	1.000	38691.080.001	M20*	250	38691.200.001	M36*	50	38691.360.001
M10*	1.000	38691.100.001	M22*	100	38691.220.001	M39*	25	38691.390.001

51910 Tab washer with long and short tab / Lipborgplaat met korte en lange lip / Frein d'écrou d'équerre à aileron long et court R09A

Material Stainless steel A2



For nom. size	✉	Art.number	For nom. size	✉	Art.number	For nom. size	✉	Art.number
M4*	100	51910.040.001	M14	50	51910.140.001	M27	25	51910.270.001
M5	100	51910.050.001	M16	50	51910.160.001	M30	10	51910.300.001
M6	100	51910.060.001	M18*	50	51910.180.001	M33*	10	51910.330.001
M8	50	51910.080.001	M20	50	51910.200.001	M36*	10	51910.360.001
M10	50	51910.100.001	M22	25	51910.220.001	M39*	10	51910.390.001
M12	50	51910.120.001	M24	25	51910.240.001			

55910 Tab washer with long and short tab / Lipborgplaat met korte en lange lip / Frein d'écrou d'équerre à aileron long et court R49A

Material Stainless steel A4



For nom. size	✉	Art.number	For nom. size	✉	Art.number	For nom. size	✉	Art.number
M4*	100	55910.040.001	M14	50	55910.140.001	M27*	25	55910.270.001
M5*	100	55910.050.001	M16	50	55910.160.001	M30	10	55910.300.001
M6	100	55910.060.001	M18	50	55910.180.001	M33	10	55910.330.001
M8	50	55910.080.001	M20	50	55910.200.001	M36	10	55910.360.001
M10	50	55910.100.001	M22*	25	55910.220.001	M39*	10	55910.390.001
M12	50	55910.120.001	M24	25	55910.240.001			

50170 Tab washer with long and short tab / Lipborgplaat met korte en lange lip / Frein d'écrou d'équerre à aileron long et court M11A

Material Brass CU2/CU3



For nom. size	✉	Art.number	For nom. size	✉	Art.number	For nom. size	✉	Art.number
M12*	50	50170.120.001	M20*	25	50170.200.001	M24*	25	50170.240.001
M16*	50	50170.160.001	M22*	25	50170.220.001			

7

FABORY

Retaining ring for shafts - normal type

Zekeringsring voor assen, normaal / Circlip pour arbres - type normal

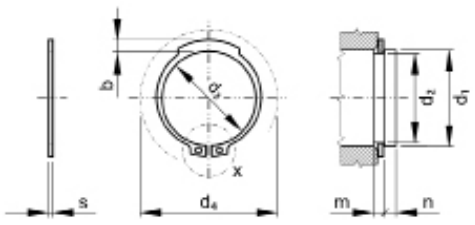

DIN	**471**
NF	E22-163
BS	3673-4



Technical Data

Nom. size shaft d_1	Groove d_2	Groove m (H13)	Groove n (min.)	Ring b ≈	Ring d_3	Ring d_4	Ring s
3	2.8	0.5	0.3	0.8	2.7	7	0.4
4	3.8	0.5	0.3	0.8	3.7	8.6	0.4
5	4.8	0.7	0.3	1.1	4.7	10.3	0.6
6	5.7	0.8	0.5	1.3	5.6	11.7	0.7
7	6.7	0.9	0.5	1.4	6.5	13.5	0.8
8	7.6	0.9	0.6	1.5	7.4	14.7	0.8
9	8.6	1.1	0.6	1.7	8.4	16	1
10	9.6	1.1	0.6	1.8	9.3	17	1
11	10.5	1.1	0.8	1.8	10.2	18	1
12	11.5	1.1	0.8	1.8	11	19	1
13	12.4	1.1	0.9	2	11.9	20.2	1
14	13.4	1.1	0.9	2.1	12.9	21.4	1
15	14.3	1.1	1.1	2.2	13.8	22.6	1
16	15.2	1.1	1.2	2.2	14.7	23.8	1
17	16.2	1.1	1.2	2.3	15.7	25	1
18	17	1.3	1.5	2.4	16.5	26.2	1.2
19	18	1.3	1.5	2.5	17.5	27.2	1.2
20	19	1.3	1.5	2.6	18.5	28.4	1.2
21	20	1.3	1.5	2.7	19.5	29.6	1.2
22	21	1.3	1.5	2.8	20.5	30.8	1.2
23 (≠DIN)	22	1.3	1.5	2.9	21.5	31	1.2
24	22.9	1.3	1.7	3	22.2	33.2	1.2
25	23.9	1.3	1.7	3	23.2	34.2	1.2
26	24.9	1.3	1.7	3.1	24.2	35.5	1.2
27 (≠DIN)	25.9	1.3	2.1	3.1	24.9	35.4	1.2
28	26.6	1.6	2.1	3.2	25.9	37.9	1.5
29	27.6	1.6	2.1	3.4	26.9	39.1	1.5
30	28.6	1.6	2.1	3.5	27.9	40.5	1.5
31 (≠DIN)	29.3	1.6	2.6	3.5	28.6	40.3	1.5
32	30.3	1.6	2.6	3.6	29.6	43	1.5
33 (≠DIN)	31.3	1.6	2.6	3.7	30.5	43.4	1.5
34	32.3	1.6	2.6	3.8	31.5	45.4	1.5
35	33	1.6	3	3.9	32.2	46.8	1.5
36	34	1.85	3	4	33.2	47.8	1.75
37 (≠DIN)	35	1.85	3	4.1	34.2	48	1.75
38	36	1.85	3	4.2	35.2	50.2	1.75
39 (≠DIN)	37	1.85	3	4.3	36	50.2	1.75
40	37.5	1.85	3.8	4.4	36.5	52.6	1.75
41 (≠DIN)	38.5	1.85	3.8	-	37.5	54.4	1.75
42	39.5	1.85	3.8	4.5	38.5	55.7	1.75
44 (≠DIN)	41.5	1.85	3.8	4.6	40.5	56	1.75
45	42.5	1.85	3.8	4.7	41.5	59.1	1.75
46 (≠DIN)	43.5	1.85	3.8	-	42.5	60.2	1.75
47 (≠DIN)	44.5	1.85	3.8	4.9	43.5	61.3	1.75
48	45.5	1.85	3.8	5	44.5	62.5	1.75
50	47	2.15	4.5	5.1	45.8	64.5	2
52	49	2.15	4.5	5.2	47.8	66.7	2
54 (≠DIN)	51	2.15	4.5	5.3	49.8	67	2
55	52	2.15	4.5	5.4	50.8	70.2	2
56	53	2.15	4.5	5.5	51.8	71.6	2
57 (≠DIN)	54	2.15	4.5	5.5	52.8	70	2
58	55	2.15	4.5	5.6	53.8	73.6	2
60	57	2.15	4.5	5.8	55.8	75.6	2
62	59	2.15	4.5	6	57.8	77.8	2
63	60	2.15	4.5	6.2	58.8	79	2

Go to www.fabory.com for all your tools, safety and metalworking products

Technical Data

Nom. size shaft d_1	Groove d_2	Groove m (H13)	Groove n (min.)	Ring b ≈	Ring d_3	Ring d_4	Ring s
65	62	2.65	4.5	6.3	60.8	81.4	2.5
67 (≠DIN)	64	2.65	4.5	6.4	62.5	82	2.5
68	65	2.65	4.5	6.5	63.5	84.8	2.5
70	67	2.65	4.5	6.6	65.5	87	2.5
72	69	2.65	4.5	6.8	67.5	89.2	2.5
75	72	2.65	4.5	7	70.5	92.7	2.5
77 (≠DIN)	74	2.65	4.5	7.2	72.5	94	2.5
78	75	2.65	4.5	7.3	73.5	96.1	2.5
80	76.5	2.65	5.3	7.4	74.5	98.1	2.5
82	78.5	2.65	5.3	7.6	76.5	100.3	2.5
85	81.5	3.15	5.3	7.8	79.5	103.3	3
87 (≠DIN)	83.5	3.15	5.3	7.9	81.5	104	3
88	84.5	3.15	5.3	8	82.5	106.5	3
90	86.5	3.15	5.3	8.2	84.5	108.5	3
92 (≠DIN)	88.5	3.15	5.3	8.4	86.5	111	3
95	91.5	3.15	5.3	8.6	89.5	114.8	3
97 (≠DIN)	93.5	3.15	5.3	8.8	91.5	116	3
98 (≠DIN)	94.5	3.15	5.3	8.8	92.5	117	3
100	96.5	3.15	5.3	9	94.5	120.2	3
105	101	4.15	6	9.3	98	125.8	4
110	106	4.15	6	9.6	103	131.2	4
115	111	4.15	6	9.8	108	137.3	4
120	116	4.15	6	10.2	113	143.1	4
125	121	4.15	6	10.4	118	149	4
130	126	4.15	6	10.7	123	154.4	4
135	131	4.15	6	11	128	159.8	4
140	136	4.15	6	11.2	133	165.2	4
145	141	4.15	6	11.5	138	170.6	4
150	145	4.15	7.5	11.8	142	177.3	4
155	150	4.15	7.5	12	146	182.3	4
160	155	4.15	7.5	12.2	151	188	4
165	160	4.15	7.5	12.5	155.5	193.4	4
170	165	4.15	7.5	12.9	160.5	198.4	4
175	170	4.15	7.5	12.9	165.5	203.4	4
180	175	4.15	7.5	13.5	170.5	210	4
185	180	4.15	7.5	13.5	175.5	215	4
190	185	4.15	7.5	14	180.5	220	4
195	190	4.15	7.5	14	185.5	225	4
200	195	4.15	7.5	14	190.5	230	4
210	204	5.15	9	14	198	240	5
220	214	5.15	9	14	208	250	5
230	224	5.15	9	14	218	260	5
240	234	5.15	9	14	228	270	5
250	244	5.15	9	14	238	280	5
260	252	5.15	12	16	245	294	5
270	262	5.15	12	16	255	304	5
280	272	5.15	12	16	265	314	5
290	282	5.15	12	16	275	324	5
300	292	5.15	12	16	285	334	5

- d_4 is the minimum required installation space.
- During assembly it is essential to not overspread the rings, a maximum spread of 1,01 x d_1 is recommended. For proper installation use pliers with spread limiter or assemble the aid of a cone.

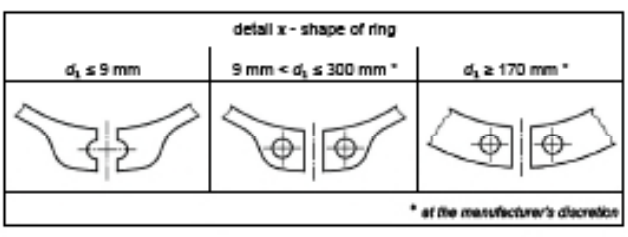

Article groups

Material	Surface treatment	Code	Page
Spring steel		36000	7-130
Spring steel	Delta Pro	36010	7-130

FABORY

Article groups

Material	Surface treatment	Code	Page
St.spr.st 1.4122		51435	7-130

36000 Retaining ring for shafts - normal type / Zekeringsring voor assen, normaal / Circlip pour arbres - type normal — L07A

Material Spring steel



Nom. size shaft d_1	✉	Art.number	Nom. size shaft d_1	✉	Art.number	Nom. size shaft d_1	✉	Art.number
3MM	500	36000.003.001	38MM	100	36000.038.001	97MM	5	36000.097.001
4MM	500	36000.004.001	39MM	100	36000.039.001	98MM	5	36000.098.001
5MM	500	36000.005.001	40MM	50	36000.040.001	100MM	5	36000.100.001
6MM	500	36000.006.001	41MM	1.000	36000.041.001	105MM	5	36000.105.001
7MM	500	36000.007.001	42MM	50	36000.042.001	110MM	5	36000.110.001
8MM	250	36000.008.001	44MM	50	36000.044.001	115MM	5	36000.115.001
9MM	250	36000.009.001	45MM	50	36000.045.001	120MM	5	36000.120.001
10MM	250	36000.010.001	46MM	50	36000.046.001	125MM	5	36000.125.001
11MM	250	36000.011.001	47MM	50	36000.047.001	130MM	5	36000.130.001
12MM	250	36000.012.001	48MM	50	36000.048.001	135MM	5	36000.135.001
13MM	100	36000.013.001	50MM	50	36000.050.001	140MM	5	36000.140.001
14MM	100	36000.014.001	52MM	50	36000.052.001	145MM	5	36000.145.001
15MM	100	36000.015.001	54MM	25	36000.054.001	150MM	3	36000.150.001
16MM	100	36000.016.001	55MM	25	36000.055.001	155MM	3	36000.155.001
17MM	100	36000.017.001	56MM	25	36000.056.001	160MM	3	36000.160.001
18MM	100	36000.018.001	57MM	25	36000.057.001	165MM	3	36000.165.001
19MM	100	36000.019.001	58MM	25	36000.058.001	170MM	3	36000.170.001
20MM	100	36000.020.001	60MM	25	36000.060.001	175MM	2	36000.175.001
21MM	100	36000.021.001	62MM	25	36000.062.001	180MM	2	36000.180.001
22MM	100	36000.022.001	63MM	25	36000.063.001	185MM	2	36000.185.001
23MM	100	36000.023.001	65MM	10	36000.065.001	190MM	2	36000.190.001
24MM	100	36000.024.001	67MM	10	36000.067.001	195MM	2	36000.195.001
25MM	100	36000.025.001	68MM	10	36000.068.001	200MM	2	36000.200.001
26MM	100	36000.026.001	70MM	10	36000.070.001	210MM	2	36000.210.001
27MM	100	36000.027.001	72MM	10	36000.072.001	220MM	2	36000.220.001
28MM	100	36000.028.001	75MM	10	36000.075.001	230MM	2	36000.230.001
29MM	100	36000.029.001	77MM	10	36000.077.001	240MM	2	36000.240.001
30MM	100	36000.030.001	78MM	10	36000.078.001	250MM	2	36000.250.001
31MM	100	36000.031.001	80MM	10	36000.080.001	260MM	2	36000.260.001
32MM	100	36000.032.001	82MM	10	36000.082.001	270MM*	2	36000.270.001
33MM	100	36000.033.001	85MM	5	36000.085.001	280MM	2	36000.280.001
34MM	100	36000.034.001	88MM	5	36000.088.001	290MM	2	36000.290.001
35MM	100	36000.035.001	90MM	5	36000.090.001	300MM	2	36000.300.001
36MM	100	36000.036.001	92MM	5	36000.092.001			
37MM	100	36000.037.001	95MM	5	36000.095.001			

- Warning: electroplating of these products may cause hydrogen embrittlement.

36010 Retaining ring for shafts - normal type / Zekeringsring voor assen, normaal / Circlip pour arbres - type normal — L07A

Material Spring steel
Surface treatment Delta Protekt®



Nom. size shaft d_1	✉	Art.number	Nom. size shaft d_1	✉	Art.number	Nom. size shaft d_1	✉	Art.number
10MM	2.000	36010.010.001	25MM	500	36010.025.001	42MM*	100	36010.042.001
12MM*	1.000	36010.012.001	30MM	250	36010.030.001	45MM	100	36010.045.001
14MM*	1.000	36010.014.001	32MM*	250	36010.032.001	50MM	100	36010.050.001
15MM	1.000	36010.015.001	36MM*	250	36010.036.001	55MM	100	36010.055.001
16MM*	1.000	36010.016.001	38MM*	100	36010.038.001	60MM	100	36010.060.001
17MM*	1.000	36010.017.001	40MM	100	36010.040.001	70MM	50	36010.070.001
20MM	1.000	36010.020.001						

51435 Retaining ring for shafts - normal type / Zekeringsring voor assen, normaal / Circlip pour arbres - type normal — R09A

Material Stainless spring steel 1.4122



Nom. size shaft d_1	✉	Art.number	Nom. size shaft d_1	✉	Art.number	Nom. size shaft d_1	✉	Art.number
3MM	200	51435.003.001	7MM	200	51435.007.001	11MM	100	51435.011.001
4MM	200	51435.004.001	8MM	100	51435.008.001	12MM	100	51435.012.001
5MM	200	51435.005.001	9MM	100	51435.009.001	13MM	50	51435.013.001
6MM	200	51435.006.001	10MM	100	51435.010.001	14MM	50	51435.014.001

7

51435 **Retaining ring for shafts - normal type / Zekeringsring voor assen, normaal / Circlip pour arbres - type normal** ←

Nom. size shaft d_1	✉	Art.number	Nom. size shaft d_1	✉	Art.number	Nom. size shaft d_1	✉	Art.number
15MM	50	51435.015.001	29MM*	50	51435.029.001	52MM	5	51435.052.001
16MM	50	51435.016.001	30MM	25	51435.030.001	55MM	5	51435.055.001
17MM	50	51435.017.001	32MM	25	51435.032.001	60MM	5	51435.060.001
18MM	50	51435.018.001	34MM	25	51435.034.001	65MM	5	51435.065.001
19MM	50	51435.019.001	35MM	25	51435.035.001	70MM	5	51435.070.001
20MM	50	51435.020.001	36MM	25	51435.036.001	75MM	5	51435.075.001
21MM	50	51435.021.001	38MM	25	51435.038.001	80MM	5	51435.080.001
22MM	50	51435.022.001	39MM*	25	51435.039.001	85MM	1	51435.085.001
23MM	50	51435.023.001	40MM	10	51435.040.001	90MM	1	51435.090.001
24MM	50	51435.024.001	42MM	10	51435.042.001	95MM	1	51435.095.001
25MM	25	51435.025.001	45MM	10	51435.045.001	100MM	1	51435.100.001
26MM	25	51435.026.001	47MM	10	51435.047.001	105MM	10	51435.105.001
27MM	25	51435.027.001	48MM	10	51435.048.001	110MM	10	51435.110.001
28MM	25	51435.028.001	50MM	5	51435.050.001	120MM	10	51435.120.001

- Other types of stainless steel than specified (but with equal properties) may be supplied at the discretion of the manufacturer.
- Avoid contact with chloride containing (cleaning-) liquids in order to reduce the risk of chloride induced stress corrosion cracking.

Retaining ring for shafts - heavy type

Zekeringsring voor assen, zwaar / Circlip pour arbres - type lourd

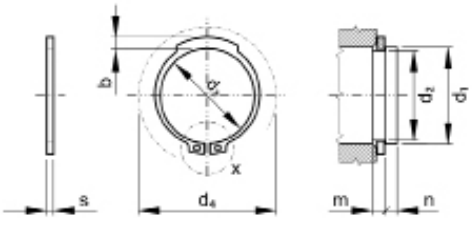

DIN **471**
NF E22-163
BS 3673-4



7

Technical Data

Nom. size shaft d_1	Groove d_2	Groove m (H13)	Groove n (min.)	Ring b ≈	Ring d_3	Ring d_4	Ring s
15	14.3	1.6	1.1	2.4	13.8	25.1	1.5
16	15.2	1.6	1.2	2.5	14.7	26.5	1.5
20	19	1.85	1.5	3	18.5	31.6	1.75
25	23.9	2.15	1.7	3.4	23.2	38.5	2
30	28.6	2.15	2.1	4.1	27.9	43.7	2
35	33	2.65	3	4.2	32.2	49.1	2.5
40	37.5	2.65	3.8	4.4	36.5	54.7	2.5
45	42.5	2.65	3.8	4.7	41.5	60.8	2.5
50	47	3.15	4.5	5.1	45.8	66.8	3
55	52	3.15	4.5	5.4	50.8	72.9	3
60	57	3.15	4.5	5.8	55.8	78.9	3

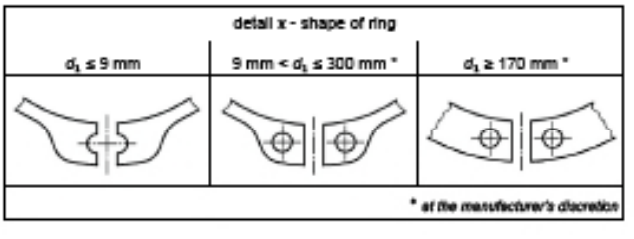

36003 **Retaining ring for shafts - heavy type / Zekeringsring voor assen, zwaar / Circlip pour arbres - type lourd** **L07A**

Material Spring steel
Surface treatment Plain



Nom. size shaft d_1	✉	Art.number	Nom. size shaft d_1	✉	Art.number	Nom. size shaft d_1	✉	Art.number
15MM*	1.000	36003.015.001	30MM	250	36003.030.001	50MM*	50	36003.050.001
16MM*	1.000	36003.016.001	35MM	200	36003.035.001	55MM*	50	36003.055.001
20MM	1.000	36003.020.001	40MM	50	36003.040.001	60MM*	50	36003.060.001
25MM*	500	36003.025.001	45MM*	50	36003.045.001			

- Warning: electroplating of these products may cause hydrogen embrittlement.

FABORY

Retaining ring for bores - normal type

Zekeringsring voor boringen, normaal / Circlip pour alésages - type normal

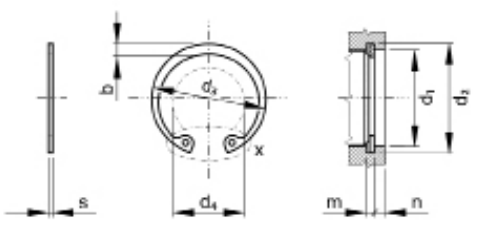

DIN **472**
NF E22-165
BS 3673-4



Technical Data

Nom. size bore d_1	Groove d_2	Groove m (H13)	Groove n (min.)	Ring b ≈	Ring d_3	Ring d_4	Ring s
8	8.4	0.9	0.6	1.1	8.7	3	0.8
9	9.4	0.9	0.6	1.3	9.8	3.7	0.8
10	10.4	1.1	0.6	1.4	10.8	3.3	1
11	11.4	1.1	0.6	1.5	11.8	4.1	1
12	12.5	1.1	0.8	1.7	13	4.9	1
13	13.6	1.1	0.9	1.8	14.1	5.4	1
14	14.6	1.1	0.9	1.9	15.1	6.2	1
15	15.7	1.1	1.1	2	16.2	7.2	1
16	16.8	1.1	1.2	2	17.3	8	1
17	17.8	1.1	1.2	2.1	18.3	8.8	1
18	19	1.1	1.5	2.1	19.5	9.4	1
19	20	1.1	1.5	2.2	20.5	10.4	1
20	21	1.1	1.5	2.3	21.5	11.2	1
21	22	1.1	1.5	2.4	22.5	12.2	1
22	23	1.1	1.5	2.5	23.5	13.2	1
23 (≠DIN)	24.1	1.3	1.7	2.5	24.6	14	1.2
24	25.2	1.3	1.8	2.6	25.9	14.8	1.2
25	26.2	1.3	1.8	2.7	26.9	15.5	1.2
26	27.2	1.3	1.8	2.8	27.9	16.1	1.2
27 (≠DIN)	28.4	1.3	2.1	2.9	29.1	17	1.2
28	29.4	1.3	2.1	2.9	30.1	17.9	1.2
29 (≠DIN)	30.4	1.3	2.1	3	31.1	19.6	1.2
30	31.4	1.3	2.1	3	32.1	19.9	1.2
31	32.7	1.3	2.6	3.2	33.4	20	1.2
32	33.7	1.3	2.6	3.2	34.4	20.6	1.2
33 (≠DIN)	34.7	1.3	2.6	3.3	35.5	22.2	1.2
34	35.7	1.6	2.6	3.3	36.5	22.6	1.5
35	37	1.6	3	3.4	37.8	23.6	1.5
36	38	1.6	3	3.5	38.8	24.6	1.5
37	39	1.6	3	3.6	39.8	25.4	1.5
38	40	1.6	3	3.7	40.8	26.4	1.5
39 (≠DIN)	41	1.6	3	3.8	42	28.6	1.5
40	42.5	1.85	3.8	3.9	43.5	27.8	1.75
41 (≠DIN)	43.5	1.85	3.8	4	44.5	29	1.75
42	44.5	1.85	3.8	4.1	45.5	29.6	1.75
43 (≠DIN)	45.5	1.85	3.8	4.2	46.5	29.6	1.75
44 (≠DIN)	46.5	1.85	3.8	4.2	47.5	32	1.75
45	47.5	1.85	3.8	4.3	48.5	32	1.75
46 (≠DIN)	48.5	1.85	3.8	4.4	49.5	34.6	1.75
47	49.5	1.85	3.8	4.4	50.5	33.5	1.75
48	50.5	1.85	3.8	4.5	51.5	34.5	1.75
50	53	2.15	4.5	4.6	54.2	36.3	2
51	54	2.15	4.5	-	55.2	37.1	2
52	55	2.15	4.5	4.7	56.2	37.9	2
53 (≠DIN)	56	2.15	4.5	4.9	57.2	40	2
54	57	2.15	4.5	-	58.2	41	2
55	58	2.15	4.5	5	59.2	40.7	2
56	59	2.15	4.5	5.1	60.2	41.7	2
57 (≠DIN)	60	2.15	4.5	5.1	61.2	44	2
58	61	2.15	4.5	5.2	62.2	43.5	2
60	63	2.15	4.5	5.4	64.2	44.7	2
62	65	2.15	4.5	5.5	66.2	46.7	2
63	66	2.15	4.5	5.6	67.2	47.7	2
64 (≠DIN)	67	2.65	4.5	5.7	68.2	48.7	2
65	68	2.65	4.5	5.8	69.2	49	2.5

Go to www.fabory.com for all your tools, safety and metalworking products

Technical Data

Nom. size bore d_1	Groove d_2	Groove m (H13)	Groove n (min.)	Ring b ≈	Ring d_3	Ring d_4	Ring s
67 (≠DIN)	70	2.65	4.5	6	71.5	52	2.5
68	71	2.65	4.5	6.1	72.5	51.6	2.5
70	73	2.65	4.5	6.2	74.5	53.6	2.5
72	75	2.65	4.5	6.4	76.5	55.6	2.5
75	78	2.65	4.5	6.6	79.5	58.6	2.5
77 (≠DIN)	80	2.65	4.5	6.8	81.5	62	2.5
78	81	2.65	4.5	6.8	82.5	60.1	2.5
80	83.5	2.65	5.3	7	85.5	62.1	2.5
82	85.5	2.65	5.3	7	87.5	64.1	2.5
85	88.5	3.15	5.3	7.2	90.5	66.9	3
87 (≠DIN)	90.5	3.15	5.3	7.3	92.5	69.8	3
88	91.5	3.15	5.3	7.4	93.5	69.9	3
90	93.5	3.15	5.3	7.6	95.5	71.9	3
92	95.5	3.15	5.3	7.8	97.5	73.7	3
95	98.5	3.15	5.3	8.1	100.5	76.5	3
97 (≠DIN)	100.5	3.15	5.3	8.3	102.5	79.4	3
98	101.5	3.15	5.3	8.3	103.5	79	3
100	103.5	3.15	5.3	8.4	105.5	80.6	3
102	106	4.15	6	8.5	108	82	4
105	109	4.15	6	8.7	112	85	4
108	112	4.15	6	8.9	115	88	4
110	114	4.15	6	9	117	88.2	4
112	116	4.15	6	9.1	119	90	4
115	119	4.15	6	9.3	122	93	4
117 (≠DIN)	121	4.15	6	9.5	124	97	4
120	124	4.15	6	9.7	127	96.9	4
125	129	4.15	6	10	132	101.9	4
130	134	4.15	6	10.2	137	106.9	4
135	139	4.15	6	10.5	142	111.5	4
140	144	4.15	6	10.7	147	116.5	4
145	149	4.15	6	10.9	152	121	4
150	155	4.15	7.5	11.2	158	124.8	4
155	160	4.15	7.5	11.4	164	129.8	4
160	165	4.15	7.5	11.6	169	132.7	4
165	170	4.15	7.5	11.8	174.5	137.7	4
170	175	4.15	7.5	12.2	179.5	141.6	4
172 (≠DIN)	177	4.15	7.5	12.5	181.5	-	4
175	180	4.15	7.5	12.7	184.5	146.6	4
180	185	4.15	7.5	13.2	189.5	150.2	4
185	190	4.15	7.5	13.7	194.5	155.2	4
188 (≠DIN)	193	4.15	7.5	13.8	197.5	-	4
190	195	4.15	7.5	13.8	199.5	160.2	4
195	200	4.15	7.5	13.8	204.5	165.2	4
200	205	4.15	7.5	14	209.5	170.2	4
210	216	5.15	9	14	222	180.2	5
215 (≠DIN)	221	5.15	9	14	227	-	5
220	226	5.15	9	14	232	190.2	5
225 (≠DIN)	231	5.15	9	14	237	-	5
230	236	5.15	9	14	242	200.2	5
240	246	5.15	9	14	252	210.2	5
250	256	5.15	9	14	262	220.2	5
260	268	5.15	12	16	275	226	5
270 (≠DIN)	278	5.15	12	16	285	-	5
275 (≠DIN)	283	5.15	12	16	290	241	5
280	288	5.15	12	16	295	246	5
290	298	5.15	12	16	305	256	5
300	308	5.15	12	16	315	266	5

- d_4 is the minimum required installation space.
- During assembly it is essential to not over-compress the rings, a maximum compression of 0,99 x d_1 is recommended. For proper installation use pliers with spread limiter or assemble with the aid of a cone.

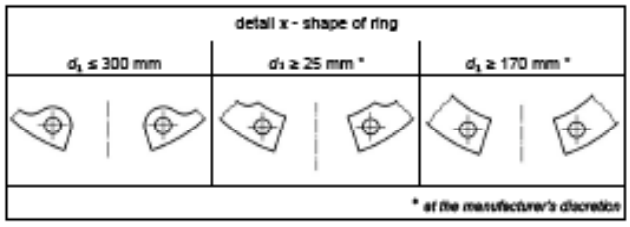

Article groups

Material	Surface treatment	Code	Page
Spring steel		36050	7-134
Spring steel	Delta Pro	36060	7-134
St.spr.st 1.4122/1.4021		51437	7-135

36050 **Retaining ring for bores - normal type / Zekeringsring voor boringen, normaal / Circlip pour alésages - type normal** **L07A**

Material Spring steel



Nom. size bore d_1	✉	Art.number	Nom. size bore d_1	✉	Art.number	Nom. size bore d_1	✉	Art.number
8MM	250	36050.008.001	45MM	50	36050.045.001	105MM	5	36050.105.001
9MM	250	36050.009.001	46MM	50	36050.046.001	108MM	5	36050.108.001
10MM	250	36050.010.001	47MM	50	36050.047.001	110MM	5	36050.110.001
11MM	250	36050.011.001	48MM	50	36050.048.001	112MM	5	36050.112.001
12MM	250	36050.012.001	50MM	50	36050.050.001	115MM	5	36050.115.001
13MM	100	36050.013.001	51MM*	100	36050.051.001	117MM	5	36050.117.001
14MM	100	36050.014.001	52MM	50	36050.052.001	120MM	5	36050.120.001
15MM	100	36050.015.001	53MM	25	36050.053.001	125MM	5	36050.125.001
16MM	100	36050.016.001	54MM	25	36050.054.001	130MM	5	36050.130.001
17MM	100	36050.017.001	55MM	25	36050.055.001	135MM	5	36050.135.001
18MM	100	36050.018.001	56MM	25	36050.056.001	140MM	5	36050.140.001
19MM	100	36050.019.001	57MM	25	36050.057.001	145MM	5	36050.145.001
20MM	100	36050.020.001	58MM	25	36050.058.001	150MM	3	36050.150.001
21MM	100	36050.021.001	60MM	25	36050.060.001	155MM	3	36050.155.001
22MM	100	36050.022.001	62MM	25	36050.062.001	160MM	3	36050.160.001
23MM	100	36050.023.001	63MM	25	36050.063.001	165MM	3	36050.165.001
24MM	100	36050.024.001	64MM	25	36050.064.001	170MM	3	36050.170.001
25MM	100	36050.025.001	65MM	10	36050.065.001	172MM	3	36050.172.001
26MM	100	36050.026.001	67MM	10	36050.067.001	175MM	2	36050.175.001
27MM	100	36050.027.001	68MM	10	36050.068.001	180MM	2	36050.180.001
28MM	100	36050.028.001	70MM	10	36050.070.001	185MM	2	36050.185.001
29MM	100	36050.029.001	72MM	10	36050.072.001	190MM	2	36050.190.001
30MM	100	36050.030.001	75MM	10	36050.075.001	195MM	2	36050.195.001
31MM	100	36050.031.001	77MM	10	36050.077.001	200MM	2	36050.200.001
32MM	100	36050.032.001	78MM	10	36050.078.001	210MM	2	36050.210.001
33MM	100	36050.033.001	80MM	10	36050.080.001	215MM	2	36050.215.001
34MM	100	36050.034.001	82MM	10	36050.082.001	220MM	2	36050.220.001
35MM	100	36050.035.001	85MM	5	36050.085.001	225MM	2	36050.225.001
36MM	100	36050.036.001	87MM	5	36050.087.001	230MM	2	36050.230.001
37MM	100	36050.037.001	88MM	5	36050.088.001	240MM	2	36050.240.001
38MM	100	36050.038.001	90MM	5	36050.090.001	250MM	2	36050.250.001
39MM	100	36050.039.001	92MM	5	36050.092.001	260MM	2	36050.260.001
40MM	50	36050.040.001	95MM	5	36050.095.001	270MM	2	36050.270.001
41MM	50	36050.041.001	97MM	5	36050.097.001	275MM*	2	36050.275.001
42MM	50	36050.042.001	98MM	5	36050.098.001	280MM	2	36050.280.001
43MM	50	36050.043.001	100MM	5	36050.100.001	290MM	2	36050.290.001
44MM	50	36050.044.001	102MM	5	36050.102.001	300MM	2	36050.300.001

- Warning: electroplating of these products may cause hydrogen embrittlement.

36060 **Retaining ring for bores - normal type / Zekeringsring voor boringen, normaal / Circlip pour alésages - type normal** **L07A**

Material Spring steel
Surface treatment Delta Protekt®



Nom. size bore d_1	✉	Art.number	Nom. size bore d_1	✉	Art.number	Nom. size bore d_1	✉	Art.number
10MM*	1.000	36060.010.001	30MM*	1.000	36060.030.001	50MM*	100	36060.050.001
12MM*	1.000	36060.012.001	35MM*	1.000	36060.035.001	60MM*	100	36060.060.001
16MM*	1.000	36060.016.001	40MM*	100	36060.040.001	70MM*	50	36060.070.001
20MM*	1.000	36060.020.001						

51437	Retaining ring for bores - normal type / Zekeringsring voor boringen, normaal / Circlip pour alésages - type normal	R09A

Material Stainless spring steel 1.4122/1.4021



Nom. size bore d_1	✉	Art.number	Nom. size bore d_1	✉	Art.number	Nom. size bore d_1	✉	Art.number
8MM	100	51437.008.001	28MM	25	51437.028.001	50MM	5	51437.050.001
9MM	100	51437.009.001	29MM	25	51437.029.001	52MM	5	51437.052.001
10MM	100	51437.010.001	30MM	25	51437.030.001	55MM	5	51437.055.001
11MM	100	51437.011.001	31MM*	25	51437.031.001	58MM	5	51437.058.001
12MM	100	51437.012.001	32MM	25	51437.032.001	60MM	5	51437.060.001
13MM	50	51437.013.001	33MM	25	51437.033.001	62MM	5	51437.062.001
14MM	50	51437.014.001	34MM	25	51437.034.001	65MM	5	51437.065.001
15MM	50	51437.015.001	35MM	25	51437.035.001	68MM	5	51437.068.001
16MM	50	51437.016.001	36MM	25	51437.036.001	70MM	5	51437.070.001
17MM	50	51437.017.001	37MM	25	51437.037.001	72MM	5	51437.072.001
18MM	50	51437.018.001	38MM	25	51437.038.001	75MM	5	51437.075.001
19MM	50	51437.019.001	39MM	25	51437.039.001	80MM	5	51437.080.001
20MM	50	51437.020.001	40MM	10	51437.040.001	85MM	1	51437.085.001
21MM	50	51437.021.001	41MM*	25	51437.041.001	90MM	1	51437.090.001
22MM	50	51437.022.001	42MM	10	51437.042.001	95MM	1	51437.095.001
23MM	50	51437.023.001	43MM	25	51437.043.001	100MM	1	51437.100.001
24MM	50	51437.024.001	44MM*	25	51437.044.001	105MM	10	51437.105.001
25MM	25	51437.025.001	45MM	10	51437.045.001	110MM	10	51437.110.001
26MM	25	51437.026.001	47MM	10	51437.047.001	120MM*	10	51437.120.001
27MM	25	51437.027.001	48MM	10	51437.048.001	140MM	10	51437.140.001

- Other types of stainless steel than specified (but with equal properties) may be supplied at the discretion of the manufacturer.
- Avoid contact with chloride containing (cleaning-) liquids in order to reduce the risk of chloride induced stress corrosion cracking.

Retaining washer for shafts

Asborgring / Anneau de sûreté pour arbres

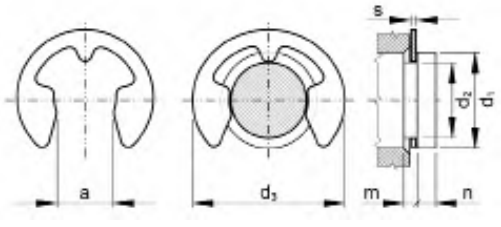

DIN **6799**
BS 3673-2



Technical Data

Nom. size groove d_2 (h11)	Groove m	Groove n (min.)	Range d_1	Ring a	Ring d_3 (max.)	Ring s
0.8	0.24	0.4	1-1.4	0.58	2.25	0.2
1.2	0.34	0.6	1.4-2	1.01	3.25	0.3
1.5	0.44	0.8	2-2.5	1.28	4.25	0.4
1.9	0.54	1	2.5-3	1.61	4.8	0.5
2.3	0.64	1	3-4	1.94	6.3	0.6
3.2	0.64	1	4-5	2.7	7.3	0.6
4	0.74	1.2	5-7	3.34	9.3	0.7
5	0.74	1.2	6-8	4.11	11.3	0.7
6	0.74	1.2	7-9	5.26	12.3	0.7
7	0.94	1.5	8-11	5.84	14.3	0.9
8	1.05	1.8	9-12	6.52	16.3	1
9	1.15	2	10-14	7.63	18.8	1.1
10	1.25	2	11-15	8.32	20.4	1.2
12	1.35	2.5	13-18	10.45	23.4	1.3
15	1.55	3	16-24	12.61	29.4	1.5
19	1.8	3.5	20-31	15.92	37.6	1.75
24	2.05	4	25-38	21.88	44.6	2

Assembly data

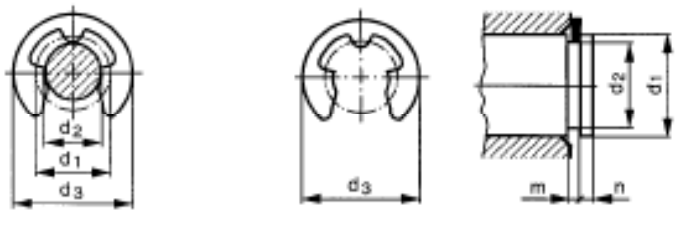

FABORY

Article groups

Material	Surface treatment	Code	Page
Spring steel		36200	7-136
Spring steel	ZPL	36201	7-136
St.spr.st 1.4122/1.4021		51440	7-136
St.spr.st 1.4401		55440	7-136

36200 Retaining washer for shafts / Asborgring / Anneau de sûreté pour arbres — L07A

Material Spring steel



Nom. size groove d_2	✉	Art.number	Nom. size groove d_2	✉	Art.number	Nom. size groove d_2	✉	Art.number
0,8MM	500	36200.008.001	4MM	500	36200.040.001	10MM	250	36200.100.001
1,2MM	500	36200.012.001	5MM	500	36200.050.001	12MM	100	36200.120.001
1,5MM	500	36200.015.001	6MM	500	36200.060.001	15MM	100	36200.150.001
1,9MM	500	36200.019.001	7MM	250	36200.070.001	19MM	100	36200.190.001
2,3MM	500	36200.023.001	8MM	250	36200.080.001	24MM	100	36200.240.001
3,2MM	500	36200.032.001	9MM	250	36200.090.001			

- Warning: electroplating of these products may cause hydrogen embrittlement.

36201 Retaining washer for shafts / Asborgring / Anneau de sûreté pour arbres — L07A

Material Spring steel
Surface treatment Zinc plated



Nom. size groove d_2	✉	Art.number	Nom. size groove d_2	✉	Art.number	Nom. size groove d_2	✉	Art.number
2,3MM*	500	36201.023.001	6,0MM*	500	36201.060.001	9,0MM*	250	36201.090.001
3,0MM*	500	36201.030.001	7,0MM*	250	36201.070.001	10,0MM*	250	36201.100.001
4,0MM	500	36201.040.001	8,0MM*	250	36201.080.001	12,0MM*	200	36201.120.001
5,0MM*	500	36201.050.001						

- Warning: electroplating of these products may cause hydrogen embrittlement.

51440 Retaining washer for shafts / Asborgring / Anneau de sûreté pour arbres — R09A

Material Stainless spring steel 1.4122/1.4021



Nom. size groove d_2	✉	Art.number	Nom. size groove d_2	✉	Art.number	Nom. size groove d_2	✉	Art.number
1,2MM	500	51440.012.001	5MM	250	51440.050.001	12MM	100	51440.120.001
1,5MM	500	51440.015.001	6MM	250	51440.060.001	15MM	100	51440.150.001
1,9MM	500	51440.019.001	7MM	250	51440.070.001	19MM	100	51440.190.001
2,3MM	250	51440.023.001	8MM	250	51440.080.001	24MM	100	51440.240.001
3,2MM	250	51440.032.001	9MM	100	51440.090.001			
4MM	250	51440.040.001	10MM	100	51440.100.001			

- Other types of stainless steel than specified (but with equal properties) may be supplied at the discretion of the manufacturer.
- Avoid contact with chloride containing (cleaning-) liquids in order to reduce the risk of chloride induced stress corrosion cracking.

55440 Retaining washer for shafts / Asborgring / Anneau de sûreté pour arbres — R49A

Material Stainless spring steel 1.4401



Nom. size groove d_2	✉	Art.number	Nom. size groove d_2	✉	Art.number	Nom. size groove d_2	✉	Art.number
1,5MM*	900	55440.015.001	5MM*	500	55440.050.001	9MM*	325	55440.090.001
1,9MM*	700	55440.019.001	6MM*	500	55440.060.001	10MM*	350	55440.100.001
2,3MM*	600	55440.023.001	7MM*	400	55440.070.001	12MM*	280	55440.120.001
3,2MM*	600	55440.032.001	8MM*	360	55440.080.001	15MM*	500	55440.150.001
4MM*	500	55440.040.001						

- Other types of stainless steel than specified (but with equal properties) may be supplied at the discretion of the manufacturer.
- Avoid contact with chloride containing (cleaning-) liquids in order to reduce the risk of chloride induced stress corrosion cracking.

Retaining ring with lugs for shafts

Zekeringsring met nokken, voor assen / Circlip de sécurité à ergots extérieurs, pour arbres

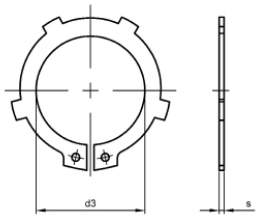

DIN 983



Technical Data

Nom. size shaft d_1	Groove d_2	Groove m (H13)	Groove n (min.)	Ring b ≈	Ring d_3	Ring s
20	19	1.3	1.5	2.6	18.5	1.2
25	23.9	1.3	1.7	3	23.2	1.2
30	28.6	1.6	2.1	3.5	27.9	1.5
35	33	1.6	3	3.9	32.2	1.5
40	37.5	1.85	3.8	4.4	36.5	1.75
45	42.5	1.85	3.8	4.7	41.5	1.75
50	47	2.15	4.5	5.1	45.8	2

36030 Retaining ring with lugs for shafts / Zekeringsring met nokken, voor assen / Circlip de sécurité à ergots extérieurs, pour arbres L07A

Material Spring steel
Surface treatment Plain



Nom. size shaft d_1	✉	Art.number	Nom. size shaft d_1	✉	Art.number	Nom. size shaft d_1	✉	Art.number
20*	1.000	36030.020.001	35*	250	36030.035.001	45*	100	36030.045.001
25*	500	36030.025.001	40*	100	36030.040.001	50*	100	36030.050.001
30*	250	36030.030.001						

- Warning: electroplating of these products may cause hydrogen embrittlement.

7

FABORY

Snap ring for shafts

Borgring voor assen / Bague de butée pour arbres

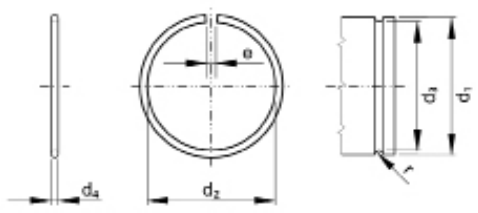

DIN 7993 A



Technical Data

Nom. size shaft d_1	d_2	d_3	d_4	e ≈	r
6	5.1	5.2	0.8	1	0.5
8	7.1	7.2	0.8	2	0.5
10	9.1	9.2	0.8	2	0.5
12	10.8	11	1	3	0.6
14	12.8	13	1	3	0.6
16	14.2	14.4	1.6	3	0.9
18	16.2	16.4	1.6	3	0.9
20	17.7	18	2	3	1.1
22	19.7	20	2	3	1.1
24	21.7	22	2	3	1.1
25	22.7	23	2	3	1.1
26	23.7	24	2	3	1.1
28	25.7	26	2	3	1.1
30	27.7	28	2	3	1.1
32	29.1	29.5	2.5	4	1.4
35	32.1	32.5	2.5	4	1.4
38	35.1	35.5	2.5	4	1.4
40	37.1	37.5	2.5	4	1.4
45	42	42.5	2.5	4	1.4
48	45	45.5	2.5	4	1.4
50	47	47.5	2.5	4	1.4
55	51.1	51.8	3.2	4	1.8
60	56.1	56.8	3.2	4	1.8
65	61.1	61.8	3.2	4	1.8
70	66	66.8	3.2	5	1.8
75	71	71.8	3.2	5	1.8
80	76	76.8	3.2	5	1.8
85	81	81.8	3.2	5	1.8
90	86	86.8	3.2	5	1.8
105	100.8	101.8	3.2	5	1.8
110	105.8	106.8	3.2	5	1.8
120	115.8	116.8	3.2	5	1.8

7

36215 **Snap ring for shafts / Borgring voor assen / Bague de butée pour arbres** **L07A**

Material Spring steel



Nom. size shaft d_1	✉	Art.number	Nom. size shaft d_1	✉	Art.number	Nom. size shaft d_1	✉	Art.number
6MM	250	36215.006.001	26MM	100	36215.026.001	60MM	25	36215.060.001
8MM	100	36215.008.001	28MM	100	36215.028.001	65MM	10	36215.065.001
10MM	250	36215.010.001	30MM	100	36215.030.001	70MM	10	36215.070.001
12MM	250	36215.012.001	32MM	100	36215.032.001	75MM	10	36215.075.001
14MM	100	36215.014.001	35MM	100	36215.035.001	80MM	10	36215.080.001
16MM	100	36215.016.001	38MM	100	36215.038.001	85MM	5	36215.085.001
18MM	250	36215.018.001	40MM	50	36215.040.001	90MM	5	36215.090.001
20MM	100	36215.020.001	45MM	50	36215.045.001	105MM	5	36215.105.001
22MM	100	36215.022.001	48MM	50	36215.048.001	110MM	5	36215.110.001
24MM	100	36215.024.001	50MM	50	36215.050.001	120MM	5	36215.120.001
25MM	100	36215.025.001	55MM	25	36215.055.001			

- Warning: electroplating of these products may cause hydrogen embrittlement.

SL retainer for bolts and shafts with groove

Snelborgsluiting SL voor bouten en assen met groef / Agrafe SL pour goujons et arbres avec rainure

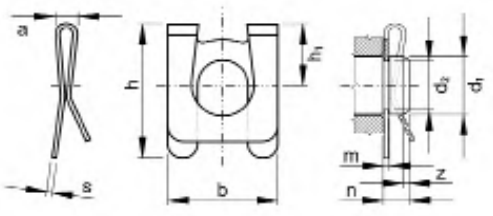

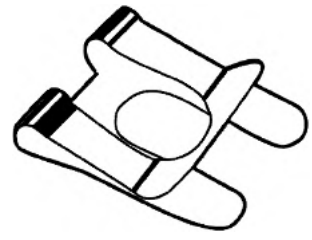

Technical Data

Nom. size shaft d_1	a	b	d_2 (h11)	h	h_1	m	n	s	z
4	1.9	7	3.2	8.6	4.1	0.64	2	0.3	0.5
5	2.7	9	4	10.9	5	0.74	2.5	0.4	0.5
6	3.2	11	5	13.9	6.2	0.74	3	0.4	1
8	3.7	14	6	18	8.6	0.94	3.5	0.45	0.5
10	4.7	18	8	22	10	1.05	4.5	0.5	1
12	5.5	22	9	25.9	11.8	1.15	5.5	0.5	1
14	5.7	25.1	10	30.2	13.5	1.25	5.5	0.6	1.25
16	6.8	28	12	34	16.2	1.35	6	0.6	1.5

36265 **SL retainer for bolts and shafts with groove / Snelborgsluiting SL voor bouten en assen met groef / Agrafe SL pour goujons et arbres avec rainure** **L07A**

Material Spring steel
Surface treatment Zinc plated



Nom. size shaft d_1	✉	Art.number	Nom. size shaft d_1	✉	Art.number	Nom. size shaft d_1	✉	Art.number
4MM	500	36265.040.001	8MM	200	36265.080.001	14MM	100	36265.140.001
5MM	500	36265.050.001	10MM	200	36265.100.001	16MM	100	36265.160.001
6MM	500	36265.060.001	12MM	200	36265.120.001			

FABORY

Push-on fixing washer for shafts

Snelborger voor assen / Bague de fixation pour arbres

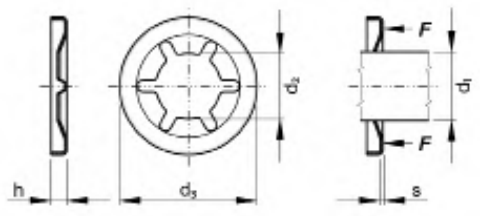



Technical Data

For shaft d_1 (h11)	d_2 (max.)	d_3	F	h	s
2	1.84	9.7	200	1.3	0.2
3	2.81	9.7	200	1.3	0.2
4	3.8	11.5	400	1.3	0.2
5	4.74	11.5	400	1.3	0.2
6	5.7	15.3	800	1.3	0.25
6.4	6.08	15.3	800	1.3	0.25
7	6.72	15.3	800	1.3	0.25
8	7.66	15.3	800	1.3	0.25
9	8.75	18.4	1000	1.9	0.3
10	9.74	18.4	1000	1.9	0.3
11	10.76	18.4	1000	1.9	0.3
12	11.62	25	2500	2.3	0.4
13	12.64	25	2500	2.3	0.4
14	13.66	28.2	2500	2.3	0.4
15	14.68	28.2	2500	2.3	0.4
16	15.53	28.2	2500	2.3	0.4
17	16.68	28.2	2500	2.3	0.4
18	17.62	36.5	3500	3	0.4
19	18.69	36.5	3500	3	0.4
20	19.63	36.5	3500	3	0.4
24	23.66	41.3	3850	3.2	0.5
25	24.63	41.3	3850	3.2	0.5

- F = Maximum recommended static load in N, when assembled on a plain steel (1.1151/1.0715) shaft with tolerance class h11 (values do not apply to stainless steel).

Article groups

Material	Code	Page
Spring steel	36230	7-140
St.spr.st	51445	7-141

36230 **Push-on fixing washer for shafts / Snelborger voor assen / Bague de fixation pour arbres** **L07B**

Material Spring steel



For shaft d_1	✉	Art.number	For shaft d_1	✉	Art.number	For shaft d_1	✉	Art.number
2MM	500	36230.020.001	9MM	250	36230.090.001	16MM	100	36230.160.001
3MM	500	36230.030.001	10MM	250	36230.100.001	17MM	100	36230.170.001
4MM	500	36230.040.001	11MM	250	36230.110.001	18MM	100	36230.180.001
5MM	500	36230.050.001	12MM	250	36230.120.001	19MM	100	36230.190.001
6MM	500	36230.060.001	13MM	100	36230.130.001	20MM	100	36230.200.001
6,4MM	500	36230.063.501	14MM	100	36230.140.001	24MM	50	36230.240.001
7MM	250	36230.070.001	15MM	100	36230.150.001	25MM	50	36230.250.001
8MM	250	36230.080.001						

- Warning: electroplating of these products may cause hydrogen embrittlement.

51445	Push-on fixing washer for shafts / Snelborger voor assen / Bague de fixation pour arbres	R09A

Material Stainless spring steel



For shaft d_1	✉	Art.number	For shaft d_1	✉	Art.number	For shaft d_1	✉	Art.number
3MM	100	51445.030.001	6MM	100	51445.060.001	10MM	100	51445.100.001
4MM	100	51445.040.001	8MM	100	51445.080.001	12MM	100	51445.120.001
5MM	100	51445.050.001						

Push-on fixing washer for shafts, with cap type A

Snelborger voor assen, met kap type A / Bague de fixation pour arbres, avec châpeau type A

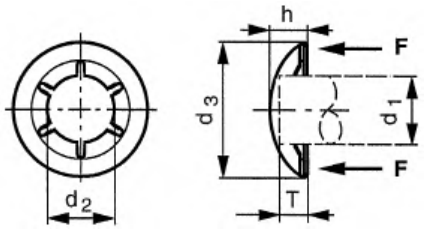



Technical Data

For shaft d_1 (h11)	d_2 (max.)	d_3	F	h	s	T (max.)
3	2.81	10.6	200	3	0.2	2.5
4	3.8	12.4	400	3.8	0.2	3
5	4.74	12.4	400	3.8	0.2	3
6	5.7	16.2	800	5	0.25	4
8	7.66	16.2	800	5	0.25	4
10	9.74	19.7	1000	5.9	0.3	4.5
12	11.62	26	2500	7.5	0.4	6
14	13.66	29.4	2500	9	0.4	7
16	15.53	29.4	2500	9	0.4	7
20	19.63	38.2	3500	11.7	0.4	8.7

- F = Maximum recommended static load in N, when assembled on a plain steel (1.1151/1.0715) shaft with tolerance class h11 (values do not apply to stainless steel).

Article groups

Material	Code	Page
Spring steel	36233	7-141
St.spr.st	51446	7-142

36233	Push-on fixing washer for shafts, with cap type A / Snelborger voor assen, met kap type A / Bague de fixation pour arbres, avec châpeau type A	L07B

Material Spring steel



For shaft d_1	✉	Art.number	For shaft d_1	✉	Art.number	For shaft d_1	✉	Art.number
3MM	250	36233.030.001	6MM	250	36233.060.001	12MM	250	36233.120.001
4MM	250	36233.040.001	8MM	250	36233.080.001	16MM	100	36233.160.001
5MM	250	36233.050.001	10MM	250	36233.100.001	20MM	100	36233.200.001

- The cap is made from stainless steel.
- Warning: electroplating of these products may cause hydrogen embrittlement.

FABORY

51446	Push-on fixing washer for shafts, with cap type A / Snelborger voor assen, met kap type A / Bague de fixation pour arbres, avec châpeau type A	R09A

Material Stainless spring steel



For shaft d_1	✉	Art.number	For shaft d_1	✉	Art.number	For shaft d_1	✉	Art.number
3MM	100	51446.030.001	6MM	100	51446.060.001	12MM	100	51446.120.001
4MM	100	51446.040.001	8MM	100	51446.080.001	14MM	100	51446.140.001
5MM	100	51446.050.001	10MM	100	51446.100.001			

- The cap is made from stainless steel.

Push-on fixing washer for shafts, with extra deep cap type 4A

Snelborger voor assen, met extra hoge kap type 4A / Bague de fixation pour arbres, avec châpeau extra haut type 4A

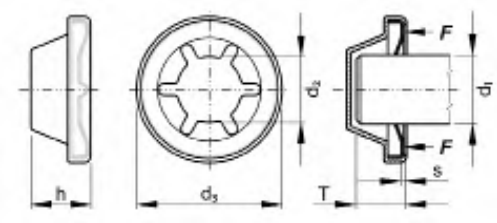



Technical Data

For shaft d_1 (h11)	d_2 (max.)	d_3	F	h	s	T (max.)
4	3.8	12.4	400	5.7	0.2	5.3
5	4.74	12.4	400	5.7	0.2	5.3
6	5.7	16.2	800	7.2	0.25	6.7
8	7.66	16.2	800	7.2	0.25	6.7
10	9.74	19.7	1000	8.1	0.3	7.8

- F = Maximum recommended static load in N, when assembled on a plain steel (1.1151/1.0715) shaft with tolerance class h11 (values do not apply to stainless steel).

36239	Push-on fixing washer for shafts, with extra deep cap type 4A / Snelborger voor assen, met extra hoge kap type 4A / Bague de fixation pour arbres, avec châpeau extra haut type 4A	L07B

Material Spring steel



For shaft d_1	✉	Art.number	For shaft d_1	✉	Art.number	For shaft d_1	✉	Art.number
4MM	250	36239.040.001	6MM	250	36239.060.001	10MM	250	36239.100.001
5MM	250	36239.050.001	8MM	250	36239.080.001			

- The cap is made from zinc plated steel.
- Warning: electroplating of these products may cause hydrogen embrittlement.

Push-on fixing washer installation handle

Installatiegreep voor snelborgers / Appareil de pose pour bagues



- Application with magnetic ferrules, article groups 36251 and 36252.

36250 **Push-on fixing washer installation handle / Installatiegreep voor snelborgers / Appareil de pose pour bagues** **L07B**



Type	✉	Art.number
HANDLE	1	36250.001.770

Magnetic ferrule for installation of push-on fixing washers

Magneethouder voor installatie van snelborgers / Appareil de pose porte aimants pour l'installation des bagues de fixation pour arbres



36251 **Magnetic ferrule for installation of push-on fixing washers without cap / Magneethouder voor installatie van snelborgers zonder kap / Appareil de pose porte aimants pour l'installation des bagues sans capuchon** **L07B**



For shaft d_1	✉	Art.number	For shaft d_1	✉	Art.number	For shaft d_1	✉	Art.number
1,6-3,2MM	1	36251.016.032	9-11MM	1	36251.090.110	18-23MM	1	36251.180.230
4-5MM	1	36251.040.050	12-13MM	1	36251.120.130	24-25MM	1	36251.240.250
6-8MM	1	36251.060.080	14-17MM	1	36251.140.170			

- These magnetic ferrules are to be used in combination with the installation handle, article group 36250.
- They facilitate the installation of push-on fixing washers, without cap, made of spring steel.
- Ferrules 6-8 mm can equally be used with push-on fixing washers with cap type 4A 4-5 mm, in spring steel as well as in stainless spring steel.
- Ferrules 9-11 mm can equally be used with push-on fixing washers with cap type 4A 6-9 mm, in spring steel as well as in stainless spring steel.
- Ferrules 12-13 mm can equally be used with push-on fixing washers with cap type 4A 10-11 mm, in spring steel as well as in stainless spring steel.

36252 **Magnetic ferrule for installation of push-on fixing washers with cap type A / Magneethouder voor installatie van snelborgers met kap type A / Appareil de pose porte aimants pour l'installation des bagues avec capuchon type A** **L07B**



For shaft d_1	✉	Art.number	For shaft d_1	✉	Art.number	For shaft d_1	✉	Art.number
1,6-3,2MM	1	36252.016.032	9-11MM	1	36252.090.110	14-17MM	1	36252.140.170
4-5MM	1	36252.040.050	12-13MM	1	36252.120.130	18-22MM	1	36252.180.220
6-8MM	1	36252.060.080						

- These magnetic ferrules are to be used in combination with the installation handle, article group 36250.
- They facilitate the installation of push-on fixing washers, with cap type A, in spring steel as well as in stainless spring steel.

FABORY

Adjusting ring, heavy, with hex socket set screws with cone point

Stelring, zware uitvoering, met binnenzeskant stelschroef met kegelpunt / Bague d'arrêt, lourde, avec vis sans tête à six pans creux à bout tronconique

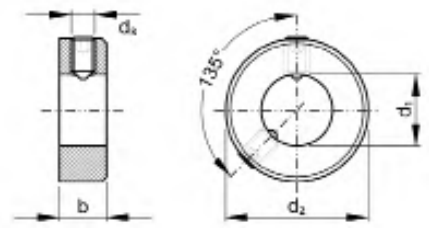

DIN **703**

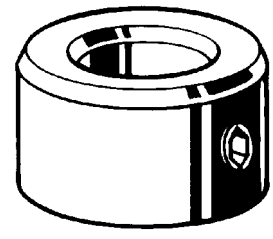

Technical Data

d_1 (H8)	b (j14)	d_2 (h13)	d_3
20 (≠DIN)	20	40	M10
25	22	56	M10
30	22	63	M10
35	22	70	M10
40	28	80	M12
45	28	80	M12
50	28	90	M12
60	28	100	M12
70	32	110	M16
80	32	125	M16
90	32	125	M16

- These adjusting rings are equipped with hex socket set screws to ISO 4027 (DIN 914).
- Adjusting rings with $d_1 \leq 70$ are provided with one set screw, rings with larger diameter are provided with two set screws.

7

37825 **Adjusting ring, heavy, with hex socket set screws with cone point / Stelring, zware uitvoering, met binnenzeskant stelschroef met kegelpunt / Bague d'arrêt, lourde, avec vis sans tête à six pans creux à bout tronconique** **L07A**

Material Free-cutting steel
Surface treatment Plain

RoHS

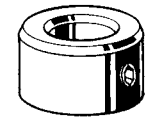

d_1	✉	Art.number	d_1	✉	Art.number	d_1	✉	Art.number
20*	10	37825.200.001	40*	5	37825.400.001	70*	5	37825.700.001
25*	10	37825.250.001	45*	5	37825.450.001	80*	5	37825.800.001
30*	10	37825.300.001	50*	5	37825.500.001	90*	5	37825.900.001
35	5	37825.350.001	60*	5	37825.600.001			

Adjusting ring with set screws

Stelring met stelschroeven / Bague d'arrêt avec vis sans tête

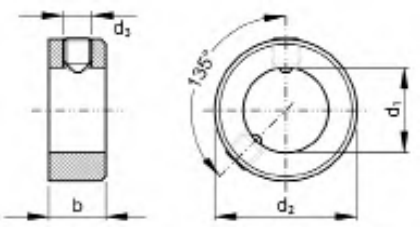

DIN 705 A

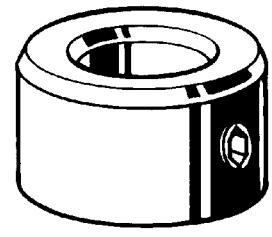

Technical Data

d_1 (H8)	b (js14)	d_2 (h13)	d_3	d_1 (H8)	b (js14)	d_2 (h13)	d_3
4	5	8	M2.5	**30**	16	45	M8
5	6	10	M3	**32**	16	50	M8
6	8	12	M4	**35**	16	56	M8
8	8	16	M4	**36**	16	56	M8
9 (≠DIN)	10	18	M5	**40**	18	63	M10
12	12	22	M6	**42 (≠DIN)**	18	63	M10
14	12	25	M6	**45**	18	70	M10
15	12	25	M6	**50**	18	80	M10
16	12	28	M6	**55**	18	80	M10
17	12	28	M6	**60**	20	90	M10
18	14	32	M6	**65**	20	100	M10
20	14	32	M6	**70**	20	100	M10
22	14	36	M6	**75**	22	110	M12
25	16	40	M8	**80**	22	110	M12
28	16	45	M8	**90**	22	125	M12

- Adjusting rings with d_2 ≤ M10 are equipped with slotted screws to ISO 7434 (DIN 553), for d_2 > M10 these are hex socket set screws to ISO 4027 (DIN 914).
- Adjusting rings with d_1 ≤ 70 are provided with one set screw, rings with larger diameter are provided with two set screws.

37816 Adjusting ring with set screws / Stelring met stelschroeven / Bague d'arrêt avec vis sans tête L07A

Material Free-cutting steel
Surface treatment Zinc plated

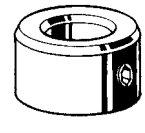

d_1	✉	Art.number	d_1	✉	Art.number	d_1	✉	Art.number
4*	25	37816.040.001	18*	10	37816.180.001	42*	5	37816.420.001
5*	25	37816.050.001	20	10	37816.200.001	45*	5	37816.450.001
6*	25	37816.060.001	22*	10	37816.220.001	50*	5	37816.500.001
8	25	37816.080.001	25	10	37816.250.001	55*	5	37816.550.001
9*	25	37816.090.001	28*	10	37816.280.001	60*	5	37816.600.001
12	10	37816.120.001	30	10	37816.300.001	65*	5	37816.650.001
14*	10	37816.140.001	32*	10	37816.320.001	70*	5	37816.700.001
15*	10	37816.150.001	35	5	37816.350.001	75*	1	37816.750.001
16	10	37816.160.001	36*	5	37816.360.001	80*	1	37816.800.001
17	10	37816.170.001	40*	5	37816.400.001	90*	1	37816.900.001

FABORY

Adjusting ring with hex socket set screws with cone point

Stelring met binnenzeskant stelschroef met kegelpunt / Bague d'arrêt avec vis sans tête à six pans creux à bout tronconique

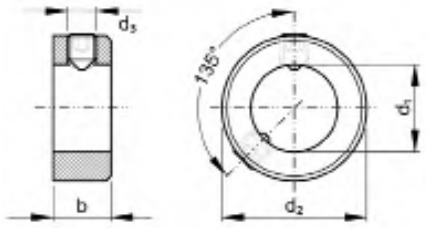

DIN **≈705A**

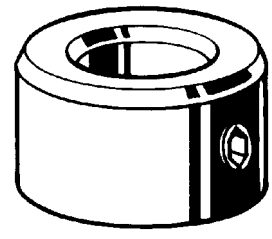

Technical Data

d_1 (H8)	b	b (js14)	d_1(H8)	d_2	d_2 (h13)	d_3
5	-	6	5	-	10	M3
6	-	8	6	-	12	M4
8	-	8	8	-	16	M4
9	-	10	9	-	18	M5
10	-	10	10	-	20	M5
11	-	10	11	-	20	M5
12	-	12	12	-	22	M6
13	-	12	13	-	22	M6
14	-	12	14	-	25	M6
15	-	12	15	-	25	M6
16	-	12	16	-	28	M6
18	-	14	18	-	32	M6
20	-	14	20	-	32	M6
22	-	14	22	-	36	M6
24	-	16	24	-	40	M8
25	-	16	25	-	40	M8
26	-	16	26	-	40	M8
28	-	16	28	-	45	M8
30	-	16	30	-	45	M8
32	-	16	32	-	50	M8
34	-	16	34	-	50	M8
35	-	16	35	-	56	M8
36	-	16	36	-	56	M8
38	-	16	38	-	56	M8
40	-	18	40	-	63	M10
45	-	18	45	-	70	M10
50	-	18	50	-	80	M10
55	-	18	55	-	80	M10
60	-	20	60	-	90	M10
65	-	20	65	-	100	M10
70	-	20	70	-	100	M10
75	22	22	75	110	110	M12
80	22	22	80	110	110	M12
90	22	22	90	125	125	M12

- These adjusting rings are equipped with hex socket set screws to ISO 4027 (DIN 914).
- Adjusting rings with $d_1 \leq 70$ are provided with one set screw, rings with larger diameter are provided with two set screws.

Article groups

Material	Class		Code	Page
St.st. A2		with ISO 4027	51371	7-146
St.st. A2	50	with DIN 914	51373	7-147

51371 **Adjusting ring with hex socket set screws with cone point / Stelring met binnenzeskant stelschroef met kegelpunt / Bague d'arrêt avec vis sans tête à six pans creux à bout tronconique** **R09A**

Material Stainless steel A2

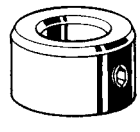

RoHS

d_1	✉	Art.number	d_1	✉	Art.number	d_1	✉	Art.number
5*	100	51371.050.001	9*	100	51371.090.001	12	50	51371.120.001
6	100	51371.060.001	10	50	51371.100.001	13	50	51371.130.001
8	100	51371.080.001	11*	50	51371.110.001	14	50	51371.140.001

7

51371	Adjusting ring with hex socket set screws with cone point / Stelring met binnenzeskant stelschroef met kegelpunt / Bague d'arrêt avec vis sans tête à six pans creux à bout tronconique	←

d_1	✉	Art.number	d_1	✉	Art.number	d_1	✉	Art.number
15	50	51371.150.001	28*	25	51371.280.001	45*	5	51371.450.001
16	50	51371.160.001	30	25	51371.300.001	50	5	51371.500.001
18	25	51371.180.001	32*	10	51371.320.001	55*	5	51371.550.001
20	25	51371.200.001	34	10	51371.340.001	60	5	51371.600.001
22*	25	51371.220.001	35	10	51371.350.001	65*	5	51371.650.001
24*	25	51371.240.001	36*	10	51371.360.001	70	5	51371.700.001
25	25	51371.250.001	38*	10	51371.380.001			
26*	25	51371.260.001	40	10	51371.400.001			

51373	Adjusting ring with hex socket set screws with cone point / Stelring met binnenzeskant stelschroef met kegelpunt / Bague d'arrêt avec vis sans tête à six pans creux à bout tronconique	R09A

Material Stainless steel A2
Class 50

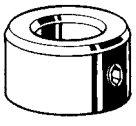

d_1	✉	Art.number	d_1	✉	Art.number	d_1	✉	Art.number
75X110X22MM*	5	51373.750.001	80X110X22MM	5	51373.800.001	90X125X22MM*	5	51373.900.001

Adjusting ring with slotted set screw

Stelring met stelschroef met gleuf / Bague d'arrêt avec vis sans tête fendue

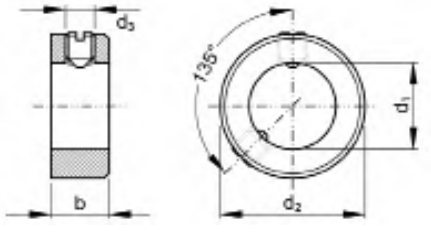

DIN **≈705A**



7

Technical Data

d_1 (H8)	b (js14)	d_2 (h13)	d_3
3	5	7	M2
4	5	8	M2.5
5	6	10	M3
6	8	12	M4
7	8	12	M4
8	8	16	M4
9	10	18	M5
10	10	20	M5
11	10	20	M5
12	12	22	M6
13	12	22	M6
14	12	25	M6
15	12	25	M6
16	12	28	M6
18	14	32	M6
20	14	32	M6
22	14	36	M6
24	16	40	M8
25	16	40	M8
26	16	40	M8
28	16	45	M8
30	16	45	M8
32	16	50	M8
34	16	50	M8
35	16	56	M8
36	16	56	M8
38	16	56	M8
40	18	63	M10
42	18	63	M10
45	18	70	M10
48	18	70	M10
50	18	80	M10
55	18	80	M10

FABORY

Technical Data

d_1 (H8)	b (js14)	d_2 (h13)	d_3
58	20	90	M10
60	20	90	M10
63	20	90	M10
65	20	100	M10
70	20	100	M10
75	22	110	M12
80	22	110	M12
85	22	125	M12
90	22	125	M12
100	25	140	M12

- These adjusting rings are equipped with slotted set screws to ISO 7434 (DIN 553).
- Adjusting rings with $d_1 \leq 70$ are provided with one set screw, rings with larger diameter are provided with two set screws.

Article groups

Material		Code	Page
Free-cutting steel	with EN 27434	37815	7-148
St.st. A1	with EN 27434	51372	7-148

37815 **Adjusting ring with slotted set screw / Stelring met stelschroef met gleuf / Bague d'arrêt avec vis sans tête fendue** **L07F**

Material Free-cutting steel



d_1	✉	Art.number	d_1	✉	Art.number	d_1	✉	Art.number
3	50	37815.030.001	16	10	37815.160.001	45	5	37815.450.001
4	50	37815.040.001	18	10	37815.180.001	48	5	37815.480.001
5	50	37815.050.001	20	10	37815.200.001	50	5	37815.500.001
6	50	37815.060.001	22	10	37815.220.001	55	1	37815.550.001
7	50	37815.070.001	25	10	37815.250.001	60	1	37815.600.001
8	50	37815.080.001	26	10	37815.260.001	63	1	37815.630.001
9	25	37815.090.001	30	10	37815.300.001	65	1	37815.650.001
10	25	37815.100.001	32	10	37815.320.001	70	1	37815.700.001
12	10	37815.120.001	34	5	37815.340.001	85*	5	37815.850.001
13*	10	37815.130.001	35	5	37815.350.001	90*	5	37815.900.001
14	10	37815.140.001	40	5	37815.400.001	100*	5	37815.960.001
15	10	37815.150.001	42	5	37815.420.001			

51372 **Adjusting ring with slotted set screw / Stelring met stelschroef met gleuf / Bague d'arrêt avec vis sans tête fendue** **R09A**

Material Stainless steel A1



d_1	✉	Art.number	d_1	✉	Art.number	d_1	✉	Art.number
5	25	51372.050.001	20	5	51372.200.001	34	2	51372.340.001
6	25	51372.060.001	24	5	51372.240.001	35	2	51372.350.001
8	25	51372.080.001	25	5	51372.250.001	36	1	51372.360.001
10	10	51372.100.001	26	5	51372.260.001	38	1	51372.380.001
11	10	51372.110.001	28	2	51372.280.001	40	1	51372.400.001
12	10	51372.120.001	30	2	51372.300.001	45	1	51372.450.001
15	10	51372.150.001	32	2	51372.320.001	50	1	51372.500.001
16	5	51372.160.001						

Adjusting ring with hex socket set screws with cup point

Stelring met binnenzeskant stelschroef met kratereind / Bague d'arrêt avec vis sans tête à six pans creux à bout cuvette

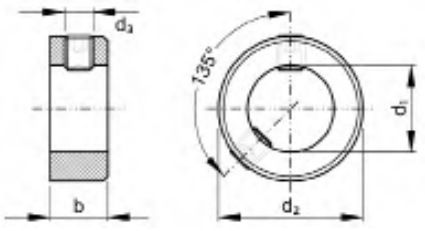

DIN ≈705A

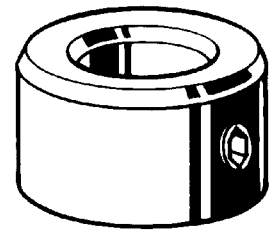

Technical Data

d_1 (H8)	b (js14)	d_2 (h13)	d_3
3	5	7	M2
4	5	8	M2.5
5	6	10	M3
6	8	12	M4
7	8	12	M4
8	8	16	M4
9	10	18	M5
10	10	20	M5
11	10	20	M5
12	12	22	M6
13	12	22	M6
14	12	25	M6
15	12	25	M6
16	12	28	M6
18	14	32	M6
20	14	32	M6
22	14	36	M6
24	16	40	M8
25	16	40	M8
26	16	40	M8
28	16	45	M8
30	16	45	M8
32	16	50	M8
34	16	50	M8
35	16	56	M8
36	16	56	M8
38	16	56	M8
40	18	63	M10
42	18	63	M10
45	18	70	M10
48	18	70	M10
50	18	80	M10
55	18	80	M10
56	18	80	M10
58	20	90	M10
60	20	90	M10
63	20	90	M10
65	20	100	M10
70	20	100	M10
75	22	110	M12
80	22	110	M12

- These adjusting rings are equipped with hex socket set screws to ISO 4029 (DIN 916).
- Adjusting rings $d_1 \leq 70$ are provided with one set screw, rings with larger diameter are provided with two set screws.

Article groups

Material	Surface treatment		Code	Page
Free-cutting steel		with ISO 4029	37810	7-150
Free-cutting steel	ZPL	with ISO 4029	37820	7-150
St.st. A1		with ISO 4029	51370	7-150

FABORY

37810 Adjusting ring with hex socket set screws with cup point / Stelring met binnenzeskant stelschroef met kratereind / Bague d'arrêt avec vis sans tête à six pans creux à bout cuvette — L07F

Material Free-cutting steel

DIN 705A/4029
NF - /E27-183
NEN - /2343
BS - /4168-5

RoHS

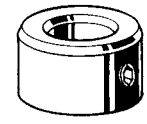

d_1	✉	Art.number	d_1	✉	Art.number	d_1	✉	Art.number
3	50	37810.030.001	18	10	37810.180.001	42	5	37810.420.001
4	50	37810.040.001	20	10	37810.200.001	45	5	37810.450.001
5	50	37810.050.001	22	10	37810.220.001	48	5	37810.480.001
6	50	37810.060.001	24	10	37810.240.001	50	5	37810.500.001
7	50	37810.070.001	25	10	37810.250.001	55	1	37810.550.001
8	50	37810.080.001	26	10	37810.260.001	56	1	37810.560.001
9	25	37810.090.001	28	10	37810.280.001	58	1	37810.580.001
10	25	37810.100.001	30	10	37810.300.001	60	1	37810.600.001
11	25	37810.110.001	32	10	37810.320.001	65	1	37810.650.001
12	10	37810.120.001	34	5	37810.340.001	70	1	37810.700.001
13	10	37810.130.001	35	5	37810.350.001	75	1	37810.750.001
14	10	37810.140.001	36	5	37810.360.001	80	1	37810.800.001
15	10	37810.150.001	38	5	37810.380.001			
16	10	37810.160.001	40	5	37810.400.001			

37820 Adjusting ring with hex socket set screws with cup point / Stelring met binnenzeskant stelschroef met kratereind / Bague d'arrêt avec vis sans tête à six pans creux à bout cuvette — L07F

Material Free-cutting steel
Surface treatment Zinc plated

DIN 705A/4029
NF - /E27-183
NEN - /2343
BS - /4168-5

RoHS

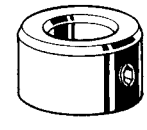

d_1	✉	Art.number	d_1	✉	Art.number	d_1	✉	Art.number
5	50	37820.050.001	16	10	37820.160.001	30	10	37820.300.001
6	50	37820.060.001	18	10	37820.180.001	35	5	37820.350.001
8	50	37820.080.001	20	10	37820.200.001	40	5	37820.400.001
10	25	37820.100.001	22	10	37820.220.001	45	5	37820.450.001
12	10	37820.120.001	25	10	37820.250.001	50	5	37820.500.001
14	10	37820.140.001	26	10	37820.260.001	60	1	37820.600.001
15	10	37820.150.001	28	10	37820.280.001	70	1	37820.700.001

51370 Adjusting ring with hex socket set screws with cup point / Stelring met binnenzeskant stelschroef met kratereind / Bague d'arrêt avec vis sans tête à six pans creux à bout cuvette — R09A

Material Stainless steel A1

DIN 705A/4029
NF - /E27-183
NEN - /2343
BS - /4168-5

RoHS

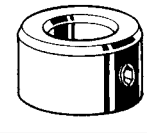

d_1	✉	Art.number	d_1	✉	Art.number	d_1	✉	Art.number
5	25	51370.050.001	16	5	51370.160.001	35	2	51370.350.001
6	25	51370.060.001	18	5	51370.180.001	36	1	51370.360.001
8	25	51370.080.001	20	5	51370.200.001	40	1	51370.400.001
10	10	51370.100.001	22	5	51370.220.001	45	1	51370.450.001
12	10	51370.120.001	25	5	51370.250.001	50	1	51370.500.001
14	10	51370.140.001	28	2	51370.280.001	60	1	51370.600.001
15	10	51370.150.001	30	2	51370.300.001			

7

Adjusting ring with pin hole

Stelring met gat voor pen / Bague d'arrêt avec trou pour goupille

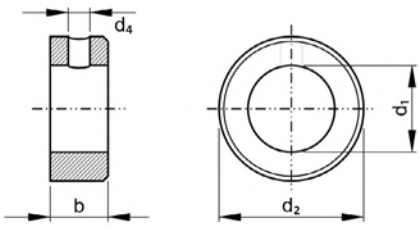

DIN 705 B



Technical Data

d_1 (H8)	b (js14)	d_2 (h13)	d_4 (H11)
4	5	8	1
5	6	10	1.5
6	8	12	1.5
8	8	16	2
10	10	20	3
12	12	22	4
14	12	25	4
15	12	25	4
16	12	28	4
18	14	32	5
20	14	32	5
22	14	36	5
24	16	40	6
25	16	40	6
28	16	45	6
30	16	45	6
32	16	50	8
35	16	56	8
36	16	56	8
40	18	63	8
45	18	70	8
50	18	80	10
55	18	80	10
60	20	90	10
65	20	100	10
70	20	100	10
80	22	110	10
85	22	125	12
90	22	125	12

- These adjusting rings are supplied without pin.

37830 Adjusting ring with pin hole / Stelring met gat voor pen / Bague d'arrêt avec trou pour goupille **L07A**

Material Free-cutting steel
Surface treatment Plain



d_1	✉	Art.number	d_1	✉	Art.number	d_1	✉	Art.number
4*	25	37830.040.001	20	10	37830.200.001	45*	5	37830.450.001
5*	25	37830.050.001	22*	10	37830.220.001	50*	5	37830.500.001
6*	25	37830.060.001	24*	10	37830.240.001	55*	5	37830.550.001
8*	25	37830.080.001	25*	10	37830.250.001	60*	5	37830.600.001
10*	25	37830.100.001	28*	10	37830.280.001	65*	5	37830.650.001
12*	10	37830.120.001	30*	10	37830.300.001	70*	5	37830.700.001
14*	10	37830.140.001	32*	10	37830.320.001	80*	5	37830.800.001
15*	10	37830.150.001	35*	5	37830.350.001	85*	5	37830.850.001
16*	10	37830.160.001	36*	5	37830.360.001	90*	5	37830.900.001
18*	10	37830.180.001	40*	5	37830.400.001			

FABORY

Clamp-adjusting ring with hexagon socket head cap screw

Klemstelring met binnenzeskantschroef / Anneau de serrage avec vis à tête cylindrique à six pans creux

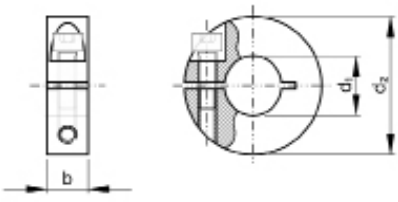

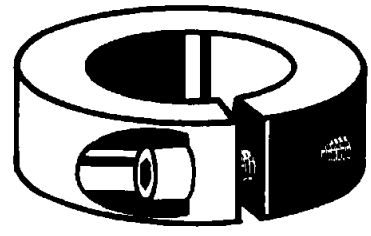

Technical Data

d_1 (H8)	b (j14)	d_1(H8)	d_2 (h13)	Screw size	d_1 (H8)	b (j14)	d_1(H8)	d_2 (h13)	Screw size
8	10	8	25	M4x16	**25**	12	25	50	M5x20
10	10	10	32	M4x16	**30**	12	30	56	M5x20
12	10	12	32	M4x16	**35**	12	35	63	M5x20
15	12	15	40	M5x20	**40**	14	40	70	M6x20
16	12	16	40	M5x20	**45**	14	45	80	M6x20
20	12	20	45	M5x20	**50**	14	50	80	M6x20

Special features of clamp-adjusting rings:
- Easy assembly and disassembly, precise positioning, very strong connection without clearance.
- Equal distribution of the clamping force over the circumference of the shaft, compensate for tolerance variations.
- They cause no damage to the shaft during assembly as shaft metal is not deformed.
- The clamp-adjusting rings are supplied with one hexagon socket head cap screw to ISO 4762 (DIN 912), class 12.9.

7

37840 **Clamp-adjusting ring with hexagon socket head cap screw / Klemstelring met binnenzeskantschroef / Anneau de serrage avec vis à tête cylindrique à six pans creux** **L07F**

Material Free-cutting steel

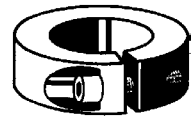

d_1	✉	Art.number	d_1	✉	Art.number	d_1	✉	Art.number
8	10	37840.080.001	16	5	37840.160.001	35	2	37840.350.001
10	10	37840.100.001	20	5	37840.200.001	40	2	37840.400.001
12	5	37840.120.001	25	5	37840.250.001	45	2	37840.450.001
15	5	37840.150.001	30	5	37840.300.001	50	2	37840.500.001

Clamp-adjusting ring with two hexagon socket head cap screws

Klemstelring met twee binnenzeskantschroeven / Anneau de serrage avec deux vis à tête cylindrique à six pans creux

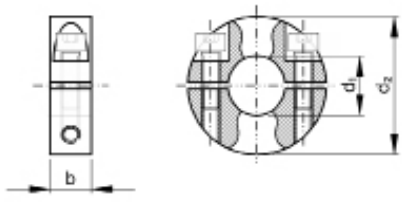

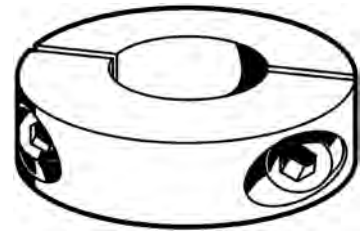

Technical Data

d_1 (H8)	b (j14)	d_2 (h13)	Screw size	d_1 (H8)	b (j14)	d_2 (h13)	Screw size
8	10	25	M4x16	**25**	12	50	M5x20
10	10	32	M4x16	**30**	12	56	M5x20
12	10	32	M4x16	**35**	12	63	M5x20
15	12	40	M5x20	**40**	14	70	M6x20
16	12	40	M5x20	**45**	14	80	M6x20
20	12	45	M5x20	**50**	14	80	M6x20

Special features of clamp-adjusting rings:
- Easy assembly and disassembly, precise positioning, very strong connection without clearance.
- Equal distribution of the clamping force over the circumference of the shaft, compensate for tolerance variations.
- They cause no damage to the shaft during assembly as shaft metal is not deformed.
- The clamp-adjusting rings are supplied with one hexagon socket head cap screw to ISO 4762 (DIN 912), class 12.9.

37845 **Clamp-adjusting ring with two hexagon socket head cap screws / Klemstelring met twee binnenzeskantschroeven / Anneau de serrage avec deux vis à tête cylindrique à six pans creux** **L07F**

Material Free-cutting steel



d_1	✉	Art.number	d_1	✉	Art.number	d_1	✉	Art.number
8	10	37845.080.001	16	5	37845.160.001	35	2	37845.350.001
10	10	37845.100.001	20	5	37845.200.001	40	2	37845.400.001
12	5	37845.120.001	25	5	37845.250.001	45	2	37845.450.001
15	5	37845.150.001	30	5	37845.300.001	50	2	37845.500.001

FABORY

O-ring

O-ring / Joint torique

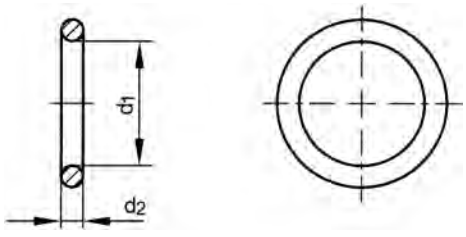



Article groups

Material		Color	Code	Page
Rubber NBR 70° Shore A	d2=1,5mm	Black	38801	7-154
Rubber NBR 70° Shore A	d2=1,6mm	Black	38802	7-154
Rubber NBR 70° Shore A	d2=1,78mm	Black	38803	7-155
Rubber NBR 70° Shore A	d2=2,0mm	Black	38805	7-155
Rubber NBR 70° Shore A	d2=2,4mm	Black	38806	7-155
Rubber NBR 70° Shore A	d2=2,5mm	Black	38807	7-155
Rubber NBR 70° Shore A	d2=2,62mm	Black	38808	7-156
Rubber NBR 70° Shore A	d2=3,0mm	Black	38810	7-156
Rubber NBR 70° Shore A	d2=3,53mm	Black	38812	7-157
Rubber NBR 70° Shore A	d2=4,0mm	Black	38814	7-157
Rubber NBR 70° Shore A	d2=5,0mm	Black	38816	7-157
Rubber FPM 80° Shore	d2=1,6mm	Black	38869	7-158
Rubber FPM 80° Shore	d2=1,78mm	Black	38871	7-158
Rubber FPM 80° Shore	d2=1,9mm	Black	38873	7-158
Rubber FPM 80° Shore	d2=2,0mm	Black	38874	7-158
Rubber FPM 80° Shore	d2=2,4mm	Black	38875	7-158
Rubber FPM 80° Shore	d2=2,62mm	Black	38877	7-159
Rubber FPM 80° Shore	d2=3,53mm	Black	38883	7-159
Rubber FPM 80° Shore	d2=4,0mm	Black	38885	7-159
Rubber FPM 80° Shore	d2=5,0mm	Black	38887	7-159

7

38801 O-ring, d2=1,5MM / O-ring, d2=1,5MM / Joint torique, d2=1,5mm — W05A

Material Rubber NBR 70° Shore A
Color Black



d_1	✉	Art.number	d_1	✉	Art.number	d_1	✉	Art.number
3,0MM	50	38801.003.001	7,0MM	50	38801.007.001	9,0MM	50	38801.009.001
5,0MM	50	38801.005.001	7,5MM	50	38801.007.501	35,0MM	10	38801.035.001
6,0MM	50	38801.006.001	8,0MM	50	38801.008.001			

38802 O-ring, d2=1,6MM / O-ring, d2=1,6MM / Joint torique, d2=1,6mm — W05A

Material Rubber NBR 70° Shore A
Color Black



d_1	✉	Art.number	d_1	✉	Art.number	d_1	✉	Art.number
3,1MM	50	38802.003.101	12,1MM	25	38802.012.101	21,1MM	25	38802.021.101
4,1MM	50	38802.004.101	13,1MM	25	38802.013.101	22,1MM	10	38802.022.101
5,1MM	50	38802.005.101	14,1MM	25	38802.014.101	25,1MM	10	38802.025.101
6,1MM	50	38802.006.101	15,1MM	25	38802.015.101	27,1MM	10	38802.027.101
7,1MM	50	38802.007.101	16,1MM	25	38802.016.101	29,1MM	10	38802.029.101
8,1MM	50	38802.008.101	17,1MM	25	38802.017.101	32,1MM	10	38802.032.101
9,1MM	50	38802.009.101	18,1MM	25	38802.018.101	35,1MM	10	38802.035.101
10,1MM	25	38802.010.101	19,1MM	25	38802.019.101	37,1MM	10	38802.037.101
11,1MM	25	38802.011.101	20,1MM	25	38802.020.101			

38803 O-ring, d2=1,78MM / O-ring, d2=1,78MM / Joint torique, d2=1,78mm W05A

Material Rubber NBR 70° Shore A
Color Black



d_1	✉	Art.number	d_1	✉	Art.number	d_1	✉	Art.number
1,78-AS 004	50	38803.001.781	10,82-AS 013	50	38803.010.821	34,65-AS 028	10	38803.034.651
2,57-AS 005	50	38803.002.571	11,11MM	50	38803.011.111	36,27MM	10	38803.036.271
2,90-AS 006	50	38803.002.901	12,42-AS 014	50	38803.012.421	37,82-AS 029	10	38803.037.821
3,17MM	50	38803.003.171	14,00-AS 015	50	38803.014.001	41,00-AS 030	10	38803.041.001
3,68-AS 007	50	38803.003.681	15,60-AS 016	25	38803.015.601	44,17-AS 031	10	38803.044.171
3,69-AS 007	50	38803.003.691	17,16-AS 017	25	38803.017.161	47,37-AS 032	10	38803.047.371
4,48-AS 008	50	38803.004.481	18,77-AS 018	25	38803.018.771	50,52-AS 033	10	38803.050.521
4,76MM	50	38803.004.761	20,35-AS 019	25	38803.020.351	53,67-AS 034	5	38803.053.671
5,28-AS 009	50	38803.005.281	21,95-AS 020	25	38803.021.951	56,87-AS 035	5	38803.056.871
6,07-AS 010	50	38803.006.071	25,12-AS 022	10	38803.025.121	60,04MM	5	38803.060.041
6,35MM	50	38803.006.351	26,70-AS 023	10	38803.026.701	63,22-AS 037	5	38803.063.221
6,75MM	50	38803.006.751	28,30-AS 024	10	38803.028.301	66,40-AS 038	5	38803.066.401
7,66-AS 011	50	38803.007.661	29,87-AS 025	10	38803.029.871	69,57-AS 039	5	38803.069.571
7,94MM	50	38803.007.941	31,47-AS 026	10	38803.031.471	72,76-AS 040	5	38803.072.761
8,73MM	50	38803.008.731	33,05-AS 027	10	38803.033.051	82,28-AS 042	5	38803.082.281
9,25-AS 012	50	38803.009.251						

38805 O-ring, d2=2,0MM / O-ring, d2=2,0MM / Joint torique, d2=2,0mm W05A

Material Rubber NBR 70° Shore A
Color Black



d_1	✉	Art.number	d_1	✉	Art.number	d_1	✉	Art.number
4,0MM	50	38805.004.001	18,0MM	25	38805.018.001	36,0MM	10	38805.036.001
5,0MM	50	38805.005.001	19,0MM	25	38805.019.001	37,0MM	10	38805.037.001
5,5MM	50	38805.005.501	20,0MM	10	38805.020.001	38,0MM	10	38805.038.001
6,0MM	50	38805.006.001	21,0MM	10	38805.021.001	40,0MM	10	38805.040.001
7,0MM	50	38805.007.001	22,0MM	10	38805.022.001	42,0MM	10	38805.042.001
8,0MM	50	38805.008.001	23,0MM	10	38805.023.001	43,0MM	10	38805.043.001
9,0MM	50	38805.009.001	24,0MM	10	38805.024.001	45,0MM	10	38805.045.001
10,0MM	50	38805.010.001	25,0MM	10	38805.025.001	46,0MM	10	38805.046.001
11,0MM	50	38805.011.001	26,0MM	10	38805.026.001	47,0MM	10	38805.047.001
12,0MM	50	38805.012.001	27,0MM	10	38805.027.001	50,0MM	10	38805.050.001
13,0MM	25	38805.013.001	28,0MM	10	38805.028.001	53,0MM	5	38805.053.001
14,0MM	25	38805.014.001	30,0MM	10	38805.030.001	55,0MM	5	38805.055.001
15,0MM	25	38805.015.001	32,0MM	10	38805.032.001	56,0MM	5	38805.056.001
16,0MM	25	38805.016.001	33,0MM	10	38805.033.001	58,0MM	5	38805.058.001
17,0MM	25	38805.017.001	35,0MM	10	38805.035.001			

38806 O-ring, d2=2,4mm / O-ring, d2=2,4MM / Joint torique, d2=2,4mm W05A

Material Rubber NBR 70° Shore A
Color Black



d_1	✉	Art.number	d_1	✉	Art.number	d_1	✉	Art.number
5,3MM	50	38806.005.301	9,3MM	50	38806.009.301	14,3MM	25	38806.014.301
6,3MM	50	38806.006.301	10,3MM	50	38806.010.301	16,3MM	25	38806.016.301
7,3MM	50	38806.007.301	11,3MM	50	38806.011.301	17,3MM	25	38806.017.301
8,0MM	50	38806.008.001	12,3MM	50	38806.012.301	20,3MM	25	38806.020.301
8,3MM	50	38806.008.301	13,3MM	50	38806.013.301	25,3MM	25	38806.025.301

38807 O-ring, d2=2,5mm / O-ring, d2=2,5MM / Joint torique, d2=2,5mm W05A

Material Rubber NBR 70° Shore A
Color Black



d_1	✉	Art.number	d_1	✉	Art.number	d_1	✉	Art.number
5,0MM	50	38807.005.001	11,0MM	50	38807.011.001	17,0MM	25	38807.017.001
6,0MM	50	38807.006.001	12,0MM	50	38807.012.001	18,0MM	10	38807.018.001
7,0MM	50	38807.007.001	13,0MM	50	38807.013.001	19,0MM	10	38807.019.001
8,0MM	50	38807.008.001	14,0MM	25	38807.014.001	20,0MM	10	38807.020.001
9,0MM	50	38807.009.001	15,0MM	25	38807.015.001	21,0MM	10	38807.021.001
10,0MM	50	38807.010.001	16,0MM	25	38807.016.001	22,0MM	10	38807.022.001

FABORY

38807 O-ring, d2=2,5mm / O-ring, d2=2,5MM / Joint torique, d2=2,5mm

d_1	✉	Art.number	d_1	✉	Art.number	d_1	✉	Art.number
23,0MM	10	38807.023.001	29,0MM	10	38807.029.001	38,0MM	10	38807.038.001
24,0MM	10	38807.024.001	30,0MM	10	38807.030.001	39,0MM	10	38807.039.001
25,0MM	10	38807.025.001	31,0MM	10	38807.031.001	40,0MM	10	38807.040.001
26,0MM	10	38807.026.001	32,0MM	10	38807.032.001	44,0MM	10	38807.044.001
27,0MM	10	38807.027.001	35,0MM	10	38807.035.001			
28,0MM	10	38807.028.001	36,0MM	10	38807.036.001			

38808 O-ring, d2=2,62mm / O-ring, d2=2,62MM / Joint torique, d2=2,62mm W05A

Material Rubber NBR 70° Shore A
Color Black



d_1	✉	Art.number	d_1	✉	Art.number	d_1	✉	Art.number
9,19-AS 110	50	38808.009.191	22,22MM	10	38808.022.221	50,47-AS 136	5	38808.050.471
9,92MM	50	38808.009.921	23,47-AS 119	10	38808.023.471	52,07-AS 137	5	38808.052.071
10,78-AS 111	50	38808.010.781	23,81MM	10	38808.023.811	55,25-AS 139	5	38808.055.251
11,91MM	50	38808.011.911	25,07-AS 120	10	38808.025.071	56,82-AS 140	5	38808.056.821
12,37-AS 112	50	38808.012.371	26,64MM	10	38808.026.641	58,42-AS 141	5	38808.058.421
12,70MM	50	38808.012.701	29,82-AS 123	10	38808.029.821	60,00-AS 142	5	38808.060.001
13,10MM	25	38808.013.101	31,42-AS 124	10	38808.031.421	61,60-AS 143	5	38808.061.601
13,95-AS 113	25	38808.013.951	33,00-AS 125	10	38808.033.001	63,17-AS 144	5	38808.063.171
15,08MM	25	38808.015.081	34,59-AS 126	10	38808.034.591	64,77-AS 145	5	38808.064.771
15,54-AS 114	25	38808.015.541	36,17-AS 127	10	38808.036.171	67,95-AS 147	5	38808.067.951
15,88MM	25	38808.015.881	37,77-AS 128	10	38808.037.771	69,52-AS 148	5	38808.069.521
17,13-AS 115	25	38808.017.131	39,34-AS 129	10	38808.039.341	71,12-AS 149	5	38808.071.121
17,86MM	25	38808.017.861	40,95-AS 130	10	38808.040.951	74,30MM	5	38808.074.301
18,72-AS 116	25	38808.018.721	44,12-AS 132	10	38808.044.121	80,60MM	5	38808.080.601
20,29-AS 117	10	38808.020.291	45,69-AS 133	10	38808.045.691	82,22-AS 152	5	38808.082.221
20,63MM	10	38808.020.631	47,29-AS 134	10	38808.047.291	83,80MM	5	38808.083.801
21,89-AS 118	10	38808.021.891	48,90-AS 135	10	38808.048.901	94,93MM	5	38808.094.931

38810 O-ring, d2=3,0mm / O-ring, d2=3,0MM / Joint torique, d2=3,0mm W05A

Material Rubber NBR 70° Shore A
Color Black



d_1	✉	Art.number	d_1	✉	Art.number	d_1	✉	Art.number
5,0MM	50	38810.005.001	26,0MM	10	38810.026.001	52,0MM	5	38810.052.001
6,0MM	50	38810.006.001	26,2MM	10	38810.026.201	54,5MM	5	38810.054.501
7,0MM	50	38810.007.001	27,0MM	10	38810.027.001	56,0MM	5	38810.056.001
8,0MM	50	38810.008.001	28,0MM	10	38810.028.001	58,0MM	5	38810.058.001
9,0MM	50	38810.009.001	29,0MM	10	38810.029.001	59,0MM	5	38810.059.001
10,0MM	50	38810.010.001	30,0MM	10	38810.030.001	62,0MM	5	38810.062.001
11,0MM	50	38810.011.001	31,0MM	10	38810.031.001	64,5MM	5	38810.064.501
12,0MM	50	38810.012.001	32,0MM	10	38810.032.001	66,0MM	5	38810.066.001
13,0MM	50	38810.013.001	33,0MM	10	38810.033.001	72,0MM	5	38810.072.001
14,0MM	25	38810.014.001	34,0MM	10	38810.034.001	74,5MM	5	38810.074.501
15,0MM	25	38810.015.001	35,0MM	10	38810.035.001	78,0MM	5	38810.078.001
16,0MM	25	38810.016.001	36,0MM	10	38810.036.001	79,5MM	5	38810.079.501
17,0MM	25	38810.017.001	37,0MM	10	38810.037.001	84,5MM	5	38810.084.501
18,0MM	25	38810.018.001	38,0MM	10	38810.038.001	89,5MM	5	38810.089.501
19,0MM	25	38810.019.001	39,0MM	10	38810.039.001	108,0MM	5	38810.108.001
20,0MM	25	38810.020.001	40,0MM	10	38810.040.001	119,5MM	5	38810.119.501
20,2MM	10	38810.020.201	41,0MM	10	38810.041.001	175,0MM	5	38810.175.001
21,0MM	10	38810.021.001	42,0MM	10	38810.042.001	180,0MM	5	38810.180.001
22,0MM	10	38810.022.001	43,0MM	10	38810.043.001	195,0MM	5	38810.195.001
22,2MM	10	38810.022.201	44,0MM	10	38810.044.001	210,0MM	5	38810.210.001
23,0MM	10	38810.023.001	45,0MM	10	38810.045.001	220,0MM	5	38810.220.001
24,0MM	10	38810.024.001	46,0MM	10	38810.046.001	245,0MM	5	38810.245.001
24,2MM	10	38810.024.201	47,0MM	10	38810.047.001	250,0MM	5	38810.250.001
25,0MM	10	38810.025.001	48,0MM	10	38810.048.001	300,0MM	5	38810.300.001

7

38812 O-ring, d2=3,53mm / O-ring, d2=3,53MM / Joint torique, d2=3,53mm — W05A

Material Rubber NBR 70° Shore A
Color Black



d_1	✉	Art.number	d_1	✉	Art.number	d_1	✉	Art.number
18,64-AS 210	25	38812.018.641	44,45MM	10	38812.044.451	72,62-AS 233	5	38812.072.621
20,22-AS 211	10	38812.020.221	46,04MM	10	38812.046.041	74,60MM	5	38812.074.601
21,82-AS 212	10	38812.021.821	47,22-AS 225	10	38812.047.221	78,97-AS 235	5	38812.078.971
23,40-AS 213	10	38812.023.401	49,21MM	10	38812.049.211	82,14-AS 236	5	38812.082.141
24,99-AS 214	10	38812.024.991	50,40MM	5	38812.050.401	85,32-AS 237	5	38812.085.321
25,80MM	10	38812.025.801	50,80-AS 226	5	38812.050.801	91,67-AS 238	5	38812.091.671
26,58-AS 215	10	38812.026.581	52,39MM	5	38812.052.391	94,84-AS 240	5	38812.094.841
28,17-AS 216	10	38812.028.171	53,57-AS 227	5	38812.053.571	98,02-AS 241	5	38812.098.021
29,75-AS 217	10	38812.029.751	53,98MM	5	38812.053.981	101,20-AS 242	5	38812.101.201
31,34-AS 218	10	38812.031.341	55,56MM	5	38812.055.561	104,37-AS 243	5	38812.104.371
32,92-AS 219	10	38812.032.941	57,15MM	5	38812.057.151	107,54-AS 244	5	38812.107.541
34,52-AS 220	10	38812.034.521	58,74MM	5	38812.058.741	110,72-AS 245	5	38812.110.721
36,10-AS 221	10	38812.036.101	59,92-AS 229	5	38812.059.921	117,07-AS 247	5	38812.117.071
37,69-AS 222	10	38812.037.691	60,33MM	5	38812.060.331	123,42-AS 249	5	38812.123.421
39,69MM	10	38812.039.691	66,27-AS 231	5	38812.066.271	132,94-AS 252	5	38812.132.941
40,87-AS 223	10	38812.040.871	68,26MM	5	38812.068.261	136,12-AS 253	5	38812.136.121
41,28MM	10	38812.041.281	69,44-AS 232	5	38812.069.441	142,47-AS 255	5	38812.142.471
42,86MM	10	38812.042.861	69,85MM	5	38812.069.851	151,99-AS 258	5	38812.151.991
44,04-AS 224	10	38812.044.041	71,44MM	5	38812.071.441			

38814 O-ring, d2=4,0mm / O-ring, d2=4,0MM / Joint torique, d2=4,0mm — W05A

Material Rubber NBR 70° Shore A
Color Black



d_1	✉	Art.number	d_1	✉	Art.number	d_1	✉	Art.number
9,0MM	50	38814.009.001	30,0MM	10	38814.030.001	55,0MM	5	38814.055.001
10,0MM	50	38814.010.001	32,0MM	10	38814.032.001	58,0MM	5	38814.058.001
12,0MM	25	38814.012.001	34,0MM	10	38814.034.001	59,0MM	5	38814.059.001
14,0MM	25	38814.014.001	35,0MM	10	38814.035.001	60,0MM	5	38814.060.001
16,0MM	25	38814.016.001	36,0MM	10	38814.036.001	64,0MM	5	38814.064.001
18,0MM	25	38814.018.001	38,0MM	10	38814.038.001	65,0MM	5	38814.065.001
19,0MM	25	38814.019.001	40,0MM	10	38814.040.001	66,0MM	5	38814.066.001
20,0MM	25	38814.020.001	42,0MM	10	38814.042.001	70,0MM	5	38814.070.001
21,0MM	25	38814.021.001	43,0MM	10	38814.043.001	72,0MM	5	38814.072.001
22,0MM	25	38814.022.001	44,0MM	10	38814.044.001	75,0MM	5	38814.075.001
23,0MM	25	38814.023.001	48,0MM	10	38814.048.001	78,0MM	5	38814.078.001
24,0MM	25	38814.024.001	49,0MM	10	38814.049.001	80,0MM	5	38814.080.001
25,0MM	10	38814.025.001	50,0MM	10	38814.050.001	87,0MM	5	38814.087.001
26,0MM	10	38814.026.001	52,0MM	5	38814.052.001	125,0MM	5	38814.125.001
28,0MM	10	38814.028.001						

38816 O-ring, d2=5,0mm / O-ring, d2=5,0MM / Joint torique, d2=5,0mm — W05A

Material Rubber NBR 70° Shore A
Color Black



d_1	✉	Art.number	d_1	✉	Art.number	d_1	✉	Art.number
12,0MM	25	38816.012.001	22,0MM	10	38816.022.001	45,0MM	10	38816.045.001
15,0MM	25	38816.015.001	23,0MM	10	38816.023.001	48,0MM	10	38816.048.001
16,0MM	25	38816.016.001	25,0MM	10	38816.025.001	50,0MM	10	38816.050.001
17,0MM	25	38816.017.001	27,0MM	10	38816.027.001	55,0MM	5	38816.055.001
18,0MM	25	38816.018.001	30,0MM	10	38816.030.001	65,0MM	5	38816.065.001
19,0MM	25	38816.019.001	35,0MM	10	38816.035.001	70,0MM	5	38816.070.001
20,0MM	10	38816.020.001	40,0MM	10	38816.040.001	75,0MM	5	38816.075.001
21,0MM	10	38816.021.001						

38869 O-ring (Viton), d2=1,6mm / O-ring (Viton), d2=1,6MM / Joint torique (Viton), d2=1,6mm — W07A

Material Rubber FPM 80° Shore
Color Black



d_1	✉	Art.number	d_1	✉	Art.number	d_1	✉	Art.number
2,2MM	50	38869.002.201	4,7MM	50	38869.004.701	10,1MM	25	38869.010.101
2,8MM	50	38869.002.801	5,1MM	50	38869.005.101	11,1MM	25	38869.011.101
3,1MM	50	38869.003.101	6,1MM	50	38869.006.101	12,1MM	25	38869.012.101
3,7MM	50	38869.003.701	7,1MM	50	38869.007.101	13,1MM	25	38869.013.101
4,1MM	50	38869.004.101	9,1MM	50	38869.009.101			

38871 O-ring (Viton), d2=1,78mm / O-ring (Viton), d2=1,78MM / Joint torique (Viton), d2=1,78mm — W07A

Material Rubber FPM 80° Shore
Color Black



d_1	✉	Art.number	d_1	✉	Art.number	d_1	✉	Art.number
2,90-AS 006	50	38871.002.901	6,07-AS 010	50	38871.006.071	12,42-AS 014	25	38871.012.421
3,69-AS 007	50	38871.003.691	7,65MM	50	38871.007.651	14,00MM	25	38871.014.001
4,48-AS 008	50	38871.004.481	9,25-AS 012	50	38871.009.251	15,60-AS 016	25	38871.015.601
5,28-AS 009	50	38871.005.281	10,82-AS 013	25	38871.010.821	17,17MM	25	38871.017.171

38873 O-ring (Viton), d2=1,9mm / O-ring (Viton), d2=1,9MM / Joint torique (Viton), d2=1,9mm — W07A

Material Rubber FPM 80° Shore
Color Black



d_1	✉	Art.number	d_1	✉	Art.number	d_1	✉	Art.number
2,4MM	50	38873.002.401	4,2MM	50	38873.004.201	7,2MM	50	38873.007.201
2,6MM	50	38873.002.601	4,9MM	50	38873.004.901	8,9MM	50	38873.008.901
3,4MM	50	38873.003.401	5,7MM	50	38873.005.701			

38874 O-ring (Viton), d2=2,0mm / O-ring (Viton), d2=2,0MM / Joint torique (Viton), d2=2,0mm — W07A

Material Rubber FPM 80° Shore
Color Black



d_1	✉	Art.number	d_1	✉	Art.number	d_1	✉	Art.number
4,0MM	50	38874.004.001	10,0MM	25	38874.010.001	16,0MM	25	38874.016.001
6,0MM	50	38874.006.001	12,0MM	25	38874.012.001	18,0MM	25	38874.018.001
8,0MM	50	38874.008.001	14,0MM	25	38874.014.001	20,0MM	10	38874.020.001

38875 O-ring (Viton), d2=2,4mm / O-ring (Viton), d2=2,4MM / Joint torique (Viton), d2=2,4mm — W07A

Material Rubber FPM 80° Shore
Color Black



d_1	✉	Art.number	d_1	✉	Art.number	d_1	✉	Art.number
3,3MM	50	38875.003.301	8,3MM	50	38875.008.301	12,3MM	50	38875.012.301
4,3MM	50	38875.004.301	9,3MM	50	38875.009.301	13,3MM	25	38875.013.301
5,3MM	50	38875.005.301	10,3MM	25	38875.010.301	14,3MM	25	38875.014.301
6,3MM	50	38875.006.301	11,3MM	25	38875.011.301	15,3MM	25	38875.015.301
7,3MM	50	38875.007.301						

38877 O-ring (Viton), d2=2,62mm / O-ring (Viton), d2=2,62MM / Joint torique (Viton), d2=2,62mm — W07A

Material Rubber FPM 80° Shore
Color Black



d_1	✉	Art.number	d_1	✉	Art.number	d_1	✉	Art.number
9,20MM	50	38877.009.201	15,54-AS 114	25	38877.015.541	20,30MM	10	38877.020.301
10,78-AS 111	25	38877.010.781	17,12MM	25	38877.017.121	21,90MM	10	38877.021.901
12,37-AS 112	25	38877.012.371	18,72-AS 116	25	38877.018.721	23,47-AS 119	10	38877.023.471
13,95-AS 113	25	38877.013.951						

38883 O-ring (Viton), d2=3,53mm / O-ring (Viton), d2=3,53MM / Joint torique (Viton), d2=3,53mm — W07A

Material Rubber FPM 80° Shore
Color Black



d_1	✉	Art.number	d_1	✉	Art.number	d_1	✉	Art.number
18,64-AS 210	25	38883.018.641	26,57MM	10	38883.026.571	34,52-AS 220	10	38883.034.521
20,22-AS 211	10	38883.020.221	28,17-AS 216	10	38883.028.171	36,09MM	10	38883.036.091
21,82-AS 212	10	38883.021.821	29,74MM	10	38883.029.741	37,69MM	10	38883.037.691
23,39MM	10	38883.023.391	31,34-AS 218	10	38883.031.341	40,87-AS 223	10	38883.040.871
24,99-AS 214	10	38883.024.991	32,92MM	10	38883.032.921			

38885 O-ring (Viton), d2=4,0mm / O-ring (Viton), d2=4,0MM / Joint torique (Viton), d2=4,0mm — W07A

Material Rubber FPM 80° Shore
Color Black



d_1	✉	Art.number	d_1	✉	Art.number	d_1	✉	Art.number
30,0MM	10	38885.030.001	34,0MM	10	38885.034.001	38,0MM	10	38885.038.001
32,0MM	10	38885.032.001	35,0MM	10	38885.035.001	40,0MM	10	38885.040.001

38887 O-ring (Viton), d2=5,0mm / O-ring (Viton), d2=5,0MM / Joint torique (Viton), d2=5,0mm — W07A

Material Rubber FPM 80° Shore
Color Black



d_1	✉	Art.number	d_1	✉	Art.number
40,0MM	10	38887.040.001	50,0MM	10	38887.050.001

FABORY

O-ring wire

O-ring snoer / Fil joint torique

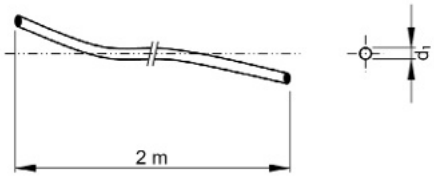



38840 **O-ring wire / O-ring snoer / Fil joint torique** **W05A**

Material Rubber NBR 70° Shore A
Color Black



d_1	✉	Art.number	d_1	✉	Art.number	d_1	✉	Art.number
1,78	1	38840.001.781	3,53	1	38840.003.531	5,7	1	38840.005.701
2,0	1	38840.002.001	4,0	1	38840.004.001	6,0	1	38840.006.001
2,40	1	38840.002.401	5,0	1	38840.005.001	6,99	1	38840.006.991
3,0	1	38840.003.001	5,34	1	38840.005.341	8,0	1	38840.008.001

Tap washer

Dichtring voor kranen / Rondelle de robinet

7

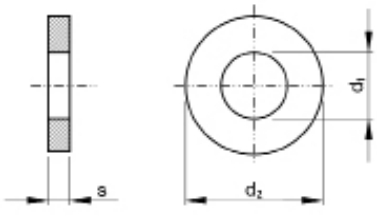



38881 **Tap washer / Dichtring voor kranen / Rondelle de robinet** **W05L**

Material TPE / EPDM



d_1 x d_2 x s	✉	Art.number	d_1 x d_2 x s	✉	Art.number	d_1 x d_2 x s	✉	Art.number
4X16X4	50	38881.040.016	5,5X15,5X3	50	38881.055.015	12X25X4	50	38881.120.025
4X18X4	50	38881.040.018	8,5X19X3	50	38881.085.019	12X31X4	50	38881.120.031
5,5X13X3	50	38881.055.013						

Detailed information:
- 38881.040.016: TPE nature tap washer for commercial faucets 1/2".
- 38881.040.018: EPDM black tap washer for commercial faucets 1/2".
- 38881.055.013: TPE nature tap washer for KIWA faucets 3/8".
- 38881.055.015: TPE nature tap washer for KIWA faucets 1/2" and stopcocks 3/8" (12 mm).
- 38881.085.019: TPE nature tap washer for KIWA faucets 3/4" and stopcocks 1/2" (15 mm).
- 38881.120.025: TPE nature tap washer for KIWA faucets 1" and stopcocks 3/4" (22 mm).
- 38881.120.031: EPDM black tap washer for KIWA faucets 5/4" and stopcocks 1" (28 mm).

Fibre sealing washer

Fiber afdichtring / Rondelle d'étanchéité en fibre

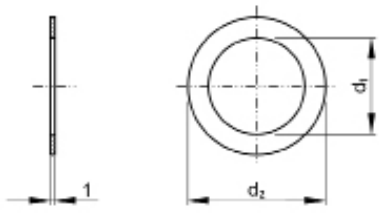



50900 **Fibre sealing washer / Fiber afdichtring / Rondelle d'étanchéité en fibre** **W05C**

Material Vulcanized fibre Vf3110 DIN 7737



d_1 x d_2	✉	Art.number	d_1 x d_2	✉	Art.number	d_1 x d_2	✉	Art.number
3X5MM	200	50900.030.005	8,5X14MM	200	50900.085.014	18X24MM	100	50900.180.024
3,5X6MM	200	50900.035.006	9X14MM	200	50900.090.014	19X23MM	100	50900.190.023
4X6,5MM	200	50900.040.006	9,5X14MM	200	50900.095.014	20X24MM	100	50900.200.024
4,5X8MM	200	50900.045.008	10X14MM	200	50900.100.014	22X26MM	50	50900.220.026
5X8MM	200	50900.050.008	10,5X17MM	200	50900.105.017	24X28MM	50	50900.240.028
5X10MM	200	50900.050.010	11X17MM	200	50900.110.017	25X34MM	50	50900.250.034
5,5X9MM	200	50900.055.009	12X16MM	200	50900.120.016	26X33MM	50	50900.260.033
6X9MM	200	50900.060.009	12,5X18MM	100	50900.125.018	28X40MM	50	50900.280.040
6X10MM	200	50900.060.010	13X18MM	100	50900.130.018	30X42MM	50	50900.300.042
6X12MM	200	50900.060.012	14X18MM	100	50900.140.018	32X44MM	25	50900.320.044
6,5X10MM	200	50900.065.010	15X19MM	100	50900.150.019	34X46MM	25	50900.340.046
7X10MM	200	50900.070.010	16X20MM	100	50900.160.020	36X48MM	25	50900.360.048
8X12MM	200	50900.080.012	16X21MM	100	50900.160.021	38X50MM	25	50900.380.050
8X16MM	200	50900.080.016	17X22MM	100	50900.170.022	40X52MM	25	50900.400.052

Fibre sealing washer for Toyota

Fiber afdichtring voor Toyota / Rondelle d'étanchéité en fibre pour Toyota

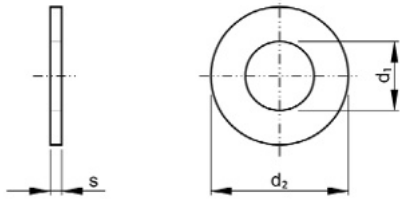



72037 **Fibre sealing washer for Toyota / Fiber afdichtring voor Toyota / Rondelle d'étanchéité en fibre pour Toyota** **Y92E**

Material Centellen 200 WS3855



d_1 x d_2 x s	✉	Art.number	d_1 x d_2 x s	✉	Art.number
12X24X2MM	25	72037.120.020	18X28X2MM	25	72037.180.020

7

FABORY

Plain washer type A wide

Vlakke sluitring type A met grote buitendiameter / Rondelle plate type A large

ASME B18.21.1

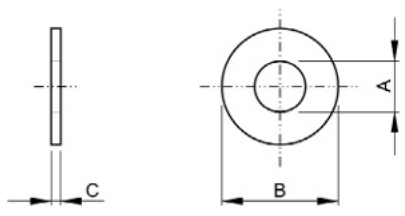



Technical Data

For nom. size	A	B	C
1/4	0.312	0.734	0.065
5/16	0.375	0.875	0.083
3/8	0.438	1.000	0.083
7/16	0.500	1.250	0.083
1/2	0.562	1.375	0.109
9/16	0.625	1.469	0.109
5/8	0.688	1.750	0.134
3/4	0.812	2.000	0.148
7/8	0.938	2.250	0.165
1 Inch	1.062	2.500	0.165
1.1/8	1.250	2.750	0.165
1.1/4	1.375	3.000	0.165
1.3/8	1.500	3.250	0.180
1.1/2	1.625	3.500	0.180

7

Article groups

Material	Surface treatment	Code	Page
St.	Plain	U38100	7-162
St.	ZPL	U38130	7-162
St.	HDG	U38157	7-163
St.st. AISI 304		U51420	7-163
St.st. AISI 316		U55420	7-163

U38100 Plain washer type A wide / Vlakke sluitring type A met grote buitendiameter / Rondelle plate type A large **X09A**

Material Steel
Surface treatment Plain



For nom. size	✉	Art.number	For nom. size	✉	Art.number	For nom. size	✉	Art.number
1/4	100	U38100.025.0001	9/16*	25	U38100.056.0001	1.1/8*	5	U38100.112.0001
5/16	100	U38100.031.0001	5/8	25	U38100.062.0001	1.1/4*	5	U38100.125.0001
3/8	100	U38100.037.0001	3/4	20	U38100.075.0001	1.3/8*	5	U38100.137.0001
7/16*	50	U38100.043.0001	7/8	10	U38100.087.0001	1.1/2*	5	U38100.150.0001
1/2	50	U38100.050.0001	1 Inch	5	U38100.100.0001			

U38130 Plain washer type A wide / Vlakke sluitring type A met grote buitendiameter / Rondelle plate type A large **X09A**

Material Steel
Surface treatment Zinc plated



For nom. size	✉	Art.number	For nom. size	✉	Art.number	For nom. size	✉	Art.number
1/4	100	U38130.025.0001	9/16	25	U38130.056.0001	1.1/8*	5	U38130.112.0001
5/16	100	U38130.031.0001	5/8	25	U38130.062.0001	1.1/4*	5	U38130.125.0001
3/8	100	U38130.037.0001	3/4	20	U38130.075.0001	1.3/8*	5	U38130.137.0001
7/16	50	U38130.043.0001	7/8	10	U38130.087.0001	1.1/2*	5	U38130.150.0001
1/2	50	U38130.050.0001	1 Inch	5	U38130.100.0001			

U38157 Plain washer type A wide / Vlakke sluitring type A met grote buitendiameter / Rondelle plate type A large X09A

Material Steel
Surface treatment Hot dip galvanized



For nom. size	✉	Art.number	For nom. size	✉	Art.number	For nom. size	✉	Art.number
1/4*	100	U38157.025.0001	9/16*	25	U38157.056.0001	1.1/8*	5	U38157.112.0001
5/16*	100	U38157.031.0001	5/8*	25	U38157.062.0001	1.1/4*	5	U38157.125.0001
3/8*	100	U38157.037.0001	3/4*	20	U38157.075.0001	1.3/8*	5	U38157.137.0001
7/16*	50	U38157.043.0001	7/8*	10	U38157.087.0001	1.1/2*	5	U38157.150.0001
1/2*	50	U38157.050.0001	1 Inch*	5	U38157.100.0001			

U51420 Plain washer type A wide / Vlakke sluitring type A met grote buitendiameter / Rondelle plate type A large X15A

Material Stainless steel AISI 304



For nom. size	✉	Art.number	For nom. size	✉	Art.number	For nom. size	✉	Art.number
1/4	50	U51420.025.0001	9/16	25	U51420.056.0001	1.1/8*	5	U51420.112.0001
5/16	50	U51420.031.0001	5/8*	25	U51420.062.0001	1.1/4*	5	U51420.125.0001
3/8	50	U51420.037.0001	3/4*	20	U51420.075.0001	1.3/8*	5	U51420.137.0001
7/16	25	U51420.043.0001	7/8*	5	U51420.087.0001	1.1/2*	5	U51420.150.0001
1/2	25	U51420.050.0001	1 Inch*	5	U51420.100.0001			

U55420 Plain washer type A wide / Vlakke sluitring type A met grote buitendiameter / Rondelle plate type A large X15A

Material Stainless steel AISI 316



For nom. size	✉	Art.number	For nom. size	✉	Art.number	For nom. size	✉	Art.number
1/4*	50	U55420.025.0001	1/2	25	U55420.050.0001	1.1/8*	5	U55420.112.0001
5/16*	50	U55420.031.0001	5/8*	25	U55420.062.0001	1.1/4*	5	U55420.125.0001
3/8	50	U55420.037.0001	7/8*	5	U55420.087.0001	1.3/8*	5	U55420.137.0001
7/16*	25	U55420.043.0001	1 Inch*	5	U55420.100.0001	1.1/2*	5	U55420.150.0001

FABORY

Plain washer type A narrow

Vlakke sluitring type A met kleine buitendiameter / Rondelle plate type A étroite

ASME B18.21.1

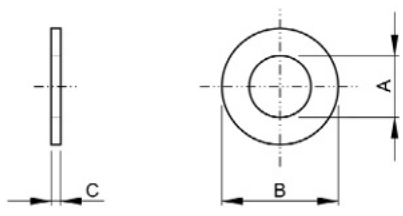



Technical Data

For nom. size	A	B	C
1/4	0.281	0.625	0.065
5/16	0.344	0.688	0.065
3/8	0.406	0.812	0.065
7/16	0.469	0.922	0.065
1/2	0.531	1.062	0.095
9/16	0.594	1.156	0.095
5/8	0.656	1.312	0.095
3/4	0.812	1.469	0.134
7/8	0.938	1.750	0.134
1 Inch	1.062	2.000	0.134
1.1/8	1.250	2.250	0.134
1.1/4	1.375	2.500	0.165
1.3/8	1.500	2.750	0.165
1.1/2	1.625	3.000	0.165

7

Article groups

Material	Surface treatment	Code	Page
St.	Plain	U38200	7-164
St.	ZPL	U38205	7-164
St.st. AISI 304		U51205	7-165
St.st. AISI 316		U55205	7-165

U38200 Plain washer type A narrow / Vlakke sluitring type A met kleine buitendiameter / Rondelle plate type A étroite **X09A**

Material Steel
Surface treatment Plain



For nom. size	✉	Art.number	For nom. size	✉	Art.number	For nom. size	✉	Art.number
1/4*	100	U38200.025.0001	9/16*	25	U38200.056.0001	1.1/8*	5	U38200.112.0001
5/16*	100	U38200.031.0001	5/8*	25	U38200.062.0001	1.1/4*	5	U38200.125.0001
3/8	100	U38200.037.0001	3/4	20	U38200.075.0001	1.3/8*	5	U38200.137.0001
7/16	50	U38200.043.0001	7/8*	10	U38200.087.0001	1.1/2*	5	U38200.150.0001
1/2	50	U38200.050.0001	1 Inch*	5	U38200.100.0001			

U38205 Plain washer type A narrow / Vlakke sluitring type A met kleine buitendiameter / Rondelle plate type A étroite **X09A**

Material Steel
Surface treatment Zinc plated



For nom. size	✉	Art.number	For nom. size	✉	Art.number	For nom. size	✉	Art.number
1/4	100	U38205.025.0001	9/16*	25	U38205.056.0001	1.1/8*	5	U38205.112.0001
5/16	100	U38205.031.0001	5/8	25	U38205.062.0001	1.1/4*	5	U38205.125.0001
3/8	100	U38205.037.0001	3/4	20	U38205.075.0001	1.3/8*	5	U38205.137.0001
7/16*	50	U38205.043.0001	7/8*	10	U38205.087.0001	1.1/2*	5	U38205.150.0001
1/2	50	U38205.050.0001	1 Inch*	5	U38205.100.0001			

U51205 **Plain washer type A narrow / Vlakke sluitring type A met kleine buitendiameter / Rondelle plate type A étroite** **X15A**

Material Stainless steel AISI 304



For nom. size	✉	Art.number	For nom. size	✉	Art.number	For nom. size	✉	Art.number
1/4*	50	U51205.025.0001	9/16*	25	U51205.056.0001	1.1/8*	5	U51205.112.0001
5/16	50	U51205.031.0001	5/8*	25	U51205.062.0001	1.1/4*	5	U51205.125.0001
3/8	50	U51205.037.0001	3/4*	20	U51205.075.0001	1.3/8*	5	U51205.137.0001
7/16*	25	U51205.043.0001	7/8*	5	U51205.087.0001	1.1/2*	5	U51205.150.0001
1/2*	25	U51205.050.0001	1 Inch*	5	U51205.100.0001			

U55205 **Plain washer type A narrow / Vlakke sluitring type A met kleine buitendiameter / Rondelle plate type A étroite** **X15A**

Material Stainless steel AISI 316



For nom. size	✉	Art.number	For nom. size	✉	Art.number	For nom. size	✉	Art.number
1/4*	50	U55205.025.0001	9/16*	25	U55205.056.0001	1.1/8*	5	U55205.112.0001
5/16*	50	U55205.031.0001	5/8*	25	U55205.062.0001	1.1/4*	5	U55205.125.0001
3/8*	50	U55205.037.0001	3/4*	20	U55205.075.0001	1.3/8*	5	U55205.137.0001
7/16*	25	U55205.043.0001	7/8*	5	U55205.087.0001	1.1/2*	5	U55205.150.0001
1/2	25	U55205.050.0001	1 Inch*	5	U55205.100.0001			

Fender washer

Carrosseriering staal / Rondelle plate non métrique

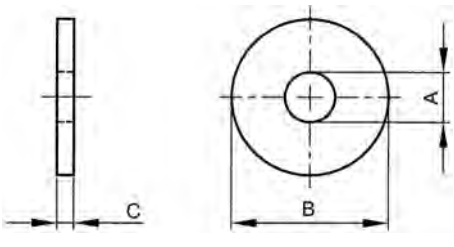

ASME **≈B18.22.1**



Technical Data

For nom. size	A	B	C
U38160.013.0002 NO.6	0.1560	0.5630	0.0470
U38160.016.0001 NO.8	0.1880	0.7500	0.0470
U38160.019.0002 NO.10	0.2190	0.6880	0.0470
U38160.019.0008 NO.10	0.2190	1.0000	0.1250
U38160.019.0009 NO.10	0.2190	1.0000	0.2500
U38160.025.0001 1/4	0.2850	0.5000	0.0470
U38160.025.0002 1/4	0.2850	0.5630	0.0470
U38160.025.0008 1/4	0.2850	1.5000	0.1250
U38160.025.0009 1/4	0.2850	1.5000	0.2500
U38160.031.0001 5/16	0.3480	0.6250	0.0470
U38160.031.0008 5/16	0.3480	2.0000	0.1250
U38160.031.0009 5/16	0.3480	2.0000	0.2500
U38160.037.0005 3/8	0.4100	2.0000	0.1250
U38160.037.0006 3/8	0.4100	2.0000	0.2500
U38160.050.0003 1/2	0.5350	2.0000	0.1250
U38160.050.0004 1/2	0.5350	2.0000	0.2500
U38160.050.0006 1/2	0.5350	3.0000	0.2500
U38160.062.0001 5/8	0.6880	2.5000	0.1250
U38160.062.0002 5/8	0.6880	2.5000	0.2500
U38160.062.0003 5/8	0.6880	3.0000	0.2500
U38160.075.0001 3/4	0.7810	3.0000	0.1250
U38160.075.0002 3/4	0.7810	3.0000	0.2500
U38160.075.0003 3/4	0.7810	3.0000	0.3750
U38160.087.0001 7/8	0.9380	3.0000	0.2500
U38160.087.0002 7/8	0.9380	3.2500	0.1250
U38160.087.0003 7/8	0.9380	3.2500	0.2500
U38160.087.0004 7/8	0.9380	3.2500	0.3750
U38160.100.0001 1	1.0630	3.2500	0.2500

FABORY

Technical Data

For nom. size	A	B	C
U38160.100.0002 1	1.0630	3.5000	0.1250
U38160.100.0003 1	1.0630	3.5000	0.2500
U38160.100.0004 1	1.0630	3.5000	0.3750
U38160.125.0001 1.1/4	1.3750	4.0000	0.5000

U38160 **Fender washer / Carrosseriering staal / Rondelle plate non métrique** **X09A**

Material Steel
Surface treatment Plain



For nom. size	✉	Art.number	For nom. size	✉	Art.number	For nom. size	✉	Art.number
#6*	100	U38160.013.0002	5/16*	100	U38160.031.0009	3/4*	20	U38160.075.0003
#8*	100	U38160.016.0001	3/8*	100	U38160.037.0005	7/8*	10	U38160.087.0001
#10*	100	U38160.019.0002	3/8*	100	U38160.037.0006	7/8*	10	U38160.087.0002
#10*	100	U38160.019.0008	1/2	50	U38160.050.0003	7/8*	10	U38160.087.0003
#10*	100	U38160.019.0009	1/2*	50	U38160.050.0004	7/8*	10	U38160.087.0004
1/4*	100	U38160.025.0001	1/2*	50	U38160.050.0006	1 Inch*	5	U38160.100.0001
1/4*	100	U38160.025.0002	5/8*	25	U38160.062.0001	1 Inch*	5	U38160.100.0002
1/4*	100	U38160.025.0008	5/8*	25	U38160.062.0002	1 Inch*	5	U38160.100.0003
1/4*	100	U38160.025.0009	5/8*	25	U38160.062.0003	1 Inch*	5	U38160.100.0004
5/16*	100	U38160.031.0001	3/4*	20	U38160.075.0001	1.1/4*	5	U38160.125.0001
5/16*	100	U38160.031.0008	3/4*	20	U38160.075.0002			

Fender washer

Carrosseriering / Rondelle plate

7

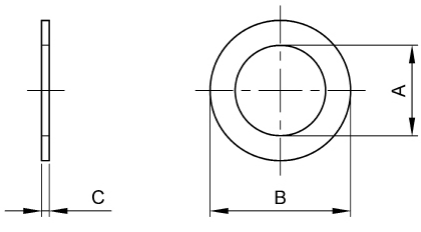

ASME B18.21.1



Technical Data

For nom. size	A	B	C
U51530.013.0001.NO.6	0.1560	0.6250	0.0310
U51530.013.0002 NO.6	0.1560	0.5630	0.0470
U51530.019.0001 NO.10	0.2190	0.5000	0.0470
U51530.019.0002 NO.10	0.2190	0.6880	0.0470
U51530.025.0001 1/4	0.2810	0.5000	0.0470
U51530.025.0002 1/4	0.2810	0.5630	0.0650
U51530.025.0006 1/4	0.2850	1.2500	0.1250
U51530.031.0001 5/16	0.3480	0.6250	0.0650
U55530.013.0001 NO.6	0.1560	0.5630	0.0470
U55530.019.0002 NO.10	0.2190	0.6880	0.0470
U55530.025.0001 1/4	0.2810	0.5000	0.0470
U55530.025.0002 1/4	0.2810	0.5630	0.0650
U55530.031.0001 5/16	0.3480	0.6250	0.0650
1/8X5/8	0.160	0.625	0.065
1/8X3/4	0.160	0.750	0.065
5/32X7/8	0.190	0.875	0.065
3/16X1/2	0.190	0.500	0.065
3/16X3/4	0.190	0.750	0.065
3/16X1	0.190	1.000	0.065
3/16X1.1/4	0.190	1.250	0.065
3/16X1.1/2	0.190	1.500	0.065
1/4X7/8	0.285	0.875	0.065
1/4X1	0.285	1.000	0.065
1/4X1.1/4	0.285	1.250	0.065
1/4X1.1/2	0.285	1.500	0.065
1/4X1.3/4	0.285	1.750	0.065
1/4X2	0.285	2.000	0.065

Technical Data

For nom. size	A	B	C
1/4X2.1/2	0.285	2.500	0.065
1/4X3	0.285	3.000	0.065
5/16X7/8	0.348	0.875	0.065
5/16X1	0.348	1.000	0.065
5/16X1.1/4	0.348	1.250	0.065
5/16X1.1/2	0.348	1.500	0.065
5/16X1.5/8	0.348	1.625	0.065
5/16X1.3/4	0.348	1.750	0.065
5/16X2	0.348	2.000	0.065
5/16X2.1/2	0.348	2.500	0.065
5/16X3	0.348	3.000	0.065
3/8X1.1/4	0.410	1.250	0.065
3/8X1.1/2	0.410	1.500	0.065
3/8X1.5/8	0.410	1.625	0.065
3/8X1.3/4	0.410	1.750	0.065
3/8X2	0.410	2.000	0.065
3/8X3	0.410	3.000	0.065
1/2X1.1/4	0.535	1.250	0.065
1/2X1.1/2	0.535	1.500	0.065
1/2X1.3/4	0.535	1.750	0.065
1/2X2	0.535	2.000	0.065
1/2X2.1/2	0.535	2.500	0.065
1/2X3	0.535	3.000	0.065

Article groups

Material	Surface treatment	Code	Page
St. SAE	ZPL	U38210	7-167
St. SAE	Plain	U38213	7-167
St.st. AISI 304		U51530	7-168
St.st. AISI 316		U55530	7-168

U38210 Fender washer / Carrosseriering / Rondelle plate X09A

Material Carbon steel SAE
Surface treatment Zinc plated



For nom. size	✉	Art.number	For nom. size	✉	Art.number	For nom. size	✉	Art.number
1/8X5/8*	100	U38210.012.0062	1/4X2.*	100	U38210.025.0200	3/8X1.1/4*	100	U38210.037.0125
1/8X3/4*	100	U38210.012.0075	1/4X2.1/2*	100	U38210.025.0250	3/8X1.1/2*	100	U38210.037.0150
5/32X7/8*	100	U38210.015.0087	1/4X3.*	100	U38210.025.0300	3/8X1.5/8*	100	U38210.037.0162
3/16X1/2*	100	U38210.018.0050	5/16X7/8*	100	U38210.031.0087	3/8X1.3/4*	100	U38210.037.0175
3/16X3/4*	100	U38210.018.0075	5/16X1.*	100	U38210.031.0100	3/8X2.*	100	U38210.037.0200
3/16X1.*	100	U38210.018.0100	5/16X1.1/4*	100	U38210.031.0125	3/8X3.*	100	U38210.037.0300
3/16X1-1/4*	100	U38210.018.0125	5/16X1.1/2*	100	U38210.031.0150	1/2X1.1/4*	50	U38210.050.0125
3/16X1.1/2*	100	U38210.018.0150	5/16X1.5/8*	100	U38210.031.0162	1/2X1.1/2*	50	U38210.050.0150
1/4X7/8*	100	U38210.025.0087	5/16X1.3/4*	100	U38210.031.0175	1/2X1.3/4*	50	U38210.050.0175
1/4X1.*	100	U38210.025.0100	5/16X2.*	100	U38210.031.0200	1/2X2.*	50	U38210.050.0200
1/4X1.1/4*	100	U38210.025.0125	5/16X2.1/2*	100	U38210.031.0250	1/2X2.1/2*	50	U38210.050.0250
1/4X1.1/2*	100	U38210.025.0150	5/16X3.*	100	U38210.031.0300	1/2X3.*	50	U38210.050.0300
1/4X1.3/4*	100	U38210.025.0175						

U38213 Fender washer / Carrosseriering / Rondelle plate X09A

Material Carbon steel SAE
Surface treatment Plain



For nom. size	✉	Art.number	For nom. size	✉	Art.number	For nom. size	✉	Art.number
1/8X5/8*	100	U38213.012.0062	1/4X1.1/4*	100	U38213.025.0125	5/16X2.1/2*	100	U38213.031.0250
1/8X3/4*	100	U38213.012.0075	1/4X1.1/2*	100	U38213.025.0150	5/16X3.*	100	U38213.031.0300
5/32X7/8*	100	U38213.015.0087	1/4X2.*	100	U38213.025.0200	3/8X1.1/4*	100	U38213.037.0125
3/16X1/2*	100	U38213.018.0050	1/4X2.1/2*	100	U38213.025.0250	3/8X1.1/2*	100	U38213.037.0150
3/16X3/4*	100	U38213.018.0075	1/4X3.*	100	U38213.025.0300	3/8X2.*	100	U38213.037.0200
3/16X1.*	100	U38213.018.0100	5/16X1.1/4*	100	U38213.031.0125	3/8X3.*	100	U38213.037.0300
3/16X1-1/4*	100	U38213.018.0125	5/16X1.1/2*	100	U38213.031.0150	1/2X1.1/2*	50	U38213.050.0150
1/4X7/8*	100	U38213.025.0087	5/16X1.5/8*	100	U38213.031.0162	1/2X2.*	50	U38213.050.0200
1/4X1.*	100	U38213.025.0100	5/16X2.*	100	U38213.031.0200			

FABORY

U51530	Fender washer / Carrosseriering / Rondelle plate	X15A
Material	Stainless steel AISI 304	



For nom. size	✉	Art.number	For nom. size	✉	Art.number	For nom. size	✉	Art.number
#6*	50	U51530.013.0001	#10*	50	U51530.019.0002	1/4*	50	U51530.025.0006
#6*	50	U51530.013.0002	1/4*	50	U51530.025.0001	5/16*	50	U51530.031.0001
#10*	50	U51530.019.0001	1/4*	50	U51530.025.0002			

U55530	Fender washer / Carrosseriering / Rondelle plate	X15A
Material	Stainless steel AISI 316	



For nom. size	✉	Art.number	For nom. size	✉	Art.number	For nom. size	✉	Art.number
#6*	50	U55530.013.0001	1/4*	50	U55530.025.0001	5/16*	50	U55530.031.0001
#10*	50	U55530.019.0002	1/4*	50	U55530.025.0002			

Custom flat washer

Vlakke sluitring, speciaal / Rondelle carrossier

7

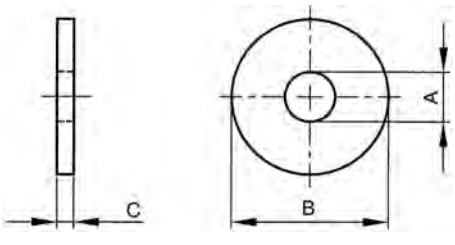

ASME ≈B18.22.1



Technical Data

Nr.	A	B	C	Nr.	A	B	C
U38400.006.0001 NO.0	0.063	0.125	0.031	U38400.031.0001 5/16	0.344	0.625	0.063
U38400.006.0002 NO.0	0.063	0.188	0.031	U38400.031.0002 5/16	0.344	0.875	0.063
U38400.006.0003 NO.0	0.063	0.250	0.031	U38400.031.0003 5/16	0.344	1.125	0.063
U38400.007.0001 NO.2	0.094	0.156	0.031	U38400.037.0001 3/8	0.406	0.718	0.063
U38400.007.0002 NO.2	0.094	0.219	0.031	U38400.037.0002 3/8	0.406	1.000	0.063
U38400.007.0003 NO.2	0.094	0.281	0.031	U38400.037.0003 3/8	0.406	1.250	0.109
U38400.008.0001 NO.2	0.094	0.188	0.031	U38400.043.0001 7/16	0.469	0.875	0.063
U38400.008.0002 NO.2	0.094	0.250	0.031	U38400.043.0002 7/16	0.469	0.906	0.063
U38400.008.0003 NO.2	0.094	0.344	0.031	U38400.043.0003 7/16	0.469	1.125	0.063
U38400.011.0001 NO.2	0.094	0.250	0.016	U38400.043.0004 7/16	0.469	1.469	0.109
U38400.011.0002 NO.4	0.125	0.250	0.047	U38400.050.0001 1/2	0.531	1.000	0.063
U38400.011.0003 NO.4	0.125	0.313	0.031	U38400.050.0002 1/2	0.531	1.250	0.109
U38400.011.0004 NO.4	0.125	0.375	0.047	U38400.050.0003 1/2	0.531	1.750	0.109
U38400.011.0005 NO.4	0.125	0.438	0.047	U38400.056.0001 9/16	0.594	1.813	0.094
U38400.013.0001 NO.6	0.156	0.375	0.049	U38400.056.0002 5/8	0.625	1.500	0.109
U38400.013.0002 NO.6	0.156	0.313	0.047	U38400.075.0001 3/4	0.781	1.469	0.141
U38400.013.0003 NO.6	0.156	0.438	0.047	U38400.075.0002 3/4	0.781	1.500	0.141
U38400.013.0004 NO.6	0.156	0.563	0.047	U38400.075.0003 3/4	0.781	2.000	0.156
U38400.016.0001 NO.8	0.188	0.438	0.049	U38400.075.0004 3/4	0.813	2.000	0.156
U38400.016.0002 NO.8	0.188	0.375	0.047	U38400.112.0001 1.1/4	1.250	2.750	0.156
U38400.016.0003 NO.8	0.188	0.500	0.047	U38400.125.0001 1.1/4	1.375	2.500	0.156
U38400.016.0004 NO.8	0.188	0.625	0.063	U38400.137.0001 1.3/8	1.500	2.750	0.156
U38400.016.0005 NO.10	0.219	0.375	0.047	U38400.137.0002 1.3/8	1.500	3.250	0.156
U38400.018.0001 1/4	0.281	0.562	0.049	U38400.150.0001 1.1/2	1.625	3.000	0.156
U38400.019.0001 NO.8	0.188	0.406	0.047	U38402.013.0001 NO.6	0.156	0.375	0.049
U38400.019.0002 NO.8	0.188	0.563	0.047	U38402.016.0001 NO.8	0.188	0.438	0.049
U38400.019.0003 NO.8	0.188	0.718	0.063	U38402.018.0001 1/4	0.281	0.562	0.049
U38400.019.0004 NO.10	0.219	0.500	0.049	U38402.019.0001 NO.10	0.219	0.500	0.049
U38400.025.0001 1/4	0.281	0.500	0.063	U38402.175.0001 1.3/4	1.875	4.000	0.180
U38400.025.0002 1/4	0.281	0.718	0.063	U38402.200.0001 2 Inch	2.125	4.500	0.180
U38400.025.0003 1/4	0.281	1.000	0.063	U38402.225.0001 2.1/4	2.375	4.750	0.220
U38400.025.0004 1/4	0.281	0.750	0.063	U38402.250.0001 2.1/2	2.625	5.000	0.238

Technical Data

Nr.	A	B	C
U38402.300.0001 3 Inch	3.125	5.500	0.284
U38403.011.0001 NO.4	0.125	0.313	0.078
U38403.013.0001 NO.6	0.156	0.375	0.078
U38403.016.0001 NO.8	0.188	0.438	0.078
U38403.019.0001 NO.8	0.188	0.500	0.094
U38403.025.0001 1/4	0.281	0.625	0.125
U38403.031.0001 5/16	0.344	0.750	0.125
U38403.037.0001 3/8	0.406	0.875	0.125
U38403.043.0001 7/16	0.469	1.000	0.125
U38403.050.0001 1/2	0.531	1.125	0.125
U38403.062.0001 5/8	0.656	1.375	0.125
U38403.075.0001 3/4	0.781	1.625	0.125
U38403.087.0001 7/8	0.906	1.750	0.156
U38403.100.0001 1 Inch	1.031	2.000	0.188
U38403.112.0001 1.1/8	1.156	2.250	0.219
U38403.125.0001 1.1/4	1.281	2.500	0.281
U38405.025.0001 1/4	0.281	0.625	0.094
U38405.031.0001 5/16	0.344	0.688	0.094
U38405.037.0001 3/8	0.406	0.813	0.125
U38405.043.0001 7/16	0.469	0.906	0.125
U38405.056.0001 9/16	0.594	1.156	0.172
U38405.062.0001 5/8	0.656	1.313	0.219
U38405.075.0001 3/4	0.781	1.469	0.219
U38405.087.0001 7/8	0.938	1.750	0.250
U38405.100.0001 1 Inch	1.063	2.000	0.250
U38405.112.0001 1.1/8	1.188	2.250	0.250
U38405.125.0001 1.1/4	1.375	2.500	0.250
U38405.137.0001 1.3/8	1.438	2.750	0.250
U38405.150.0001 1.1/2	1.563	3.000	0.250
U51410.006.0001 NO.0	0.063	0.125	0.016
U51410.007.0001 NO.2	0.094	0.156	0.016
U51410.008.0001 NO.2	0.094	0.188	0.031
U51410.011.0001 NO.4	0.125	0.313	0.078
U51410.011.0002 NO.4	0.125	0.250	0.063
U51410.011.0003 NO.4	0.125	0.313	0.031
U51410.013.0001 NO.6	0.156	0.375	0.049
U51410.013.0002 NO.6	0.156	0.313	0.063
U51410.013.0003 NO.6	0.156	0.375	0.031
U51410.013.0004 NO.6	0.156	0.375	0.078
U51410.016.0001 NO.6	0.156	0.375	0.063
U51410.016.0002 NO.8	0.188	0.438	0.049
U51410.016.0003 NO.8	0.188	0.438	0.078
U51410.019.0001 NO.8	0.188	0.500	0.094
U51410.019.0002 NO.10	0.219	0.500	0.049
U51410.021.0001 1/4	0.281	0.562	0.065
U51410.021.0002 1/4	0.281	0.500	0.047
U51410.025.0001 1/4	0.281	0.500	0.078
U51410.025.0002 1/4	0.281	0.625	0.047
U51410.025.0003 1/4	0.281	0.625	0.125
U51410.025.0004 1/4	0.281	0.625	0.188
U51410.025.0005 1/4	0.313	0.750	0.047
U51410.031.0001 5/16	0.344	0.625	0.094
U51410.031.0002 5/16	0.344	0.688	0.047
U51410.031.0003 5/16	0.344	0.688	0.094
U51410.031.0004 5/16	0.344	0.750	0.047
U51410.031.0005 5/16	0.344	0.750	0.094
U51410.031.0006 5/16	0.344	0.750	0.125
U51410.031.0007 5/16	0.344	0.750	0.188
U51410.031.0008 11/32	0.375	0.875	0.063
U51410.037.0001 11/32	0.375	0.875	0.047
U51410.037.0002 3/8	0.406	0.750	0.094
U51410.037.0003 3/8	0.406	0.813	0.047
U51410.037.0004 3/8	0.406	0.875	0.125
U51410.037.0005 3/8	0.406	1.000	0.125
U51410.037.0006 3/8	0.406	1.000	0.188
U51410.037.0007 7/16	0.438	1.000	0.063

Technical Data

Nr.	A	B	C
U51410.043.0001 7/16	0.469	0.906	0.047
U51410.043.0002 7/16	0.469	0.906	0.125
U51410.043.0003 7/16	0.469	1.000	0.125
U51410.043.0004 7/16	0.469	1.000	0.188
U51410.043.0005 1/2	0.500	1.125	0.047
U51410.043.0006 1/2	0.500	1.125	0.063
U51410.043.0007 1/2	0.500	1.250	0.063
U51410.050.0001 1/2	0.531	1.063	0.063
U51410.050.0002 1/2	0.531	1.063	0.188
U51410.050.0003 1/2	0.531	1.125	0.125
U51410.050.0004 1/2	0.531	1.125	0.188
U51410.050.0005 9/16	0.563	1.250	0.063
U51410.050.0006 9/16	0.563	1.375	0.094
U51410.056.0001 9/16	0.594	1.813	0.188
U51410.056.0002 5/8	0.625	1.500	0.094
U51410.062.0001 5/8	0.656	1.313	0.063
U51410.062.0002 5/8	0.656	1.313	0.219
U51410.062.0003 5/8	0.656	1.375	0.125
U51410.062.0004 5/8	0.656	1.375	0.188
U51410.062.0005 5/8	0.688	1.500	0.063
U51410.062.0006 5/8	0.688	1.500	0.078
U51410.062.0007 5/8	0.688	1.750	0.109
U51410.075.0001 3/4	0.781	1.500	0.109
U51410.075.0002 3/4	0.781	1.500	0.219
U51410.075.0003 3/4	0.781	1.625	0.125
U51410.075.0004 3/4	0.781	1.625	0.250
U51410.075.0005 3/4	0.781	1.750	0.078
U51410.075.0006 3/4	0.781	1.750	0.109
U51410.075.0007 3/4	0.781	2.000	0.125
U51410.087.0001 7/8	0.906	1.750	0.156
U51410.087.0002 7/8	0.906	1.750	0.250
U51410.087.0003 7/8	0.938	2.000	0.094
U51410.087.0004 7/8	0.938	2.000	0.109
U51410.087.0005 7/8	0.938	2.250	0.141
U51410.100.0001 1 Inch	1.031	2.000	0.188
U51410.100.0002 1 Inch	1.031	2.000	0.250
U51410.100.0003 1 Inch	1.031	2.000	0.281
U51410.100.0004 1 Inch	1.063	2.000	0.109
U51410.100.0005 1 Inch	1.063	2.500	0.141
U51410.112.0001 1.1/8	1.156	2.250	0.219
U51410.125.0001 1.1/4	1.281	2.500	0.281
U55410.011.0001 NO.4	0.125	0.313	0.031
U55410.016.0001 NO.6	0.156	0.375	0.031
U55410.019.0001 NO.8	0.188	0.438	0.031
U55410.019.0002 NO.10	0.219	0.500	0.049
U55410.025.0001 1/4	0.281	0.625	0.047
U55410.025.0002 1/4	0.313	0.750	0.047
U55410.031.0001 5/16	0.344	0.688	0.047
U55410.031.0002 5/16	0.344	0.750	0.047
U55410.031.0003 11/32	0.375	0.875	0.063
U55410.037.0001 11/32	0.375	0.875	0.047
U55410.037.0002 3/8	0.406	0.813	0.047
U55410.037.0003 7/16	0.438	1.000	0.063
U55410.043.0001 7/16	0.469	0.906	0.047
U55410.043.0002 1/2	0.500	1.250	0.063
U55410.050.0001 1/2	0.531	1.063	0.063
U55410.050.0002 9/16	0.563	1.250	0.063
U55410.050.0003 9/16	0.563	1.375	0.094
U55410.056.0001 5/8	0.625	1.500	0.094
U55410.062.0001 5/8	0.656	1.313	0.063
U55410.062.0002 5/8	0.688	1.500	0.078
U55410.062.0003 5/8	0.688	1.750	0.109
U55410.075.0001 3/4	0.781	1.500	0.109
U55410.075.0002 3/4	0.781	2.000	0.125
U55410.100.0001 1 Inch	1.063	2.000	0.109
U55410.100.0002 1 Inch	1.063	2.500	0.141

FABORY

Article groups

Material	Surface treatment	Code	Page
St. Case-hardened	Plain	U38402	7-170
St.	Plain	U38403	7-170
St.	ZPL	U38400	7-170
St.st. A2 (AISI 304/18-8)		U51410	7-170
St.st. A4 (AISI316/18-10)		U55410	7-171

U38402 Custom flat washer / Vlakke sluitring, speciaal / Rondelle carrossier — X09A

Material Steel Case-hardened
Surface treatment Plain



For nom. size	✉	Art.number	For nom. size	✉	Art.number	For nom. size	✉	Art.number
#6*	100	U38402.013.0001	#10*	100	U38402.019.0001	2.1/4*	5	U38402.225.0001
#8*	100	U38402.016.0001	1.3/4*	5	U38402.175.0001	2.1/2*	5	U38402.250.0001
3/16*	100	U38402.018.0001	2 Inch*	5	U38402.200.0001	3 Inch*	5	U38402.300.0001

U38403 Custom flat washer / Vlakke sluitring, speciaal / Rondelle carrossier — X09A

Material Steel
Surface treatment Plain



For nom. size	✉	Art.number	For nom. size	✉	Art.number	For nom. size	✉	Art.number
#4*	100	U38403.011.0001	5/16*	100	U38403.031.0001	3/4*	20	U38403.075.0001
#6*	100	U38403.013.0001	3/8*	50	U38403.037.0001	7/8*	10	U38403.087.0001
#8*	100	U38403.016.0001	7/16*	50	U38403.043.0001	1 Inch*	5	U38403.100.0001
#10*	100	U38403.019.0001	1/2*	50	U38403.050.0001	1.1/8*	5	U38403.112.0001
1/4*	100	U38403.025.0001	5/8	25	U38403.062.0001	1.1/4*	5	U38403.125.0001

U38400 Custom flat washer / Vlakke sluitring, speciaal / Rondelle carrossier — X09A

Material Steel
Surface treatment Zinc plated



For nom. size	✉	Art.number	For nom. size	✉	Art.number	For nom. size	✉	Art.number
#0*	100	U38400.006.0001	#8*	100	U38400.016.0002	7/16*	50	U38400.043.0001
#0*	100	U38400.006.0002	#8*	100	U38400.016.0003	7/16*	50	U38400.043.0002
#0*	100	U38400.006.0003	#8*	100	U38400.016.0004	7/16*	50	U38400.043.0003
#1*	100	U38400.007.0001	#8*	100	U38400.016.0005	7/16*	50	U38400.043.0004
#1*	100	U38400.007.0002	3/16*	100	U38400.018.0001	1/2*	50	U38400.050.0001
#1*	100	U38400.007.0003	#10*	100	U38400.019.0001	1/2*	50	U38400.050.0002
#2*	100	U38400.008.0001	#10*	100	U38400.019.0002	1/2*	50	U38400.050.0003
#2*	100	U38400.008.0002	#10*	100	U38400.019.0003	9/16*	25	U38400.056.0001
#2*	100	U38400.008.0003	#10*	100	U38400.019.0004	9/16	25	U38400.056.0002
#2*	100	U38400.011.0001	1/4*	100	U38400.025.0001	3/4*	20	U38400.075.0001
#4*	100	U38400.011.0002	1/4*	100	U38400.025.0002	3/4*	20	U38400.075.0002
#4*	100	U38400.011.0003	1/4*	100	U38400.025.0003	3/4*	20	U38400.075.0003
#4*	100	U38400.011.0004	1/4*	100	U38400.025.0004	3/4*	20	U38400.075.0004
#4*	100	U38400.011.0005	5/16*	100	U38400.031.0001	1.1/8*	5	U38400.112.0001
#6*	100	U38400.013.0001	5/16*	100	U38400.031.0002	1.1/4*	5	U38400.125.0001
#6*	100	U38400.013.0002	5/16*	100	U38400.031.0003	1.3/8*	5	U38400.137.0001
#6*	100	U38400.013.0003	3/8	100	U38400.037.0001	1.3/8*	5	U38400.137.0002
#6*	100	U38400.013.0004	3/8*	100	U38400.037.0002	1.1/2*	5	U38400.150.0001
#8*	100	U38400.016.0001	3/8*	100	U38400.037.0003			

U51410 Custom flat washer / Vlakke sluitring, speciaal / Rondelle carrossier — X15A

Material Stainless steel A2 (AISI 304/18-8)



For nom. size	✉	Art.number	For nom. size	✉	Art.number	For nom. size	✉	Art.number
#0*	50	U51410.006.0001	#4*	50	U51410.011.0002	#6*	50	U51410.013.0003
#1*	50	U51410.007.0001	#4*	50	U51410.011.0003	#6*	50	U51410.013.0004
#2*	50	U51410.008.0001	#6*	50	U51410.013.0001	#8*	50	U51410.016.0001
#4*	50	U51410.011.0001	#6*	50	U51410.013.0002	#8*	50	U51410.016.0002

U51410 Custom flat washer / Vlakke sluitring, speciaal / Rondelle carrossier

For nom. size	✉	Art.number	For nom. size	✉	Art.number	For nom. size	✉	Art.number
#8*	50	U51410.016.0003	3/8*	50	U51410.037.0005	5/8*	25	U51410.062.0005
#10*	50	U51410.019.0001	3/8*	50	U51410.037.0006	5/8*	25	U51410.062.0006
#10*	50	U51410.019.0002	3/8*	50	U51410.037.0007	5/8	25	U51410.062.0007
#12*	50	U51410.021.0001	7/16*	25	U51410.043.0001	3/4*	20	U51410.075.0001
#12*	50	U51410.021.0002	7/16*	25	U51410.043.0002	3/4*	20	U51410.075.0002
1/4*	50	U51410.025.0001	7/16*	25	U51410.043.0003	3/4*	20	U51410.075.0003
1/4*	50	U51410.025.0002	7/16*	25	U51410.043.0004	3/4*	20	U51410.075.0004
1/4*	50	U51410.025.0003	7/16*	25	U51410.043.0005	3/4*	20	U51410.075.0005
1/4*	50	U51410.025.0004	7/16*	25	U51410.043.0006	3/4*	20	U51410.075.0006
1/4*	50	U51410.025.0005	7/16*	25	U51410.043.0007	3/4*	20	U51410.075.0007
5/16*	50	U51410.031.0001	1/2*	25	U51410.050.0001	7/8*	5	U51410.087.0001
5/16*	50	U51410.031.0002	1/2*	25	U51410.050.0002	7/8*	5	U51410.087.0002
5/16*	50	U51410.031.0003	1/2*	25	U51410.050.0003	7/8*	5	U51410.087.0003
5/16*	50	U51410.031.0004	1/2*	25	U51410.050.0004	7/8*	5	U51410.087.0004
5/16*	50	U51410.031.0005	1/2*	25	U51410.050.0005	7/8*	5	U51410.087.0005
5/16*	50	U51410.031.0006	1/2*	25	U51410.050.0006	1 Inch*	5	U51410.100.0001
5/16*	50	U51410.031.0007	9/16*	25	U51410.056.0001	1 Inch*	5	U51410.100.0002
5/16*	50	U51410.031.0008	9/16*	25	U51410.056.0002	1 Inch*	5	U51410.100.0003
3/8*	50	U51410.037.0001	5/8*	25	U51410.062.0001	1 Inch*	5	U51410.100.0004
3/8*	50	U51410.037.0002	5/8*	25	U51410.062.0002	1 Inch*	5	U51410.100.0005
3/8*	50	U51410.037.0003	5/8*	25	U51410.062.0003	1.1/8*	5	U51410.112.0001
3/8*	50	U51410.037.0004	5/8*	25	U51410.062.0004	1.1/4*	5	U51410.125.0001

U55410 Custom flat washer / Vlakke sluitring, speciaal / Rondelle carrossier X15A

Material Stainless steel A4 (AISI 316/18-10)

RoHS



For nom. size	✉	Art.number	For nom. size	✉	Art.number	For nom. size	✉	Art.number
#4*	50	U55410.011.0001	3/8*	50	U55410.037.0001	5/8*	25	U55410.062.0001
#8*	50	U55410.016.0001	3/8*	50	U55410.037.0002	5/8*	25	U55410.062.0002
#10*	50	U55410.019.0001	3/8*	50	U55410.037.0003	5/8*	25	U55410.062.0003
#10*	50	U55410.019.0002	7/16*	25	U55410.043.0001	3/4*	20	U55410.075.0001
1/4*	50	U55410.025.0001	7/16*	25	U55410.043.0002	3/4*	20	U55410.075.0002
1/4*	50	U55410.025.0002	1/2*	25	U55410.050.0001	1 Inch*	5	U55410.100.0001
5/16*	50	U55410.031.0001	1/2*	25	U55410.050.0002	1 Inch*	5	U55410.100.0002
5/16*	50	U55410.031.0002	1/2*	25	U55410.050.0003			
5/16*	50	U55410.031.0003	9/16*	25	U55410.056.0001			

FABORY

Regular helical spring lock washer

Veerring met vlakke einden / Rondelle élastique hélicoïdale régulière

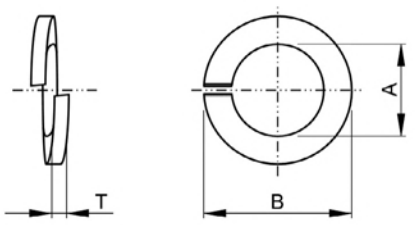

ASME B18.21.1



Technical Data

For nom. size	A (min.)	B (max.)	T (min.)
#2	0.088	0.172	0.020
#3	0.101	0.195	0.025
#4	0.114	0.209	0.025
#5	0.127	0.236	0.031
#6	0.141	0.250	0.031
#8	0.167	0.293	0.040
#10	0.193	0.334	0.047
#12	0.220	0.377	0.056
1/4	0.252	0.487	0.062
5/16	0.314	0.583	0.078
3/8	0.377	0.680	0.094
7/16	0.440	0.776	0.109
1/2	0.502	0.869	0.125
9/16	0.564	0.965	0.141
5/8	0.628	1.073	0.156
3/4	0.753	1.265	0.188
7/8	0.878	1.459	0.219
1 Inch	1.003	1.656	0.250
1.1/8	1.129	1.847	0.281
1.1/4	1.254	2.036	0.312
1.3/8	1.379	2.219	0.344
1.1/2	1.504	2.419	0.375
1.5/8	1.633	2.553	0.359
1.3/4	1.758	2.679	0.389
1.7/8	1.883	2.811	0.422
2 Inch	2.008	2.936	0.422
2.1/2	2.512	3.471	0.440
3 Inch	3.012	4.074	0.458

7

Article groups

Material	Surface treatment	Code	Page
Spring steel	Plain	U37000	7-172
Spring steel	ZPL	U37020	7-173
Spring steel	HDG	U37025	7-173
St.spr.st AISI 304		U51450	7-173
St.spr.st AISI 316		U55450	7-173
Silicon bronze C65100		U43150	7-174

U37000 Regular helical spring lock washer / Veerring met vlakke einden / Rondelle élastique hélicoïdale régulière **X09A**

Material Spring steel
Surface treatment Plain



For nom. size	✉	Art.number	For nom. size	✉	Art.number	For nom. size	✉	Art.number
#2*	100	U37000.008.0001	3/8	50	U37000.037.0001	1.1/4*	5	U37000.125.0001
#3*	100	U37000.009.0001	7/16	25	U37000.043.0001	1.3/8*	5	U37000.137.0001
#4*	100	U37000.011.0001	1/2	25	U37000.050.0001	1.1/2*	5	U37000.150.0001
#5*	100	U37000.012.0001	9/16*	25	U37000.056.0001	1.5/8*	5	U37000.162.0001
#6*	100	U37000.013.0001	5/8	10	U37000.062.0001	1.3/4*	5	U37000.175.0001
#8*	100	U37000.016.0001	3/4	10	U37000.075.0001	1.7/8*	5	U37000.187.0001
#10*	100	U37000.019.0001	7/8	5	U37000.087.0001	2 Inch*	5	U37000.200.0001
#12*	100	U37000.021.0001	1 Inch	5	U37000.100.0001	2.1/2*	5	U37000.250.0001
1/4	100	U37000.025.0001	1.1/8	5	U37000.112.0001	3 Inch*	5	U37000.300.0001
5/16	100	U37000.031.0001						

Go to www.fabory.com for all your tools, safety and metalworking products

U37020 Regular helical spring lock washer / Veerring met vlakke einden / Rondelle élastique hélicoïdale régulière X09A

Material Spring steel
Surface treatment Zinc plated



For nom. size	✉	Art.number	For nom. size	✉	Art.number	For nom. size	✉	Art.number
#2*	100	U37020.008.0001	1/4	100	U37020.025.0001	7/8*	5	U37020.087.0001
#3*	100	U37020.009.0001	5/16	100	U37020.031.0001	1 Inch*	5	U37020.100.0001
#4*	100	U37020.011.0001	3/8	50	U37020.037.0001	1.1/8*	5	U37020.112.0001
#5*	100	U37020.012.0001	7/16	25	U37020.043.0001	1.1/4*	5	U37020.125.0001
#6*	100	U37020.013.0001	1/2	25	U37020.050.0001	1.3/8*	5	U37020.137.0001
#8*	100	U37020.016.0001	9/16*	25	U37020.056.0001	1.1/2*	5	U37020.150.0001
#10*	100	U37020.019.0001	5/8	10	U37020.062.0001	1.3/4*	5	U37020.175.0001
#12*	100	U37020.021.0001	3/4	10	U37020.075.0001	2 Inch*	5	U37020.200.0001

U37025 Regular helical spring lock washer / Veerring met vlakke einden / Rondelle élastique hélicoïdale régulière X09A

Material Spring steel
Surface treatment Hot dip galvanized



For nom. size	✉	Art.number	For nom. size	✉	Art.number	For nom. size	✉	Art.number
1/4*	100	U37025.025.0001	3/4*	10	U37025.075.0001	1.1/2*	5	U37025.150.0001
5/16*	100	U37025.031.0001	7/8*	5	U37025.087.0001	1.3/4*	5	U37025.175.0001
3/8*	50	U37025.037.0001	1 Inch*	5	U37025.100.0001	2 Inch*	5	U37025.200.0001
7/16*	25	U37025.043.0001	1.1/8*	5	U37025.112.0001	2.1/2*	5	U37025.250.0001
1/2*	25	U37025.050.0001	1.1/4*	5	U37025.125.0001			
5/8*	10	U37025.062.0001	1.3/8*	5	U37025.137.0001			

U51450 Regular helical spring lock washer / Veerring met vlakke einden / Rondelle élastique hélicoïdale régulière X15A

Material Stainless spring steel AISI 304



For nom. size	✉	Art.number	For nom. size	✉	Art.number	For nom. size	✉	Art.number
#2*	50	U51450.008.0001	#12*	50	U51450.021.0001	5/8*	10	U51450.062.0001
#3*	50	U51450.009.0001	1/4	50	U51450.025.0001	3/4*	5	U51450.075.0001
#4*	50	U51450.011.0001	5/16	50	U51450.031.0001	7/8*	5	U51450.087.0001
#5*	50	U51450.012.0001	3/8	50	U51450.037.0001	1 Inch*	5	U51450.100.0001
#6*	50	U51450.013.0001	7/16*	25	U51450.043.0001	1.1/8*	5	U51450.112.0001
#8*	50	U51450.016.0001	1/2	10	U51450.050.0001	1.1/4*	5	U51450.125.0001
#10*	50	U51450.019.0001	9/16*	10	U51450.056.0001	1.1/2*	5	U51450.150.0001

- Other types of stainless steel than specified (but with equal properties) may be supplied at the discretion of the manufacturer.

U55450 Regular helical spring lock washer / Veerring met vlakke einden / Rondelle élastique hélicoïdale régulière X15A

Material Stainless spring steel AISI 316



For nom. size	✉	Art.number	For nom. size	✉	Art.number	For nom. size	✉	Art.number
#2*	50	U55450.008.0001	1/4*	50	U55450.025.0001	3/4*	5	U55450.075.0001
#3	50	U55450.009.0001	5/16*	50	U55450.031.0001	7/8*	5	U55450.087.0001
#4*	50	U55450.011.0001	3/8*	50	U55450.037.0001	1 Inch*	5	U55450.100.0001
#6*	50	U55450.013.0001	7/16*	25	U55450.043.0001	1.1/8*	5	U55450.112.0001
#8*	50	U55450.016.0001	1/2*	10	U55450.050.0001	1.1/4*	5	U55450.125.0001
#10*	50	U55450.019.0001	9/16*	10	U55450.056.0001	1.1/2*	5	U55450.150.0001
#12*	50	U55450.021.0001	5/8*	10	U55450.062.0001			

- Other types of stainless steel than specified (but with equal properties) may be supplied at the discretion of the manufacturer.

FABORY

U43150	Regular helical spring lock washer / Veerring met vlakke einden / Rondelle élastique hélicoïdale régulière	X09A

Material Silicon bronze C65100



For nom. size	✉	Art.number	For nom. size	✉	Art.number	For nom. size	✉	Art.number
#4*	100	U43150.011.0001	1/4*	100	U43150.025.0001	1/2*	25	U43150.050.0001
#10*	100	U43150.019.0001	3/8*	50	U43150.037.0001	5/8*	10	U43150.062.0001
#12*	100	U43150.021.0001						

- Other types of bronze than specified (but with equal properties) may be supplied at the discretion of the manufacturer.

Extra-duty helical spring lock washer

Veerring met vlakke einden, extra zwaar / Rondelle élastique hélicoïdale extra-robuste

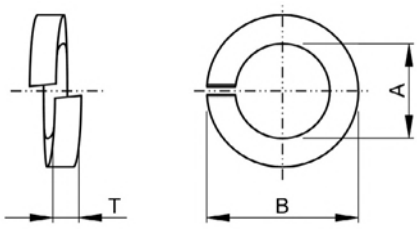

ASME B18.21.1



Technical Data

For nom. size	A (min.)	B (max.)	T (min.)
#4	0.114	0.253	0.034
#6	0.141	0.314	0.045
#8	0.167	0.375	0.057
#10	0.193	0.434	0.068
#12	0.220	0.497	0.080
1/4	0.252	0.533	0.084
5/16	0.314	0.619	0.108
3/8	0.377	0.738	0.123
7/16	0.440	0.836	0.143
1/2	0.502	0.935	0.162
9/16	0.564	1.035	0.182
5/8	0.628	1.151	0.202
3/4	0.753	1.355	0.241
7/8	0.878	1.571	0.285
1 Inch	1.003	1.794	0.330
1.1/8	1.129	2.013	0.375
1.1/4	1.254	2.222	0.417
1.1/2	1.504	2.627	0.496

Article groups

Material	Surface treatment	Code	Page
Spring steel	Plain	U37170	7-174
Spring steel	ZPL	U37171	7-175

U37170	Extra-duty helical spring lock washer / Veerring met vlakke einden, extra zwaar / Rondelle élastique hélicoïdale extra-robuste	X09A

Material Spring steel
Surface treatment Plain



For nom. size	✉	Art.number	For nom. size	✉	Art.number	For nom. size	✉	Art.number
#4*	100	U37170.011.0001	3/8*	50	U37170.037.0001	7/8*	5	U37170.087.0001
#6*	100	U37170.013.0001	7/16*	25	U37170.043.0001	1 Inch	5	U37170.100.0001
#8*	100	U37170.016.0001	1/2	25	U37170.050.0001	1.1/8*	5	U37170.112.0001
#10*	100	U37170.019.0001	9/16*	25	U37170.056.0001	1.1/4*	5	U37170.125.0001
1/4*	100	U37170.025.0001	5/8*	10	U37170.062.0001	1.1/2*	5	U37170.150.0001
5/16*	100	U37170.031.0001	3/4*	10	U37170.075.0001			

U37171 **Extra-duty helical spring lock washer / Veerring met vlakke einden, extra zwaar / Rondelle élastique hélicoïdale extra-robuste** **X09A**

Material Spring steel
Surface treatment Zinc plated



For nom. size	✉	Art.number	For nom. size	✉	Art.number	For nom. size	✉	Art.number
#4*	100	U37171.011.0001	5/16*	100	U37171.031.0001	7/8*	5	U37171.087.0001
#6*	100	U37171.013.0001	3/8*	50	U37171.037.0001	1 Inch*	5	U37171.100.0001
#8*	100	U37171.016.0001	7/16	25	U37171.043.0001	1.1/8*	5	U37171.112.0001
#10*	100	U37171.019.0001	9/16*	25	U37171.056.0001	1.1/4*	5	U37171.125.0001
#12*	100	U37171.021.0001	5/8*	10	U37171.062.0001	1.1/2*	5	U37171.150.0001
1/4*	100	U37171.025.0001	3/4*	10	U37171.075.0001			

Heavy helical spring lock washer

Veerring met vlakke einden, zwaar / Rondelle élastique hélicoïdale lourde

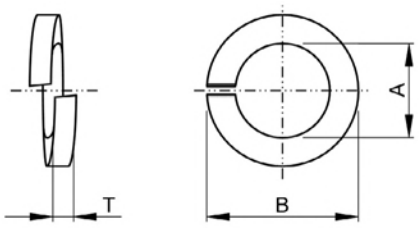

ASME B18.21.1



Technical Data

For nom. size	A (min.)	B (max.)	T (min.)
#3	0.101	0.209	0.031
#4	0.114	0.223	0.031
#5	0.127	0.252	0.040
#6	0.141	0.266	0.040
#8	0.167	0.307	0.047
#10	0.193	0.350	0.056
#12	0.220	0.391	0.063
1/4	0.252	0.489	0.077
5/16	0.314	0.593	0.097
3/8	0.377	0.688	0.115
7/16	0.440	0.784	0.133
1/2	0.502	0.879	0.151
9/16	0.564	0.975	0.170
5/8	0.628	1.087	0.189
3/4	0.753	1.285	0.226
7/8	0.878	1.489	0.266
1 Inch	1.003	1.700	0.306
1.1/8	1.129	1.903	0.345
1.1/4	1.254	2.104	0.384
1.3/8	1.379	2.301	0.422
1.1/2	1.504	2.491	0.458
1.5/8	1.633	2.694	0.458
1.3/4	1.758	2.82	0.458
2 Inch	2.008	3.144	0.496
2.1/4	2.262	3.398	0.496
2.1/2	2.512	3.648	0.496
3 Inch	3.012	4.160	0.526

Article groups

Material	Surface treatment	Code	Page
Spring steel HV	Plain	U37180	7-176
Spring steel HV	ZPL	U37183	7-176

FABORY

U37180 **Heavy helical spring lock washer / Veerring met vlakke einden, zwaar / Rondelle élastique hélicoïdale lourde** **X09A**

Material Spring steel HV
Surface treatment Plain



For nom. size	✉	Art.number	For nom. size	✉	Art.number	For nom. size	✉	Art.number
#4*	100	U37180.011.0001	7/16*	25	U37180.043.0001	1.3/8*	5	U37180.137.0001
#5*	100	U37180.012.0001	1/2*	25	U37180.050.0001	1.1/2*	5	U37180.150.0001
#6*	100	U37180.013.0001	9/16*	25	U37180.056.0001	1.5/8*	5	U37180.162.0001
#8*	100	U37180.016.0001	5/8*	10	U37180.062.0001	1.3/4*	5	U37180.175.0001
#10*	100	U37180.019.0001	3/4*	10	U37180.075.0001	2 Inch*	5	U37180.200.0001
#12*	100	U37180.021.0001	7/8*	5	U37180.087.0001	2.1/4*	5	U37180.225.0001
1/4*	100	U37180.025.0001	1 Inch*	5	U37180.100.0001	2.1/2*	5	U37180.250.0001
5/16*	100	U37180.031.0001	1.1/8*	5	U37180.112.0001	3 Inch*	5	U37180.300.0001
3/8*	50	U37180.037.0001	1.1/4*	5	U37180.125.0001			

U37183 **Heavy helical spring lock washer / Veerring met vlakke einden, zwaar / Rondelle élastique hélicoïdale lourde** **X09A**

Material Spring steel HV
Surface treatment Zinc plated



For nom. size	✉	Art.number	For nom. size	✉	Art.number	For nom. size	✉	Art.number
#3*	100	U37183.009.0001	1/4*	100	U37183.025.0001	3/4*	10	U37183.075.0001
#4*	100	U37183.011.0001	5/16*	100	U37183.031.0001	7/8*	5	U37183.087.0001
#5*	100	U37183.012.0001	3/8	50	U37183.037.0001	1 Inch*	5	U37183.100.0001
#6*	100	U37183.013.0001	7/16*	25	U37183.043.0001	1.1/8*	5	U37183.112.0001
#8*	100	U37183.016.0001	1/2*	25	U37183.050.0001	1.1/4*	5	U37183.125.0001
#10*	100	U37183.019.0001	9/16*	25	U37183.056.0001	1.3/8*	5	U37183.137.0001
#12*	100	U37183.021.0001	5/8*	10	U37183.062.0001	1.1/2*	5	U37183.150.0001

7

High-collar helical spring lock washer

Veerring met vlakke einden, voor cilinderschroeven / Rondelle élastique hélicoïdale à col haut

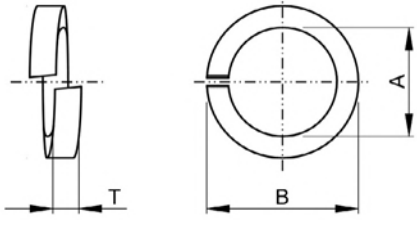

ASME B18.21.1



Technical Data

For nom. size	A (min.)	B (max.)	T (min.)
#4	0.114	0.173	0.022
#5	0.127	0.202	0.030
#6	0.141	0.216	0.030
#8	0.167	0.267	0.047
#10	0.193	0.294	0.047
1/4	0.252	0.363	0.078
5/16	0.314	0.457	0.093
3/8	0.377	0.550	0.125
7/16	0.440	0.644	0.140
1/2	0.502	0.733	0.172
5/8	0.628	0.917	0.203
3/4	0.753	1.105	0.218
7/8	0.878	1.291	0.234
1 Inch	1.003	1.478	0.250
1.1/4	1.254	1.790	0.313
1.1/2	1.504	2.159	0.375

Article groups

Material	Surface treatment	Code	Page
Spring steel	Plain	U37200	7-177
St.spr.st AISI 304		U51390	7-177

U37200	High-collar helical spring lock washer / Veerring met vlakke einden, voor cilinderschroeven / Rondelle élastique hélicoïdale à col haut	X09A

Material Spring steel
Surface treatment Plain



For nom. size	✉	Art.number	For nom. size	✉	Art.number	For nom. size	✉	Art.number
#4*	100	U37200.011.0001	5/16	100	U37200.031.0001	7/8*	5	U37200.087.0001
#5*	100	U37200.012.0001	3/8	50	U37200.037.0001	1 Inch*	5	U37200.100.0001
#6*	100	U37200.013.0001	7/16*	25	U37200.043.0001	1.1/4*	5	U37200.125.0001
#8*	100	U37200.016.0001	1/2	25	U37200.050.0001	1.1/2*	5	U37200.150.0001
#10*	100	U37200.019.0001	5/8*	10	U37200.062.0001			
1/4	100	U37200.025.0001	3/4*	10	U37200.075.0001			

U51390	High-collar helical spring lock washer / Veerring met vlakke einden, voor cilinderschroeven / Rondelle élastique hélicoïdale à col haut	X15A

Material Stainless spring steel AISI 304



For nom. size	✉	Art.number	For nom. size	✉	Art.number	For nom. size	✉	Art.number
1/4*	50	U51390.025.0001	3/8*	50	U51390.037.0001	7/16*	25	U51390.043.0001
5/16*	50	U51390.031.0001						

- Other types of stainless steel than specified (but with equal properties) may be supplied at the discretion of the manufacturer.

Countersunk external tooth lock washer type A

Verzonken tandveerring met open buitenvertanding, type A / Rondelle élastique conique à dents chevauchantes extérieures, type A

ASME B18.21.1

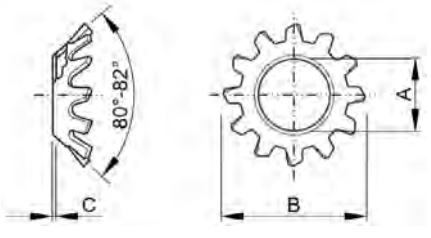



Technical Data

For nom. size	A (min.)	B (ref.)	C (min.)
#2	0.188	0.183	0.010
#4	0.113	0.213	0.015
#6	0.140	0.289	0.017
#8	0.167	0.322	0.017
#10	0.195	0.354	0.020
#12	0.220	0.421	0.020
1/4	0.255	0.454	0.020
5/16	0.318	0.599	0.023
3/8	0.383	0.765	0.028

Article groups

Material	Surface treatment	Code	Page
Spring steel	ZPL	U37500	7-178
St.spr.st AISI410		U51501	7-178

FABORY

U37500	Countersunk external tooth lock washer type A / Verzonken tandveerring met open buitenvertanding, type A / Rondelle élastique conique à dents chevauchantes extérieures, type A	X09A

Material Spring steel
Surface treatment Zinc plated



For nom. size	✉	Art.number	For nom. size	✉	Art.number	For nom. size	✉	Art.number
#6*	100	U37500.013.0001	#12*	100	U37500.021.0001	5/16*	100	U37500.031.0001
#8*	100	U37500.016.0001	1/4*	100	U37500.025.0001	3/8*	50	U37500.037.0001
#10*	100	U37500.019.0001						

U51501	Countersunk external tooth lock washer type A / Verzonken tandveerring met open buitenvertanding, type A / Rondelle élastique conique à dents chevauchantes extérieures, type A	X15A

Material Stainless spring steel AISI410



For nom. size	✉	Art.number	For nom. size	✉	Art.number	For nom. size	✉	Art.number
#2	50	U51501.008.0001	#8	50	U51501.016.0001	5/16	50	U51501.031.0001
#4	50	U51501.011.0001	#10	50	U51501.019.0001	3/8	50	U51501.037.0001
#6	50	U51501.013.0001	1/4	50	U51501.025.0001			

- Other types of stainless steel than specified (but with equal properties) may be supplied at the discretion of the manufacturer.

External tooth lock washer type A

Tandveerring met open buitenvertanding, type A / Rondelle élastique à dents extérieures, type A

7

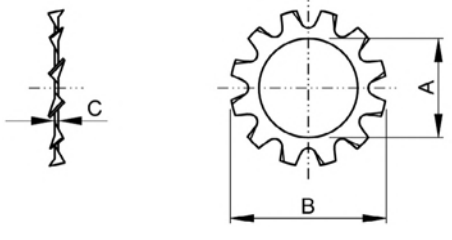

ASME B18.21.1



Technical Data

For nom. size	A (min.)	B (max.)	C (min.)
#3	0.102	0.220	0.010
#4	0.115	0.245	0.012
#5	0.129	0.270	0.014
#6	0.141	0.305	0.016
#8	0.168	0.365	0.018
#10	0.195	0.395	0.018
#12	0.221	0.460	0.020
1/4	0.256	0.494	0.023
5/16	0.320	0.588	0.028
3/8	0.384	0.670	0.032
7/16	0.448	0.740	0.032
1/2	0.513	0.880	0.037
9/16	0.576	0.960	0.037
5/8	0.641	1.045	0.042
3/4	0.768	1.220	0.047
7/8	0.897	1.380	0.052
1 Inch	1.025	1.590	0.059

Article groups

Material	Surface treatment	Code	Page
Spring steel	ZPL	U37420	7-179
St.spr.st AISI410		U53460	7-179
St.spr.st AISI 304		U51460	7-179
St.spr.st AISI 316		U55460	7-179
Phosphor bronze C42500		U50450	7-179

U37420 External tooth lock washer type A / Tandveerring met open buitenvertanding, type A / Rondelle élastique à dents extérieures, type A X09A

Material Spring steel
Surface treatment Zinc plated



For nom. size	✉	Art.number	For nom. size	✉	Art.number	For nom. size	✉	Art.number
#4*	100	U37420.011.0001	1/4*	100	U37420.025.0001	9/16*	25	U37420.056.0001
#6*	100	U37420.013.0001	5/16	100	U37420.031.0001	5/8*	10	U37420.062.0001
#8*	100	U37420.016.0001	3/8*	50	U37420.037.0001	3/4*	10	U37420.075.0001
#10*	100	U37420.019.0001	7/16*	25	U37420.043.0001	7/8*	5	U37420.087.0001
#12*	100	U37420.021.0001	1/2*	25	U37420.050.0001	1 Inch*	5	U37420.100.0001

U53460 External tooth lock washer type A / Tandveerring met open buitenvertanding, type A / Rondelle élastique à dents extérieures, type A X15A

Material Stainless spring steel AISI410



For nom. size	✉	Art.number	For nom. size	✉	Art.number	For nom. size	✉	Art.number
#4*	50	U53460.011.0001	1/4*	50	U53460.025.0001	1/2*	10	U53460.050.0001
#6*	50	U53460.013.0001	5/16*	50	U53460.031.0001	5/8*	10	U53460.062.0001
#8*	50	U53460.016.0001	3/8*	50	U53460.037.0001	3/4*	5	U53460.075.0001
#10*	50	U53460.019.0001	7/16*	25	U53460.043.0001			

- Other types of stainless steel than specified (but with equal properties) may be supplied at the discretion of the manufacturer.

U51460 External tooth lock washer type A / Tandveerring met open buitenvertanding, type A / Rondelle élastique à dents extérieures, type A X15A

Material Stainless spring steel AISI 304



For nom. size	✉	Art.number	For nom. size	✉	Art.number	For nom. size	✉	Art.number
#4*	50	U51460.011.0001	#10*	50	U51460.019.0001	3/8*	50	U51460.037.0001
#6*	50	U51460.013.0001	1/4*	50	U51460.025.0001	1/2*	10	U51460.050.0001
#8*	50	U51460.016.0001	5/16*	50	U51460.031.0001			

- Other types of stainless steel than specified (but with equal properties) may be supplied at the discretion of the manufacturer.

U55460 External tooth lock washer type A / Tandveerring met open buitenvertanding, type A / Rondelle élastique à dents extérieures, type A X15A

Material Stainless spring steel AISI 316



For nom. size	✉	Art.number	For nom. size	✉	Art.number	For nom. size	✉	Art.number
#3*	50	U55460.009.0001	#5*	50	U55460.012.0001	#8*	50	U55460.016.0001
#4*	50	U55460.011.0001	#6*	50	U55460.013.0001	#10*	50	U55460.019.0001

- Other types of stainless steel than specified (but with equal properties) may be supplied at the discretion of the manufacturer.

U50450 External tooth lock washer type A / Tandveerring met open buitenvertanding, type A / Rondelle élastique à dents extérieures, type A X09A

Material Phosphor bronze C42500



For nom. size	✉	Art.number	For nom. size	✉	Art.number	For nom. size	✉	Art.number
#4*	100	U50450.011.0001	#10*	100	U50450.019.0001	3/8*	50	U50450.037.0001
#6*	100	U50450.013.0001	1/4*	100	U50450.025.0001	1/2*	25	U50450.050.0001
#8*	100	U50450.016.0001	5/16*	100	U50450.031.0001			

- Other types of bronze than specified (but with equal properties) may be supplied at the discretion of the manufacturer.

FABORY

Internal/external tooth lock washer

Tandveerring met open binnen- en buitenvertanding / Rondelle élastique à double denture intérieure/extérieure

ASME B18.21.1

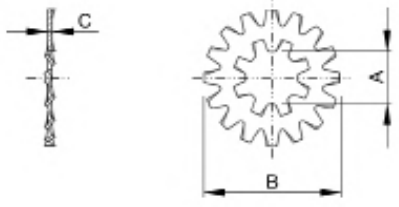



Technical Data

For nom. size	A (min.)	B (max.)	C (min.)
#4	0.115	0.510	0.017
#6	0.141	0.610	0.023
#8	0.168	0.690	0.028
#10	0.195	0.76	0.032
1/4	0.256	0.985	0.037
5/16	0.320	1.070	0.042
3/8	0.384	1.155	0.042
1/2	0.512	1.410	0.052

U37590 **Internal/external tooth lock washer / Tandveerring met open binnen- en buitenvertanding / Rondelle élastique à double denture intérieure/extérieure** **X09A**

Material Spring steel
Surface treatment Zinc plated

RoHS



For nom. size	✉	Art.number	For nom. size	✉	Art.number	For nom. size	✉	Art.number
#4*	100	U37590.011.0001	#10*	100	U37590.019.0001	3/8*	50	U37590.037.0001
#6*	100	U37590.013.0001	1/4*	100	U37590.025.0001	1/2*	25	U37590.050.0001
#8*	100	U37590.016.0001	5/16*	100	U37590.031.0001			

Internal tooth lock washer type A

Tandveerring met open binnenvertanding, type A / Rondelle élastique à dents intérieures, type A

ASME B18.21.1

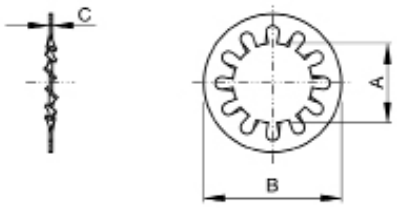



Technical Data

For nom. size	A (min.)	B (max.)	C (min.)
#2	0.089	0.200	0.010
#3	0.102	0.232	0.010
#4	0.115	0.270	0.012
#6	0.141	0.295	0.016
#8	0.168	0.340	0.018
#10	0.195	0.381	0.018
#12	0.221	0.410	0.020
1/4	0.256	0.478	0.023
5/16	0.320	0.610	0.028
3/8	0.384	0.692	0.032
7/16	0.448	0.789	0.032
1/2	0.512	0.900	0.037
9/16	0.576	0.985	0.037
5/8	0.640	1.071	0.042
3/4	0.769	1.245	0.047
7/8	0.894	1.410	0.052
1 Inch	1.019	1.637	0.059

Article groups

Material	Surface treatment	Code	Page
Spring steel	ZPL	U37480	7-181
St.spr.st AISI410		U53462	7-181
St.spr.st AISI 304		U51462	7-182
St.spr.st AISI 316		U55462	7-182
Phosphor bronze C42500		U50462	7-182

U37480 Internal tooth lock washer type A / Tandveerring met open binnenvertanding, type A / Rondelle élastique à dents intérieures, type A X09A

Material Spring steel
Surface treatment Zinc plated



For nom. size	✉	Art.number	For nom. size	✉	Art.number	For nom. size	✉	Art.number
#2*	100	U37480.008.0001	1/4*	100	U37480.025.0001	5/8*	10	U37480.062.0001
#4*	100	U37480.011.0001	5/16*	100	U37480.031.0001	3/4*	10	U37480.075.0001
#6*	100	U37480.013.0001	3/8*	50	U37480.037.0001	7/8*	5	U37480.087.0001
#8*	100	U37480.016.0001	7/16*	25	U37480.043.0001	1 Inch*	5	U37480.100.0001
#10*	100	U37480.019.0001	1/2*	25	U37480.050.0001			
#12*	100	U37480.021.0001	9/16*	25	U37480.056.0001			

U53462 Internal tooth lock washer type A / Tandveerring met open binnenvertanding, type A / Rondelle élastique à dents intérieures, type A X15A

Material Stainless spring steel AISI410



For nom. size	✉	Art.number	For nom. size	✉	Art.number	For nom. size	✉	Art.number
#2*	50	U53462.008.0001	#10*	50	U53462.019.0001	7/16*	25	U53462.043.0001
#3*	50	U53462.009.0001	#12*	50	U53462.021.0001	1/2*	10	U53462.050.0001
#4*	50	U53462.011.0001	1/4*	50	U53462.025.0001	5/8*	10	U53462.062.0001
#6*	50	U53462.013.0001	5/16*	50	U53462.031.0001	3/4*	5	U53462.075.0001
#8*	50	U53462.016.0001	3/8*	50	U53462.037.0001			

U53462 Internal tooth lock washer type A / Tandveerring met open binnenvertanding, type A / Rondelle élastique à dents intérieures, type A ←

- Other types of stainless steel than specified (but with equal properties) may be supplied at the discretion of the manufacturer.

U51462 Internal tooth lock washer type A / Tandveerring met open binnenvertanding, type A / Rondelle élastique à dents intérieures, type A X15A

Material Stainless spring steel AISI 304



For nom. size	✉	Art.number	For nom. size	✉	Art.number	For nom. size	✉	Art.number
#4*	50	U51462.011.0001	1/4*	50	U51462.025.0001	9/16*	10	U51462.056.0001
#6*	50	U51462.013.0001	5/16*	50	U51462.031.0001	5/8*	10	U51462.062.0001
#8*	50	U51462.016.0001	3/8*	50	U51462.037.0001	3/4*	5	U51462.075.0001
#10*	50	U51462.019.0001	1/2*	10	U51462.050.0001			

- Other types of stainless steel than specified (but with equal properties) may be supplied at the discretion of the manufacturer.

U55462 Internal tooth lock washer type A / Tandveerring met open binnenvertanding, type A / Rondelle élastique à dents intérieures, type A X15A

Material Stainless spring steel AISI 316



For nom. size	✉	Art.number	For nom. size	✉	Art.number	For nom. size	✉	Art.number
#4*	50	U55462.011.0001	#10*	50	U55462.019.0001	5/16*	50	U55462.031.0001
#6*	50	U55462.013.0001	1/4*	50	U55462.025.0001	3/8*	50	U55462.037.0001
#8*	50	U55462.016.0001						

- Other types of stainless steel than specified (but with equal properties) may be supplied at the discretion of the manufacturer.

7

U50462 Internal tooth lock washer type A / Tandveerring met open binnenvertanding, type A / Rondelle élastique à dents intérieures, type A X09A

Material Phosphor bronze C42500



For nom. size	✉	Art.number	For nom. size	✉	Art.number	For nom. size	✉	Art.number
#2*	100	U50462.008.0001	#8*	100	U50462.016.0001	5/16*	100	U50462.031.0001
#4*	100	U50462.011.0001	#10*	100	U50462.019.0001	3/8*	50	U50462.037.0001
#6*	100	U50462.013.0001	1/4*	100	U50462.025.0001	1/2*	25	U50462.050.0001

- Other types of bronze than specified (but with equal properties) may be supplied at the discretion of the manufacturer.

Internal tooth lock washer, heavy

Tandveerring met open binnenvertanding, zwaar / Rondelle élastique à dents intérieures, lourde

ASME B18.21.1

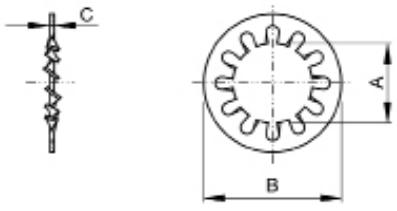



Technical Data

For nom. size	A (min.)	B (max.)	C (min.)
1/4	0.256	0.536	0.035
5/16	0.320	0.607	0.040
3/8	0.384	0.748	0.042
1/2	0.512	0.924	0.055
5/8	0.640	1.135	0.059
3/4	0.768	1.265	0.070

Article groups

Material	Surface treatment	Code	Page
Spring steel		U37320	7-183
Spring steel	ZPL	U37321	7-183

U37320 Internal tooth lock washer, heavy / Tandveerring met open binnenvertanding, zwaar / Rondelle élastique à dents intérieures, lourde X09A

Material Spring steel



For nom. size	✉	Art.number	For nom. size	✉	Art.number	For nom. size	✉	Art.number
1/4*	100	U37320.025.0001	3/8*	50	U37320.037.0001	5/8*	10	U37320.062.0001
5/16*	100	U37320.031.0001	1/2*	25	U37320.050.0001	3/4*	10	U37320.075.0001

U37321 Internal tooth lock washer, heavy / Tandveerring met open binnenvertanding, zwaar / Rondelle élastique à dents intérieures, lourde X09A

Material Spring steel
Surface treatment Zinc plated



For nom. size	✉	Art.number	For nom. size	✉	Art.number	For nom. size	✉	Art.number
1/4*	100	U37321.025.0001	3/8*	50	U37321.037.0001	5/8*	10	U37321.062.0001
5/16*	100	U37321.031.0001	1/2*	25	U37321.050.0001	3/4*	10	U37321.075.0001

FABORY

Retaining ring external, type NA1

Zekeringsring voor assen NA1 / Bague de sûreté extérieure, type NA1

ASME B18.27

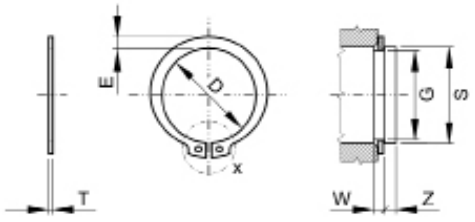



Technical Data

Nom. size shaft S	Groove G	Groove W	Groove Z	Ring D	Ring E ≈	Ring T	Size
1/8	0.117	0.012	0.012	0.112	0.018	0.010	NA1-12
5/32	0.146	0.012	0.015	0.142	0.026	0.010	NA1-15
3/16	0.175	0.018	0.018	0.168	0.025	0.015	NA1-18
7/32	0.205	0.018	0.021	0.196	0.028	0.015	NA1-21
15/64	0.222	0.018	0.021	0.215	0.030	0.015	NA1-23
1/4	0.230	0.029	0.030	0.225	0.035	0.025	NA1-25
9/32	0.261	0.029	0.030	0.256	0.038	0.025	NA1-28
5/16	0.290	0.029	0.033	0.281	0.040	0.025	NA1-31
11/32	0.321	0.029	0.033	0.309	0.042	0.025	NA1-34
3/8	0.352	0.029	0.036	0.338	0.050	0.025	NA1-37
13/32	0.382	0.029	0.036	0.366	0.054	0.025	NA1-40
7/16	0.412	0.029	0.039	0.395	0.055	0.025	NA1-43
15/32	0.443	0.029	0.039	0.428	0.060	0.025	NA1-46
1/2	0.468	0.039	0.048	0.461	0.065	0.035	NA1-50
9/16	0.530	0.039	0.048	0.521	0.072	0.035	NA1-56
19/32	0.559	0.039	0.052	0.550	0.076	0.035	NA1-59
5/8	0.588	0.039	0.055	0.579	0.080	0.035	NA1-62
43/64	0.631	0.039	0.060	0.621	0.082	0.035	NA1-67
11/16	0.646	0.046	0.063	0.635	0.084	0.042	NA1-68
3/4	0.704	0.046	0.069	0.693	0.092	0.042	NA1-75
25/32	0.733	0.046	0.072	0.722	0.094	0.042	NA1-78
13/16	0.762	0.046	0.075	0.751	0.096	0.042	NA1-81
7/8	0.821	0.046	0.081	0.810	0.104	0.042	NA1-87
15/16	0.882	0.046	0.084	0.867	0.110	0.042	NA1-93
63/64	0.926	0.046	0.087	0.910	0.114	0.042	NA1-98
1	0.940	0.046	0.090	0.925	0.116	0.042	NA1-100
1.1/16	0.998	0.056	0.096	0.982	0.122	0.050	NA1-106
1.1/8	1.059	0.056	0.099	1.041	0.128	0.050	NA1-112
1.3/16	1.118	0.056	0.105	1.098	0.132	0.050	NA1-118
1.1/4	1.176	0.056	0.111	1.156	0.140	0.050	NA1-158
1.5/16	1.232	0.056	0.120	1.214	0.146	0.050	NA1-131
1.3/8	1.291	0.056	0.126	1.272	0.152	0.050	NA1-137
1.7/16	1.350	0.056	0.132	1.333	0.160	0.050	NA1-143
1.1/2	1.406	0.056	0.141	1.387	0.168	0.050	NA1-150
1.9/16	1.468	0.068	0.141	1.446	0.172	0.062	NA1-156
1.5/8	1.529	0.068	0.144	1.503	0.180	0.062	NA1-162
1.11/16	1.589	0.068	0.148	1.560	0.184	0.062	NA1-168
1.3/4	1.650	0.068	0.150	1.618	0.188	0.062	NA1-175
1.13/16	1.708	0.068	0.156	1.675	0.192	0.062	NA1-181
1.7/8	1.769	0.068	0.159	1.735	0.196	0.062	NA1-187
1.31/32	1.857	0.068	0.168	1.819	0.200	0.062	NA1-196
10	9.575	0.209	0.636	9.355	0.675	0.187	NA1-1000
2	1.886	0.068	0.171	1.850	0.204	0.062	NA1-200
2.1/16	1.946	0.086	0.174	1.906	0.208	0.078	NA1-206
2.1/8	2.003	0.086	0.183	1.964	0.212	0.078	NA1-212
2.5/32	2.032	0.086	0.186	1.993	0.212	0.078	NA1-215
2.1/4	2.120	0.086	0.195	2.081	0.220	0.078	NA1-225
2.3/8	2.239	0.086	0.204	2.197	0.224	0.078	NA1-237
2.7/16	2.299	0.086	0.207	2.255	0.228	0.078	NA1-243
2.1/2	2.360	0.086	0.210	2.313	0.232	0.078	NA1-250
2.5/8	2.481	0.086	0.216	2.428	0.242	0.078	NA1-262
2.11/16	2.541	0.086	0.219	2.485	0.246	0.078	NA1-268
2.3/4	2.602	0.103	0.222	2.543	0.248	0.093	NA1-275
2.7/8	2.721	0.103	0.231	2.659	0.256	0.093	NA1-287
2.15/16	2.779	0.103	0.237	2.717	0.260	0.093	NA1-293

Go to www.fabory.com for all your tools, safety and metalworking products

Technical Data

Nom. size shaft S	Groove G	Groove W	Groove Z	Ring D	Ring E ≈	Ring T	Size
3	2.838	0.103	0.243	2.775	0.264	0.093	NA1-300
3.1/16	2.898	0.103	0.246	2.832	0.252	0.093	NA1-306
3.1/8	2.957	0.103	0.252	2.892	0.272	0.093	NA1-312
3.5/32	2.986	0.103	0.255	2.920	0.274	0.093	NA1-315
3.1/4	3.076	0.103	0.261	3.006	0.280	0.093	NA1-325
3.11/32	3.166	0.103	0.270	3.092	0.286	0.093	NA1-334
3.7/16	3.257	0.103	0.270	3.179	0.292	0.093	NA1-343
3.1/2	3.316	0.120	0.276	3.237	0.285	0.109	NA1-350
3.5/8	3.435	0.120	0.285	3.352	0.296	0.109	NA1-362
3.11/16	3.493	0.120	0.291	3.410	0.302	0.109	NA1-368
3.3/4	3.552	0.120	0.297	3.468	0.310	0.109	NA1-375
3.7/8	3.673	0.120	0.303	3.584	0.318	0.109	NA1-387
3.15/16	3.734	0.120	0.306	3.642	0.318	0.109	NA1-393
4	3.792	0.120	0.312	3.700	0.318	0.109	NA1-400
4.1/4	4.065	0.120	0.276	3.989	0.318	0.109	NA1-425
4.3/8	4.190	0.120	0.276	4.106	0.318	0.109	NA1-437
4.1/2	4.310	0.120	0.285	4.223	0.285	0.109	NA1-450
4.3/4	4.550	0.120	0.300	4.458	0.303	0.109	NA1-475
5	4.790	0.120	0.315	4.692	0.360	0.109	NA1-500
5.1/4	5.030	0.139	0.330	4.927	0.372	0.125	NA1-525
5.1/2	5.265	0.139	0.351	5.162	0.390	0.125	NA1-550
5.3/4	5.505	0.139	0.366	5.396	0.408	0.125	NA1-575
6	5.745	0.139	0.381	5.631	0.381	0.125	NA1-600
6.1/4	5.985	0.174	0.396	5.866	0.396	0.156	NA1-625
6.1/2	6.225	0.174	0.411	6.100	0.438	0.156	NA1-650
6.3/4	6.465	0.174	0.426	6.335	0.456	0.156	NA1-675
7	6.705	0.174	0.441	6.570	0.474	0.156	NA1-700
7.1/4	6.942	0.209	0.460	6.775	0.490	0.187	NA1-725
7.1/2	7.180	0.209	0.480	7.009	0.507	0.187	NA1-750
7.3/4	7.420	0.209	0.495	7.243	0.523	0.187	NA1-775
8	7.660	0.209	0.510	7.478	0.540	0.187	NA1-800
8.1/4	7.900	0.209	0.525	7.712	0.556	0.187	NA1-825
8.1/2	8.140	0.209	0.540	7.947	0.573	0.187	NA1-850
8.3/4	8.380	0.209	0.555	8.181	0.591	0.187	NA1-875
9	8.620	0.209	0.570	8.415	0.609	0.187	NA1-900
9.1/4	8.860	0.209	0.585	8.650	0.625	0.187	NA1-925
9.1/2	9.100	0.209	0.600	8.885	0.642	0.187	NA1-950
9.3/4	9.338	0.209	0.618	9.120	0.658	0.187	NA1-975

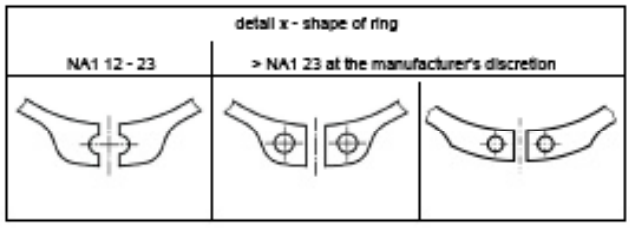

U36000 **Retaining ring external, type NA1 / Zekeringsring voor assen NA1 / Bague de sûreté extérieure, type NA1** **X09A**

Material Spring steel UNS G10600/G10900



S (inch)	✉	Art.number	S (inch)	✉	Art.number	S (inch)	✉	Art.number
1/8*	50	U36000.012.0001	7/16*	50	U36000.043.0001	7/8*	50	U36000.087.0001
5/32	50	U36000.015.0001	15/32*	50	U36000.046.0001	15/16*	50	U36000.093.0001
3/16*	50	U36000.018.0001	1/2*	50	U36000.050.0001	63/64*	50	U36000.098.0001
7/32*	50	U36000.021.0001	9/16*	50	U36000.056.0001	1 Inch*	50	U36000.100.0001
15/64*	50	U36000.023.0001	19/32*	50	U36000.059.0001	1.1/16*	25	U36000.106.0001
1/4*	50	U36000.025.0001	5/8*	50	U36000.062.0001	1.1/8*	25	U36000.112.0001
9/32*	50	U36000.028.0001	43/64*	50	U36000.067.0001	1.3/16*	25	U36000.118.0001
5/16*	50	U36000.031.0001	11/16*	50	U36000.068.0001	1.1/4*	25	U36000.125.0001
11/32*	50	U36000.034.0001	3/4*	50	U36000.075.0001	1.5/16*	25	U36000.131.0001
3/8*	50	U36000.037.0001	25/32*	50	U36000.078.0001	1.3/8*	25	U36000.137.0001
13/32*	50	U36000.040.0001	13/16*	50	U36000.081.0001	1.7/16*	25	U36000.143.0001

U36000 **Retaining ring external, type NA1 / Zekeringsring voor assen NA1 / Bague de sûreté extérieure, type NA1** ←

S (inch)	✉	Art.number	S (inch)	✉	Art.number	S (inch)	✉	Art.number
1.1/2*	25	U36000.150.0001	2.15/16*	5	U36000.293.0001	5.1/4*	1	U36000.525.0001
1.9/16*	25	U36000.156.0001	3 Inch*	5	U36000.300.0001	5.1/2*	1	U36000.550.0001
1.5/8*	25	U36000.162.0001	3.1/16*	1	U36000.306.0001	5.3/4*	1	U36000.575.0001
1.11/16*	25	U36000.168.0001	3.1/8*	1	U36000.312.0001	6 Inch*	1	U36000.600.0001
1.3/4*	25	U36000.175.0001	3.5/32*	1	U36000.315.0001	6.1/4*	1	U36000.625.0001
1.13/16*	25	U36000.181.0001	3.1/4*	1	U36000.325.0001	6.1/2*	1	U36000.650.0001
1.7/8*	25	U36000.187.0001	3.11/32*	1	U36000.334.0001	6.3/4*	1	U36000.675.0001
1.31/32*	25	U36000.196.0001	3.7/16*	1	U36000.343.0001	7 Inch*	1	U36000.700.0001
2 Inch*	10	U36000.200.0001	3.1/2*	1	U36000.350.0001	7.1/4*	1	U36000.725.0001
2.1/16*	5	U36000.206.0001	3.5/8*	1	U36000.362.0001	7.1/2*	1	U36000.750.0001
2.1/8*	5	U36000.212.0001	3.11/16*	1	U36000.368.0001	7.3/4*	1	U36000.775.0001
2.5/32*	5	U36000.215.0001	3.3/4*	1	U36000.375.0001	8 Inch*	1	U36000.800.0001
2.1/4*	5	U36000.225.0001	3.7/8*	1	U36000.387.0001	8.1/4*	1	U36000.825.0001
2.3/8*	5	U36000.237.0001	3.15/16*	1	U36000.393.0001	8.1/2*	1	U36000.850.0001
2.7/16*	5	U36000.243.0001	4 Inch*	1	U36000.400.0001	8.3/4*	1	U36000.875.0001
2.1/2*	5	U36000.250.0001	4.1/4*	1	U36000.425.0001	9 Inch*	1	U36000.900.0001
2.5/8*	5	U36000.262.0001	4.3/8*	1	U36000.437.0001	9.1/4*	1	U36000.925.0001
2.11/16*	5	U36000.268.0001	4.1/2*	1	U36000.450.0001	9.1/2*	1	U36000.950.0001
2.3/4*	5	U36000.275.0001	4.3/4*	1	U36000.475.0001	9.3/4*	1	U36000.975.0001
2.7/8*	5	U36000.287.0001	5 Inch*	1	U36000.500.0001	10 Inch*	1	U36000.999.1000

- During assembly it is essential to not overspread the rings, a maximum spread of 1,01 x S_1 is recommended. For proper installation use pliers with spread limiter or assemble the aid of a cone.
- Warning: electroplating of these products may cause hydrogen embrittlement.

Retaining ring internal, type NA2

Zekeringsring voor boringen NA2 / Bague de sûreté intérieure, type NA2

ASME B18.27

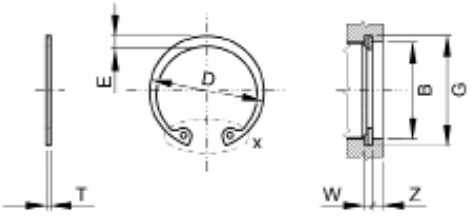



7

Technical Data

Nom. size shaft S	Size	Groove G	Groove W	Groove Z	Ring E ≈	Ring D	Ring T
1/4	NA2-25	0.268	0.020	0.027	0.025	0.280	0.015
5/16	NA2-31	0.330	0.020	0.027	0.033	0.346	0.015
3/8	NA2-37	0.397	0.029	0.033	0.040	0.415	0.025
7/16	NA2-43	0.461	0.029	0.036	0.049	0.482	0.025
1/2	NA2-50	0.530	0.039	0.045	0.053	0.548	0.035
9/16	NA2-56	0.596	0.039	0.051	0.053	0.620	0.035
5/8	NA2-62	0.665	0.039	0.060	0.060	0.694	0.035
11/16	NA2-68	0.732	0.039	0.066	0.063	0.763	0.035
3/4	NA2-75	0.796	0.039	0.069	0.070	0.831	0.035
13/16	NA2-81	0.862	0.046	0.075	0.077	0.901	0.042
7/8	NA2-87	0.931	0.046	0.084	0.084	0.971	0.042
15/16	NA2-93	1.000	0.046	0.093	0.091	1.041	0.042
1	NA2-100	1.066	0.046	0.099	0.104	1.111	0.042
1.1/16	NA2-106	1.130	0.056	0.102	0.110	1.180	0.050
1.1/8	NA2-112	1.197	0.056	0.108	0.116	1.249	0.050
1.3/16	NA2-118	1.262	0.056	0.111	0.120	1.319	0.050
1.1/4	NA2-125	1.330	0.056	0.120	0.124	1.388	0.050
1.5/16	NA2-131	1.396	0.056	0.126	0.130	1.456	0.050
1.3/8	NA2-137	1.461	0.056	0.129	0.130	1.526	0.050
1.7/16	NA2-143	1.528	0.056	0.135	0.133	1.596	0.050
1.1/2	NA2-150	1.594	0.056	0.141	0.133	1.660	0.050
1.9/16	NA2-156	1.658	0.068	0.144	0.157	1.734	0.062
1.5/8	NA2-162	1.725	0.068	0.150	0.164	1.804	0.062
1.11/16	NA2-168	1.792	0.068	0.156	0.170	1.874	0.062
1.3/4	NA2-175	1.858	0.068	0.162	0.171	1.942	0.062
1.13/16	NA2-181	1.922	0.068	0.165	0.170	2.012	0.062
1.7/8	NA2-187	1.989	0.068	0.171	0.170	2.072	0.062
10	NA2-1000	10.450	0.209	0.675	0.675	10.920	0.187
2	NA2-200	2.122	0.068	0.183	0.170	2.210	0.062
2.1/16	NA2-206	2.186	0.086	0.186	0.186	2.280	0.078
2.1/8	NA2-212	2.251	0.086	0.189	0.195	2.350	0.078
2.1/4	NA2-225	2.382	0.086	0.198	0.203	2.490	0.078

Technical Data

Nom. size shaft S	Size	Groove G	Groove W	Groove Z	Ring E ≈	Ring D	Ring T
2.3/8	NA2-237	2.517	0.086	0.213	0.207	2.630	0.078
2.7/16	NA2-244	2.584	0.086	0.216	0.209	2.702	0.078
2.1/2	NA2-250	2.648	0.086	0.222	0.210	2.775	0.078
2.5/8	NA2-262	2.781	0.103	0.234	0.226	2.910	0.093
2.11/16	NA2-268	2.848	0.103	0.240	0.230	2.980	0.093
2.3/4	NA2-275	2.914	0.103	0.246	0.234	3.050	0.093
2.7/8	NA2-287	3.051	0.103	0.264	0.240	3.191	0.093
3	NA2-300	3.182	0.103	0.273	0.250	3.325	0.093
3.1/16	NA2-306	3.248	0.120	0.379	0.254	3.418	0.109
3.1/8	NA2-312	3.315	0.120	0.285	0.269	3.488	0.109
3.5/32	NA2-315	3.348	0.120	0.288	0.262	3.523	0.109
3.1/4	NA2-325	3.446	0.120	0.294	0.269	3.623	0.109
3.11/32	NA2-334	3.546	0.120	0.300	0.276	3.734	0.109
3.1/2	NA2-350	3.710	0.120	0.315	0.289	3.890	0.109
3.5/8	NA2-362	3.841	0.120	0.324	0.299	4.024	0.109
3.3/4	NA2-375	3.974	0.120	0.336	0.309	4.157	0.109
3.7/8	NA2-387	4.107	0.120	0.348	0.319	4.291	0.109
3.15/16	NA2-393	4.174	0.120	0.354	0.324	4.358	0.109
4	NA2-400	4.240	0.120	0.360	0.330	4.424	0.109
4.1/4	NA2-425	4.490	0.120	0.360	0.335	4.691	0.109
4.1/2	NA2-450	4.740	0.120	0.360	0.351	4.940	0.109
4.3/4	NA2-475	4.995	0.120	0.366	0.370	5.213	0.109
5	NA2-500	5.260	0.120	0.390	0.390	5.485	0.109
5.1/4	NA2-525	5.520	0.139	0.405	0.408	5.770	0.125
5.1/2	NA2-550	5.770	0.139	0.405	0.408	6.066	0.125
5.3/4	NA2-575	6.020	0.139	0.405	0.408	6.336	0.125
6	NA2-600	6.270	0.139	0.405	0.408	6.620	0.125
6.1/4	NA2-625	6.530	0.174	0.420	0.423	6.895	0.156
6.1/2	NA2-650	6.790	0.174	0.435	0.438	7.170	0.156
6.3/4	NA2-675	7.055	0.174	0.456	0.456	7.445	0.156
7	NA2-700	7.315	0.174	0.471	0.474	7.720	0.156
7.1/4	NA2-725	7.575	0.209	0.486	0.489	7.995	0.187
7.1/2	NA2-750	7.840	0.209	0.510	0.507	8.270	0.187
7.3/4	NA2-775	8.100	0.209	0.525	0.523	8.545	0.187
8	NA2-800	8.360	0.209	0.540	0.540	8.820	0.187
8.1/4	NA2-825	8.620	0.209	0.555	0.558	9.095	0.187
8.1/2	NA2-850	8.880	0.209	0.570	0.573	9.285	0.187
8.3/4	NA2-875	9.145	0.209	0.591	0.591	9.558	0.187
9	NA2-900	9.405	0.209	0.606	0.609	9.830	0.187
9.1/4	NA2-925	9.668	0.209	0.627	0.625	10.102	0.187
9.1/2	NA2-950	9.930	0.209	0.645	0.642	10.375	0.187
9.3/4	NA2-975	10.190	0.209	0.660	0.658	10.648	0.187

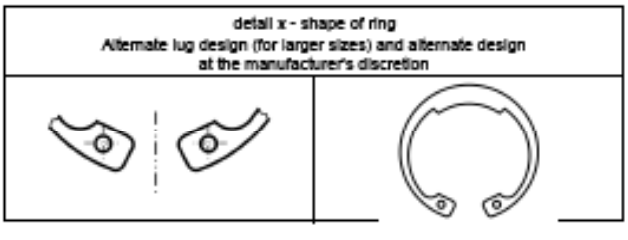

U36050 **Retaining ring internal, type NA2 / Zekeringsring voor boringen NA2 / Bague de sûreté intérieure, type NA2** **X09A**

Material Spring steel UNS G10600/G10900



S (inch)	✉	Art.number	S (inch)	✉	Art.number	S (inch)	✉	Art.number
1/4*	50	U36050.025.0001	5/8*	50	U36050.062.0001	1 Inch*	50	U36050.100.0001
5/16*	50	U36050.031.0001	11/16*	50	U36050.068.0001	1.1/16*	25	U36050.106.0001
3/8*	50	U36050.037.0001	3/4*	50	U36050.075.0001	1.1/8*	25	U36050.112.0001
7/16*	50	U36050.043.0001	13/16*	50	U36050.081.0001	1.3/16*	25	U36050.118.0001
1/2*	50	U36050.050.0001	7/8*	50	U36050.087.0001	1.1/4*	25	U36050.125.0001
9/16*	50	U36050.056.0001	15/16*	50	U36050.093.0001	1.5/16*	25	U36050.131.0001

U36050	Retaining ring internal, type NA2 / Zekeringsring voor boringen NA2 / Bague de sûreté intérieure, type NA2	←

S (inch)	✉	Art.number	S (inch)	✉	Art.number	S (inch)	✉	Art.number
1.3/8*	25	U36050.137.0001	2.7/8*	10	U36050.287.0001	5.3/4*	1	U36050.575.0001
1.7/16*	25	U36050.143.0001	3 Inch*	10	U36050.300.0001	6 Inch*	1	U36050.600.0001
1.1/2*	25	U36050.150.0001	3.1/16*	1	U36050.306.0001	6.1/4*	1	U36050.625.0001
1.9/16*	25	U36050.156.0001	3.1/8*	1	U36050.312.0001	6.1/2*	1	U36050.650.0001
1.5/8*	25	U36050.162.0001	3.5/32*	1	U36050.315.0001	6.3/4*	1	U36050.675.0001
1.11/16*	25	U36050.168.0001	3.1/4*	1	U36050.325.0001	7 Inch*	1	U36050.700.0001
1.3/4*	25	U36050.175.0001	3.11/32*	1	U36050.334.0001	7.1/4*	1	U36050.725.0001
1.13/16*	25	U36050.181.0001	3.1/2*	1	U36050.350.0001	7.1/2*	1	U36050.750.0001
1.7/8*	25	U36050.187.0001	3.5/8*	1	U36050.362.0001	7.3/4*	1	U36050.775.0001
2 Inch*	25	U36050.200.0001	3.3/4*	1	U36050.375.0001	8 Inch*	1	U36050.800.0001
2.1/16*	10	U36050.206.0001	3.7/8*	1	U36050.387.0001	8.1/4*	1	U36050.825.0001
2.1/8*	10	U36050.212.0001	3.15/16*	1	U36050.393.0001	8.1/2*	1	U36050.850.0001
2.1/4*	10	U36050.225.0001	4 Inch*	1	U36050.400.0001	8.3/4*	1	U36050.875.0001
2.3/8*	10	U36050.237.0001	4.1/4*	1	U36050.425.0001	9 Inch*	1	U36050.900.0001
2.7/16*	10	U36050.243.0001	4.1/2*	1	U36050.450.0001	9.1/4*	1	U36050.925.0001
2.1/2*	10	U36050.250.0001	4.3/4*	1	U36050.475.0001	9.1/2*	1	U36050.950.0001
2.5/8*	10	U36050.262.0001	5 Inch*	1	U36050.500.0001	9.3/4*	1	U36050.975.0001
2.11/16*	10	U36050.268.0001	5.1/4*	1	U36050.525.0001	10 Inch*	1	U36050.999.1000
2.3/4*	10	U36050.275.0001	5.1/2*	1	U36050.550.0001			

- During assembly it is essential to not over-compress the rings, a maximum compression of 0,99 x S_1 is recommended. For proper installation use pliers with spread limiter or assemble with the aid of a cone.
- Warning: electroplating of these products may cause hydrogen embrittlement.

Retaining ring external, type NA3 (E-type)

Zekeringsring voor assen NA3 (E-type) / Bague de sûreté extérieure, type NA3 (type E)

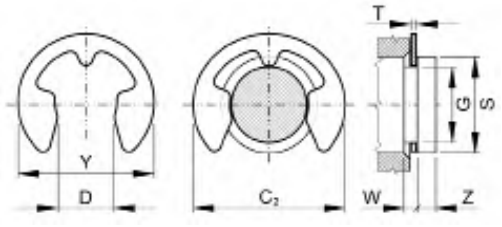

ASME B18.27



Technical Data

Nom. size shaft S	Size	Groove G	Groove W	Groove Z	Ring D	Ring Y	Ring C_2	Ring T
1/16	NA3-S6	0.052	0.012	0.010	0.051	0.140	0.150	0.010
3/32	NA3-9	0.074	0.020	0.020	0.069	0.230	0.245	0.015
7/64	NA3-S11	0.079	0.020	0.030	0.076	0.375	0.390	0.015
1/8	NA3-S12	0.095	0.029	0.030	0.094	0.214	0.225	0.025
9/64	NA3-Y14	0.102	0.020	0.038	0.100	0.203	0.215	0.015
5/32	NA3-15	0.118	0.046	0.038	0.116	0.375	0.390	0.042
11/64	NA3-S18	0.127	0.029	0.044	0.125	0.312	0.325	0.025
3/16	NA3-Y18	0.125	0.029	0.062	0.122	0.375	0.390	0.025
7/32	NA3-25	0.188	0.029	0.030	0.185	0.437	0.450	0.025
1/4	NA3-31	0.210	0.029	0.040	0.207	0.527	0.540	0.025
5/16	NA3-S31	0.250	0.029	0.062	0.243	0.500	0.520	0.025
3/8	NA3-S37	0.306	0.039	0.068	0.303	0.567	0.587	0.035
7/16	NA3-43	0.343	0.039	0.094	0.337	0.687	0.710	0.035
1/2	NA3-50	0.396	0.046	0.104	0.392	0.800	0.820	0.042
5/8	NA3-62	0.485	0.046	0.140	0.480	0.940	0.960	0.042
3/4	NA3-S74	0.625	0.056	0.124	0.616	1.000	1.020	0.050
7/8	NA3-87	0.675	0.056	0.200	0.668	1.300	1.320	0.050
1	NA3-S98	0.835	0.056	0.164	0.822	1.500	1.530	0.050
1.3/16	NA3-S118	1.079	0.068	0.108	1.066	1.626	1.670	0.062
1.3/8	NA3-S137	1.230	0.068	0.144	1.213	1.875	1.920	0.062

U36200	Retaining ring external, type NA3 (E-type) / Zekeringsring voor assen NA3 (E-type) / Bague de sûreté extérieure, type NA3 (type E)	X09A
Material	Spring steel UNS G10600/G10900	



S (inch)	✉	Art.number	S (inch)	✉	Art.number	S (inch)	✉	Art.number
1/16*	50	U36200.006.0001	1/8*	50	U36200.012.0001	11/64*	50	U36200.017.0001
3/32*	50	U36200.009.0001	9/64*	50	U36200.014.0001	3/16*	50	U36200.018.0001
7/64*	50	U36200.010.0001	5/32*	50	U36200.015.0001	7/32*	50	U36200.021.0001

U36200 **Retaining ring external, type NA3 (E-type) / Zekeringsring voor assen NA3 (E-type) / Bague de sûreté extérieure, type NA3 (type E)** ←

S (inch)	✉	Art.number	S (inch)	✉	Art.number	S (inch)	✉	Art.number
1/4*	50	U36200.025.0001	1/2*	50	U36200.050.0001	1 Inch*	50	U36200.100.0001
5/16*	50	U36200.031.0001	5/8*	50	U36200.062.0001	1.3/16*	25	U36200.118.0001
3/8*	50	U36200.037.0001	3/4*	50	U36200.075.0001	1.3/8*	25	U36200.137.0001
7/16*	50	U36200.043.0001	7/8*	50	U36200.087.0001			

- Warning: electroplating of these products may cause hydrogen embrittlement.

Push-on retaining ring with lugs for shafts

Opdrukborgring met nokken, voor assen / Bague de fixation à ergots pour arbres

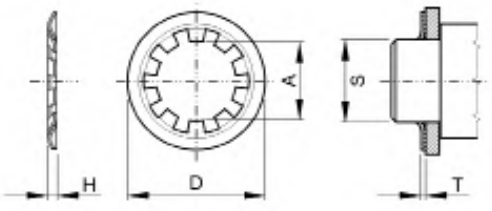

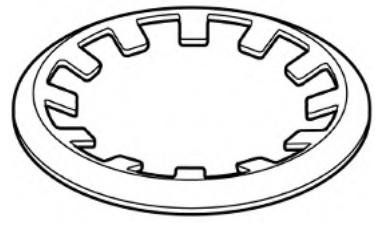

Technical Data

Nom. size shaft S	A	D	H	T
3/32	0.091	0.326	0.029	0.010
1/8	0.123	0.366	0.029	0.010
5/32	0.154	0.397	0.029	0.010
3/16	0.186	0.444	0.031	0.010
1/4	0.248	0.522	0.042	0.015
5/16	0.310	0.584	0.042	0.015
3/8	0.373	0.645	0.042	0.015
7/16	0.436	0.737	0.045	0.015
1/2	0.489	0.828	0.054	0.015
9/16	0.561	0.889	0.054	0.015
5/8	0.623	0.951	0.054	0.015
3/4	0.749	1.076	0.054	0.015
7/8	0.873	1.203	0.054	0.015
1	0.998	1.327	0.054	0.015

U36230 **Push-on retaining ring with lugs for shafts / Opdrukborgring met nokken, voor assen / Bague de fixation à ergots pour arbres** **X09A**

Material Spring steel



S (inch)	✉	Art.number	S (inch)	✉	Art.number	S (inch)	✉	Art.number
3/32*	50	U36230.009.0001	5/16*	50	U36230.031.0001	5/8*	50	U36230.062.0001
1/8*	50	U36230.012.0001	3/8*	50	U36230.037.0001	3/4*	50	U36230.075.0001
5/32*	50	U36230.015.0001	7/16*	50	U36230.043.0001	7/8*	50	U36230.087.0001
3/16*	50	U36230.018.0001	1/2*	50	U36230.050.0001	1 Inch*	50	U36230.100.0001
1/4*	50	U36230.025.0001	9/16*	50	U36230.056.0001			

- Warning: electroplating of these products may cause hydrogen embrittlement.

FABORY

Push-in retaining ring with lugs for bores

Inpersborgring met nokken, voor boringen / Bague de fixation à ergots pour alésages

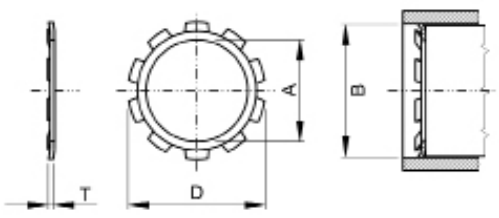

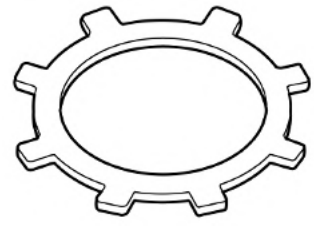

Technical Data

Nom. size bore B	A	D	T
5/16	0.136	0.313	0.010
3/8	0.175	0.376	0.010
7/16	0.237	0.439	0.010
1/2	0.258	0.502	0.010
9/16	0.312	0.564	0.010
5/8	0.390	0.627	0.010
3/4	0.500	0.752	0.015
7/8	0.625	0.877	0.015
15/16	0.687	0.940	0.015
1	0.750	1.002	0.015
1.1/4	0.938	1.252	0.015

7

U36231 **Push-in retaining ring with lugs for bores / Inpersborgring met nokken, voor boringen / Bague de fixation à ergots pour alésages** **X09A**

Material Spring steel



B	✉	Art.number	B	✉	Art.number	B	✉	Art.number
5/16*	50	U36231.031.0001	9/16*	50	U36231.056.0001	15/16*	50	U36231.093.0001
3/8*	50	U36231.037.0001	5/8*	50	U36231.062.0001	1 Inch*	50	U36231.100.0001
7/16*	50	U36231.043.0001	3/4*	50	U36231.075.0001	1.1/4*	50	U36231.125.0001
1/2*	50	U36231.050.0001	7/8*	50	U36231.087.0001			

- Warning: electroplating of these products may cause hydrogen embrittlement.

U-bolt plate

Sluitplaat voor U-beugels / Plaque pour étriers en U

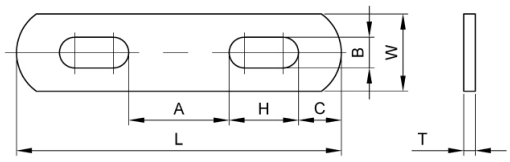

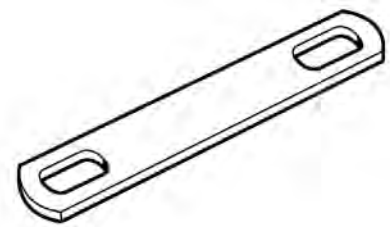

Technical Data

U-bolt thread ø x L	A	B	C	H	T	W
1/4 x 2.063	0.313	0.312	0.187	0.687	0.094	0.75
1/4 x 2.500	0.781	0.312	0.187	0.687	0.094	0.75
1/4 x 3.188	0.875	0.375	0.187	0.687	0.094	0.75
5/16 x 2.750	1.375	0.312	0.219	0.687	0.094	0.75
5/16 x 3.188	1.375	0.375	0.219	0.687	0.094	0.75
5/16 x 2.750	1.844	0.375	0.219	0.687	0.094	0.75
5/16 x 4.750	2.875	0.375	0.219	0.687	0.094	0.75
1/2 x 5.500	2.875	0.562	0.312	0.937	0.109	1.00
1/2 x 6.188	3.875	0.562	0.312	0.937	0.109	1.00

Article groups

Material	Surface treatment	Code	Page
St.	ZPL	U17253	7-191
St.st. AISI 304		U17257	7-191

U17253 **U-bolt plate / Sluitplaat voor U-beugels / Plaque pour étriers en U** **X02A**

Material Steel
Surface treatment Zinc plated

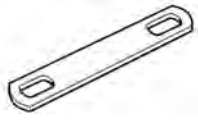

U-bolt thread ø x L	✉	Art.number	U-bolt thread ø x L	✉	Art.number	U-bolt thread ø x L	✉	Art.number
1/4X2.063*	10	U17253.031.0031	5/16X2.750*	10	U17253.037.0087	5/16X4.750*	10	U17253.037.0287
1/4X2.500*	10	U17253.031.0078	5/16X3.188*	10	U17253.037.0137	1/2X5.500*	5	U17253.056.0287
1/4X3.188*	10	U17253.031.0137	5/16X3.750*	10	U17253.037.0184	1/2X6.188*	5	U17253.056.0387

U17257 **U-bolt plate / Sluitplaat voor U-beugels / Plaque pour étriers en U** **X02A**

Material Stainless steel AISI 304

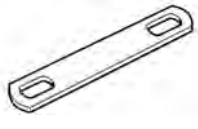

U-bolt thread ø x L	✉	Art.number	U-bolt thread ø x L	✉	Art.number	U-bolt thread ø x L	✉	Art.number
1/4X2.063*	10	U17257.031.0031	5/16X2.750*	10	U17257.037.0087	5/16X4.750*	10	U17257.037.0287
1/4X2.500*	10	U17257.031.0078	5/16X3.188*	10	U17257.037.0137	1/2X5.500*	5	U17257.056.0287
1/4X3.188*	10	U17257.031.0137	5/16X3.750*	10	U17257.037.0184	1/2X6.188*	5	U17257.056.0387

FABORY

O-ring

O-ring / Joint torique

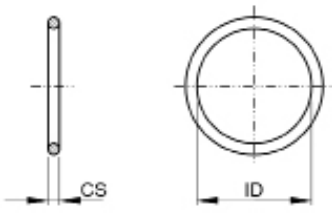

SAE AS568



Article groups

Material	Color	Code	Page
EPDM 70° Shore A	Black	U38869	7-192
NBR 90° Shore A	Black	U38805	7-193
FKM 75° Shore A	Black	U38871	7-195
FKM 90° Shore A	Black	U38875	7-197
VMQ 70° Shore A	Red	U38883	7-198

U38869 O-ring / O-ring / Joint torique **X09A**

Material EPDM 70° Shore A
Color Black



(Dash nr.) CS x ID	✉	Art.number	(Dash nr.) CS x ID	✉	Art.number	(Dash nr.) CS x ID	✉	Art.number
(# 001) 1/32X1/32*	100	U38869.003.0003	(# 050) 1/16X5.1/4*	2	U38869.006.0525	(# 150) 3/32X2.7/8*	10	U38869.009.0287
(# 002) 3/64X3/64*	100	U38869.004.0004	(# 102) 3/32X1/16*	50	U38869.009.0006	(# 151) 3/32X3 Inch*	10	U38869.009.0300
(# 003) 1/16X1/16*	100	U38869.006.0006	(# 103) 3/32X3/32*	50	U38869.009.0009	(# 152) 3/32X3.1/4*	10	U38869.009.0325
(# 004) 1/16X5/64*	100	U38869.006.0007	(# 104) 3/32X1/8*	50	U38869.009.0012	(# 153) 3/32X3.1/2*	10	U38869.009.0350
(# 005) 1/16X3/32*	100	U38869.006.0009	(# 105) 3/32X5/32*	50	U38869.009.0015	(# 154) 3/32X3.3/4*	10	U38869.009.0375
(# 006) 1/16X1/8*	100	U38869.006.0012	(# 106) 3/32X3/16*	50	U38869.009.0018	(# 155) 3/32X4 Inch*	10	U38869.009.0400
(# 007) 1/16X5/32*	100	U38869.006.0015	(# 107) 3/32X7/32*	50	U38869.009.0021	(# 156) 3/32X4.1/4*	10	U38869.009.0425
(# 008) 1/16X3/16*	100	U38869.006.0018	(# 108) 3/32X1/4*	50	U38869.009.0025	(# 157) 3/32X4.1/2*	10	U38869.009.0450
(# 009) 1/16X7/32*	100	U38869.006.0021	(# 109) 3/32X5/16*	50	U38869.009.0031	(# 158) 3/32X4.3/4*	10	U38869.009.0475
(# 010) 1/16X1/4*	100	U38869.006.0025	(# 110) 3/32X3/8*	50	U38869.009.0037	(# 159) 3/32X5 Inch*	10	U38869.009.0500
(# 011) 1/16X5/16*	100	U38869.006.0031	(# 111) 3/32X7/16*	50	U38869.009.0043	(# 160) 3/32X5.1/4*	10	U38869.009.0525
(# 012) 1/16X3/8*	100	U38869.006.0037	(# 112) 3/32X1/2*	50	U38869.009.0050	(# 161) 3/32X5.1/2*	10	U38869.009.0550
(# 013) 1/16X7/16*	100	U38869.006.0043	(# 113) 3/32X9/16*	50	U38869.009.0056	(# 162) 3/32X5.3/4*	10	U38869.009.0575
(# 014) 1/16X1/2*	100	U38869.006.0050	(# 114) 3/32X5/8*	50	U38869.009.0062	(# 163) 3/32X6 Inch*	10	U38869.009.0600
(# 015) 1/16X9/16*	100	U38869.006.0056	(# 115) 3/32X11/16*	50	U38869.009.0068	(# 164) 3/32X6.1/4*	10	U38869.009.0625
(# 016) 1/16X5/8*	100	U38869.006.0062	(# 116) 3/32X3/4*	50	U38869.009.0075	(# 165) 3/32X6.1/2*	10	U38869.009.0650
(# 017) 1/16X11/16*	50	U38869.006.0068	(# 117) 3/32X13/16*	50	U38869.009.0081	(# 166) 3/32X6.3/4*	10	U38869.009.0675
(# 018) 1/16X3/4*	50	U38869.006.0075	(# 118) 3/32X7/8*	50	U38869.009.0087	(# 167) 3/32X7 Inch*	10	U38869.009.0700
(# 019) 1/16X13/16*	50	U38869.006.0081	(# 119) 3/32X15/16*	50	U38869.009.0093	(# 168) 3/32X7.1/4*	10	U38869.009.0725
(# 020) 1/16X7/8*	50	U38869.006.0087	(# 120) 3/32X1 Inch*	50	U38869.009.0100	(# 169) 3/32X7.1/2*	10	U38869.009.0750
(# 021) 1/16X15/16*	50	U38869.006.0093	(# 121) 3/32X1.1/16*	50	U38869.009.0106	(# 170) 3/32X7.3/4*	10	U38869.009.0775
(# 022) 1/16X1 Inch*	50	U38869.006.0100	(# 122) 3/32X1.1/8*	50	U38869.009.0112	(# 171) 3/32X8 Inch*	10	U38869.009.0800
(# 023) 1/16X1.1/16*	50	U38869.006.0106	(# 123) 3/32X1.3/16*	25	U38869.009.0118	(# 172) 3/32X8.1/4*	10	U38869.009.0825
(# 024) 1/16X1.1/8*	50	U38869.006.0112	(# 124) 3/32X1.1/4*	25	U38869.009.0125	(# 173) 3/32X8.1/2*	10	U38869.009.0850
(# 025) 1/16X1.3/16*	50	U38869.006.0118	(# 125) 3/32X1.5/16*	25	U38869.009.0131	(# 174) 3/32X8.3/4*	10	U38869.009.0875
(# 026) 1/16X1.1/4*	50	U38869.006.0125	(# 126) 3/32X1.3/8*	25	U38869.009.0137	(# 175) 3/32X9 Inch*	10	U38869.009.0900
(# 027) 1/16X1.5/16*	50	U38869.006.0131	(# 127) 3/32X1.7/16*	25	U38869.009.0143	(# 176) 3/32X9.1/4*	10	U38869.009.0925
(# 028) 1/16X1.3/8*	50	U38869.006.0137	(# 128) 3/32X1.1/2*	25	U38869.009.0150	(# 177) 3/32X9.1/2*	10	U38869.009.0950
(# 029) 1/16X1.1/2*	25	U38869.006.0150	(# 129) 3/32X1.9/16*	25	U38869.009.0156	(# 178) 3/32X9.3/4*	10	U38869.009.0975
(# 030) 1/16X1.5/8*	25	U38869.006.0162	(# 130) 3/32X1.5/8*	25	U38869.009.0162	(# 201) 1/8X3/16*	25	U38869.012.0018
(# 031) 1/16X1.3/4*	25	U38869.006.0175	(# 131) 3/32X1.11/16*	10	U38869.009.0168	(# 202) 1/8X1/4*	25	U38869.012.0025
(# 032) 1/16X1.7/8*	25	U38869.006.0187	(# 132) 3/32X1.3/4*	10	U38869.009.0175	(# 203) 1/8X5/16*	25	U38869.012.0031
(# 033) 1/16X2 Inch*	25	U38869.006.0200	(# 133) 3/32X1.13/16*	10	U38869.009.0181	(# 204) 1/8X3/8*	25	U38869.012.0037
(# 034) 1/16X2.1/8*	25	U38869.006.0212	(# 134) 3/32X1.7/8*	10	U38869.009.0187	(# 205) 1/8X7/16*	25	U38869.012.0043
(# 035) 1/16X2.1/4*	10	U38869.006.0225	(# 135) 3/32X1.15/16*	10	U38869.009.0193	(# 206) 1/8X1/2*	25	U38869.012.0050
(# 036) 1/16X2.3/8*	10	U38869.006.0237	(# 136) 3/32X2 Inch*	10	U38869.009.0200	(# 207) 1/8X9/16*	25	U38869.012.0056
(# 037) 1/16X2.1/2*	10	U38869.006.0250	(# 137) 3/32X2.1/16*	10	U38869.009.0206	(# 208) 1/8X5/8*	25	U38869.012.0062
(# 038) 1/16X2.5/8*	10	U38869.006.0262	(# 138) 3/32X2.1/8*	10	U38869.009.0212	(# 209) 1/8X11/16*	25	U38869.012.0068
(# 039) 1/16X2.3/4*	10	U38869.006.0275	(# 139) 3/32X2.3/16*	10	U38869.009.0218	(# 210) 1/8X3/4*	25	U38869.012.0075
(# 040) 1/16X2.7/8*	10	U38869.006.0287	(# 140) 3/32X2.1/4*	10	U38869.009.0225	(# 211) 1/8X13/16*	25	U38869.012.0081
(# 041) 1/16X3 Inch*	10	U38869.006.0300	(# 141) 3/32X2.5/16*	10	U38869.009.0231	(# 212) 1/8X7/8*	25	U38869.012.0087
(# 042) 1/16X3.1/4*	10	U38869.006.0325	(# 142) 3/32X2.3/8*	10	U38869.009.0237	(# 213) 1/8X15/16*	25	U38869.012.0093
(# 043) 1/16X3.1/2*	10	U38869.006.0350	(# 143) 3/32X2.7/16*	10	U38869.009.0243	(# 214) 1/8X1 Inch*	25	U38869.012.0100
(# 044) 1/16X3.3/4*	10	U38869.006.0375	(# 144) 3/32X2.1/2*	10	U38869.009.0250	(# 215) 1/8X1.1/16*	25	U38869.012.0106
(# 045) 1/16X4 Inch*	10	U38869.006.0400	(# 145) 3/32X2.9/16*	10	U38869.009.0256	(# 216) 1/8X1.1/8*	25	U38869.012.0112
(# 046) 1/16X4.1/4*	10	U38869.006.0425	(# 146) 3/32X2.5/8*	10	U38869.009.0262	(# 217) 1/8X1.3/16*	25	U38869.012.0118
(# 047) 1/16X4.1/2*	10	U38869.006.0450	(# 147) 3/32X2.11/16*	10	U38869.009.0268	(# 218) 1/8X1.1/4*	25	U38869.012.0125
(# 048) 1/16X4.3/4*	2	U38869.006.0475	(# 148) 3/32X2.3/4*	10	U38869.009.0275	(# 219) 1/8X1.5/16*	25	U38869.012.0131
(# 049) 1/16X5 Inch*	2	U38869.006.0500	(# 149) 3/32X2.13/16*	10	U38869.009.0281	(# 220) 1/8X1.3/8*	25	U38869.012.0137

7

Go to www.fabory.com for all your tools, safety and metalworking products

U38869 O-ring / O-ring / Joint torique

(Dash nr.) CS x ID	✉	Art.number	(Dash nr.) CS x ID	✉	Art.number	(Dash nr.) CS x ID	✉	Art.number
(# 221) 1/8X1.7/16*	25	U38869.012.0143	(# 313) 3/16X11/16*	50	U38869.018.0068	(# 381) 3/16X12 Inch*	5	U38869.018.1200
(# 222) 1/8X1.1/2*	25	U38869.012.0150	(# 314) 3/16X3/4*	50	U38869.018.0075	(# 382) 3/16X13 Inch*	5	U38869.018.1300
(# 223) 1/8X1.5/8*	25	U38869.012.0162	(# 315) 3/16X13/16*	50	U38869.018.0081	(# 383) 3/16X14 Inch*	5	U38869.018.1400
(# 224) 1/8X1.3/4*	25	U38869.012.0175	(# 316) 3/16X7/8*	50	U38869.018.0087	(# 384) 3/16X15 Inch*	5	U38869.018.1500
(# 225) 1/8X1.7/8*	25	U38869.012.0187	(# 317) 3/16X15/16*	50	U38869.018.0093	(# 385) 3/16X16 Inch*	5	U38869.018.1600
(# 226) 1/8X2 Inch*	25	U38869.012.0200	(# 318) 3/16X1 Inch*	50	U38869.018.0100	(# 386) 3/16X17 Inch*	5	U38869.018.1700
(# 227) 1/8X2.1/8*	25	U38869.012.0212	(# 319) 3/16X1.1/16*	50	U38869.018.0106	(# 387) 3/16X18 Inch*	5	U38869.018.1800
(# 228) 1/8X2.1/4*	25	U38869.012.0225	(# 320) 3/16X1.1/8*	50	U38869.018.0112	(# 388) 3/16X19 Inch*	2	U38869.018.1900
(# 229) 1/8X2.3/8*	25	U38869.012.0237	(# 321) 3/16X1.3/16*	50	U38869.018.0118	(# 389) 3/16X20 Inch*	2	U38869.018.2000
(# 230) 1/8X2.1/2*	25	U38869.012.0250	(# 322) 3/16X1.1/4*	50	U38869.018.0125	(# 390) 3/16X21 Inch*	1	U38869.018.2100
(# 231) 1/8X2.5/8*	25	U38869.012.0262	(# 323) 3/16X1.5/16*	50	U38869.018.0131	(# 391) 3/16X22 Inch*	1	U38869.018.2200
(# 232) 1/8X2.3/4*	25	U38869.012.0275	(# 324) 3/16X1.3/8*	50	U38869.018.0137	(# 392) 3/16X23 Inch*	1	U38869.018.2300
(# 233) 1/8X2.7/8*	25	U38869.012.0287	(# 325) 3/16X1.1/2*	50	U38869.018.0150	(# 393) 3/16X24 Inch*	1	U38869.018.2400
(# 234) 1/8X3 Inch*	25	U38869.012.0300	(# 326) 3/16X1.5/8*	50	U38869.018.0162	(# 394) 3/16X25 Inch*	1	U38869.018.2500
(# 235) 1/8X3.1/8*	25	U38869.012.0312	(# 327) 3/16X1.3/4*	50	U38869.018.0175	(# 395) 3/16X26 Inch*	1	U38869.018.2600
(# 236) 1/8X3.1/4*	25	U38869.012.0325	(# 328) 3/16X1.7/8*	50	U38869.018.0187	(# 425) 1/4X4.1/2*	5	U38869.025.0450
(# 237) 1/8X3.3/8*	25	U38869.012.0337	(# 329) 3/16X2 Inch*	50	U38869.018.0200	(# 426) 1/4X4.5/8*	5	U38869.025.0462
(# 238) 1/8X3.1/2*	25	U38869.012.0350	(# 330) 3/16X2.1/8*	50	U38869.018.0212	(# 427) 1/4X4.3/4*	5	U38869.025.0475
(# 239) 1/8X3.5/8*	25	U38869.012.0362	(# 331) 3/16X2.1/4*	50	U38869.018.0225	(# 428) 1/4X4.7/8*	5	U38869.025.0487
(# 240) 1/8X3.3/4*	25	U38869.012.0375	(# 332) 3/16X2.3/8*	50	U38869.018.0237	(# 429) 1/4X5 Inch*	5	U38869.025.0500
(# 241) 1/8X3.7/8*	25	U38869.012.0387	(# 333) 3/16X2.1/2*	50	U38869.018.0250	(# 430) 1/4X5.1/8*	5	U38869.025.0512
(# 242) 1/8X4 Inch*	25	U38869.012.0400	(# 334) 3/16X2.5/8*	50	U38869.018.0262	(# 431) 1/4X5.1/4*	5	U38869.025.0525
(# 243) 1/8X4.1/8*	25	U38869.012.0412	(# 335) 3/16X2.3/4*	50	U38869.018.0275	(# 432) 1/4X5.3/8*	5	U38869.025.0537
(# 244) 1/8X4.1/4*	25	U38869.012.0425	(# 336) 3/16X2.7/8*	50	U38869.018.0287	(# 433) 1/4X5.1/2*	5	U38869.025.0550
(# 245) 1/8X4.3/8*	25	U38869.012.0437	(# 337) 3/16X3 Inch*	50	U38869.018.0300	(# 434) 1/4X5.5/8*	5	U38869.025.0562
(# 246) 1/8X4.1/2*	25	U38869.012.0450	(# 338) 3/16X3.1/8*	50	U38869.018.0312	(# 435) 1/4X5.3/4*	5	U38869.025.0575
(# 247) 1/8X4.5/8*	25	U38869.012.0462	(# 339) 3/16X3.1/4*	50	U38869.018.0325	(# 436) 1/4X5.7/8*	5	U38869.025.0587
(# 248) 1/8X4.3/4*	25	U38869.012.0475	(# 340) 3/16X3.3/8*	25	U38869.018.0337	(# 437) 1/4X6 Inch*	5	U38869.025.0600
(# 249) 1/8X4.7/8*	10	U38869.012.0487	(# 341) 3/16X3.1/2*	25	U38869.018.0350	(# 438) 1/4X6.1/4*	2	U38869.025.0625
(# 250) 1/8X5 Inch*	10	U38869.012.0500	(# 342) 3/16X3.5/8*	25	U38869.018.0362	(# 439) 1/4X6.1/2*	2	U38869.025.0650
(# 251) 1/8X5.1/8*	10	U38869.012.0512	(# 343) 3/16X3.3/4*	25	U38869.018.0375	(# 440) 1/4X6.3/4*	2	U38869.025.0675
(# 252) 1/8X5.1/4*	10	U38869.012.0525	(# 344) 3/16X3.7/8*	25	U38869.018.0387	(# 441) 1/4X7 Inch*	2	U38869.025.0700
(# 253) 1/8X5.3/8*	10	U38869.012.0537	(# 345) 3/16X4 Inch*	25	U38869.018.0400	(# 442) 1/4X7.1/4*	2	U38869.025.0725
(# 254) 1/8X5.1/2*	10	U38869.012.0550	(# 346) 3/16X4.1/8*	25	U38869.018.0412	(# 443) 1/4X7.1/2*	2	U38869.025.0750
(# 255) 1/8X5.5/8*	10	U38869.012.0562	(# 347) 3/16X4.1/4*	5	U38869.018.0425	(# 444) 1/4X7.3/4*	2	U38869.025.0775
(# 256) 1/8X5.3/4*	10	U38869.012.0575	(# 348) 3/16X4.3/8*	5	U38869.018.0437	(# 445) 1/4X8 Inch*	2	U38869.025.0800
(# 257) 1/8X5.7/8*	10	U38869.012.0587	(# 349) 3/16X4.1/2*	5	U38869.018.0450	(# 446) 1/4X8.1/2*	2	U38869.025.0850
(# 258) 1/8X6 Inch*	10	U38869.012.0600	(# 350) 3/16X4.5/8*	5	U38869.018.0462	(# 447) 1/4X9 Inch*	2	U38869.025.0900
(# 259) 1/8X6.1/4*	10	U38869.012.0625	(# 351) 3/16X4.3/4*	5	U38869.018.0475	(# 448) 1/4X9.1/2*	2	U38869.025.0950
(# 260) 1/8X6.1/2*	10	U38869.012.0650	(# 352) 3/16X4.7/8*	5	U38869.018.0487	(# 449) 1/4X10 Inch*	2	U38869.025.1000
(# 261) 1/8X6.3/4*	10	U38869.012.0675	(# 353) 3/16X5 Inch*	5	U38869.018.0500	(# 450) 1/4X10.1/2*	2	U38869.025.1050
(# 262) 1/8X7 Inch*	10	U38869.012.0700	(# 354) 3/16X5.1/8*	5	U38869.018.0512	(# 451) 1/4X11 Inch*	2	U38869.025.1100
(# 263) 1/8X7.1/4*	10	U38869.012.0725	(# 355) 3/16X5.1/4*	5	U38869.018.0525	(# 452) 1/4X11.1/2*	2	U38869.025.1150
(# 264) 1/8X7.1/2*	10	U38869.012.0750	(# 356) 3/16X5.3/8*	5	U38869.018.0537	(# 453) 1/4X12 Inch*	2	U38869.025.1200
(# 265) 1/8X7.3/4*	5	U38869.012.0775	(# 357) 3/16X5.1/2*	5	U38869.018.0550	(# 454) 1/4X12.1/2*	2	U38869.025.1250
(# 266) 1/8X8 Inch*	5	U38869.012.0800	(# 358) 3/16X5.5/8*	5	U38869.018.0562	(# 455) 1/4X13 Inch*	2	U38869.025.1300
(# 267) 1/8X8.1/4*	5	U38869.012.0825	(# 359) 3/16X5.3/4*	5	U38869.018.0575	(# 456) 1/4X13.1/2*	2	U38869.025.1350
(# 268) 1/8X8.1/2*	5	U38869.012.0850	(# 360) 3/16X5.7/8*	5	U38869.018.0587	(# 457) 1/4X14 Inch*	2	U38869.025.1400
(# 269) 1/8X8.3/4*	5	U38869.012.0875	(# 361) 3/16X6 Inch*	5	U38869.018.0600	(# 458) 1/4X14.1/2*	2	U38869.025.1450
(# 270) 1/8X9 Inch*	5	U38869.012.0900	(# 362) 3/16X6.1/4*	5	U38869.018.0625	(# 459) 1/4X15 Inch*	2	U38869.025.1500
(# 271) 1/8X9.1/4*	5	U38869.012.0925	(# 363) 3/16X6.1/2*	5	U38869.018.0650	(# 460) 1/4X15.1/2*	2	U38869.025.1550
(# 272) 1/8X9.1/2*	5	U38869.012.0950	(# 364) 3/16X6.3/4*	5	U38869.018.0675	(# 461) 1/4X16 Inch*	2	U38869.025.1600
(# 273) 1/8X9.3/4*	5	U38869.012.0975	(# 365) 3/16X7 Inch*	5	U38869.018.0700	(# 462) 1/4X16.1/2*	2	U38869.025.1650
(# 274) 1/8X10 Inch*	5	U38869.012.1000	(# 366) 3/16X7.1/4*	5	U38869.018.0725	(# 463) 1/4X17 Inch*	2	U38869.025.1700
(# 275) 1/8X10.1/2*	5	U38869.012.1050	(# 367) 3/16X7.1/2*	5	U38869.018.0750	(# 464) 1/4X17.1/2*	2	U38869.025.1750
(# 276) 1/8X11 Inch*	5	U38869.012.1100	(# 368) 3/16X7.3/4*	5	U38869.018.0775	(# 465) 1/4X18 Inch*	2	U38869.025.1800
(# 277) 1/8X11.1/2*	5	U38869.012.1150	(# 369) 3/16X8 Inch*	5	U38869.018.0800	(# 466) 1/4X18.1/2*	2	U38869.025.1850
(# 278) 1/8X12 Inch*	5	U38869.012.1200	(# 370) 3/16X8.1/4*	5	U38869.018.0825	(# 467) 1/4X19 Inch*	2	U38869.025.1900
(# 279) 1/8X13 Inch*	5	U38869.012.1300	(# 371) 3/16X8.1/2*	5	U38869.018.0850	(# 468) 1/4X19.1/2*	2	U38869.025.1950
(# 280) 1/8X14 Inch*	5	U38869.012.1400	(# 372) 3/16X8.3/4*	5	U38869.018.0875	(# 469) 1/4X20 Inch*	1	U38869.025.2000
(# 281) 1/8X15 Inch*	5	U38869.012.1500	(# 373) 3/16X9 Inch*	5	U38869.018.0900	(# 470) 1/4X21 Inch*	1	U38869.025.2100
(# 282) 1/8X16 Inch*	5	U38869.012.1600	(# 374) 3/16X9.1/4*	5	U38869.018.0925	(# 471) 1/4X22 Inch*	1	U38869.025.2200
(# 283) 1/8X17 Inch*	5	U38869.012.1700	(# 375) 3/16X9.1/2*	5	U38869.018.0950	(# 472) 1/4X23 Inch*	1	U38869.025.2300
(# 284) 1/8X18 Inch*	5	U38869.012.1800	(# 376) 3/16X9.3/4*	5	U38869.018.0975	(# 473) 1/4X24 Inch*	1	U38869.025.2400
(# 309) 3/16X7/16*	50	U38869.018.0043	(# 377) 3/16X10 Inch*	5	U38869.018.1000	(# 474) 1/4X25 Inch*	1	U38869.025.2500
(# 310) 3/16X1/2*	50	U38869.018.0050	(# 378) 3/16X10.1/2*	5	U38869.018.1050	(# 475) 1/4X26 Inch*	1	U38869.025.2600
(# 311) 3/16X9/16*	50	U38869.018.0056	(# 379) 3/16X11 Inch*	5	U38869.018.1100			
(# 312) 3/16X5/8*	50	U38869.018.0062	(# 380) 3/16X11.1/2*	5	U38869.018.1150			

U38805 O-ring / O-ring / Joint torique — X09A

Material NBR 90° Shore A
Color Black



(Dash nr.) CS x ID	✉	Art.number	(Dash nr.) CS x ID	✉	Art.number	(Dash nr.) CS x ID	✉	Art.number
(# 001) 1/32X1/32*	100	U38805.003.0003	(# 004) 1/16X5/64*	100	U38805.006.0007	(# 007) 1/16X5/32*	100	U38805.006.0015
(# 002) 3/64X3/64*	100	U38805.004.0004	(# 005) 1/16X3/32*	100	U38805.006.0009	(# 008) 1/16X3/16*	100	U38805.006.0018
(# 003) 1/16X1/16*	100	U38805.006.0006	(# 006) 1/16X1/8*	100	U38805.006.0012	(# 009) 1/16X7/32*	100	U38805.006.0021

(Dash nr.) CS x ID	✉	Art.number	(Dash nr.) CS x ID	✉	Art.number	(Dash nr.) CS x ID	✉	Art.number
(# 010) 1/16X1/4*	100	U38805.006.0025	(# 143) 3/32X2.7/16*	10	U38805.009.0243	(# 247) 1/8X4.5/8*	5	U38805.012.0462
(# 011) 1/16X5/16*	100	U38805.006.0031	(# 144) 3/32X2.1/2*	10	U38805.009.0250	(# 248) 1/8X4.3/4*	5	U38805.012.0475
(# 012) 1/16X3/8*	100	U38805.006.0037	(# 145) 3/32X2.9/16*	10	U38805.009.0256	(# 249) 1/8X4.7/8*	5	U38805.012.0487
(# 013) 1/16X7/16*	100	U38805.006.0043	(# 146) 3/32X2.5/8*	10	U38805.009.0262	(# 250) 1/8X5 Inch*	5	U38805.012.0500
(# 014) 1/16X1/2*	100	U38805.006.0050	(# 147) 3/32X2.11/16*	10	U38805.009.0268	(# 251) 1/8X5.1/8*	5	U38805.012.0512
(# 015) 1/16X9/16*	100	U38805.006.0056	(# 148) 3/32X2.3/4*	10	U38805.009.0275	(# 252) 1/8X5.1/4*	5	U38805.012.0525
(# 016) 1/16X5/8*	100	U38805.006.0062	(# 149) 3/32X2.13/16*	10	U38805.009.0281	(# 253) 1/8X5.3/8*	2	U38805.012.0537
(# 017) 1/16X11/16*	50	U38805.006.0068	(# 150) 3/32X2.7/8*	10	U38805.009.0287	(# 254) 1/8X5.1/2*	2	U38805.012.0550
(# 018) 1/16X3/4*	50	U38805.006.0075	(# 151) 3/32X3 Inch*	10	U38805.009.0300	(# 255) 1/8X5.5/8*	2	U38805.012.0562
(# 019) 1/16X13/16*	50	U38805.006.0081	(# 152) 3/32X3.1/4*	2	U38805.009.0325	(# 256) 1/8X5.3/4*	2	U38805.012.0575
(# 020) 1/16X7/8*	50	U38805.006.0087	(# 153) 3/32X3.1/2*	2	U38805.009.0350	(# 257) 1/8X5.7/8*	2	U38805.012.0587
(# 021) 1/16X15/16*	50	U38805.006.0093	(# 154) 3/32X3.3/4*	2	U38805.009.0375	(# 258) 1/8X6 Inch*	2	U38805.012.0600
(# 022) 1/16X1 Inch*	50	U38805.006.0100	(# 155) 3/32X4 Inch*	2	U38805.009.0400	(# 259) 1/8X6.1/4*	2	U38805.012.0625
(# 023) 1/16X1.1/16*	50	U38805.006.0106	(# 156) 3/32X4.1/4*	2	U38805.009.0425	(# 260) 1/8X6.1/2*	2	U38805.012.0650
(# 024) 1/16X1.1/8*	50	U38805.006.0112	(# 157) 3/32X4.1/2*	2	U38805.009.0450	(# 261) 1/8X6.3/4*	2	U38805.012.0675
(# 025) 1/16X1.3/16*	50	U38805.006.0118	(# 158) 3/32X4.3/4*	2	U38805.009.0475	(# 262) 1/8X7 Inch*	2	U38805.012.0700
(# 026) 1/16X1.1/4*	50	U38805.006.0125	(# 159) 3/32X5 Inch*	2	U38805.009.0500	(# 263) 1/8X7.1/4*	2	U38805.012.0725
(# 027) 1/16X1.5/16*	50	U38805.006.0131	(# 160) 3/32X5.1/4*	2	U38805.009.0525	(# 264) 1/8X7.1/2*	2	U38805.012.0750
(# 028) 1/16X1.3/8*	50	U38805.006.0137	(# 161) 3/32X5.1/2*	2	U38805.009.0550	(# 265) 1/8X7.3/4*	2	U38805.012.0775
(# 029) 1/16X1.1/2*	25	U38805.006.0150	(# 162) 3/32X5.3/4*	2	U38805.009.0575	(# 266) 1/8X8 Inch*	2	U38805.012.0800
(# 030) 1/16X1.5/8*	25	U38805.006.0162	(# 163) 3/32X6 Inch*	2	U38805.009.0600	(# 267) 1/8X8.1/4*	2	U38805.012.0825
(# 031) 1/16X1.3/4*	25	U38805.006.0175	(# 164) 3/32X6.1/4*	2	U38805.009.0625	(# 268) 1/8X8.1/2*	2	U38805.012.0850
(# 032) 1/16X1.7/8*	25	U38805.006.0187	(# 165) 3/32X6.1/2*	2	U38805.009.0650	(# 269) 1/8X8.3/4*	2	U38805.012.0875
(# 033) 1/16X2 Inch*	25	U38805.006.0200	(# 166) 3/32X6.3/4*	2	U38805.009.0675	(# 270) 1/8X9 Inch*	2	U38805.012.0900
(# 034) 1/16X2.1/8*	25	U38805.006.0212	(# 167) 3/32X7 Inch*	2	U38805.009.0700	(# 271) 1/8X9.1/4*	2	U38805.012.0925
(# 035) 1/16X2.1/4*	10	U38805.006.0225	(# 168) 3/32X7.1/4*	2	U38805.009.0725	(# 272) 1/8X9.1/2*	2	U38805.012.0950
(# 036) 1/16X2.3/8*	10	U38805.006.0237	(# 169) 3/32X7.1/2*	2	U38805.009.0750	(# 273) 1/8X9.3/4*	2	U38805.012.0975
(# 037) 1/16X2.1/2*	10	U38805.006.0250	(# 170) 3/32X7.3/4*	2	U38805.009.0775	(# 274) 1/8X10 Inch*	2	U38805.012.1000
(# 038) 1/16X2.5/8*	10	U38805.006.0262	(# 171) 3/32X8 Inch*	2	U38805.009.0800	(# 275) 1/8X10.1/2*	2	U38805.012.1050
(# 039) 1/16X2.3/4*	10	U38805.006.0275	(# 172) 3/32X8.1/4*	2	U38805.009.0825	(# 276) 1/8X11 Inch*	2	U38805.012.1100
(# 040) 1/16X2.7/8*	10	U38805.006.0287	(# 173) 3/32X8.1/2*	2	U38805.009.0850	(# 277) 1/8X11.1/2*	2	U38805.012.1150
(# 041) 1/16X3 Inch*	10	U38805.006.0300	(# 174) 3/32X8.3/4*	2	U38805.009.0875	(# 278) 1/8X12 Inch*	2	U38805.012.1200
(# 042) 1/16X3.1/4*	10	U38805.006.0325	(# 175) 3/32X9 Inch*	2	U38805.009.0900	(# 279) 1/8X13 Inch*	2	U38805.012.1300
(# 043) 1/16X3.1/2*	10	U38805.006.0350	(# 176) 3/32X9.1/4*	2	U38805.009.0925	(# 280) 1/8X14 Inch*	2	U38805.012.1400
(# 044) 1/16X3.3/4*	10	U38805.006.0375	(# 177) 3/32X9.1/2*	2	U38805.009.0950	(# 281) 1/8X15 Inch*	2	U38805.012.1500
(# 045) 1/16X4 Inch*	10	U38805.006.0400	(# 178) 3/32X9.3/4*	2	U38805.009.0975	(# 282) 1/8X16 Inch*	2	U38805.012.1600
(# 046) 1/16X4.1/4*	10	U38805.006.0425	(# 201) 1/8X3/16*	25	U38805.012.0018	(# 283) 1/8X17 Inch*	1	U38805.012.1700
(# 047) 1/16X4.1/2*	10	U38805.006.0450	(# 202) 1/8X1/4*	25	U38805.012.0025	(# 284) 1/8X18 Inch*	1	U38805.012.1800
(# 048) 1/16X4.3/4*	2	U38805.006.0475	(# 203) 1/8X5/16*	25	U38805.012.0031	(# 309) 3/16X7/16*	10	U38805.018.0043
(# 049) 1/16X5 Inch*	2	U38805.006.0500	(# 204) 1/8X3/8*	25	U38805.012.0037	(# 310) 3/16X1/2*	10	U38805.018.0050
(# 050) 1/16X5.1/4*	2	U38805.006.0525	(# 205) 1/8X7/16*	25	U38805.012.0043	(# 311) 3/16X9/16*	10	U38805.018.0056
(# 102) 3/32X1/16*	50	U38805.009.0006	(# 206) 1/8X1/2*	25	U38805.012.0050	(# 312) 3/16X5/8*	10	U38805.018.0062
(# 103) 3/32X3/32*	50	U38805.009.0009	(# 207) 1/8X9/16*	25	U38805.012.0056	(# 313) 3/16X11/16*	10	U38805.018.0068
(# 104) 3/32X1/8*	50	U38805.009.0012	(# 208) 1/8X5/8*	25	U38805.012.0062	(# 314) 3/16X3/4*	10	U38805.018.0075
(# 105) 3/32X5/32*	50	U38805.009.0015	(# 209) 1/8X11/16*	25	U38805.012.0068	(# 315) 3/16X13/16*	10	U38805.018.0081
(# 106) 3/32X3/16*	50	U38805.009.0018	(# 210) 1/8X3/4*	25	U38805.012.0075	(# 316) 3/16X7/8*	10	U38805.018.0087
(# 107) 3/32X7/32*	50	U38805.009.0021	(# 211) 1/8X13/16*	25	U38805.012.0081	(# 317) 3/16X15/16*	10	U38805.018.0093
(# 108) 3/32X1/4*	50	U38805.009.0025	(# 212) 1/8X7/8*	25	U38805.012.0087	(# 318) 3/16X1 Inch*	10	U38805.018.0100
(# 109) 3/32X5/16*	50	U38805.009.0031	(# 213) 1/8X15/16*	25	U38805.012.0093	(# 319) 3/16X1.1/16*	10	U38805.018.0106
(# 110) 3/32X3/8*	50	U38805.009.0037	(# 214) 1/8X1 Inch*	25	U38805.012.0100	(# 320) 3/16X1.1/8*	10	U38805.018.0112
(# 111) 3/32X7/16*	50	U38805.009.0043	(# 215) 1/8X1.1/16*	25	U38805.012.0106	(# 321) 3/16X1.3/16*	10	U38805.018.0118
(# 112) 3/32X1/2*	50	U38805.009.0050	(# 216) 1/8X1.1/8*	25	U38805.012.0112	(# 322) 3/16X1.1/4*	10	U38805.018.0125
(# 113) 3/32X9/16*	50	U38805.009.0056	(# 217) 1/8X1.3/16*	25	U38805.012.0118	(# 323) 3/16X1.5/16*	10	U38805.018.0131
(# 114) 3/32X5/8*	50	U38805.009.0062	(# 218) 1/8X1.1/4*	25	U38805.012.0125	(# 324) 3/16X1.3/8*	10	U38805.018.0137
(# 115) 3/32X11/16*	50	U38805.009.0068	(# 219) 1/8X1.5/16*	25	U38805.012.0131	(# 325) 3/16X1.1/2*	10	U38805.018.0150
(# 116) 3/32X3/4*	50	U38805.009.0075	(# 220) 1/8X1.3/8*	25	U38805.012.0137	(# 326) 3/16X1.5/8*	10	U38805.018.0162
(# 117) 3/32X13/16*	50	U38805.009.0081	(# 221) 1/8X1.7/16*	25	U38805.012.0143	(# 327) 3/16X1.3/4*	10	U38805.018.0175
(# 118) 3/32X7/8*	50	U38805.009.0087	(# 222) 1/8X1.1/2*	25	U38805.012.0150	(# 328) 3/16X1.7/8*	10	U38805.018.0187
(# 119) 3/32X15/16*	50	U38805.009.0093	(# 223) 1/8X1.5/8*	25	U38805.012.0162	(# 329) 3/16X2 Inch*	10	U38805.018.0200
(# 120) 3/32X1 Inch*	50	U38805.009.0100	(# 224) 1/8X1.3/4*	25	U38805.012.0175	(# 330) 3/16X2.1/8*	10	U38805.018.0212
(# 121) 3/32X1.1/16*	50	U38805.009.0106	(# 225) 1/8X1.7/8*	10	U38805.012.0187	(# 331) 3/16X2.1/4*	10	U38805.018.0225
(# 122) 3/32X1.1/8*	50	U38805.009.0112	(# 226) 1/8X2 Inch*	10	U38805.012.0200	(# 332) 3/16X2.3/8*	10	U38805.018.0237
(# 123) 3/32X1.3/16*	25	U38805.009.0118	(# 227) 1/8X2.1/8*	10	U38805.012.0212	(# 333) 3/16X2.1/2*	5	U38805.018.0250
(# 124) 3/32X1.1/4*	25	U38805.009.0125	(# 228) 1/8X2.1/4*	10	U38805.012.0225	(# 334) 3/16X2.5/8*	5	U38805.018.0262
(# 125) 3/32X1.5/16*	25	U38805.009.0131	(# 229) 1/8X2.3/8*	10	U38805.012.0237	(# 335) 3/16X2.3/4*	5	U38805.018.0275
(# 126) 3/32X1.3/8*	25	U38805.009.0137	(# 230) 1/8X2.1/2*	10	U38805.012.0250	(# 336) 3/16X2.7/8*	5	U38805.018.0287
(# 127) 3/32X1.7/16*	25	U38805.009.0143	(# 231) 1/8X2.5/8*	10	U38805.012.0262	(# 337) 3/16X3 Inch*	5	U38805.018.0300
(# 128) 3/32X1.1/2*	25	U38805.009.0150	(# 232) 1/8X2.3/4*	10	U38805.012.0275	(# 338) 3/16X3.1/8*	5	U38805.018.0312
(# 129) 3/32X1.9/16*	25	U38805.009.0156	(# 233) 1/8X2.7/8*	10	U38805.012.0287	(# 339) 3/16X3.1/4*	5	U38805.018.0325
(# 130) 3/32X1.5/8*	25	U38805.009.0162	(# 234) 1/8X3 Inch*	10	U38805.012.0300	(# 340) 3/16X3.3/8*	5	U38805.018.0337
(# 131) 3/32X1.11/16*	10	U38805.009.0168	(# 235) 1/8X3.1/8*	10	U38805.012.0312	(# 341) 3/16X3.1/2*	5	U38805.018.0350
(# 132) 3/32X1.3/4*	10	U38805.009.0175	(# 236) 1/8X3.1/4*	10	U38805.012.0325	(# 342) 3/16X3.5/8*	2	U38805.018.0362
(# 133) 3/32X1.13/16*	10	U38805.009.0181	(# 237) 1/8X3.3/8*	10	U38805.012.0337	(# 343) 3/16X3.3/4*	2	U38805.018.0375
(# 134) 3/32X1.7/8*	10	U38805.009.0187	(# 238) 1/8X3.1/2*	5	U38805.012.0350	(# 344) 3/16X3.7/8*	2	U38805.018.0387
(# 135) 3/32X1.15/16*	10	U38805.009.0193	(# 239) 1/8X3.5/8*	5	U38805.012.0362	(# 345) 3/16X4 Inch*	2	U38805.018.0400
(# 136) 3/32X2 Inch*	10	U38805.009.0200	(# 240) 1/8X3.3/4*	5	U38805.012.0375	(# 346) 3/16X4.1/8*	2	U38805.018.0412
(# 137) 3/32X2.1/16*	10	U38805.009.0206	(# 241) 1/8X3.7/8*	5	U38805.012.0387	(# 347) 3/16X4.1/4*	2	U38805.018.0425
(# 138) 3/32X2.1/8*	10	U38805.009.0212	(# 242) 1/8X4 Inch*	5	U38805.012.0400	(# 348) 3/16X4.3/8*	2	U38805.018.0437
(# 139) 3/32X2.3/16*	10	U38805.009.0218	(# 243) 1/8X4.1/8*	5	U38805.012.0412	(# 349) 3/16X4.1/2*	2	U38805.018.0450
(# 140) 3/32X2.1/4*	10	U38805.009.0225	(# 244) 1/8X4.1/4*	5	U38805.012.0425	(# 350) 3/16X4.5/8*	2	U38805.018.0462
(# 141) 3/32X2.5/16*	10	U38805.009.0231	(# 245) 1/8X4.3/8*	5	U38805.012.0437	(# 351) 3/16X4.3/4*	2	U38805.018.0475
(# 142) 3/32X2.3/8*	10	U38805.009.0237	(# 246) 1/8X4.1/2*	5	U38805.012.0450	(# 352) 3/16X4.7/8*	2	U38805.018.0487

U38805 O-ring / O-ring / Joint torique

(Dash nr.) CS x ID	✉	Art.number	(Dash nr.) CS x ID	✉	Art.number	(Dash nr.) CS x ID	✉	Art.number
(# 353) 3/16X5 Inch*	2	U38805.018.0500	(# 385) 3/16X16 Inch*	1	U38805.018.1600	(# 446) 1/4X8.1/2*	2	U38805.025.0850
(# 354) 3/16X5.1/8*	2	U38805.018.0512	(# 386) 3/16X17 Inch*	1	U38805.018.1700	(# 447) 1/4X9 Inch*	2	U38805.025.0900
(# 355) 3/16X5.1/4*	2	U38805.018.0525	(# 387) 3/16X18 Inch*	1	U38805.018.1800	(# 448) 1/4X9.1/2*	1	U38805.025.0950
(# 356) 3/16X5.3/8*	2	U38805.018.0537	(# 388) 3/16X19 Inch*	1	U38805.018.1900	(# 449) 1/4X10 Inch*	1	U38805.025.1000
(# 357) 3/16X5.1/2*	2	U38805.018.0550	(# 389) 3/16X20 Inch*	1	U38805.018.2000	(# 450) 1/4X10.1/2*	1	U38805.025.1050
(# 358) 3/16X5.5/8*	2	U38805.018.0562	(# 390) 3/16X21 Inch*	1	U38805.018.2100	(# 451) 1/4X11 Inch*	1	U38805.025.1100
(# 359) 3/16X5.3/4*	2	U38805.018.0575	(# 391) 3/16X22 Inch*	1	U38805.018.2200	(# 452) 1/4X11.1/2*	1	U38805.025.1150
(# 360) 3/16X5.7/8*	2	U38805.018.0587	(# 392) 3/16X23 Inch*	1	U38805.018.2300	(# 453) 1/4X12 Inch*	1	U38805.025.1200
(# 361) 3/16X6 Inch*	2	U38805.018.0600	(# 393) 3/16X24 Inch*	1	U38805.018.2400	(# 454) 1/4X12.1/2*	1	U38805.025.1250
(# 362) 3/16X6.1/4*	2	U38805.018.0625	(# 394) 3/16X25 Inch*	1	U38805.018.2500	(# 455) 1/4X13 Inch*	1	U38805.025.1300
(# 363) 3/16X6.1/2*	2	U38805.018.0650	(# 395) 3/16X26 Inch*	1	U38805.018.2600	(# 456) 1/4X13.1/2*	1	U38805.025.1350
(# 364) 3/16X6.3/4*	2	U38805.018.0675	(# 425) 1/4X4.1/2*	2	U38805.025.0450	(# 457) 1/4X14 Inch*	1	U38805.025.1400
(# 365) 3/16X7 Inch*	2	U38805.018.0700	(# 426) 1/4X4.5/8*	2	U38805.025.0462	(# 458) 1/4X14.1/2*	1	U38805.025.1450
(# 366) 3/16X7.1/4*	2	U38805.018.0725	(# 427) 1/4X4.3/4*	2	U38805.025.0475	(# 459) 1/4X15 Inch*	1	U38805.025.1500
(# 367) 3/16X7.1/2*	2	U38805.018.0750	(# 428) 1/4X4.7/8*	2	U38805.025.0487	(# 460) 1/4X15.1/2*	1	U38805.025.1550
(# 368) 3/16X7.3/4*	2	U38805.018.0775	(# 429) 1/4X5 Inch*	2	U38805.025.0500	(# 461) 1/4X16 Inch*	1	U38805.025.1600
(# 369) 3/16X8 Inch*	2	U38805.018.0800	(# 430) 1/4X5.1/8*	2	U38805.025.0512	(# 462) 1/4X16.1/2*	1	U38805.025.1650
(# 370) 3/16X8.1/4*	2	U38805.018.0825	(# 431) 1/4X5.1/4*	2	U38805.025.0525	(# 463) 1/4X17 Inch*	1	U38805.025.1700
(# 371) 3/16X8.1/2*	2	U38805.018.0850	(# 432) 1/4X5.3/8*	2	U38805.025.0537	(# 464) 1/4X17.1/2*	1	U38805.025.1750
(# 372) 3/16X8.3/4*	2	U38805.018.0875	(# 433) 1/4X5.1/2*	2	U38805.025.0550	(# 465) 1/4X18 Inch*	1	U38805.025.1800
(# 373) 3/16X9 Inch*	2	U38805.018.0900	(# 434) 1/4X5.5/8*	2	U38805.025.0562	(# 466) 1/4X18.1/2*	1	U38805.025.1850
(# 374) 3/16X9.1/4*	1	U38805.018.0925	(# 435) 1/4X5.3/4*	2	U38805.025.0575	(# 467) 1/4X19 Inch*	1	U38805.025.1900
(# 375) 3/16X9.1/2*	1	U38805.018.0950	(# 436) 1/4X5.7/8*	2	U38805.025.0587	(# 468) 1/4X19.1/2*	1	U38805.025.1950
(# 376) 3/16X9.3/4*	1	U38805.018.0975	(# 437) 1/4X6 Inch*	2	U38805.025.0600	(# 469) 1/4X20 Inch*	1	U38805.025.2000
(# 377) 3/16X10 Inch*	1	U38805.018.1000	(# 438) 1/4X6.1/4*	2	U38805.025.0625	(# 470) 1/4X21 Inch*	1	U38805.025.2100
(# 378) 3/16X10.1/2*	1	U38805.018.1050	(# 439) 1/4X6.1/2*	2	U38805.025.0650	(# 471) 1/4X22 Inch*	1	U38805.025.2200
(# 379) 3/16X11 Inch*	1	U38805.018.1100	(# 440) 1/4X6.3/4*	2	U38805.025.0675	(# 472) 1/4X23 Inch*	1	U38805.025.2300
(# 380) 3/16X11.1/2*	1	U38805.018.1150	(# 441) 1/4X7 Inch*	2	U38805.025.0700	(# 473) 1/4X24 Inch*	1	U38805.025.2400
(# 381) 3/16X12 Inch*	1	U38805.018.1200	(# 442) 1/4X7.1/4*	2	U38805.025.0725	(# 474) 1/4X25 Inch*	1	U38805.025.2500
(# 382) 3/16X13 Inch*	1	U38805.018.1300	(# 443) 1/4X7.1/2*	2	U38805.025.0750	(# 475) 1/4X26 Inch*	1	U38805.025.2600
(# 383) 3/16X14 Inch*	1	U38805.018.1400	(# 444) 1/4X7.3/4*	2	U38805.025.0775			
(# 384) 3/16X15 Inch*	1	U38805.018.1500	(# 445) 1/4X8 Inch*	2	U38805.025.0800			

U38871 O-ring / O-ring / Joint torique X09A

Material Viton FKM 75° Shore A
Color Black



(Dash nr.) CS x ID	✉	Art.number	(Dash nr.) CS x ID	✉	Art.number	(Dash nr.) CS x ID	✉	Art.number
(# 001) 1/32X1/32*	100	U38871.003.0003	(# 040) 1/16X2.7/8*	10	U38871.006.0287	(# 130) 3/32X1.5/8*	25	U38871.009.0162
(# 002) 3/64X3/64*	100	U38871.004.0004	(# 041) 1/16X3 Inch*	10	U38871.006.0300	(# 131) 3/32X1.11/16*	10	U38871.009.0168
(# 003) 1/16X1/16*	100	U38871.006.0006	(# 042) 1/16X3.1/4*	10	U38871.006.0325	(# 132) 3/32X1.3/4*	10	U38871.009.0175
(# 004) 1/16X5/64*	100	U38871.006.0007	(# 043) 1/16X3.1/2*	10	U38871.006.0350	(# 133) 3/32X1.13/16*	10	U38871.009.0181
(# 005) 1/16X3/32*	100	U38871.006.0009	(# 044) 1/16X3.3/4*	10	U38871.006.0375	(# 134) 3/32X1.7/8*	10	U38871.009.0187
(# 006) 1/16X1/8*	100	U38871.006.0012	(# 045) 1/16X4 Inch*	10	U38871.006.0400	(# 135) 3/32X1.15/16*	10	U38871.009.0193
(# 007) 1/16X5/32*	100	U38871.006.0015	(# 046) 1/16X4.1/4*	10	U38871.006.0425	(# 136) 3/32X2 Inch*	10	U38871.009.0200
(# 008) 1/16X3/16*	100	U38871.006.0018	(# 047) 1/16X4.1/2*	10	U38871.006.0450	(# 137) 3/32X2.1/16*	10	U38871.009.0206
(# 009) 1/16X7/32*	100	U38871.006.0021	(# 048) 1/16X4.3/4*	2	U38871.006.0475	(# 138) 3/32X2.1/8*	10	U38871.009.0212
(# 010) 1/16X1/4*	100	U38871.006.0025	(# 049) 1/16X5 Inch*	2	U38871.006.0500	(# 139) 3/32X2.3/16*	10	U38871.009.0218
(# 011) 1/16X5/16*	100	U38871.006.0031	(# 050) 1/16X5.1/4*	2	U38871.006.0525	(# 140) 3/32X2.1/4*	10	U38871.009.0225
(# 012) 1/16X3/8*	100	U38871.006.0037	(# 102) 3/32X1/16*	50	U38871.009.0006	(# 141) 3/32X2.5/16*	10	U38871.009.0231
(# 013) 1/16X7/16*	100	U38871.006.0043	(# 103) 3/32X3/32*	50	U38871.009.0009	(# 142) 3/32X2.3/8*	10	U38871.009.0237
(# 014) 1/16X1/2*	100	U38871.006.0050	(# 104) 3/32X1/8*	50	U38871.009.0012	(# 143) 3/32X2.7/16*	10	U38871.009.0243
(# 015) 1/16X9/16*	100	U38871.006.0056	(# 105) 3/32X5/32*	50	U38871.009.0015	(# 144) 3/32X2.1/2*	10	U38871.009.0250
(# 016) 1/16X5/8*	100	U38871.006.0062	(# 106) 3/32X3/16*	50	U38871.009.0018	(# 145) 3/32X2.9/16*	10	U38871.009.0256
(# 017) 1/16X11/16*	50	U38871.006.0068	(# 107) 3/32X7/32*	50	U38871.009.0021	(# 146) 3/32X2.5/8*	10	U38871.009.0262
(# 018) 1/16X3/4*	50	U38871.006.0075	(# 108) 3/32X1/4*	50	U38871.009.0025	(# 147) 3/32X2.11/16*	10	U38871.009.0268
(# 019) 1/16X13/16*	50	U38871.006.0081	(# 109) 3/32X5/16*	50	U38871.009.0031	(# 148) 3/32X2.3/4*	10	U38871.009.0275
(# 020) 1/16X7/8*	50	U38871.006.0087	(# 110) 3/32X3/8*	50	U38871.009.0037	(# 149) 3/32X2.13/16*	10	U38871.009.0281
(# 021) 1/16X15/16*	50	U38871.006.0093	(# 111) 3/32X7/16*	50	U38871.009.0043	(# 150) 3/32X2.7/8*	10	U38871.009.0287
(# 022) 1/16X1 Inch*	50	U38871.006.0100	(# 112) 3/32X1/2*	50	U38871.009.0050	(# 151) 3/32X3 Inch*	10	U38871.009.0300
(# 023) 1/16X1.1/16*	50	U38871.006.0106	(# 113) 3/32X9/16*	50	U38871.009.0056	(# 152) 3/32X3.1/4*	2	U38871.009.0325
(# 024) 1/16X1.1/8*	50	U38871.006.0112	(# 114) 3/32X5/8*	50	U38871.009.0062	(# 153) 3/32X3.1/2*	2	U38871.009.0350
(# 025) 1/16X1.3/16*	50	U38871.006.0118	(# 115) 3/32X11/16*	50	U38871.009.0068	(# 154) 3/32X3.3/4*	2	U38871.009.0375
(# 026) 1/16X1.1/4*	50	U38871.006.0125	(# 116) 3/32X3/4*	50	U38871.009.0075	(# 155) 3/32X4 Inch*	2	U38871.009.0400
(# 027) 1/16X1.5/16*	50	U38871.006.0131	(# 117) 3/32X13/16*	50	U38871.009.0081	(# 156) 3/32X4.1/4*	2	U38871.009.0425
(# 028) 1/16X1.3/8*	50	U38871.006.0137	(# 118) 3/32X7/8*	50	U38871.009.0087	(# 157) 3/32X4.1/2*	2	U38871.009.0450
(# 029) 1/16X1.1/2*	25	U38871.006.0150	(# 119) 3/32X15/16*	50	U38871.009.0093	(# 158) 3/32X4.3/4*	2	U38871.009.0475
(# 030) 1/16X1.5/8*	25	U38871.006.0162	(# 120) 3/32X1 Inch*	50	U38871.009.0100	(# 159) 3/32X5 Inch*	2	U38871.009.0500
(# 031) 1/16X1.3/4*	25	U38871.006.0175	(# 121) 3/32X1.1/16*	50	U38871.009.0106	(# 160) 3/32X5.1/4*	2	U38871.009.0525
(# 032) 1/16X1.7/8*	25	U38871.006.0187	(# 122) 3/32X1.1/8*	50	U38871.009.0112	(# 161) 3/32X5.1/2*	2	U38871.009.0550
(# 033) 1/16X2 Inch*	25	U38871.006.0200	(# 123) 3/32X1.3/16*	25	U38871.009.0118	(# 162) 3/32X5.3/4*	2	U38871.009.0575
(# 034) 1/16X2.1/8*	25	U38871.006.0212	(# 124) 3/32X1.1/4*	25	U38871.009.0125	(# 163) 3/32X6 Inch*	2	U38871.009.0600
(# 035) 1/16X2.1/4*	10	U38871.006.0225	(# 125) 3/32X1.5/16*	25	U38871.009.0131	(# 164) 3/32X6.1/4*	2	U38871.009.0625
(# 036) 1/16X2.3/8*	10	U38871.006.0237	(# 126) 3/32X1.3/8*	25	U38871.009.0137	(# 165) 3/32X6.1/2*	2	U38871.009.0650
(# 037) 1/16X2.1/2*	10	U38871.006.0250	(# 127) 3/32X1.7/16*	25	U38871.009.0143	(# 166) 3/32X6.3/4*	2	U38871.009.0675
(# 038) 1/16X2.5/8*	10	U38871.006.0262	(# 128) 3/32X1.1/2*	25	U38871.009.0150	(# 167) 3/32X7 Inch*	2	U38871.009.0700
(# 039) 1/16X2.3/4*	10	U38871.006.0275	(# 129) 3/32X1.9/16*	25	U38871.009.0156	(# 168) 3/32X7.1/4*	2	U38871.009.0725

FABORY

U38871 O-ring / O-ring / Joint torique ←

(Dash nr.) CS x ID	✉	Art.number	(Dash nr.) CS x ID	✉	Art.number	(Dash nr.) CS x ID	✉	Art.number
(# 169) 3/32X7.1/2*	2	U38871.009.0750	(# 269) 1/8X8.3/4*	2	U38871.012.0875	(# 371) 3/16X8.1/2*	2	U38871.018.0850
(# 170) 3/32X7.3/4*	2	U38871.009.0775	(# 270) 1/8X9 Inch*	2	U38871.012.0900	(# 372) 3/16X8.3/4*	2	U38871.018.0875
(# 171) 3/32X8 Inch*	2	U38871.009.0800	(# 271) 1/8X9.1/4*	2	U38871.012.0925	(# 373) 3/16X9 Inch*	2	U38871.018.0900
(# 172) 3/32X8.1/4*	2	U38871.009.0825	(# 272) 1/8X9.1/2*	2	U38871.012.0950	(# 374) 3/16X9.1/4*	1	U38871.018.0925
(# 173) 3/32X8.1/2*	2	U38871.009.0850	(# 273) 1/8X9.3/4*	2	U38871.012.0975	(# 375) 3/16X9.1/2*	1	U38871.018.0950
(# 174) 3/32X8.3/4*	2	U38871.009.0875	(# 274) 1/8X10 Inch*	2	U38871.012.1000	(# 376) 3/16X9.3/4*	1	U38871.018.0975
(# 175) 3/32X9 Inch*	2	U38871.009.0900	(# 275) 1/8X10.1/2*	2	U38871.012.1050	(# 377) 3/16X10 Inch*	1	U38871.018.1000
(# 176) 3/32X9.1/4*	2	U38871.009.0925	(# 276) 1/8X11 Inch*	2	U38871.012.1100	(# 378) 3/16X10.1/2*	1	U38871.018.1050
(# 177) 3/32X9.1/2*	2	U38871.009.0950	(# 277) 1/8X11.1/2*	2	U38871.012.1150	(# 379) 3/16X11 Inch*	1	U38871.018.1100
(# 178) 3/32X9.3/4*	2	U38871.009.0975	(# 278) 1/8X12 Inch*	2	U38871.012.1200	(# 380) 3/16X11.1/2*	1	U38871.018.1150
(# 201) 1/8X3/16*	25	U38871.012.0018	(# 279) 1/8X13 Inch*	2	U38871.012.1300	(# 381) 3/16X12 Inch*	1	U38871.018.1200
(# 202) 1/8X1/4*	25	U38871.012.0025	(# 280) 1/8X14 Inch*	2	U38871.012.1400	(# 382) 3/16X13 Inch*	1	U38871.018.1300
(# 203) 1/8X5/16*	25	U38871.012.0031	(# 281) 1/8X15 Inch*	2	U38871.012.1500	(# 383) 3/16X14 Inch*	1	U38871.018.1400
(# 204) 1/8X3/8*	25	U38871.012.0037	(# 282) 1/8X16 Inch*	2	U38871.012.1600	(# 384) 3/16X15 Inch*	1	U38871.018.1500
(# 205) 1/8X7/16*	25	U38871.012.0043	(# 283) 1/8X17 Inch*	1	U38871.012.1700	(# 385) 3/16X16 Inch*	1	U38871.018.1600
(# 206) 1/8X1/2*	25	U38871.012.0050	(# 284) 1/8X18 Inch*	1	U38871.012.1800	(# 386) 3/16X17 Inch*	1	U38871.018.1700
(# 207) 1/8X9/16*	25	U38871.012.0056	(# 309) 3/16X7/16*	10	U38871.018.0043	(# 387) 3/16X18 Inch*	1	U38871.018.1800
(# 208) 1/8X5/8*	25	U38871.012.0062	(# 310) 3/16X1/2*	10	U38871.018.0050	(# 388) 3/16X19 Inch*	1	U38871.018.1900
(# 209) 1/8X11/16*	25	U38871.012.0068	(# 311) 3/16X9/16*	10	U38871.018.0056	(# 389) 3/16X20 Inch*	1	U38871.018.2000
(# 210) 1/8X3/4*	25	U38871.012.0075	(# 312) 3/16X5/8*	10	U38871.018.0062	(# 390) 3/16X21 Inch*	1	U38871.018.2100
(# 211) 1/8X13/16*	25	U38871.012.0081	(# 313) 3/16X11/16*	10	U38871.018.0068	(# 391) 3/16X22 Inch*	1	U38871.018.2200
(# 212) 1/8X7/8*	25	U38871.012.0087	(# 314) 3/16X3/4*	10	U38871.018.0075	(# 392) 3/16X23 Inch*	1	U38871.018.2300
(# 213) 1/8X15/16*	25	U38871.012.0093	(# 315) 3/16X13/16*	10	U38871.018.0081	(# 393) 3/16X24 Inch*	1	U38871.018.2400
(# 214) 1/8X1 Inch*	25	U38871.012.0100	(# 316) 3/16X7/8*	10	U38871.018.0087	(# 394) 3/16X25 Inch*	1	U38871.018.2500
(# 215) 1/8X1.1/16*	25	U38871.012.0106	(# 317) 3/16X15/16*	10	U38871.018.0093	(# 395) 3/16X26 Inch*	1	U38871.018.2600
(# 216) 1/8X1.1/8*	25	U38871.012.0112	(# 318) 3/16X1 Inch*	10	U38871.018.0100	(# 425) 1/4X4.1/2*	2	U38871.025.0450
(# 217) 1/8X1.3/16*	25	U38871.012.0118	(# 319) 3/16X1.1/16*	10	U38871.018.0106	(# 426) 1/4X4.5/8*	2	U38871.025.0462
(# 218) 1/8X1.1/4*	25	U38871.012.0125	(# 320) 3/16X1.1/8*	10	U38871.018.0112	(# 427) 1/4X4.3/4*	2	U38871.025.0475
(# 219) 1/8X1.5/16*	25	U38871.012.0131	(# 321) 3/16X1.3/16*	10	U38871.018.0118	(# 428) 1/4X4.7/8*	2	U38871.025.0487
(# 220) 1/8X1.3/8*	25	U38871.012.0137	(# 322) 3/16X1.1/4*	10	U38871.018.0125	(# 429) 1/4X5 Inch*	2	U38871.025.0500
(# 221) 1/8X1.7/16*	25	U38871.012.0143	(# 323) 3/16X1.5/16*	10	U38871.018.0131	(# 430) 1/4X5.1/8*	2	U38871.025.0512
(# 222) 1/8X1.1/2*	25	U38871.012.0150	(# 324) 3/16X1.3/8*	10	U38871.018.0137	(# 431) 1/4X5.1/4*	2	U38871.025.0525
(# 223) 1/8X1.5/8*	25	U38871.012.0162	(# 325) 3/16X1.1/2*	10	U38871.018.0150	(# 432) 1/4X5.3/8*	2	U38871.025.0537
(# 224) 1/8X1.3/4*	25	U38871.012.0175	(# 326) 3/16X1.5/8*	10	U38871.018.0162	(# 433) 1/4X5.1/2*	2	U38871.025.0550
(# 225) 1/8X1.7/8*	10	U38871.012.0187	(# 327) 3/16X1.3/4*	10	U38871.018.0175	(# 434) 1/4X5.5/8*	2	U38871.025.0562
(# 226) 1/8X2 Inch*	10	U38871.012.0200	(# 328) 3/16X1.7/8*	10	U38871.018.0187	(# 435) 1/4X5.3/4*	2	U38871.025.0575
(# 227) 1/8X2.1/8*	10	U38871.012.0212	(# 329) 3/16X2 Inch*	10	U38871.018.0200	(# 436) 1/4X5.7/8*	2	U38871.025.0587
(# 228) 1/8X2.1/4*	10	U38871.012.0225	(# 330) 3/16X2.1/8*	10	U38871.018.0212	(# 437) 1/4X6 Inch*	2	U38871.025.0600
(# 229) 1/8X2.3/8*	10	U38871.012.0237	(# 331) 3/16X2.1/4*	10	U38871.018.0225	(# 438) 1/4X6.1/4*	2	U38871.025.0625
(# 230) 1/8X2.1/2*	10	U38871.012.0250	(# 332) 3/16X2.3/8*	10	U38871.018.0237	(# 439) 1/4X6.1/2*	2	U38871.025.0650
(# 231) 1/8X2.5/8*	10	U38871.012.0262	(# 333) 3/16X2.1/2*	5	U38871.018.0250	(# 440) 1/4X6.3/4*	2	U38871.025.0675
(# 232) 1/8X2.3/4*	10	U38871.012.0275	(# 334) 3/16X2.5/8*	5	U38871.018.0262	(# 441) 1/4X7 Inch*	2	U38871.025.0700
(# 233) 1/8X2.7/8*	10	U38871.012.0287	(# 335) 3/16X2.3/4*	5	U38871.018.0275	(# 442) 1/4X7.1/4*	2	U38871.025.0725
(# 234) 1/8X3 Inch*	10	U38871.012.0300	(# 336) 3/16X2.7/8*	5	U38871.018.0287	(# 443) 1/4X7.1/2*	2	U38871.025.0750
(# 235) 1/8X3.1/8*	10	U38871.012.0312	(# 337) 3/16X3 Inch*	5	U38871.018.0300	(# 444) 1/4X7.3/4*	2	U38871.025.0775
(# 236) 1/8X3.1/4*	10	U38871.012.0325	(# 338) 3/16X3.1/8*	5	U38871.018.0312	(# 445) 1/4X8 Inch*	2	U38871.025.0800
(# 237) 1/8X3.3/8*	10	U38871.012.0337	(# 339) 3/16X3.1/4*	5	U38871.018.0325	(# 446) 1/4X8.1/2*	2	U38871.025.0850
(# 238) 1/8X3.1/2*	5	U38871.012.0350	(# 340) 3/16X3.3/8*	5	U38871.018.0337	(# 447) 1/4X9 Inch*	2	U38871.025.0900
(# 239) 1/8X3.5/8*	5	U38871.012.0362	(# 341) 3/16X3.1/2*	5	U38871.018.0350	(# 448) 1/4X9.1/2*	1	U38871.025.0950
(# 240) 1/8X3.3/4*	5	U38871.012.0375	(# 342) 3/16X3.5/8*	2	U38871.018.0362	(# 449) 1/4X10 Inch*	1	U38871.025.1000
(# 241) 1/8X3.7/8*	5	U38871.012.0387	(# 343) 3/16X3.3/4*	2	U38871.018.0375	(# 450) 1/4X10.1/2*	1	U38871.025.1050
(# 242) 1/8X4 Inch*	5	U38871.012.0400	(# 344) 3/16X3.7/8*	2	U38871.018.0387	(# 451) 1/4X11 Inch*	1	U38871.025.1100
(# 243) 1/8X4.1/8*	5	U38871.012.0412	(# 345) 3/16X4 Inch*	2	U38871.018.0400	(# 452) 1/4X11.1/2*	1	U38871.025.1150
(# 244) 1/8X4.1/4*	5	U38871.012.0425	(# 346) 3/16X4.1/8*	2	U38871.018.0412	(# 453) 1/4X12 Inch*	1	U38871.025.1200
(# 245) 1/8X4.3/8*	5	U38871.012.0437	(# 347) 3/16X4.1/4*	2	U38871.018.0425	(# 454) 1/4X12.1/2*	1	U38871.025.1250
(# 246) 1/8X4.1/2*	5	U38871.012.0450	(# 348) 3/16X4.3/8*	2	U38871.018.0437	(# 455) 1/4X13 Inch*	1	U38871.025.1300
(# 247) 1/8X4.5/8*	5	U38871.012.0462	(# 349) 3/16X4.1/2*	2	U38871.018.0450	(# 456) 1/4X13.1/2*	1	U38871.025.1350
(# 248) 1/8X4.3/4*	5	U38871.012.0475	(# 350) 3/16X4.5/8*	2	U38871.018.0462	(# 457) 1/4X14 Inch*	1	U38871.025.1400
(# 249) 1/8X4.7/8*	5	U38871.012.0487	(# 351) 3/16X4.3/4*	2	U38871.018.0475	(# 458) 1/4X14.1/2*	1	U38871.025.1450
(# 250) 1/8X5 Inch*	5	U38871.012.0500	(# 352) 3/16X4.7/8*	2	U38871.018.0487	(# 459) 1/4X15 Inch*	1	U38871.025.1500
(# 251) 1/8X5.1/8*	5	U38871.012.0512	(# 353) 3/16X5 Inch*	2	U38871.018.0500	(# 460) 1/4X15.1/2*	1	U38871.025.1550
(# 252) 1/8X5.1/4*	5	U38871.012.0525	(# 354) 3/16X5.1/8*	2	U38871.018.0512	(# 461) 1/4X16 Inch*	1	U38871.025.1600
(# 253) 1/8X5.3/8*	2	U38871.012.0537	(# 355) 3/16X5.1/4*	2	U38871.018.0525	(# 462) 1/4X16.1/2*	1	U38871.025.1650
(# 254) 1/8X5.1/2*	2	U38871.012.0550	(# 356) 3/16X5.3/8*	2	U38871.018.0537	(# 463) 1/4X17 Inch*	1	U38871.025.1700
(# 255) 1/8X5.5/8*	2	U38871.012.0562	(# 357) 3/16X5.1/2*	2	U38871.018.0550	(# 464) 1/4X17.1/2*	1	U38871.025.1750
(# 256) 1/8X5.3/4*	2	U38871.012.0575	(# 358) 3/16X5.5/8*	2	U38871.018.0562	(# 465) 1/4X18 Inch*	1	U38871.025.1800
(# 257) 1/8X5.7/8*	2	U38871.012.0587	(# 359) 3/16X5.3/4*	2	U38871.018.0575	(# 466) 1/4X18.1/2*	1	U38871.025.1850
(# 258) 1/8X6 Inch*	2	U38871.012.0600	(# 360) 3/16X5.7/8*	2	U38871.018.0587	(# 467) 1/4X19 Inch*	1	U38871.025.1900
(# 259) 1/8X6.1/4*	2	U38871.012.0625	(# 361) 3/16X6 Inch*	2	U38871.018.0600	(# 468) 1/4X19.1/2*	1	U38871.025.1950
(# 260) 1/8X6.1/2*	2	U38871.012.0650	(# 362) 3/16X6.1/4*	2	U38871.018.0625	(# 469) 1/4X20 Inch*	1	U38871.025.2000
(# 261) 1/8X6.3/4*	2	U38871.012.0675	(# 363) 3/16X6.1/2*	2	U38871.018.0650	(# 470) 1/4X21 Inch*	1	U38871.025.2100
(# 262) 1/8X7 Inch*	2	U38871.012.0700	(# 364) 3/16X6.3/4*	2	U38871.018.0675	(# 471) 1/4X22 Inch*	1	U38871.025.2200
(# 263) 1/8X7.1/4*	2	U38871.012.0725	(# 365) 3/16X7 Inch*	2	U38871.018.0700	(# 472) 1/4X23 Inch*	1	U38871.025.2300
(# 264) 1/8X7.1/2*	2	U38871.012.0750	(# 366) 3/16X7.1/4*	2	U38871.018.0725	(# 473) 1/4X24 Inch*	1	U38871.025.2400
(# 265) 1/8X7.3/4*	2	U38871.012.0775	(# 367) 3/16X7.1/2*	2	U38871.018.0750	(# 474) 1/4X25 Inch*	1	U38871.025.2500
(# 266) 1/8X8 Inch*	2	U38871.012.0800	(# 368) 3/16X7.3/4*	2	U38871.018.0775	(# 475) 1/4X26 Inch*	1	U38871.025.2600
(# 267) 1/8X8.1/4*	2	U38871.012.0825	(# 369) 3/16X8 Inch*	2	U38871.018.0800			
(# 268) 1/8X8.1/2*	2	U38871.012.0850	(# 370) 3/16X8.1/4*	2	U38871.018.0825			

7

U38875 **O-ring / O-ring / Joint torique** **X09A**

Material Viton FKM 90° Shore A
Color Black



(Dash nr.) CS x ID	✉	Art.number	(Dash nr.) CS x ID	✉	Art.number	(Dash nr.) CS x ID	✉	Art.number
(# 001) 1/32X1/32*	100	U38875.003.0003	(# 128) 3/32X1.1/2*	25	U38875.009.0150	(# 226) 1/8X2 Inch*	10	U38875.012.0200
(# 002) 3/64X3/64*	100	U38875.004.0004	(# 129) 3/32X1.9/16*	25	U38875.009.0156	(# 227) 1/8X2.1/8*	10	U38875.012.0212
(# 003) 1/16X1/16*	100	U38875.006.0006	(# 130) 3/32X1.5/8*	25	U38875.009.0162	(# 228) 1/8X2.1/4*	10	U38875.012.0225
(# 004) 1/16X5/64*	100	U38875.006.0007	(# 131) 3/32X1.11/16*	10	U38875.009.0168	(# 229) 1/8X2.3/8*	10	U38875.012.0237
(# 005) 1/16X3/32*	100	U38875.006.0009	(# 132) 3/32X1.3/4*	10	U38875.009.0175	(# 230) 1/8X2.1/2*	10	U38875.012.0250
(# 006) 1/16X1/8*	100	U38875.006.0012	(# 133) 3/32X1.13/16*	10	U38875.009.0181	(# 231) 1/8X2.5/8*	10	U38875.012.0262
(# 007) 1/16X5/32*	100	U38875.006.0015	(# 134) 3/32X1.7/8*	10	U38875.009.0187	(# 232) 1/8X2.3/4*	10	U38875.012.0275
(# 008) 1/16X3/16*	100	U38875.006.0018	(# 135) 3/32X1.15/16*	10	U38875.009.0193	(# 233) 1/8X2.7/8*	10	U38875.012.0287
(# 009) 1/16X7/32*	100	U38875.006.0021	(# 136) 3/32X2 Inch*	10	U38875.009.0200	(# 234) 1/8X3 Inch*	10	U38875.012.0300
(# 010) 1/16X1/4*	100	U38875.006.0025	(# 137) 3/32X2.1/16*	10	U38875.009.0206	(# 235) 1/8X3.1/8*	10	U38875.012.0312
(# 011) 1/16X5/16*	100	U38875.006.0031	(# 138) 3/32X2.1/8*	10	U38875.009.0212	(# 236) 1/8X3.1/4*	10	U38875.012.0325
(# 012) 1/16X3/8*	100	U38875.006.0037	(# 139) 3/32X2.3/16*	10	U38875.009.0218	(# 237) 1/8X3.3/8*	10	U38875.012.0337
(# 013) 1/16X7/16*	100	U38875.006.0043	(# 140) 3/32X2.1/4*	10	U38875.009.0225	(# 238) 1/8X3.1/2*	5	U38875.012.0350
(# 014) 1/16X1/2*	100	U38875.006.0050	(# 141) 3/32X2.5/16*	10	U38875.009.0231	(# 239) 1/8X3.5/8*	5	U38875.012.0362
(# 015) 1/16X9/16*	100	U38875.006.0056	(# 142) 3/32X2.3/8*	10	U38875.009.0237	(# 240) 1/8X3.3/4*	5	U38875.012.0375
(# 016) 1/16X5/8*	100	U38875.006.0062	(# 143) 3/32X2.7/16*	10	U38875.009.0243	(# 241) 1/8X3.7/8*	5	U38875.012.0387
(# 017) 1/16X11/16*	50	U38875.006.0068	(# 144) 3/32X2.1/2*	10	U38875.009.0250	(# 242) 1/8X4 Inch*	5	U38875.012.0400
(# 018) 1/16X3/4*	50	U38875.006.0075	(# 145) 3/32X2.9/16*	10	U38875.009.0256	(# 243) 1/8X4.1/8*	5	U38875.012.0412
(# 019) 1/16X13/16*	50	U38875.006.0081	(# 146) 3/32X2.5/8*	10	U38875.009.0262	(# 244) 1/8X4.1/4*	5	U38875.012.0425
(# 020) 1/16X7/8*	50	U38875.006.0087	(# 147) 3/32X2.11/16*	10	U38875.009.0268	(# 245) 1/8X4.3/8*	5	U38875.012.0437
(# 021) 1/16X15/16*	50	U38875.006.0093	(# 148) 3/32X2.3/4*	10	U38875.009.0275	(# 246) 1/8X4.1/2*	5	U38875.012.0450
(# 022) 1/16X1 Inch*	50	U38875.006.0100	(# 149) 3/32X2.13/16*	10	U38875.009.0281	(# 247) 1/8X4.5/8*	5	U38875.012.0462
(# 023) 1/16X1.1/16*	50	U38875.006.0106	(# 150) 3/32X2.7/8*	10	U38875.009.0287	(# 248) 1/8X4.3/4*	5	U38875.012.0475
(# 024) 1/16X1.1/8*	50	U38875.006.0112	(# 151) 3/32X3 Inch*	10	U38875.009.0300	(# 249) 1/8X4.7/8*	5	U38875.012.0487
(# 025) 1/16X1.3/16*	50	U38875.006.0118	(# 152) 3/32X3.1/4*	2	U38875.009.0325	(# 250) 1/8X5 Inch*	5	U38875.012.0500
(# 026) 1/16X1.1/4*	50	U38875.006.0125	(# 153) 3/32X3.1/2*	2	U38875.009.0350	(# 251) 1/8X5.1/8*	5	U38875.012.0512
(# 027) 1/16X1.5/16*	50	U38875.006.0131	(# 154) 3/32X3.3/4*	2	U38875.009.0375	(# 252) 1/8X5.1/4*	5	U38875.012.0525
(# 028) 1/16X1.3/8*	50	U38875.006.0137	(# 155) 3/32X4 Inch*	2	U38875.009.0400	(# 253) 1/8X5.3/8*	2	U38875.012.0537
(# 029) 1/16X1.1/2*	25	U38875.006.0150	(# 156) 3/32X4.1/4*	2	U38875.009.0425	(# 254) 1/8X5.1/2*	2	U38875.012.0550
(# 030) 1/16X1.5/8*	25	U38875.006.0162	(# 157) 3/32X4.1/2*	2	U38875.009.0450	(# 255) 1/8X5.5/8*	2	U38875.012.0562
(# 031) 1/16X1.3/4*	25	U38875.006.0175	(# 158) 3/32X4.3/4*	2	U38875.009.0475	(# 256) 1/8X5.3/4*	2	U38875.012.0575
(# 032) 1/16X1.7/8*	25	U38875.006.0187	(# 159) 3/32X5 Inch*	2	U38875.009.0500	(# 257) 1/8X5.7/8*	2	U38875.012.0587
(# 033) 1/16X2 Inch*	25	U38875.006.0200	(# 160) 3/32X5.1/4*	2	U38875.009.0525	(# 258) 1/8X6 Inch*	2	U38875.012.0600
(# 034) 1/16X2.1/8*	25	U38875.006.0212	(# 161) 3/32X5.1/2*	2	U38875.009.0550	(# 259) 1/8X6.1/4*	2	U38875.012.0625
(# 035) 1/16X2.1/4*	10	U38875.006.0225	(# 162) 3/32X5.3/4*	2	U38875.009.0575	(# 260) 1/8X6.1/2*	2	U38875.012.0650
(# 036) 1/16X2.3/8*	10	U38875.006.0237	(# 163) 3/32X6 Inch*	2	U38875.009.0600	(# 261) 1/8X6.3/4*	2	U38875.012.0675
(# 037) 1/16X2.1/2*	10	U38875.006.0250	(# 164) 3/32X6.1/4*	2	U38875.009.0625	(# 262) 1/8X7 Inch*	2	U38875.012.0700
(# 038) 1/16X2.5/8*	10	U38875.006.0262	(# 165) 3/32X6.1/2*	2	U38875.009.0650	(# 263) 1/8X7.1/4*	2	U38875.012.0725
(# 039) 1/16X2.3/4*	10	U38875.006.0275	(# 166) 3/32X6.3/4*	2	U38875.009.0675	(# 264) 1/8X7.1/2*	2	U38875.012.0750
(# 040) 1/16X2.7/8*	10	U38875.006.0287	(# 167) 3/32X7 Inch*	2	U38875.009.0700	(# 265) 1/8X7.3/4*	2	U38875.012.0775
(# 041) 1/16X3 Inch*	10	U38875.006.0300	(# 168) 3/32X7.1/4*	2	U38875.009.0725	(# 266) 1/8X8 Inch*	2	U38875.012.0800
(# 042) 1/16X3.1/4*	10	U38875.006.0325	(# 169) 3/32X7.1/2*	2	U38875.009.0750	(# 267) 1/8X8.1/4*	2	U38875.012.0825
(# 043) 1/16X3.1/2*	10	U38875.006.0350	(# 170) 3/32X7.3/4*	2	U38875.009.0775	(# 268) 1/8X8.1/2*	2	U38875.012.0850
(# 044) 1/16X3.3/4*	10	U38875.006.0375	(# 171) 3/32X8 Inch*	2	U38875.009.0800	(# 269) 1/8X8.3/4*	2	U38875.012.0875
(# 045) 1/16X4 Inch*	10	U38875.006.0400	(# 172) 3/32X8.1/4*	2	U38875.009.0825	(# 270) 1/8X9 Inch*	2	U38875.012.0900
(# 046) 1/16X4.1/4*	10	U38875.006.0425	(# 173) 3/32X8.1/2*	2	U38875.009.0850	(# 271) 1/8X9.1/4*	2	U38875.012.0925
(# 047) 1/16X4.1/2*	10	U38875.006.0450	(# 174) 3/32X8.3/4*	2	U38875.009.0875	(# 272) 1/8X9.1/2*	2	U38875.012.0950
(# 048) 1/16X4.3/4*	2	U38875.006.0475	(# 175) 3/32X9 Inch*	2	U38875.009.0900	(# 273) 1/8X9.3/4*	2	U38875.012.0975
(# 049) 1/16X5 Inch*	2	U38875.006.0500	(# 176) 3/32X9.1/4*	2	U38875.009.0925	(# 274) 1/8X10 Inch*	2	U38875.012.1000
(# 050) 1/16X5.1/4*	2	U38875.006.0525	(# 177) 3/32X9.1/2*	2	U38875.009.0950	(# 275) 1/8X10.1/2*	2	U38875.012.1050
(# 102) 3/32X1/16*	50	U38875.009.0006	(# 178) 3/32X9.3/4*	2	U38875.009.0975	(# 276) 1/8X11 Inch*	2	U38875.012.1100
(# 103) 3/32X3/32*	50	U38875.009.0009	(# 201) 1/8X3/16*	25	U38875.012.0018	(# 277) 1/8X11.1/2*	2	U38875.012.1150
(# 104) 3/32X1/8*	50	U38875.009.0012	(# 202) 1/8X1/4*	25	U38875.012.0025	(# 278) 1/8X12 Inch*	2	U38875.012.1200
(# 105) 3/32X5/32*	50	U38875.009.0015	(# 203) 1/8X5/16*	25	U38875.012.0031	(# 279) 1/8X13 Inch*	2	U38875.012.1300
(# 106) 3/32X3/16*	50	U38875.009.0018	(# 204) 1/8X3/8*	25	U38875.012.0037	(# 280) 1/8X14 Inch*	2	U38875.012.1400
(# 107) 3/32X7/32*	50	U38875.009.0021	(# 205) 1/8X7/16*	25	U38875.012.0043	(# 281) 1/8X15 Inch*	2	U38875.012.1500
(# 108) 3/32X1/4*	50	U38875.009.0025	(# 206) 1/8X1/2*	25	U38875.012.0050	(# 282) 1/8X16 Inch*	2	U38875.012.1600
(# 109) 3/32X5/16*	50	U38875.009.0031	(# 207) 1/8X9/16*	25	U38875.012.0056	(# 283) 1/8X17 Inch*	1	U38875.012.1700
(# 110) 3/32X3/8*	50	U38875.009.0037	(# 208) 1/8X5/8*	25	U38875.012.0062	(# 284) 1/8X18 Inch*	1	U38875.012.1800
(# 111) 3/32X7/16*	50	U38875.009.0043	(# 209) 1/8X11/16*	25	U38875.012.0068	(# 309) 3/16X7/16*	10	U38875.018.0043
(# 112) 3/32X1/2*	50	U38875.009.0050	(# 210) 1/8X3/4*	25	U38875.012.0075	(# 310) 3/16X1/2*	10	U38875.018.0050
(# 113) 3/32X9/16*	50	U38875.009.0056	(# 211) 1/8X13/16*	25	U38875.012.0081	(# 311) 3/16X9/16*	10	U38875.018.0056
(# 114) 3/32X5/8*	50	U38875.009.0062	(# 212) 1/8X7/8*	25	U38875.012.0087	(# 312) 3/16X5/8*	10	U38875.018.0062
(# 115) 3/32X11/16*	50	U38875.009.0068	(# 213) 1/8X15/16*	25	U38875.012.0093	(# 313) 3/16X11/16*	10	U38875.018.0068
(# 116) 3/32X3/4*	50	U38875.009.0075	(# 214) 1/8X1 Inch*	25	U38875.012.0100	(# 314) 3/16X3/4*	10	U38875.018.0075
(# 117) 3/32X13/16*	50	U38875.009.0081	(# 215) 1/8X1.1/16*	25	U38875.012.0106	(# 315) 3/16X13/16*	10	U38875.018.0081
(# 118) 3/32X7/8*	50	U38875.009.0087	(# 216) 1/8X1.1/8*	25	U38875.012.0112	(# 316) 3/16X7/8*	10	U38875.018.0087
(# 119) 3/32X15/16*	50	U38875.009.0093	(# 217) 1/8X1.3/16*	25	U38875.012.0118	(# 317) 3/16X15/16*	10	U38875.018.0093
(# 120) 3/32X1 Inch*	50	U38875.009.0100	(# 218) 1/8X1.1/4*	25	U38875.012.0125	(# 318) 3/16X1 Inch*	10	U38875.018.0100
(# 121) 3/32X1.1/16*	50	U38875.009.0106	(# 219) 1/8X1.5/16*	25	U38875.012.0131	(# 319) 3/16X1.1/16*	10	U38875.018.0106
(# 122) 3/32X1.1/8*	50	U38875.009.0112	(# 220) 1/8X1.3/8*	25	U38875.012.0137	(# 320) 3/16X1.1/8*	10	U38875.018.0112
(# 123) 3/32X1.3/16*	25	U38875.009.0118	(# 221) 1/8X1.7/16*	25	U38875.012.0143	(# 321) 3/16X1.3/16*	10	U38875.018.0118
(# 124) 3/32X1.1/4*	25	U38875.009.0125	(# 222) 1/8X1.1/2*	25	U38875.012.0150	(# 322) 3/16X1.1/4*	10	U38875.018.0125
(# 125) 3/32X1.5/16*	25	U38875.009.0131	(# 223) 1/8X1.5/8*	25	U38875.012.0162	(# 323) 3/16X1.5/16*	10	U38875.018.0131
(# 126) 3/32X1.3/8*	25	U38875.009.0137	(# 224) 1/8X1.3/4*	25	U38875.012.0175	(# 324) 3/16X1.3/8*	10	U38875.018.0137
(# 127) 3/32X1.7/16*	25	U38875.009.0143	(# 225) 1/8X1.7/8*	10	U38875.012.0187	(# 325) 3/16X1.1/2*	10	U38875.018.0150

FABORY

U38875 O-ring / O-ring / Joint torique

(Dash nr.) CS x ID	✉	Art.number
(# 326) 3/16X1.5/8*	10	U38875.018.0162
(# 327) 3/16X1.3/4*	10	U38875.018.0175
(# 328) 3/16X1.7/8*	10	U38875.018.0187
(# 329) 3/16X2 Inch*	10	U38875.018.0200
(# 330) 3/16X2.1/8*	10	U38875.018.0212
(# 331) 3/16X2.1/4*	10	U38875.018.0225
(# 332) 3/16X2.3/8*	10	U38875.018.0237
(# 333) 3/16X2.1/2*	5	U38875.018.0250
(# 334) 3/16X2.5/8*	5	U38875.018.0262
(# 335) 3/16X2.3/4*	5	U38875.018.0275
(# 336) 3/16X2.7/8*	5	U38875.018.0287
(# 337) 3/16X3 Inch*	5	U38875.018.0300
(# 338) 3/16X3.1/8*	5	U38875.018.0312
(# 339) 3/16X3.1/4*	5	U38875.018.0325
(# 340) 3/16X3.3/8*	5	U38875.018.0337
(# 341) 3/16X3.1/2*	5	U38875.018.0350
(# 342) 3/16X3.5/8*	2	U38875.018.0362
(# 343) 3/16X3.3/4*	2	U38875.018.0375
(# 344) 3/16X3.7/8*	2	U38875.018.0387
(# 345) 3/16X4 Inch*	2	U38875.018.0400
(# 346) 3/16X4.1/8*	2	U38875.018.0412
(# 347) 3/16X4.1/4*	2	U38875.018.0425
(# 348) 3/16X4.3/8*	2	U38875.018.0437
(# 349) 3/16X4.1/2*	2	U38875.018.0450
(# 350) 3/16X4.5/8*	2	U38875.018.0462
(# 351) 3/16X4.3/4*	2	U38875.018.0475
(# 352) 3/16X4.7/8*	2	U38875.018.0487
(# 353) 3/16X5 Inch*	2	U38875.018.0500
(# 354) 3/16X5.1/8*	2	U38875.018.0512
(# 355) 3/16X5.1/4*	2	U38875.018.0525
(# 356) 3/16X5.3/8*	2	U38875.018.0537
(# 357) 3/16X5.1/2*	2	U38875.018.0550
(# 358) 3/16X5.5/8*	2	U38875.018.0562
(# 359) 3/16X5.3/4*	2	U38875.018.0575
(# 360) 3/16X5.7/8*	2	U38875.018.0587
(# 361) 3/16X6 Inch*	2	U38875.018.0600
(# 362) 3/16X6.1/4*	2	U38875.018.0625
(# 363) 3/16X6.1/2*	2	U38875.018.0650
(# 364) 3/16X6.3/4*	2	U38875.018.0675
(# 365) 3/16X7 Inch*	2	U38875.018.0700
(# 366) 3/16X7.1/4*	2	U38875.018.0725
(# 367) 3/16X7.1/2*	2	U38875.018.0750
(# 368) 3/16X7.3/4*	2	U38875.018.0775
(# 369) 3/16X8 Inch*	2	U38875.018.0800
(# 370) 3/16X8.1/4*	2	U38875.018.0825
(# 371) 3/16X8.1/2*	2	U38875.018.0850
(# 372) 3/16X8.3/4*	2	U38875.018.0875
(# 373) 3/16X9 Inch*	2	U38875.018.0900
(# 374) 3/16X9.1/4*	1	U38875.018.0925
(# 375) 3/16X9.1/2*	1	U38875.018.0950
(# 376) 3/16X9.3/4*	1	U38875.018.0975
(# 377) 3/16X10 Inch*	1	U38875.018.1000
(# 378) 3/16X10.1/2*	1	U38875.018.1050
(# 379) 3/16X11 Inch*	1	U38875.018.1100
(# 380) 3/16X11.1/2*	1	U38875.018.1150
(# 381) 3/16X12 Inch*	1	U38875.018.1200
(# 382) 3/16X13 Inch*	1	U38875.018.1300
(# 383) 3/16X14 Inch*	1	U38875.018.1400
(# 384) 3/16X15 Inch*	1	U38875.018.1500
(# 385) 3/16X16 Inch*	1	U38875.018.1600
(# 386) 3/16X17 Inch*	1	U38875.018.1700
(# 387) 3/16X18 Inch*	1	U38875.018.1800
(# 388) 3/16X19 Inch*	1	U38875.018.1900
(# 389) 3/16X20 Inch*	1	U38875.018.2000
(# 390) 3/16X21 Inch*	1	U38875.018.2100
(# 391) 3/16X22 Inch*	1	U38875.018.2200
(# 392) 3/16X23 Inch*	1	U38875.018.2300
(# 393) 3/16X24 Inch*	1	U38875.018.2400
(# 394) 3/16X25 Inch*	1	U38875.018.2500
(# 395) 3/16X26 Inch*	1	U38875.018.2600
(# 425) 1/4X4.1/2*	2	U38875.025.0450
(# 426) 1/4X4.5/8*	2	U38875.025.0462
(# 427) 1/4X4.3/4*	2	U38875.025.0475
(# 428) 1/4X4.7/8*	2	U38875.025.0487
(# 429) 1/4X5 Inch*	2	U38875.025.0500
(# 430) 1/4X5.1/8*	2	U38875.025.0512
(# 431) 1/4X5.1/4*	2	U38875.025.0525
(# 432) 1/4X5.3/8*	2	U38875.025.0537
(# 433) 1/4X5.1/2*	2	U38875.025.0550
(# 434) 1/4X5.5/8*	2	U38875.025.0562
(# 435) 1/4X5.3/4*	2	U38875.025.0575
(# 436) 1/4X5.7/8*	2	U38875.025.0587
(# 437) 1/4X6 Inch*	2	U38875.025.0600
(# 438) 1/4X6.1/4*	2	U38875.025.0625
(# 439) 1/4X6.1/2*	2	U38875.025.0650
(# 440) 1/4X6.3/4*	2	U38875.025.0675
(# 441) 1/4X7 Inch*	2	U38875.025.0700
(# 442) 1/4X7.1/4*	2	U38875.025.0725
(# 443) 1/4X7.1/2*	2	U38875.025.0750
(# 444) 1/4X7.3/4*	2	U38875.025.0775
(# 445) 1/4X8 Inch*	2	U38875.025.0800
(# 446) 1/4X8.1/2*	2	U38875.025.0850
(# 447) 1/4X9 Inch*	2	U38875.025.0900
(# 448) 1/4X9.1/2*	1	U38875.025.0950
(# 449) 1/4X10 Inch*	1	U38875.025.1000
(# 450) 1/4X10.1/2*	1	U38875.025.1050
(# 451) 1/4X11 Inch*	1	U38875.025.1100
(# 452) 1/4X11.1/2*	1	U38875.025.1150
(# 453) 1/4X12 Inch*	1	U38875.025.1200
(# 454) 1/4X12.1/2*	1	U38875.025.1250
(# 455) 1/4X13 Inch*	1	U38875.025.1300
(# 456) 1/4X13.1/2*	1	U38875.025.1350
(# 457) 1/4X14 Inch*	1	U38875.025.1400
(# 458) 1/4X14.1/2*	1	U38875.025.1450
(# 459) 1/4X15 Inch*	1	U38875.025.1500
(# 460) 1/4X15.1/2*	1	U38875.025.1550
(# 461) 1/4X16 Inch*	1	U38875.025.1600
(# 462) 1/4X16.1/2*	1	U38875.025.1650
(# 463) 1/4X17 Inch*	1	U38875.025.1700
(# 464) 1/4X17.1/2*	1	U38875.025.1750
(# 465) 1/4X18 Inch*	1	U38875.025.1800
(# 466) 1/4X18.1/2*	1	U38875.025.1850
(# 467) 1/4X19 Inch*	1	U38875.025.1900
(# 468) 1/4X19.1/2*	1	U38875.025.1950
(# 469) 1/4X20 Inch*	1	U38875.025.2000
(# 470) 1/4X21 Inch*	1	U38875.025.2100
(# 471) 1/4X22 Inch*	1	U38875.025.2200
(# 472) 1/4X23 Inch*	1	U38875.025.2300
(# 473) 1/4X24 Inch*	1	U38875.025.2400
(# 474) 1/4X25 Inch*	1	U38875.025.2500
(# 475) 1/4X26 Inch*	1	U38875.025.2600

U38883 O-ring / O-ring / Joint torique X09A

Material VMQ 70° Shore A
Color Red



(Dash nr.) CS x ID	✉	Art.number
(# 001) 1/32X1/32*	100	U38883.003.0003
(# 002) 3/64X3/64*	100	U38883.004.0004
(# 003) 1/16X1/16*	100	U38883.006.0006
(# 004) 1/16X5/64*	100	U38883.006.0007
(# 005) 1/16X3/32*	100	U38883.006.0009
(# 006) 1/16X1/8*	100	U38883.006.0012
(# 007) 1/16X5/32*	100	U38883.006.0015
(# 008) 1/16X3/16*	100	U38883.006.0018
(# 009) 1/16X7/32*	100	U38883.006.0021
(# 010) 1/16X1/4*	100	U38883.006.0025
(# 011) 1/16X5/16*	100	U38883.006.0031
(# 012) 1/16X3/8*	100	U38883.006.0037
(# 013) 1/16X7/16*	100	U38883.006.0043
(# 014) 1/16X1/2*	100	U38883.006.0050
(# 015) 1/16X9/16*	100	U38883.006.0056
(# 016) 1/16X5/8*	100	U38883.006.0062
(# 017) 1/16X11/16*	50	U38883.006.0068
(# 018) 1/16X3/4*	50	U38883.006.0075
(# 019) 1/16X13/16*	50	U38883.006.0081
(# 020) 1/16X7/8*	50	U38883.006.0087
(# 021) 1/16X15/16*	50	U38883.006.0093
(# 022) 1/16X1 Inch*	50	U38883.006.0100
(# 023) 1/16X1.1/16*	50	U38883.006.0106
(# 024) 1/16X1.1/8*	50	U38883.006.0112
(# 025) 1/16X1.3/16*	50	U38883.006.0118
(# 026) 1/16X1.1/4*	50	U38883.006.0125
(# 027) 1/16X1.5/16*	50	U38883.006.0131
(# 028) 1/16X1.3/8*	50	U38883.006.0137
(# 029) 1/16X1.1/2*	25	U38883.006.0150
(# 030) 1/16X1.5/8*	25	U38883.006.0162
(# 031) 1/16X1.3/4*	25	U38883.006.0175
(# 032) 1/16X1.7/8*	25	U38883.006.0187
(# 033) 1/16X2 Inch*	25	U38883.006.0200
(# 034) 1/16X2.1/8*	25	U38883.006.0212
(# 035) 1/16X2.1/4*	10	U38883.006.0225
(# 036) 1/16X2.3/8*	10	U38883.006.0237
(# 037) 1/16X2.1/2*	10	U38883.006.0250
(# 038) 1/16X2.5/8*	10	U38883.006.0262
(# 039) 1/16X2.3/4*	10	U38883.006.0275
(# 040) 1/16X2.7/8*	10	U38883.006.0287
(# 041) 1/16X3 Inch*	10	U38883.006.0300
(# 042) 1/16X3.1/4*	10	U38883.006.0325
(# 043) 1/16X3.1/2*	10	U38883.006.0350
(# 044) 1/16X3.3/4*	10	U38883.006.0375
(# 045) 1/16X4 Inch*	10	U38883.006.0400
(# 046) 1/16X4.1/4*	10	U38883.006.0425
(# 047) 1/16X4.1/2*	10	U38883.006.0450
(# 048) 1/16X4.3/4*	2	U38883.006.0475
(# 049) 1/16X5 Inch*	2	U38883.006.0500
(# 050) 1/16X5.1/4*	2	U38883.006.0525
(# 102) 3/32X1/16*	50	U38883.009.0006
(# 103) 3/32X3/32*	50	U38883.009.0009
(# 104) 3/32X1/8*	50	U38883.009.0012
(# 105) 3/32X5/32*	50	U38883.009.0015
(# 106) 3/32X3/16*	50	U38883.009.0018
(# 107) 3/32X7/32*	50	U38883.009.0021
(# 108) 3/32X1/4*	50	U38883.009.0025
(# 109) 3/32X5/16*	50	U38883.009.0031
(# 110) 3/32X3/8*	50	U38883.009.0037
(# 111) 3/32X7/16*	50	U38883.009.0043
(# 112) 3/32X1/2*	50	U38883.009.0050
(# 113) 3/32X9/16*	50	U38883.009.0056
(# 114) 3/32X5/8*	50	U38883.009.0062
(# 115) 3/32X11/16*	50	U38883.009.0068
(# 116) 3/32X3/4*	50	U38883.009.0075
(# 117) 3/32X13/16*	50	U38883.009.0081
(# 118) 3/32X7/8*	50	U38883.009.0087
(# 119) 3/32X15/16*	50	U38883.009.0093
(# 120) 3/32X1 Inch*	50	U38883.009.0100
(# 121) 3/32X1.1/16*	50	U38883.009.0106
(# 122) 3/32X1.1/8*	50	U38883.009.0112
(# 123) 3/32X1.3/16*	25	U38883.009.0118
(# 124) 3/32X1.1/4*	25	U38883.009.0125
(# 125) 3/32X1.5/16*	25	U38883.009.0131
(# 126) 3/32X1.3/8*	25	U38883.009.0137
(# 127) 3/32X1.7/16*	25	U38883.009.0143
(# 128) 3/32X1.1/2*	25	U38883.009.0150
(# 129) 3/32X1.9/16*	25	U38883.009.0156
(# 130) 3/32X1.5/8*	25	U38883.009.0162
(# 131) 3/32X1.11/16*	10	U38883.009.0168
(# 132) 3/32X1.3/4*	10	U38883.009.0175
(# 133) 3/32X1.13/16*	10	U38883.009.0181
(# 134) 3/32X1.7/8*	10	U38883.009.0187
(# 135) 3/32X1.15/16*	10	U38883.009.0193
(# 136) 3/32X2 Inch*	10	U38883.009.0200
(# 137) 3/32X2.1/16*	10	U38883.009.0206
(# 138) 3/32X2.1/8*	10	U38883.009.0212
(# 139) 3/32X2.3/16*	10	U38883.009.0218

7

(Dash nr.) CS x ID	✉	Art.number	(Dash nr.) CS x ID	✉	Art.number	(Dash nr.) CS x ID	✉	Art.number
(# 140) 3/32X2.1/4*	10	U38883.009.0225	(# 244) 1/8X4.1/4*	25	U38883.012.0425	(# 350) 3/16X4.5/8*	5	U38883.018.0462
(# 141) 3/32X2.5/16*	10	U38883.009.0231	(# 245) 1/8X4.3/8*	25	U38883.012.0437	(# 351) 3/16X4.3/4*	5	U38883.018.0475
(# 142) 3/32X2.3/8*	10	U38883.009.0237	(# 246) 1/8X4.1/2*	25	U38883.012.0450	(# 352) 3/16X4.7/8*	5	U38883.018.0487
(# 143) 3/32X2.7/16*	10	U38883.009.0243	(# 247) 1/8X4.5/8*	25	U38883.012.0462	(# 353) 3/16X5 Inch*	5	U38883.018.0500
(# 144) 3/32X2.1/2*	10	U38883.009.0250	(# 248) 1/8X4.3/4*	25	U38883.012.0475	(# 354) 3/16X5.1/8*	5	U38883.018.0512
(# 145) 3/32X2.9/16*	10	U38883.009.0256	(# 249) 1/8X4.7/8*	10	U38883.012.0487	(# 355) 3/16X5.1/4*	5	U38883.018.0525
(# 146) 3/32X2.5/8*	10	U38883.009.0262	(# 250) 1/8X5 Inch*	10	U38883.012.0500	(# 356) 3/16X5.3/8*	5	U38883.018.0537
(# 147) 3/32X2.11/16*	10	U38883.009.0268	(# 251) 1/8X5.1/8*	10	U38883.012.0512	(# 357) 3/16X5.1/2*	5	U38883.018.0550
(# 148) 3/32X2.3/4*	10	U38883.009.0275	(# 252) 1/8X5.1/4*	10	U38883.012.0525	(# 358) 3/16X5.5/8*	5	U38883.018.0562
(# 149) 3/32X2.13/16*	10	U38883.009.0281	(# 253) 1/8X5.3/8*	10	U38883.012.0537	(# 359) 3/16X5.3/4*	5	U38883.018.0575
(# 150) 3/32X2.7/8*	10	U38883.009.0287	(# 254) 1/8X5.1/2*	10	U38883.012.0550	(# 360) 3/16X5.7/8*	5	U38883.018.0587
(# 151) 3/32X3 Inch*	10	U38883.009.0300	(# 255) 1/8X5.5/8*	10	U38883.012.0562	(# 361) 3/16X6 Inch*	5	U38883.018.0600
(# 152) 3/32X3.1/4*	10	U38883.009.0325	(# 256) 1/8X5.3/4*	10	U38883.012.0575	(# 362) 3/16X6.1/4*	5	U38883.018.0625
(# 153) 3/32X3.1/2*	10	U38883.009.0350	(# 257) 1/8X5.7/8*	10	U38883.012.0587	(# 363) 3/16X6.1/2*	5	U38883.018.0650
(# 154) 3/32X3.3/4*	10	U38883.009.0375	(# 258) 1/8X6 Inch*	10	U38883.012.0600	(# 364) 3/16X6.3/4*	5	U38883.018.0675
(# 155) 3/32X4 Inch*	10	U38883.009.0400	(# 259) 1/8X6.1/4*	10	U38883.012.0625	(# 365) 3/16X7 Inch*	5	U38883.018.0700
(# 156) 3/32X4.1/4*	10	U38883.009.0425	(# 260) 1/8X6.1/2*	10	U38883.012.0650	(# 366) 3/16X7.1/4*	5	U38883.018.0725
(# 157) 3/32X4.1/2*	10	U38883.009.0450	(# 261) 1/8X6.3/4*	10	U38883.012.0675	(# 367) 3/16X7.1/2*	5	U38883.018.0750
(# 158) 3/32X4.3/4*	10	U38883.009.0475	(# 262) 1/8X7 Inch*	10	U38883.012.0700	(# 368) 3/16X7.3/4*	5	U38883.018.0775
(# 159) 3/32X5 Inch*	10	U38883.009.0500	(# 263) 1/8X7.1/4*	10	U38883.012.0725	(# 369) 3/16X8 Inch*	5	U38883.018.0800
(# 160) 3/32X5.1/4*	10	U38883.009.0525	(# 264) 1/8X7.1/2*	10	U38883.012.0750	(# 370) 3/16X8.1/4*	5	U38883.018.0825
(# 161) 3/32X5.1/2*	10	U38883.009.0550	(# 265) 1/8X7.3/4*	5	U38883.012.0775	(# 371) 3/16X8.1/2*	5	U38883.018.0850
(# 162) 3/32X5.3/4*	10	U38883.009.0575	(# 266) 1/8X8 Inch*	5	U38883.012.0800	(# 372) 3/16X8.3/4*	5	U38883.018.0875
(# 163) 3/32X6 Inch*	10	U38883.009.0600	(# 267) 1/8X8.1/4*	5	U38883.012.0825	(# 373) 3/16X9 Inch*	5	U38883.018.0900
(# 164) 3/32X6.1/4*	10	U38883.009.0625	(# 268) 1/8X8.1/2*	5	U38883.012.0850	(# 374) 3/16X9.1/4*	5	U38883.018.0925
(# 165) 3/32X6.1/2*	10	U38883.009.0650	(# 269) 1/8X8.3/4*	5	U38883.012.0875	(# 375) 3/16X9.1/2*	5	U38883.018.0950
(# 166) 3/32X6.3/4*	10	U38883.009.0675	(# 270) 1/8X9 Inch*	5	U38883.012.0900	(# 376) 3/16X9.3/4*	5	U38883.018.0975
(# 167) 3/32X7 Inch*	10	U38883.009.0700	(# 271) 1/8X9.1/4*	5	U38883.012.0925	(# 377) 3/16X10 Inch*	5	U38883.018.1000
(# 168) 3/32X7.1/4*	10	U38883.009.0725	(# 272) 1/8X9.1/2*	5	U38883.012.0950	(# 378) 3/16X10.1/2*	5	U38883.018.1050
(# 169) 3/32X7.1/2*	10	U38883.009.0750	(# 273) 1/8X9.3/4*	5	U38883.012.0975	(# 379) 3/16X11 Inch*	5	U38883.018.1100
(# 170) 3/32X7.3/4*	10	U38883.009.0775	(# 274) 1/8X10 Inch*	5	U38883.012.1000	(# 380) 3/16X11.1/2*	5	U38883.018.1150
(# 171) 3/32X8 Inch*	10	U38883.009.0800	(# 275) 1/8X10.1/2*	5	U38883.012.1050	(# 381) 3/16X12 Inch*	5	U38883.018.1200
(# 172) 3/32X8.1/4*	10	U38883.009.0825	(# 276) 1/8X11 Inch*	5	U38883.012.1100	(# 382) 3/16X13 Inch*	5	U38883.018.1300
(# 173) 3/32X8.1/2*	10	U38883.009.0850	(# 277) 1/8X11.1/2*	5	U38883.012.1150	(# 383) 3/16X14 Inch*	5	U38883.018.1400
(# 174) 3/32X8.3/4*	10	U38883.009.0875	(# 278) 1/8X12 Inch*	5	U38883.012.1200	(# 384) 3/16X15 Inch*	5	U38883.018.1500
(# 175) 3/32X9 Inch*	10	U38883.009.0900	(# 279) 1/8X13 Inch*	5	U38883.012.1300	(# 385) 3/16X16 Inch*	5	U38883.018.1600
(# 176) 3/32X9.1/4*	10	U38883.009.0925	(# 280) 1/8X14 Inch*	5	U38883.012.1400	(# 386) 3/16X17 Inch*	5	U38883.018.1700
(# 177) 3/32X9.1/2*	10	U38883.009.0950	(# 281) 1/8X15 Inch*	5	U38883.012.1500	(# 387) 3/16X18 Inch*	5	U38883.018.1800
(# 178) 3/32X9.3/4*	10	U38883.009.0975	(# 282) 1/8X16 Inch*	5	U38883.012.1600	(# 388) 3/16X19 Inch*	2	U38883.018.1900
(# 201) 1/8X3/16*	25	U38883.012.0018	(# 283) 1/8X17 Inch*	5	U38883.012.1700	(# 389) 3/16X20 Inch*	2	U38883.018.2000
(# 202) 1/8X1/4*	25	U38883.012.0025	(# 284) 1/8X18 Inch*	5	U38883.012.1800	(# 390) 3/16X21 Inch*	1	U38883.018.2100
(# 203) 1/8X5/16*	25	U38883.012.0031	(# 309) 3/16X7/16*	50	U38883.018.0043	(# 391) 3/16X22 Inch*	1	U38883.018.2200
(# 204) 1/8X3/8*	25	U38883.012.0037	(# 310) 3/16X1/2*	50	U38883.018.0050	(# 392) 3/16X23 Inch*	1	U38883.018.2300
(# 205) 1/8X7/16*	25	U38883.012.0043	(# 311) 3/16X9/16*	50	U38883.018.0056	(# 393) 3/16X24 Inch*	1	U38883.018.2400
(# 206) 1/8X1/2*	25	U38883.012.0050	(# 312) 3/16X5/8*	50	U38883.018.0062	(# 394) 3/16X25 Inch*	1	U38883.018.2500
(# 207) 1/8X9/16*	25	U38883.012.0056	(# 313) 3/16X11/16*	50	U38883.018.0068	(# 395) 3/16X26 Inch*	1	U38883.018.2600
(# 208) 1/8X5/8*	25	U38883.012.0062	(# 314) 3/16X3/4*	50	U38883.018.0075	(# 425) 1/4X4.1/2*	5	U38883.025.0450
(# 209) 1/8X11/16*	25	U38883.012.0068	(# 315) 3/16X13/16*	50	U38883.018.0081	(# 426) 1/4X4.5/8*	5	U38883.025.0462
(# 210) 1/8X3/4*	25	U38883.012.0075	(# 316) 3/16X7/8*	50	U38883.018.0087	(# 427) 1/4X4.3/4*	5	U38883.025.0475
(# 211) 1/8X13/16*	25	U38883.012.0081	(# 317) 3/16X15/16*	50	U38883.018.0093	(# 428) 1/4X4.7/8*	5	U38883.025.0487
(# 212) 1/8X7/8*	25	U38883.012.0087	(# 318) 3/16X1 Inch*	50	U38883.018.0100	(# 429) 1/4X5 Inch*	5	U38883.025.0500
(# 213) 1/8X15/16*	25	U38883.012.0093	(# 319) 3/16X1.1/16*	50	U38883.018.0106	(# 430) 1/4X5.1/8*	5	U38883.025.0512
(# 214) 1/8X1 Inch*	25	U38883.012.0100	(# 320) 3/16X1.1/8*	50	U38883.018.0112	(# 431) 1/4X5.1/4*	5	U38883.025.0525
(# 215) 1/8X1.1/16*	25	U38883.012.0106	(# 321) 3/16X1.3/16*	50	U38883.018.0118	(# 432) 1/4X5.3/8*	5	U38883.025.0537
(# 216) 1/8X1.1/8*	25	U38883.012.0112	(# 322) 3/16X1.1/4*	50	U38883.018.0125	(# 433) 1/4X5.1/2*	5	U38883.025.0550
(# 217) 1/8X1.3/16*	25	U38883.012.0118	(# 323) 3/16X1.5/16*	50	U38883.018.0131	(# 434) 1/4X5.5/8*	5	U38883.025.0562
(# 218) 1/8X1.1/4*	25	U38883.012.0125	(# 324) 3/16X1.3/8*	50	U38883.018.0137	(# 435) 1/4X5.3/4*	5	U38883.025.0575
(# 219) 1/8X1.5/16*	25	U38883.012.0131	(# 325) 3/16X1.1/2*	50	U38883.018.0150	(# 436) 1/4X5.7/8*	5	U38883.025.0587
(# 220) 1/8X1.3/8*	25	U38883.012.0137	(# 326) 3/16X1.5/8*	50	U38883.018.0162	(# 437) 1/4X6 Inch*	5	U38883.025.0600
(# 221) 1/8X1.7/16*	25	U38883.012.0143	(# 327) 3/16X1.3/4*	50	U38883.018.0175	(# 438) 1/4X6.1/4*	2	U38883.025.0625
(# 222) 1/8X1.1/2*	25	U38883.012.0150	(# 328) 3/16X1.7/8*	50	U38883.018.0187	(# 439) 1/4X6.1/2*	2	U38883.025.0650
(# 223) 1/8X1.5/8*	25	U38883.012.0162	(# 329) 3/16X2 Inch*	50	U38883.018.0200	(# 440) 1/4X6.3/4*	2	U38883.025.0675
(# 224) 1/8X1.3/4*	25	U38883.012.0175	(# 330) 3/16X2.1/8*	50	U38883.018.0212	(# 441) 1/4X7 Inch*	2	U38883.025.0700
(# 225) 1/8X1.7/8*	25	U38883.012.0187	(# 331) 3/16X2.1/4*	50	U38883.018.0225	(# 442) 1/4X7.1/4*	2	U38883.025.0725
(# 226) 1/8X2 Inch*	25	U38883.012.0200	(# 332) 3/16X2.3/8*	50	U38883.018.0237	(# 443) 1/4X7.1/2*	2	U38883.025.0750
(# 227) 1/8X2.1/8*	25	U38883.012.0212	(# 333) 3/16X2.1/2*	50	U38883.018.0250	(# 444) 1/4X7.3/4*	2	U38883.025.0775
(# 228) 1/8X2.1/4*	25	U38883.012.0225	(# 334) 3/16X2.5/8*	50	U38883.018.0262	(# 445) 1/4X8 Inch*	2	U38883.025.0800
(# 229) 1/8X2.3/8*	25	U38883.012.0237	(# 335) 3/16X2.3/4*	50	U38883.018.0275	(# 446) 1/4X8.1/2*	2	U38883.025.0850
(# 230) 1/8X2.1/2*	25	U38883.012.0250	(# 336) 3/16X2.7/8*	50	U38883.018.0287	(# 447) 1/4X9 Inch*	2	U38883.025.0900
(# 231) 1/8X2.5/8*	25	U38883.012.0262	(# 337) 3/16X3 Inch*	50	U38883.018.0300	(# 448) 1/4X9.1/2*	2	U38883.025.0950
(# 232) 1/8X2.3/4*	25	U38883.012.0275	(# 338) 3/16X3.1/8*	50	U38883.018.0312	(# 449) 1/4X10 Inch*	2	U38883.025.1000
(# 233) 1/8X2.7/8*	25	U38883.012.0287	(# 339) 3/16X3.1/4*	50	U38883.018.0325	(# 450) 1/4X10.1/2*	2	U38883.025.1050
(# 234) 1/8X3 Inch*	25	U38883.012.0300	(# 340) 3/16X3.3/8*	25	U38883.018.0337	(# 451) 1/4X11 Inch*	2	U38883.025.1100
(# 235) 1/8X3.1/8*	25	U38883.012.0312	(# 341) 3/16X3.1/2*	25	U38883.018.0350	(# 452) 1/4X11.1/2*	2	U38883.025.1150
(# 236) 1/8X3.1/4*	25	U38883.012.0325	(# 342) 3/16X3.5/8*	25	U38883.018.0362	(# 453) 1/4X12 Inch*	2	U38883.025.1200
(# 237) 1/8X3.3/8*	25	U38883.012.0337	(# 343) 3/16X3.3/4*	25	U38883.018.0375	(# 454) 1/4X12.1/2*	2	U38883.025.1250
(# 238) 1/8X3.1/2*	25	U38883.012.0350	(# 344) 3/16X3.7/8*	25	U38883.018.0387	(# 455) 1/4X13 Inch*	2	U38883.025.1300
(# 239) 1/8X3.5/8*	25	U38883.012.0362	(# 345) 3/16X4 Inch*	25	U38883.018.0400	(# 456) 1/4X13.1/2*	2	U38883.025.1350
(# 240) 1/8X3.3/4*	25	U38883.012.0375	(# 346) 3/16X4.1/8*	25	U38883.018.0412	(# 457) 1/4X14 Inch*	2	U38883.025.1400
(# 241) 1/8X3.7/8*	25	U38883.012.0387	(# 347) 3/16X4.1/4*	5	U38883.018.0425	(# 458) 1/4X14.1/2*	2	U38883.025.1450
(# 242) 1/8X4 Inch*	25	U38883.012.0400	(# 348) 3/16X4.3/8*	5	U38883.018.0437	(# 459) 1/4X15 Inch*	2	U38883.025.1500
(# 243) 1/8X4.1/8*	25	U38883.012.0412	(# 349) 3/16X4.1/2*	5	U38883.018.0450	(# 460) 1/4X15.1/2*	2	U38883.025.1550

FABORY

U38883 O-ring / O-ring / Joint torique ←

(Dash nr.) CS x ID	✉	Art.number	(Dash nr.) CS x ID	✉	Art.number	(Dash nr.) CS x ID	✉	Art.number
(# 461) 1/4X16 Inch*	2	U38883.025.1600	(# 466) 1/4X18.1/2*	2	U38883.025.1850	(# 471) 1/4X22 Inch*	1	U38883.025.2200
(# 462) 1/4X16.1/2*	2	U38883.025.1650	(# 467) 1/4X19 Inch*	2	U38883.025.1900	(# 472) 1/4X23 Inch*	1	U38883.025.2300
(# 463) 1/4X17 Inch*	2	U38883.025.1700	(# 468) 1/4X19.1/2*	2	U38883.025.1950	(# 473) 1/4X24 Inch*	1	U38883.025.2400
(# 464) 1/4X17.1/2*	2	U38883.025.1750	(# 469) 1/4X20 Inch*	1	U38883.025.2000	(# 474) 1/4X25 Inch*	1	U38883.025.2500
(# 465) 1/4X18 Inch*	2	U38883.025.1800	(# 470) 1/4X21 Inch*	1	U38883.025.2100	(# 475) 1/4X26 Inch*	1	U38883.025.2600

Page 8-4 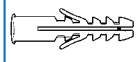 MAXXFAST UniFast	Page 8-5 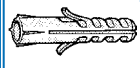 Nylon	Page 8-6  Duopower	Page 8-8 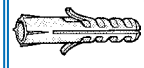 FISCHER Type S	Page 8-9  FISCHER Assortment
Page 8-10 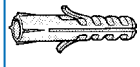 FISCHER Type MS	Page 8-11  MAXXFAST MultiFast	Page 8-12  FISCHER Type SX	Page 8-13 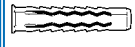 MAXXFAST 4Fast	Page 8-14  FISCHER Type UX/UX-R
Page 8-15  FISCHER Universal type FU	Page 8-16  Cavity fixing	Page 8-17  FISCHER Type HM/HMS	Page 8-18  MOLLY	Page 8-19  Installation tools
Page 8-20  Hand plier	Page 8-20  MAXXFAST Plasterboard fixing	Page 8-21  SPIT Driva	Page 8-22  FISCHER Type GK/GKS	Page 8-23 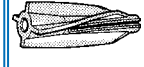 FISCHER Type GB
Page 8-24  FISCHER Type FTP Steel	Page 8-25  FISCHER Type FTP Plastic	Page 8-26  FISCHER Installation tool FTP	Page 8-27  Duotec	Page 8-27  Toggle plug
Page 8-29  FISCHER Type FNH	Page 8-30 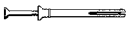 MAXXFAST HammerFast	Page 8-31  FISCHER Type N-Z	Page 8-32  FISCHER Type N-FZ	Page 8-33  FISCHER Type N-D
Page 8-34  FISCHER Type SXS	Page 8-35  MAXXFAST Frame anchor	Page 8-35  MAXXFAST Frame anchor nylon	Page 8-36  FISCHER Type F-S	Page 8-37  FISCHER Type F-M
Page 8-38  FISCHER Type FUR-T	Page 8-39  FISCHER Type FUR-SS	Page 8-40  FISCHER Type SXR	Page 8-41  Frame screw	Page 8-42  FISCHER Cover cap
Page 8-43 FISCHER Type JS	Page 8-44 FISCHER Type S/J/S	Page 8-45 MAXXFAST Expanding plug	Page 8-45 Expansion shield anchor	Page 8-46 Expansion shield Stainless steel
Page 8-47 Expansion shield anchor, bolt projecting	Page 8-48 Expansion shield anchor, loose bolt	Page 8-49 FISCHER Type M	Page 8-50 FISCHER Type PA 4	Page 8-51 FISCHER Type FSA-S

8

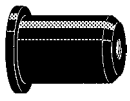 Page 8-52 RAWLPLUG	 Page 8-53 MAXXFAST Hammerset anchor	 Page 8-54 Hammerset anchor	 Page 8-56 SPIT Type SA	 Page 8-57 Installation tool
 Page 8-58 Installation tool SA	 Page 8-58 FISCHER Type FHY	 Page 8-59 Type US/TX	 Page 8-60 Type US	 Page 8-61 Type SK
 Page 8-62 Concrete anchoring screw BT	 Page 8-63 Concrete anchoring screw A4 hexagon BT	 Page 8-64 Concrete anchoring screw BT	 Page 8-64 Concrete anchoring screw BT	 Page 8-65 Anchoring screw TAPH
 Page 8-66 Anchoring screw TAPC	 Page 8-67 Anchoring screw WALLDOG	 Page 8-68 MAXXFAST ThruFast-ThruMaxx	 Page 8-70 Ancher bolt EXA	 Page 8-72 FISCHER Type FBN II
 Page 8-74 Channel anchor FH II	 Page 8-75 SPIT Type FIX 3	 Page 8-76 FIX Z	 Page 8-77 MAXXFAST High performance anchor Promaxx	 Page 8-78 FISCHER Type FAZ II
 Page 8-80 FISCHER Type FH II-B	 Page 8-81 FISCHER Type FH II-S	 Page 8-83 FISCHER Type FZA	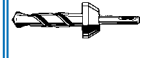 Page 8-84 FISCHER Tool	 Page 8-85 MAXXFAST Chemical fixing
 Page 8-86 FISCHER type FIS A	 Page 8-87 FISCHER Type RG M	 Page 8-88 Rod	 Page 8-88 SPIT Type Maxima	 Page 8-89 FISCHER Setting tool
 Page 8-90 Capsule	 Page 8-91 Injection cartridge	 Page 8-93 Injection tool	 Page 8-94 MAXXFAST Anchoring	 Page 8-95 FISCHER Injection anchor sleeve
Page 8-96 FISCHER Type RG MI	Page 8-97 DIN 529 A Type A	Page 8-98 DIN 529 C Type C	Page 8-99 DIN 529 E Type E	Page 8-99 Hook anchor
Page 8-101 VEMO Type 1551	Page 8-102 VEMO Type 1140	Page 8-103 VEMO Type 1130	Page 8-104 VEMO Type 995G	Page 8-105 VEMO Type 1036

Page 8-106



VEMO Type 2244

Page 8-106

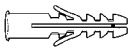

Nylon

Page 8-107



Insulation plug DHM

FABORY

Wall plug UniFast

Plug UniFast / Cheville UniFast

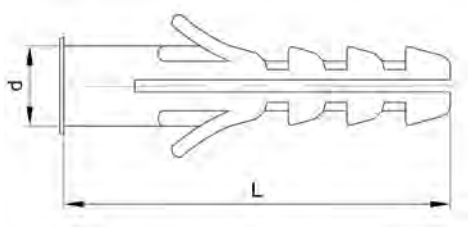

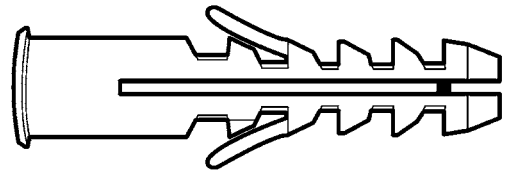

Technical Data

d	5	6	7	8	10	12
Drill depth (min.)	35	40	40	50	60	70
Drill ø	5.00	6.00	7.00	8.00	10.00	12.00
Length (L) (mm)	25	30	30	40	50	60
Application in combination with:						
Chipboard screws	2.5-4	3.5-4	4-4.5	4.5-6	6-8	8-10
Pull-out force for wood screw (kN)						
Brick ≥ Mz12	0.36	0.50	0.64	0.80	0.88	0.90
Concrete ≥ C20/25	0.42	0.64	0.76	0.90	1.80	2.10

30500 **MAXXFAST Wall plug UniFast / MAXXFAST Plug UniFast / MAXXFAST Cheville UniFast** **MF40**

Material Plastic Nylon (polyamide)
Color Grey

MAXXFAST PROFESSIONAL HARDWARE

RoHS

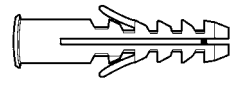

d	✉	Art.number	d	✉	Art.number	d	✉	Art.number
5MM	100	30500.050.001	7MM	100	30500.070.001	10MM	50	30500.100.001
6MM	100	30500.060.001	8MM	100	30500.080.001	12MM	25	30500.120.001

- Full boxes only.

Wall plug

Plug / Cheville

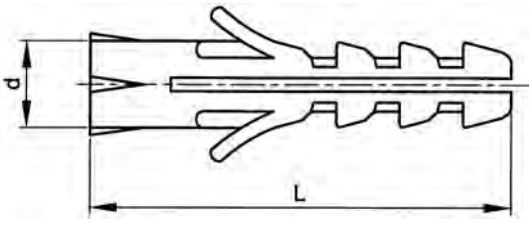

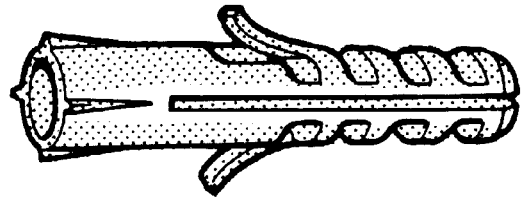

Technical Data

d	4	5	6	7	8	10	12	14
Drill depth (min.)	25	35	40	45	55	70	80	100
Drill ø	4.00	5.00	6.00	7.00	8.00	10.00	12.00	14.00
Length (L) (mm)	20	25	30	37	40	50	60	80
Application in combination with:								
Wood-/hexagon head wood screws ø	2-3	3-4.5	4.5-5	4.5-5.5	5-6	6-8	8-10	10-12



Article groups

Material		Color	Code	Page
Plastic Nylon		Grey	63158	8-5
Plastic Nylon	large pack	Grey	63159	8-5

63158 Wall plug / Plug / Cheville **N05A**

Material Plastic Nylon (polyamide)
Color Grey

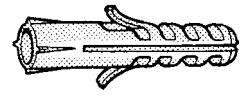

d	✉	Art.number	d	✉	Art.number	d	✉	Art.number
4MM	200	63158.040.001	7MM	100	63158.070.001	12MM	25	63158.120.001
5MM	100	63158.050.001	8MM	100	63158.080.001	14MM	20	63158.140.001
6MM	100	63158.060.001	10MM	50	63158.100.001			

63159 Wall plug / Plug / Cheville **N05A**

Material Plastic Nylon (polyamide)
Color Grey

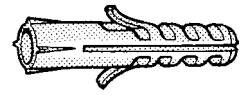

d	✉	Art.number	d	✉	Art.number	d	✉	Art.number
5MM	1.000	63159.050.001	8MM	250	63159.080.001	12MM	100	63159.120.001
6MM	500	63159.060.001	10MM	200	63159.100.001			

FABORY

Wall plugs Duopower

Muurplug Duopower / Cheville Duopower



Technical Data

d	5	6	8	10	12	14
Drill depth (min.)	35	40	75	80	70	70
Drill ø	5.00	6.00	8.00	10.00	12.00	14.00
Material thickness (min.)	12.5	12.5	12.5	12.5	12.5	12.5
Type no.	-	-	-	-	-	0.40
Wood or chipboard screws	4	5	6	8	12	-
Brick Mz12	0.25	0.4	0.69	1.45	1.35	1.35
Cellular concrete PB2. PP2 (G2)	0.05	0.06	0.10	0.30	0.35	0.35
Cellular concrete PB4. PP4 (G4)	0.2	0.3	0.60	1.10	1.45	1.45
Concrete C20/25	0.3	0.8	2.30	4.20	5.30	5.30
Hollow sandlime brick KSL12	0.27	0.5	0.7	2.00	14	14
Plasterboard 12.5mm	0.09	0.12	0.15	0.15	-	-
Plasterboard ≥ 2x12.5mm	0.1	0.12	0.17	0.23	-	-
Sandlime brick KS12	0.42	0.8	1	2.00	1.50	1.50
Ventilation stone Hlz12	0.1	0.15	0.4	0.40	0.40	12

LOADS

DUOPOWER

Highest recommended loads[1] for a single anchor.

The given loads are valid for wood screws acc. DIN 571 with the specified diameters

Type			DUOPOWER 5x25	DUOPOWER 6x30	DUOPOWER 8x40	DUOPOWER 10x50
Screw diameter	**d**	**[mm]**	**5**	**6**	**8**	**10**
Min. edge distance in concrete	c_{min}	[mm]	30	35	50	65
Recommended loads in the respective base material F_{rec} [3]						
Concrete	≥ C20/25	[kN]	0,30	0,80	0,90	2,00
Solid brick	**≥ Mz 12**	**[kN]**	**0,25**	**0,40**	**0,45**	**1,00**
Solid sand-lime brick	≥ KS 12	[kN]	0,42	0,80	0,90	1,85
Aerated concrete	**≥ PB2, PP2 (G2)**	**[kN]**	**0,05**	**0,06**	**0,08**	**0,15**
Aerated concrete	≥ PB4, PP4 (G4)	[kN]	0,20	0,30	0,30	0,45
Vertically perforated brick	**≥ Hlz 12 (ρ ≥ 0,9 kg/dm³)**	**[kN]**	**0,10**	**0,15**	**0,20**	**0,25**
Perforated sand-lime brick	≥ KSL 12 (ρ ≥ 1,6 kg/dm³)	[kN]	0,27	0,50	0,50	0,60
Plaster wall	**ρ ≥ 0,8 kg/dm³**	**[kN]**	**0,09**	**0,15**	**0,20**	**0,27**
Gypsum fibreboard	12,5 mm	[kN]	0,17	0,30	0,30	0,35[2]
Gypsum plasterboard	**12,5 mm**	**[kN]**	**0,09**	**0,12**	**0,15**	**0,15[2]**
Gypsum plasterboard	2 x 12,5 mm	[kN]	0,10	0,12	0,17	0,23
Multiform Ferrite Typ FH		**[kN]**	**0,15**	**0,18**	**0,20**	**0,20**
Tramezza Doppio UNI 19		[kN]	0,10	0,10	0,12	0,16

[1] Including safety factor γ = 3.
[2] Valid for tensile load, shear load and oblique load under any angle.
[3] Edge and axial spacing ≥ 4 cm.

LOADS

DUOPOWER

Highest recommended loads[1] for a single anchor.

The given loads are valid for screws with the specified diameter.

Type			DUOPOWER 5x25	DUOPOWER 6x30	DUOPOWER 8x40	DUOPOWER 10x50
Screw diameter	**d**	**[mm]**	**4,5[4]**	**4,5[4]**	**6[4]**	**7[4]**
Min. edge distance in concrete	c_{min}	[mm]	30	35	50	65
Recommended loads in the respective base material F_{rec} [3]						
Concrete	≥ C20/25	[kN]	0,25	0,50	0,71	1,70
Solid brick	**≥ Mz 12**	**[kN]**	**0,15**	**0,20**	**0,25**	**0,70**
Aerated concrete	≥ PB2, PP2 (G2)	[kN]	0,05	0,06	0,08	0,15
Vertically perforated brick	**≥ Hlz 12 (ρ ≥ 0,9 kg/dm³)**	**[kN]**	**0,10**	**0,15**	**0,20**	**0,43**
Gypsum plasterboard	12,5 mm	[kN]	0,07	0,12	0,15	0,15

[1] Including safety factor γ = 3.
[2] Valid for tensile load, shear load and oblique load under any angle.
[3] Edge and axial spacing ≥ 4 cm.
[4] Wire diameter

8

63280 **FISCHER Wall plugs Duopower / FISCHER Muurplug Duopower / FISCHER Cheville Duopower** **N03A**

Material Plastic Nylon



d x L	✉	Art.number	d x L	✉	Art.number	d x L	✉	Art.number
5X25	100	63280.050.025	8X40	100	63280.080.040			
			8X65	50	63280.080.065	12X60	25	63280.120.060
6X30	100	63280.060.030						
6X50	100	63280.060.050	10X50	50	63280.100.050	14X70	20	63280.140.070
			10X80	25	63280.100.080			

FABORY

Wall plug type S

Plug type S / Cheville type S

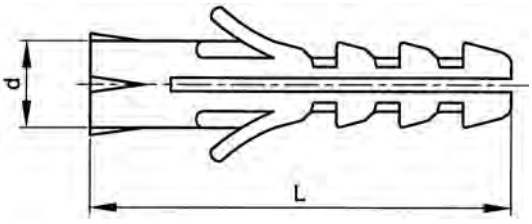

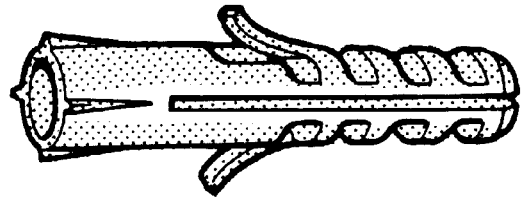

Technical Data

Type	S4	S5	S6	S7	S8	S10	S12	S14	S16	S20
Diameter (mm)	4	5	6	7	8	10	12	14	16	20
Drill depth (min.)	25	35	40	40	55	70	80	90	100	120
Drill ø	4.00	5.00	6.00	7.00	8.00	10.00	12.00	14.00	16.00	20.00
Length (L) (mm)	20	25	30	30	40	50	60	75	80	90
Application in combination with:										
Wood or chipboard screws	2-**3**	3-**4**	4-**5**	4-**5.5**	4.5-**6**	6-**8**	8-**10**	10-**12**	**12 -1/2"**	**16**
Allowable load (kN)										
Brick ≥ Mz12	0.14	0.24	0.28	-	0.50	-	-	-	-	-
Cellular concrete ≥ PB4. PP4 (G4)	-	-	0.05	-	0.07	0.16	0.28	0.40	-	-
Concrete ≥ C20/25	0.16	0.28	0.40	-	0.60	1.10	1.50	1.85	2.26	3.88
Sandlime brick ≥ KS12	0.14	0.24	0.28	-	0.55	-	-	-	-	-



- Allowable load in kN at the largest possible screw diameter, (values in bold print), and a correct mounting of the wall plug in a supporting surface.
- Allowable load includes the safety factor 7.

Article groups

Material		Color	Code	Page
Plastic Nylon		Grey	63100	8-8
Plastic Nylon	large pack	Grey	63110	8-8

63100 **FISCHER Wall plug type S / FISCHER Plug type S / FISCHER Cheville type S** **N01A**

Material Plastic Nylon (polyamide)
Color Grey

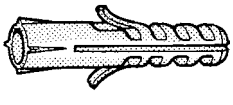

Type	✉	Art.number	Type	✉	Art.number	Type	✉	Art.number
S 4	200	63100.040.001	S 8	100	63100.080.001	S 14	20	63100.140.001
S 5	100	63100.050.001	S 10	50	63100.100.001	S 16	10	63100.160.001
S 6	100	63100.060.001	S 12	25	63100.120.001	S 20	5	63100.200.001
S 7	100	63100.070.001						

63110 **FISCHER Wall plug type S / FISCHER Plug type S / FISCHER Cheville type S** **N01A**

Material Plastic Nylon (polyamide)
Color Grey

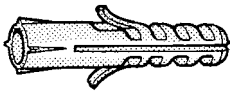

Type	✉	Art.number	Type	✉	Art.number	Type	✉	Art.number
S 5	1.000	63110.050.001	S 6	500	63110.060.001	S 8	250	63110.080.001

8

Assortment box wall plugs

Assortimentkoffer pluggen / Assortiment chevilles





Article groups

Material	Code	Page
Plastic	63151	8-9
Plastic	63150	8-9

63151 **FISCHER Assortment box wall plugs / FISCHER Assortimentkoffer pluggen / FISCHER Assortiment chevilles** **N03A**

Material Plastic



Type	✉	Art.number
REDBOX 5/6/8/10	1	63151.001.770



63150 **FISCHER Assortment box wall plugs / FISCHER Assortimentkoffer pluggen / FISCHER Assortiment chevilles** **N03B**

Material Plastic



Type	✉	Art.number	
BOX S-5/6/8	1	63150.568.001	Packed in a red plastic box with transparent window Content: • 100 nylon wall plugs type S 5 • 100 nylon wall plugs type S 6 • 100 nylon wall plugs type S 8



8

FABORY

Wall plug type MS

Plug type MS / Chevillle type MS

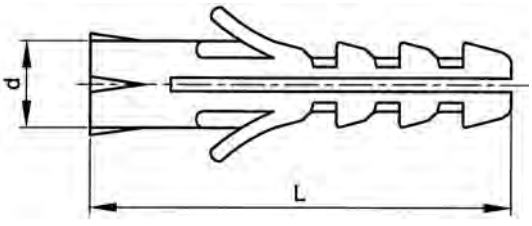

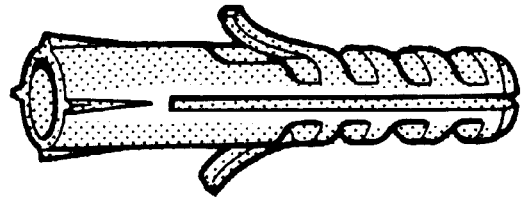

Technical Data

Type	M6-S	M8-S	M10-S	M12-S
Diameter (mm)	8	10	14	16
Drill depth (min.)	55	70	90	100
Drill ø	8.00	10.00	14.00	16.00
Length (L) (mm)	40	50	70	80
Allowable load (kN)				
Brick Mz12	0.24	0.33	0.46	0.79
Concrete ≥ C20/25	0.30	0.54	0.66	1.06
Sandlime brick ≥ KS12	0.24	0.33	0.43	0.71

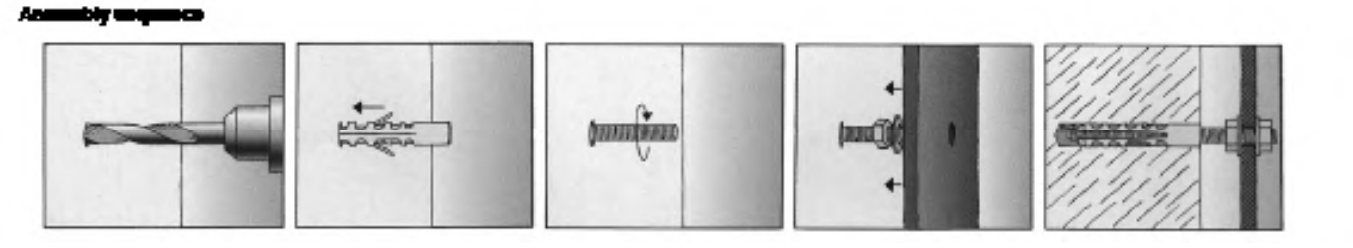

8

- Wall plug type MS is applicable with metric threaded fasteners.
- Allowable load includes the safety factor 7.

63160 **FISCHER Wall plug type MS / FISCHER Plug type MS / FISCHER Chevillle type MS** **N03B**

Thread Metric thread
Material Plastic Nylon (polyamide)
Color Beige

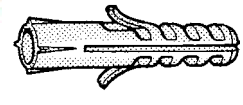

Type	✉	Art.number	Type	✉	Art.number	Type	✉	Art.number
M6 S	100	63160.060.001	M10 S	20	63160.100.001	M12 S	10	63160.120.001
M8 S	50	63160.080.001						

Wall plug MultiFast

Plug MultiFast / Cheville MultiFast

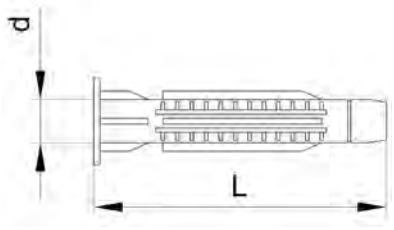

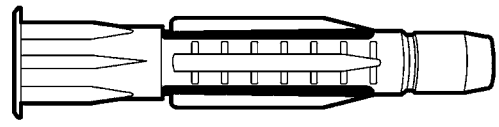

Technical Data

d	6	8	10
Drill depth (min.)	45	60	70
Drill ø	6.00	8.00	10.00
Length (L) (mm)	35	50	60
Application in combination with:			
Chipboard screws	4	4.5	5
Pull-out force for wood screw (kN)			
Brick ≥ Mz12	0.20	0.32	0.38
Concrete ≥ C20/25	0.65	0.80	0.95

30502 **MAXXFAST Wall plug MultiFast / MAXXFAST Plug MultiFast / MAXXFAST Cheville MultiFast** **MF50**

Material Plastic Nylon (polyamide)
Color Grey

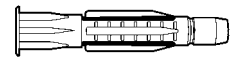

d	✉	Art.number	d	✉	Art.number	d	✉	Art.number
6MM	100	30502.060.001	8MM	100	30502.080.001	10MM	50	30502.100.001

- Full boxes only.

FABORY

Wall plug type SX

Plug type SX / Cheville type SX

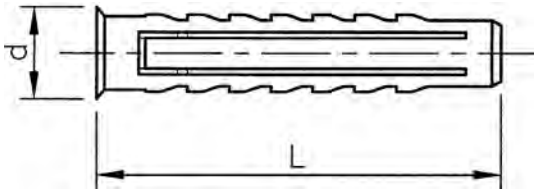



Technical Data

Type	SX 4	SX 5	SX 6	SX 6-L	SX 8	SX 8-L	SX 10	SX 12	SX 14	SX 16
Diameter (mm)	4	5	6	6	8	8	10	12	14	16
Drill depth (min.)	25	35	40	60	50	75	70	80	90	100
Drill ø	4.00	5.00	6.00	6.00	8.00	8.00	10.00	12.00	14.00	16.00
Length (L) (mm)	20	25	30	50	40	65	50	60	70	80
Application in combination with:										
Chipboard screws	2-**3**	3-**4**	4-**5**	4-**5**	4.5-**6**	4.5-**6**	6-**8**	8-**10**	10-**12**	12-**1/2”**
Allowable load (kN)										
Brick ≥ Mz12	-	0.23	0.31	0.31	0.59	0.59	0.64	0.71	0.8	0.8
Cellular concrete ≥ G2	-	0.03	0.03	0.03	0.04	0.04	0.09	0.14	0.31	0.31
Cellular concrete ≥ G4	-	0.09	0.09	0.09	0.14	0.14	0.29	0.44	0.49	0.49
Concrete ≥ C20/25	-	0.29	0.7	0.7	0.71	0.71	1.21	1.71	2.01	2.01
Hollow sandlime brick KSL12	-	0.17	0.3	0.3	0.33	0.33	0.29	0.35	0.31	0.31
Sandlime brick ≥ KS12	-	0.29	0.5	0.5	0.6	0.6	1.21	1.71	2.01	2.01
Ventilation stone ≥ Hlz12. ρ ≥ 1.0 kg/dm³	-	0.07	0.07	0.07	0.17	0.17	0.17	0.26	0.44	0.44

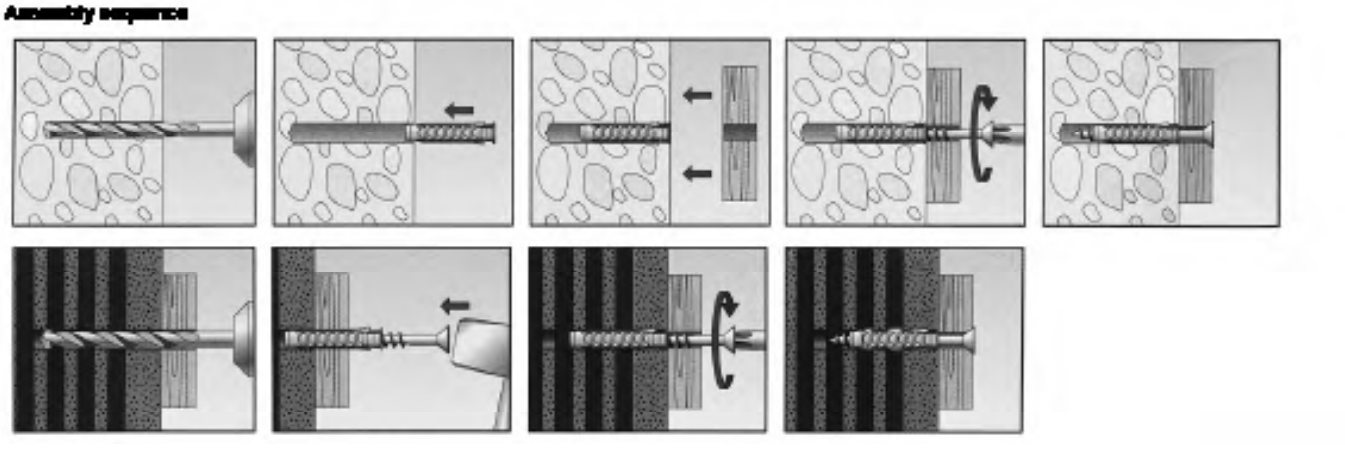

- Allowable load in kN at the largest possible screw diameter, (values in bold print), and a correct mounting of the wall plug in a supporting surface.
- When using chipboard screws, the values should be reduced by 30%.
- Because of the possible variation in joint quality, the values apply only to fixing operations in brick.

Article groups

Material		Color	Code	Page
Plastic Nylon	SX	Grey	63120	8-12
Plastic Nylon	SX-L	Grey	63121	8-13

63120 FISCHER Wall plug type SX / FISCHER Plug type SX / FISCHER Cheville type SX **N01A**

Material Plastic Nylon (polyamide)
Color Grey

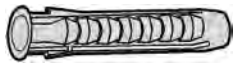

Type	✉	Art.number	Type	✉	Art.number	Type	✉	Art.number
SX4	200	63120.040.001	SX8	100	63120.080.001	SX14	20	63120.140.001
SX5	100	63120.050.001	SX10	50	63120.100.001	SX16	10	63120.160.001
SX6	100	63120.060.001	SX12	25	63120.120.001			

63121 **FISCHER Wall plug type SX / FISCHER Plug type SX / FISCHER Cheville type SX** **N01A**

Material Plastic Nylon (polyamide)
Color Grey

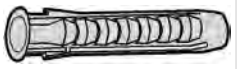

Type	✉	Art.number	Type	✉	Art.number
SXL6	100	63121.060.002	SXL8	50	63121.080.002

Wall plug 4Fast

Plug 4Fast / Cheville 4Fast

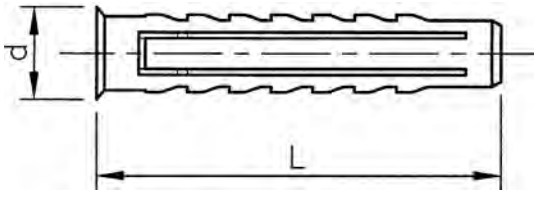

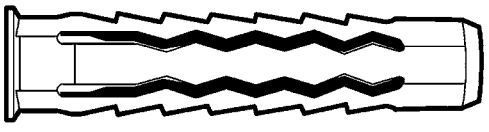

Technical Data

d	5	6	8	10	12
Drill depth (min.)	30	50	50	60	70
Drill ø	5.00	6.00	8.00	10.00	12.00
Length (L) (mm)	25	30	40	50	60
Application in combination with:					
Chipboard screws	4	4.5	5	6	10
Pull-out force for wood screw (kN)					
Brick ≥ Mz12	0.46	0.90	1.00	1.10	1.20
Concrete ≥ C20/25	0.80	1.10	1.20	1.86	2.60

30505 **MAXXFAST Wall plug 4Fast / MAXXFAST Plug 4Fast / MAXXFAST Cheville 4Fast** **MF40**

Material Plastic Nylon (polyamide)
Color Grey

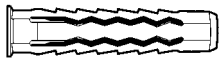

d	✉	Art.number	d	✉	Art.number	d	✉	Art.number
5MM	100	30505.050.001	8MM	100	30505.080.001	12MM	25	30505.120.001
6MM	100	30505.060.001	10MM	50	30505.100.001			

- Full boxes only.

8

FABORY

Plug universal UX/UX-R

Muurplug universeel UX/UX-R / Cheville universelle UX/UX-R

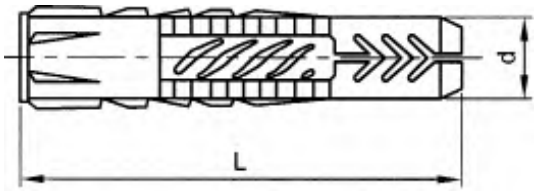



Technical Data

Type	UX (R) 6	UX (R) 8	UX (R) 10	UX 12	UX 14
Drill depth (min.)	45	60	75	85	95
Drill ø	6.00	8.00	10.00	12.00	14.00
Length (L) (mm)	35	50	60	70	75
Material thickness (min.)	9.5	9.5	12.5	-	-
Application in combination with:					
Wood or chipboard screws	4-**5**	4.5-**6**	6-**8**	8-**10**	10-**12**
Allowable load (kN)					
Brick ≥ Mz12	0.2	0.3	0.5	0.7	0.8
Cellular concrete ≥ PB4. PP4 (G4)	0.2	0.3	0.4	0.6	0.7
Hollow sandlime brick KSL12	0.4	0.5	0.6	0.8	0.8
Plasterboard 12.5mm	0.1	0.1	0.1	-	-
Plasterboard ≥ 2x12.5mm	0.15	0.15	0.15	-	-
Ventilation stone Hlz12	0.2	0.2	0.2	0.3	4

- Allowable load in kN at the largest possible screw diameter, (values in bold print), and a correct mounting of the wall plug in a supporting surface.
- Allowable load includes the safety factor 7.

Article groups

Material		Code	Page
Plastic	UX	63276	8-14
Plastic	UX-R	63277	8-14

8

63276 **FISCHER Plug universal UX/UX-R / FISCHER Muurplug universeel UX/UX-R / FISCHER Cheville universelle UX/UX-R** **N03A**

Material Plastic



Type	✉	Art.number	Type	✉	Art.number	Type	✉	Art.number
UX 6	100	63276.060.001	UX 10	50	63276.100.001	UX 14	20	63276.140.001
UX 8	100	63276.080.001	UX 12	25	63276.120.001			

63277 **FISCHER Plug universal UX/UX-R / FISCHER Muurplug universeel UX/UX-R / FISCHER Cheville universelle UX/UX-R** **N03A**

Material Plastic

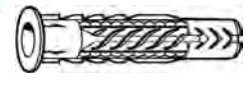

Type	✉	Art.number	Type	✉	Art.number	Type	✉	Art.number
6 UX-R	100	63277.060.001	8 UX-R	100	63277.080.001	10 UX-R	50	63277.100.001

Universal fixing

Universeelplug / Cheville universelle

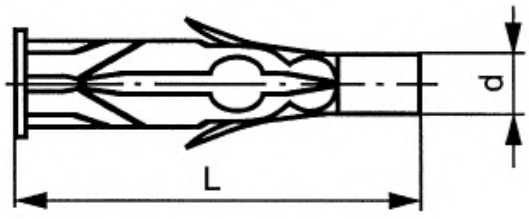

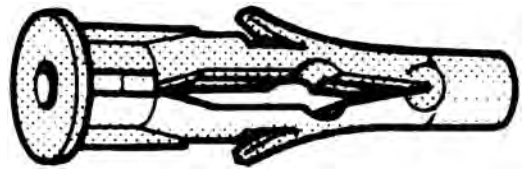

Technical Data

Type	FU 6x35	FU 6x45	FU 8x50	FU 10x60
Diameter (mm)	6	6	8	10
Drill depth (min.)	45	55	60	70
Drill ø	6.00	6.00	8.00	10.00
Length (L) (mm)	35	45	50	60
Material thickness (min.)	6	6	6	6
Application in combination with:				
Wood or chipboard screws	3-**3.5**	3-**3.5**	4-**4.5**	5-**6**
Pull-out force for wood screw/				
Brick Mz12	0.26	0.26	0.50	0.78
Cellular concrete PB2. PP2 (G2)	0.03	0.03	0.09	0.13
Cellular concrete PB4. PP4 (G4)	0.13	0.13	0.22	0.27
Concrete C20/25	0.28	0.28	0.57	0.86
Plasterboard 10mm	-/0.4	-/0.4	-/0.45	-/0.45
Pumice grit V2	0.10	0.10	0.21	0.22
Sandlime brick KS12	0.25	0.25	0.50	0.78

Assembly sequence



- Allowable load in kN at the largest possible screw diameter, (values in bold print), and a correct mounting of the wall plug in a supporting surface.
- Allowable load includes the safety factor 7.

63270 FISCHER Universal fixing / FISCHER Universeelplug / FISCHER Cheville universelle N03A

Material Plastic Nylon (polyamide)
Color Grey



Type	✉	Art.number	Type	✉	Art.number	Type	✉	Art.number
FU 6X35	50	63270.060.035	FU 8X50	50	63270.080.050	FU 10X60	25	63270.100.060
FU 6X45	50	63270.060.045						

FABORY

MAXXFAST Cavity fixing

MAXXFAST Holle wandplug / Cheville pour corps creux MAXXFAST

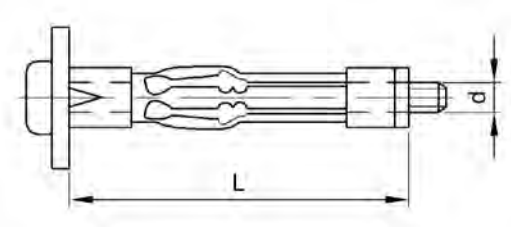



Technical Data

d x L	Cavity depth (min.)	Drill ø	Pull-out force (N)	Screw length	Thickness of the fixture
M4x21	26	8.00	-	28	1-4
M4x34	39	8.00	-	41	3-9
M4x40	46	8.00	300	47	8-15
M4x47	53	8.00	300	54	16-21
M4x60	66	8.00	500	67	32-38
M5x37	46	10.00	250	43.5	5-13
M5x53	59	10.00	500	60	5-16
M5x66	72	10.00	900	74	16-32
M5x81	89	10.00	900	89	32-45
M6x37	46	12.00	200	45	5-13
M6x53	59	12.00	300	60	5-16
M6x66	72	12.00	800	74	16-32
M6x81	89	12.00	800	88	32-45

- Pull-out force for maximum plasterboard thickness.

30537 MAXXFAST Cavity fixing / MAXXFAST Holle wandplug / MAXXFAST Cheville pour corps creux **MF4A**

Thread Metric thread
Material Steel
Surface treatment Zinc plated



d x L	✉	Art.number	d x L	✉	Art.number	d x L	✉	Art.number
M4X21	50	30537.040.021	M4X60	50	30537.040.059	M6X37	50	30537.060.037
M4X34	50	30537.040.032	M5X37	50	30537.050.037	M6X53	50	30537.060.052
M4X40	50	30537.040.038	M5X53	50	30537.050.052	M6X66	50	30537.060.065
M4X47	50	30537.040.046	M5X66	50	30537.050.065	M6X81	50	30537.060.080

Cavity fixing

Holle wandplug / Cheville pour corps creux

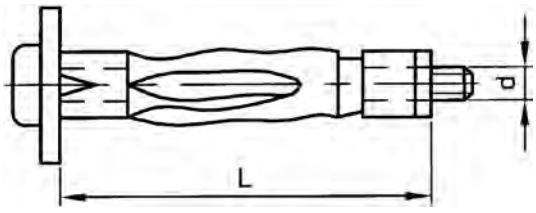

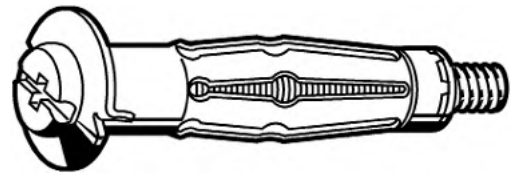

Technical Data

Type	Diameter (d-D)	Drill depth (min.)	Drill ø	Length (L) (mm)	Material thickness (max.)	Screw size	Structural part thickness (max.)
HM 4x32	M4	42	8.00	32	3-13	M4	-
HM 4x32 S	M4	40	8.00	32	3-13	M4X40	15-25
HM 4x45 S	M4	55	8.00	45	16-23	M4x52	12-21
HM 4x46 S	M4	56	8.00	46	5-18	M4x52	23
HM 4x60 S	M4	60	8.00	60	31-40	M4X65	12-21
HM 5x37 S	M5	45	10.00	37	6-15	M5X45	8-17
HM 5x52 S	M5	58	10.00	52	7-21	M5X58	10-24
HM 5x65 S	M5	71	10.00	65	20-34	M5X71	12-26
HM 6x37	M6	47	12.00	37	6-15	M6	-
HM 6x37 S	M6	45	12.00	37	6-15	M6X45	12-21
HM 6x52 S	M6	58	12.00	52	7-21	M6X58	14-28
HM 6x65 S	M6	70	12.00	65	20-34	M6X70	≤ 24
HM 6x80	M6	90	12.00	80	38-50	M6	-
HM 6x80 S	M6	88	12.00	80	32-50	M6X88	16-34
HM 8x55 SS	M8	60	12.00	55	10-21	M8X60	≤ 24

- HM4x32/ HM5x37/ HM6x37/ HM6x80 delivered without screw.
- HM8x55SS With hexagon head screw. Assembly only by using professional nippers HM Z 1.

Assembly sequence



63240 **FISCHER Cavity fixing / FISCHER Holle wandplug / FISCHER Cheville pour corps creux** **N03A**

Thread Metric thread
Material Steel
Surface treatment Zinc plated

fischer innovative solutions

RoHS

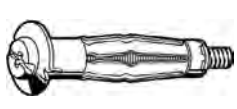

Type	✉	Art.number	Type	✉	Art.number	Type	✉	Art.number
HM4X32S	50	63240.040.132	HM5X37S	50	63240.050.137	HM6X52S	50	63240.060.152
HM4X45S	50	63240.040.145	HM5X52S	50	63240.050.152	HM6X65S	50	63240.060.165
HM4X54S	50	63240.040.154	HM5X65S	50	63240.050.165	HM6X80S	50	63240.060.180
HM4X60S	50	63240.040.160	HM6X37S	50	63240.060.137	HM8X55S	50	63240.080.155

FABORY

Screw anchor

Schroefanker / Cheville

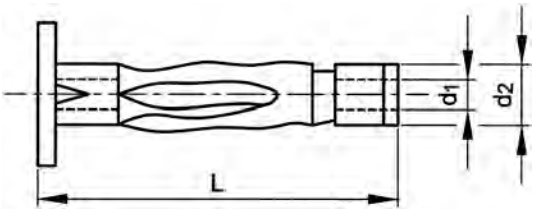

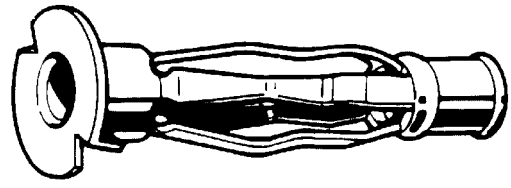

Technical Data

Type	d_1	d_2	Drill ø	Grip range	Length (L) (mm)	Screw length (min.)	Type
40S4SV	M4	6.7	8.00	8 - 15	39.5	47	40S4SV
40SL4SV	M4	6.7	8.00	16-21	46.5	54	40SL4SV
40XL4SV	M4	6.7	8.00	32-38	60	67	40XL4SV
6E5SV	M5	8.8	10.00	5-13	37	43.5	6E5SV
6S5SV	M5	8.8	10.00	5-16	53	60	6S5SV
6SL5SV	M5	8.8	10.00	16-32	64	74	6SL5SV
8E6SV	M6	10	12.00	5-13	37	45	8E6SV
8S6SV	M6	10	12.00	5-16	53	60	8S6SV
8SL6SV	M6	10	12.00	16-32	65.5	74	8SL67SV

- Special features of MOLLY screw anchors:
- Idealy suited for cavety materials e.g. walls, building bricks, soft materials e.g. plasterboard, wood, chipboard, etc.
- Blind installation from one side with a screwdriver and key type MJ68 or handplier type BT2000.
- Permanent anchoring which can be used unlimitedly.
- Provided with pointed hooks preventing turning.
- Large contact area by spreaded wings.

65110 **Screw anchor / Schroefanker / Cheville** **N07C**

Thread Metric thread
Material Steel
Surface treatment Zinc plated

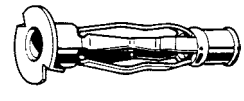

Type = d_1 x L	✉	Art.number	Type = d_1 x L	✉	Art.number	Type = d_1 x L	✉	Art.number
40 S 4SV=M4X33	100	65110.040.033	6 E 5SV=M5X36	100	65110.050.036	8 E 6SV=M6X37	100	65110.060.034
40 SL 4SV=M4X46	100	65110.040.046	6 S 5SV=M5X50	100	65110.050.050	8 S 6SV=M6X53	100	65110.060.050
40XL 4SV=M4X59	100	65110.040.059	6 SL 5SV=M5X64	100	65110.050.075	8 SL 6SV=M6X65,5	100	65110.060.075

Cavity fixing installation tool

Holle wandplug gereedschap / Pince pour cheville

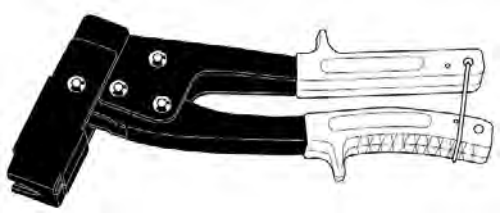

30539 **MAXXFAST Cavity fixing installation tool / MAXXFAST Holle wandplug gereedschap / MAXXFAST Pince pour cheville** **MFNA**



Type	✉	Art.number
HA-FAST	1	30539.000.005

63248 **FISCHER Cavity fixing installation tool / FISCHER Holle wandplug gereedschap / FISCHER Pince pour cheville HM/HM-S** **N03A**



Type	✉	Art.number		
HMZ 2	1	63248.000.100	• DIY nipper • Suitable for the installation of FISCHER cavity fixings	
HMZ 1	1	63248.000.105	• Professional nipper • Suitable for the installation of FISCHER cavity fixings	

8

FABORY

Hand plier

Handtang voor schroefankers / Pince manuelle

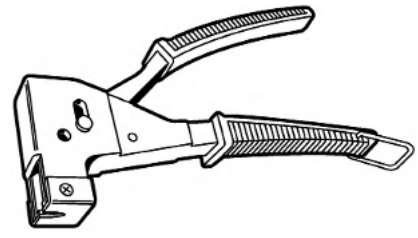

65210	Hand plier / Handtang voor schroefankers / Pince manuelle	N07C



Assembly sequence

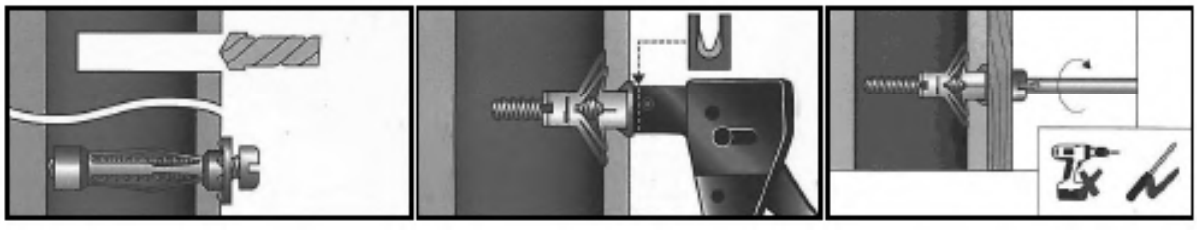

Type	✉	Art.number
MT 2000	1	65210.001.775

8

Plasterboard fixing

Gipsplaatplug / Cheville à visser pour plaque de platre

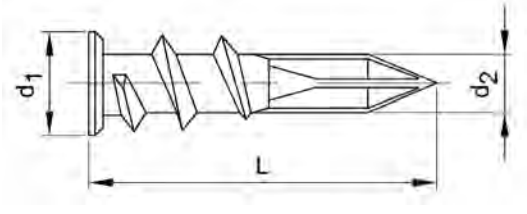

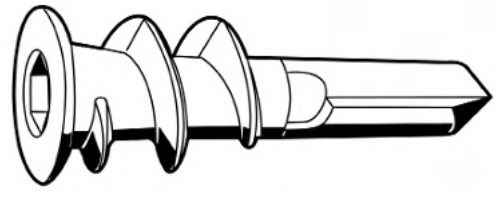

Technical Data

d_1 x L	Cavity depth (min.)	d_2	Material thickness	No. cross recess	Screw size
15x33	30	6	9-16	2	4.5x35
13x37	25	6	9-16	2	4.2x50
13x32	25	6	9-16	2	4.2x32

Article groups

Driving features	Material	Surface treatment	Code	Page
Phillips	Plastic Nylon		30530	8-21
Phillips	Zamac	ZPL	30531	8-21
Phillips	Zamac 3		30532	8-21

30530 **MAXXFAST Plasterboard fixing / MAXXFAST Gipsplaatplug / MAXXFAST Cheville à visser pour plaque de platre** **MF4A**

Material Plastic Nylon (polyamide)



d_1 x L	✉	Art.number
15X33MM	50	30530.120.001

Screw not included in delivery.

30531 **MAXXFAST Plasterboard fixing / MAXXFAST Gipsplaatplug / MAXXFAST Cheville à visser pour plaque de platre** **MF4A**

Material Zamac
Surface treatment Zinc plated



d_1 x L	✉	Art.number
13X32MM	50	30531.015.029

30532 **MAXXFAST Plasterboard fixing / MAXXFAST Gipsplaatplug / MAXXFAST Cheville à visser pour plaque de platre** **MF4A**

Material Zamac 3



d_1 x L	✉	Art.number
13X37MM	50	30532.060.037

Screw not included in delivery.

Self-drilling anchor for plasterboard

Zelfborend anker voor gipskartonplaten / Cheville autoperceuse pour plaque de platre

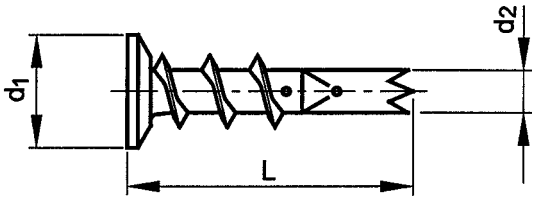

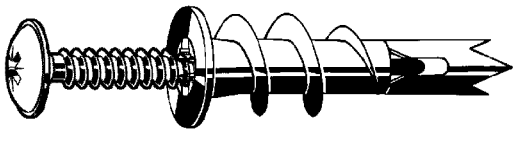

Technical Data

Type	TP 12	TP 12-PLUS	TF 27
Shear strength min. (kN)	0.18	0.28	0.18
Allowable load (kN)	0.06	0.12	0.06
d_1	14	16	14
d_2	8	15.5	8
Grip range	0-12	0-12	12-27
Length (L) (mm)	31	39	31
Material thickness (min.)	10	10-13	10
No. Pozidriv (Z)	2	2	2
Screw size	4.5x35	4.5x45	4.5x50

Assembly sequence



FABORY

70880	SPIT Self-drilling anchor for plasterboard / SPIT Zelfborend anker voor gipskartonplaten / SPIT Cheville autoperceuse pour plaque de platre	N15A

Material Zamac 3
Surface treatment Zinc plated

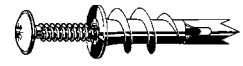

Type	✉	Art.number	Type	✉	Art.number
TP 12	100	70880.120.001	TF 27	100	70880.270.001

- DRIVA self-drilling anchors are made of Zamac 3 (zinc alloy), type TP 12 with zinc plated screws for back panels and type TF 27 with zinc plated countersunk screw.
- The named values are successively applicable for plasterboard 10 mm, plasterboard 13 mm and cellular concrete (6 mm pre-drill).
- The Allowable load (Nrec/Vrec) Includes the safety factor of 5 on the ultimate load.

Plasterboard fixing

Gipsplaatplug / Cheville à visser pour plaque de platre



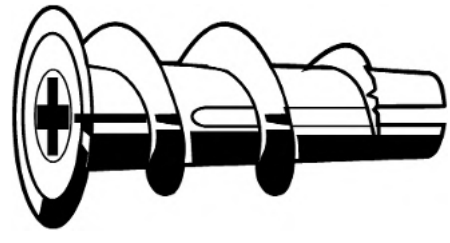

Technical Data

Type	GK	GKS
Cavity depth (min.)	25	25
Length (L) (mm)	22	22
Useful length	-	13
Application in combination with:		
Screw ø	4-5	4.5x35
Allowable load (kN)		
Plasterboard 9.5mm	0.07	0.07
Plasterboard 12.5mm	0.08	0.08
Plasterboard ≥ 2x12.5mm	0.11	0.11

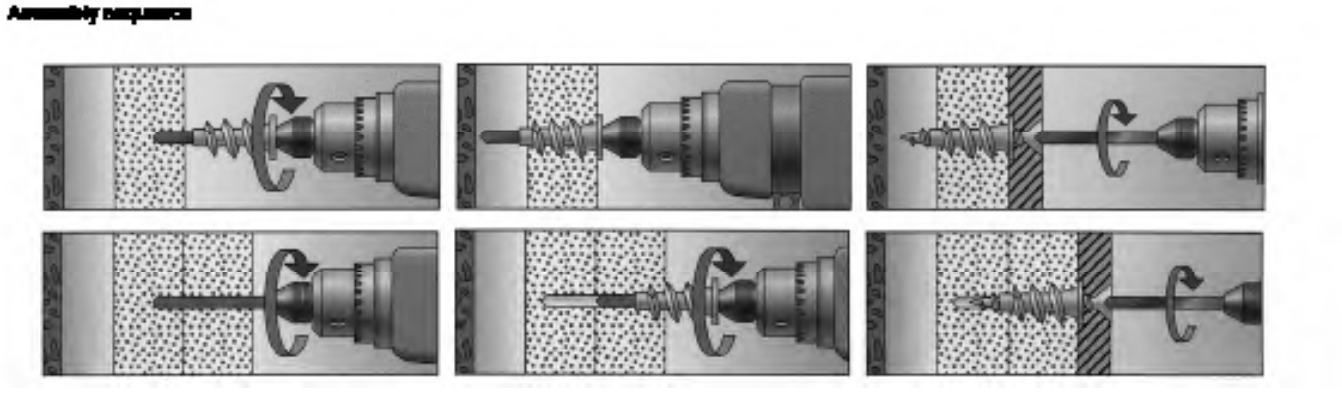

- GKS Supplied with installation tool and plasterboard screws.
- GK Min. screw length = length of plug 22 mm + thickness of building component.
- Allowable loads in kN are valid for chipboard screws with specified diameters.

63261	FISCHER Plasterboard fixing / FISCHER Gipsplaatplug / FISCHER Cheville à visser pour plaque de platre	N03A

Material Plastic Nylon (polyamide)
Color Grey

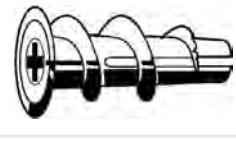

Type	✉	Art.number	Type	✉	Art.number
GK 4,0X35	100	63261.040.035	GKS 4,5X35	50	63261.045.035

8

Aircrete anchor

Gasbetonplug / Cheville pour béton cellulaire

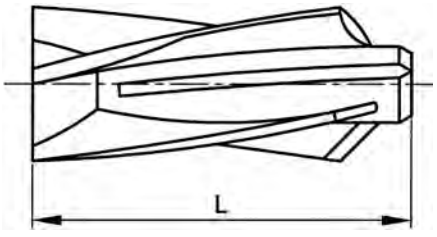

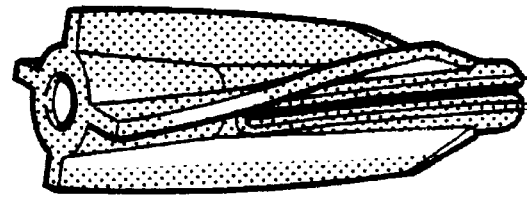

Technical Data

Type	GB8	GB10	GB14
Drill depth (min.)	60	65	90
Drill ø	8.00	10.00	14.00
Length (L) (mm)	50	55	75
Application in combination with:			
Screw ø	5	7	10
Allowable load (kN)			
Cellular concrete ≥ P3.3 (GB3.3)	0.3	0.5	0.8
Cellular concrete ≥ P4.4 (GB4.4)	0.4	0.6	0.9
Cellular concrete ≥ PB2. PP2 (G2)	0.20	0.25	0.40
Cellular concrete ≥ PB3.3 (GB3.3)*	0.3	0.5	0.3
Cellular concrete ≥ PB4. PP4 (G4)	0.4	0.6	0.9

Assembly sequence

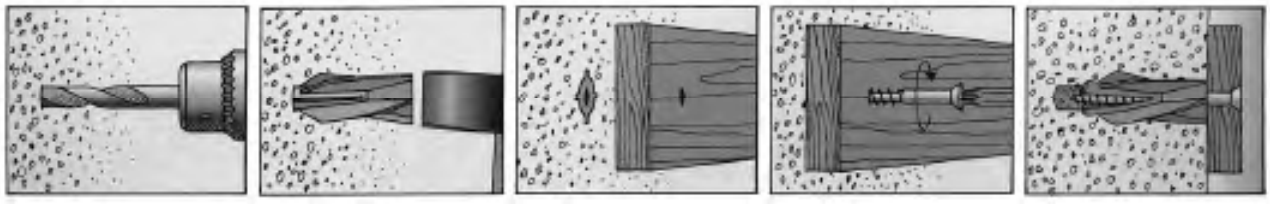

* Tensile zone of cellular concrete roof- and ceiling panels acc. DIN 4223
- Allowable loads are valid for Fischer safety screws.
- For the design the complete approval has to be considered.

63300 FISCHER Aircrete anchor / FISCHER Gasbetonplug / FISCHER Cheville pour béton cellulaire N03B

Material Plastic Nylon (polyamide)
Color Grey

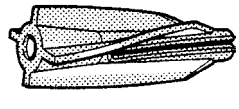

Type	✉	Art.number	Type	✉	Art.number	Type	✉	Art.number
GB 8	25	63300.080.001	GB 10	20	63300.100.001	GB 14	10	63300.140.001

FABORY

Turbo anchor FTP steel

Turbo cellenbetonanker FTP metaal / Cheville Turbo FTP acier pour carreaux de platre

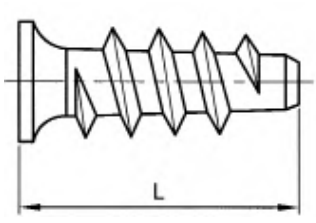

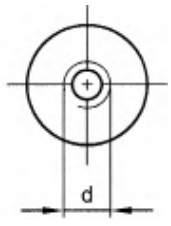



Technical Data

Type	M6	M8	M10
Depth of drilled hole to deepest point	60	70	80
Drill ø	8 - (10)	10 - (12)	12 - (14)
Length (L) (mm)	50	60	70
Screw-in depth (max.)	20	25	30
Application in combination with:			
Screw ø	M6	M8	M10
Allowable load (kN)			
Cellular concrete PB2. PP2 (≥ 2.5 N/mm$_2$)	0.30	0.45	0.60
Cellular concrete PB4. PP4 (≥ 5.0 N/mm$_2$)	0.50	0.65	0.70
Cellular concrete PB6. PP6 (≥ 7.5 N/mm$_2$)	0.7	0.8	0.9
Plasterboard	-	0.45	0.65

- Allowable loads in kN are valid for screws with specified diameters.
- Allowable load includes the safety factor 5.
- Drill ø; values between brackets applied to cellular concrete class ≥ 5,0 N/mm^2.

63309 **FISCHER Turbo anchor FTP steel / FISCHER Turbo cellenbetonanker FTP metaal / FISCHER Cheville Turbo FTP acier pour carreaux de platre** **N03A**

Material Steel
Surface treatment Plain



Type	✉	Art.number	Type	✉	Art.number	Type	✉	Art.number
M6	25	63309.060.001	M8	25	63309.080.001	M10	25	63309.100.001

- Tools, see following pages.

8

Turbo anchor FTP plastic

Turbo cellenbetonanker FTP kunststof / Cheville Turbo FTP plastique pour carreaux de platre

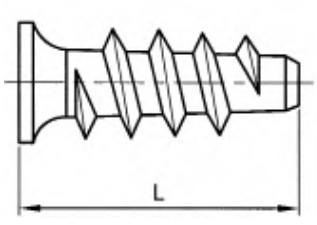

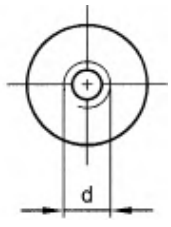



Technical Data

Type	K4	K6	K8	K10
Drill ø	8 - (10)	8 - (10)	10 - 12	12 - (14)
Length (L) (mm)	50	50	60	70
Screw-in depth (min.-max.)	35-60	40-60	45-70	50-80
Wood screws ø	4-4.5	5-6	7-8	9-10
Application in combination with:				
Screw ø	M4	M5-6	M8	M8-10
Allowable load (kN)				
Cellular concrete PB2. PP2 (≥ 2.5 N/mm$_2$)	0.15	0.20	0.30	0.40
Cellular concrete PB4. PP4 (≥ 5.0 N/mm$_2$)	0.25	0.30	0.40	0.50
Plasterboard	-	-	0.29	0.54

- Allowable loads in kN are valid for screws with specified diameters.
- Allowable load includes the safety factor 5.
- Drill ø; values between brackets applied to cellular concrete class ≥ 5,0 N/mm^2.

63310 **FISCHER Turbo anchor FTP plastic / FISCHER Turbo cellenbetonanker FTP kunststof / FISCHER Cheville Turbo FTP plastique pour carreaux de platre** **N03A**

Material Plastic



Type	✉	Art.number	Type	✉	Art.number	Type	✉	Art.number
K4	25	63310.040.001	K8	25	63310.080.001	K10	10	63310.100.001
K6	25	63310.060.001						

- Tools, see following pages.

FABORY

Installation tool FTP

Indraaihulpstuk FTP / Outil de serrage FTP



Article groups

Material	Surface treatment	Code	Page
St.	Plain	63312	8-26
Plastic		63313	8-26

63312 **FISCHER Installation tool FTP / FISCHER Indraaihulpstuk FTP / FISCHER Outil de serrage FTP** **N03A**

Material Steel
Surface treatment Plain



Type	✉	Art.number	Type	✉	Art.number	Type	✉	Art.number
EM6	1	63312.060.001	EM8	1	63312.080.001	EM10	1	63312.100.001

63313 **FISCHER Installation tool FTP / FISCHER Indraaihulpstuk FTP / FISCHER Outil de serrage FTP** **N03A**

Material Plastic



Type	✉	Art.number	Type	✉	Art.number	Type	✉	Art.number
EK4/6	1	63313.040.001	EK8	1	63313.080.001	EK10	1	63313.100.001

8

Toggle plug DUOTEC

Hollewandplug DUOTEC / Cheville à bascule DUOTEC



Technical Data

d	Cavity depth (min.)	Drill depth (min.)	Drill ø	Plug length	Screw length	Screw ø	Structural part thickness (max.)	Structural part thickness (min.)
10	40	Ls+10	10.00	47	≥dp+t_{fix}+20	4.5-5/M5	55	10

tfix = Grip range
Ls = Screw length
dp = Structural part thickness

63281 **FISCHER Toggle plug DUOTEC / FISCHER Hollewandplug DUOTEC / FISCHER Cheville à bascule DUOTEC** **N03A**

Material Plastic Polyamide (nylon)



d	✉	Art.number
10MM	50	63281.100.001

Toggle plug

Tuimelplug / Cheville à bascule

8

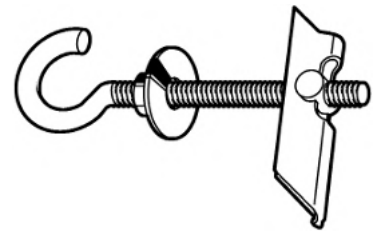

Technical Data

Type	Cavity depth (min.)	Diameter (d-D)	Drill ø	For screw	Length (L) (mm)	Material thickness (min.)	N_{rec}
K 54	58	-	10.00	4MM	125	65	-
KD 3	27	M3	12.00	M3X90	90	65	0.45
KD 4	34	M4	14.00	M4X100	100	69	0.90
KD 5	70	M5	16.00	M5X100	100	63	2.20
KD 6	70	M6	16.00	M6X100	100	63	2.80
KD 8	75	M8	20.00	M8X100	100	55	4.30
KDH 3	27	M3	12.00	M3X80	80	51	0.07
KDH 4	34	M4	14.00	M4X80	80	35	0.13
KDH 5	70	M5	16.00	M5X90	90	60	0.30
KDH 8	75	M8	20.00	M8X100	100	55	1.40

- **N_{rec} = Recommended load in kN.**
- Includes the safety factor 2,25.
- Steel failure/bending of the hook decisive.

Article groups

Material	Surface treatment	Code	Page
Rubber		09700	8-28
St.	ZPL	63260	8-28

09700 **Dimibruit Toggle plug / Dimibruit Tuimelplug / Dimibruit Cheville à bascule** **N17A**

Material Rubber



Type	✉	Art.number	Type	✉	Art.number	Type	✉	Art.number
M8	2	09700.080.001	M10	2	09700.100.001	M12	2	09700.120.001

63260 **FISCHER Toggle plug / FISCHER Tuimelplug / FISCHER Cheville à bascule** **N03B**

Material Steel
Surface treatment Zinc plated

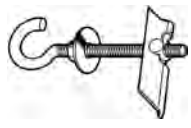

Type	✉	Art.number
K-54	25	63260.000.054
KD-3	50	63260.001.003
KD-4	25	63260.001.004
KD-5	25	63260.001.005
KD-6	25	63260.001.006
KD-8	20	63260.001.008
KDH-3	25	63260.002.003
KDH-4	25	63260.002.004
KDH-5	20	63260.002.005
KDH-8	20	63260.002.008

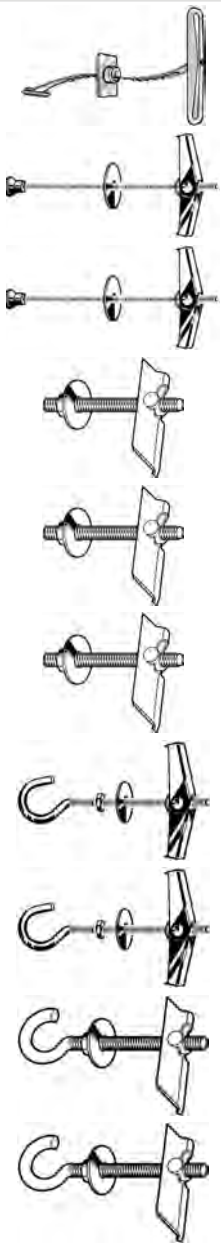

- KD & KDH= Steel.
- K= Plastic.

Nail sleeve

Spanhuls / Clou à béton



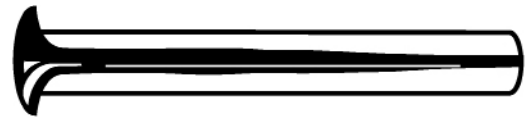

Technical Data

Type	FNH 5/50	FNH 6/30	FNH 6/40	FNH 6/50	FNH 6/60	FNH 6/80	FNH 8/70	FNH 8/90	FNH 8/110	FNH 8/130	FNH 8/150	FNH 8/180
Diameter (mm)	5	6	6	6	6	6	8	8	8	8	8	8
Drill depth (min.)	60	40	50	60	70	90	80	100	120	140	160	190
Drill ø	5.00	6.00	6.00	6.00	6.00	6.00	8.00	8.00	8.00	8.00	8.00	8.00
Effective anchorage depth (h_{ef})	20	30	30	30	30	30	40	40	40	40	40	40
Grip range (max.)	30	-	10	20	30	50	30	50	70	90	110	140
Length (L) (mm)	50	30	40	50	60	80	70	90	110	130	150	180
Allowable load (kN)												
Concrete ≥ C20/25	0.10	0.50	0.50	0.50	0.50	0.50	0.70	0.70	0.70	0.70	0.70	0.70

Assembly sequence

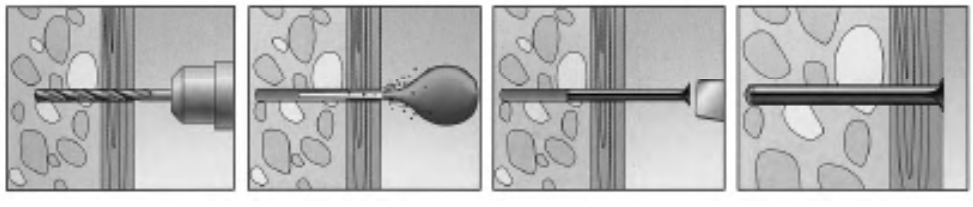

- Drill depth (min.) for through fixing.
- Allowable loads in kN are valid for non-structural applications.
- Required safety factors are taken into account.

8

63224 FISCHER Nail sleeve / FISCHER Spanhuls / FISCHER Clou à béton **N03A**

Material Steel
Surface treatment Zinc plated

fischer innovative solutions

RoHS



Type	✉	Art.number	Type	✉	Art.number	Type	✉	Art.number
FNH 5/50*	100	63224.050.050	FNH 6/60	100	63224.060.060	FNH 8/110*	50	63224.080.110
FNH 6/30*	100	63224.060.030	FNH 6/80	100	63224.060.080	FNH 8/130*	50	63224.080.130
FNH 6/40*	100	63224.060.040	FNH 8/70	100	63224.080.070	FNH 8/150*	50	63224.080.150
FNH 6/50	100	63224.060.050	FNH 8/90*	50	63224.080.090	FNH 8/180*	50	63224.080.180

FABORY

Wall plug HammerFast

Plug HammerFast / Cheville HammerFast

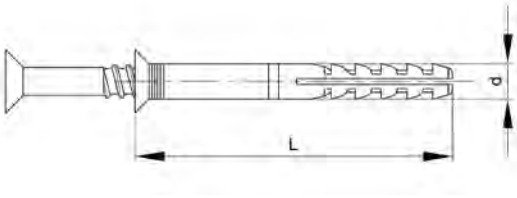

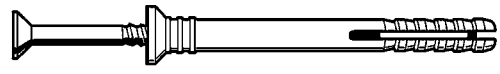

Technical Data

d x L	5x30	5x35	5x50	6x40	6x50	6x60	8x60	8x80	8x100	8x120
Drill depth (min.)	50	55	70	60	70	80	80	100	120	140
Drill ø	5.00	5.00	5.00	6.00	6.00	6.00	8.00	8.00	8.00	8.00
Grip range	5	10	25	10	20	30	20	40	60	80
Allowable load (kN)										
Brick ≥ Mz12	0.20	0.20	0.20	0.28	0.28	0.28	0.36	0.36	0.36	0.36
Concrete ≥ C20/25	0.32	0.32	0.32	0.36	0.36	0.36	0.44	0.44	0.44	0.44

- Allowable loads in kN are valid for screw nails with specified diameters.
- Allowable load includes the safety factor 5.

30510 MAXXFAST Wall plug HammerFast / MAXXFAST Plug HammerFast / MAXXFAST Cheville HammerFast MF50

Material Plastic Nylon (polyamide)
Surface treatment Zinc plated
Color Grey

MAXXFAST PROFESSIONAL HARDWARE

RoHS

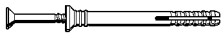

d x L	✉	Art.number	d x L	✉	Art.number	d x L	✉	Art.number
5X30MM	100	30510.050.030	6X50MM	100	30510.060.050	8X80MM	50	30510.080.080
5X35MM	100	30510.050.035	6X60MM	100	30510.060.060	8X100MM	50	30510.080.100
5X50MM	100	30510.050.050	8X60MM	100	30510.080.060	8X120MM	50	30510.080.120
6X40MM	100	30510.060.040						

- Full boxes only.

8

Hammerfix type N-Z

Nagelplug type N-Z / Cheville à clou type N-Z

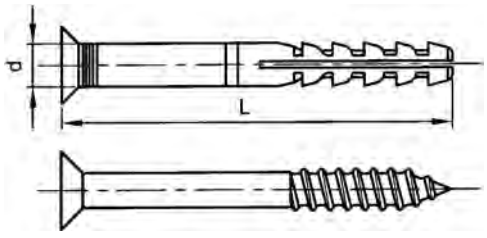



Technical Data

Type	N5x 30 Z	N5x 40 Z	N5x 50 Z	N6x 40 Z	N6x 60 Z	N6x 80 Z	N8x 60 Z	N8x 80 Z	N8x 100 Z	N8x 120 Z	N10x 100 Z	N10x 135 Z	N10x 160 Z
Diameter (mm)	5	5	5	6	6	6	8	8	8	8	10	10	10
Drill depth (min.)	45	55	65	55	75	95	75	95	115	135	115	150	175
Drill ø	5.00	5.00	5.00	6.00	6.00	6.00	8.00	8.00	8.00	8.00	10.00	10.00	10.00
Grip range (max.)	5	15	25	10	30	50	20	40	60	80	50	85	110
Length (L) (mm)	30	40	50	40	60	80	60	80	100	120	100	135	160
Staples & Nail dimension	3.5x38	3.5x48	3.5x58	4x48	4x64	4x88	5x65	5x85	5x105	5x120	7x110	7x145	7x170
Allowable load (kN)													
Brick Mz12	0.14	0.14	0.14	0.18	0.18	0.18	0.24	0.24	0.24	0.24	0.3	0.3	0.3
Cellular concrete ≥ PB2. PP2 (G2)	0.03	0.03	0.03	0.04	0.04	0.04	0.05	0.05	0.05	0.05	0.1	0.1	0.1
Cellular concrete ≥ PB4. PP4 (G4)	0.5	0.5	0.5	0.65	0.65	0.65	0.8	0.8	0.8	0.8	1.2	1.2	1.2
Concrete C20/25	0.16	0.16	0.16	0.2	0.2	0.2	0.27	0.27	0.27	0.27	0.33	0.33	0.33
Pumice grit V4	0.05	0.05	0.05	0.12	0.12	0.12	0.15	0.15	0.15	0.15	0.16	0.16	0.16
Sandlime brick KS12	0.14	0.14	0.14	0.17	0.17	0.17	0.24	0.24	0.24	0.24	0.33	0.33	0.33

Assembly requirements

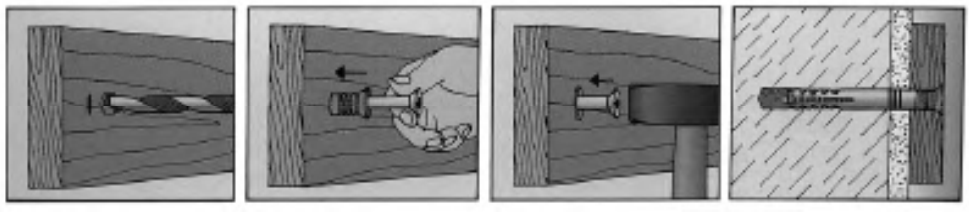

- Allowable loads in kN are valid for screw nails with specified diameters.
- Allowable load includes the safety factor 4.
- With pre-assembledsteel zinc plated or stainless steel A2 nail with Pozidriv (Z) cross recessed head.

Article groups

Material	Surface treatment	Color	Code	Page
Plastic Nylon	ZPL	Assorted	63611	8-31
Plastic Nylon		Grey	63616	8-32
Plastic			63961	8-32

63611 FISCHER Hammerfix type N-Z / FISCHER Nagelplug type N-Z / FISCHER Cheville à clou type N-Z **N03C**

Material Plastic Nylon (polyamide)
Surface treatment Zinc plated
Color Assorted



Type	✉	Art.number	Type	✉	Art.number	Type	✉	Art.number
N5X30MM	100	63611.050.030	N5X50MM White*	100	63611.050.511	N8X100MM	50	63611.080.100
N5X30MM Brown*	100	63611.050.031	N6X40MM	50	63611.060.040	N8X120MM	50	63611.080.120
N5X40MM Brown*	100	63611.050.040	N6X60MM	50	63611.060.060	N10X100MM	50	63611.100.100
N5X40MM	100	63611.050.041	N6X80MM	50	63611.060.080	N10X135MM	50	63611.100.135
N5X50MM	100	63611.050.050	N8X60MM	50	63611.080.060	N10X160MM	50	63611.100.160
N5X40MM White*	100	63611.050.411	N8X80MM	50	63611.080.080			

63616	FISCHER Hammerfix type N-Z / FISCHER Nagelplug type N-Z / FISCHER Cheville à clou type N-Z	N03C
Material	Plastic Nylon (polyamide)	
Color	Grey	



Type	✉	Art.number	Type	✉	Art.number	Type	✉	Art.number
5X30MM	100	63616.050.030	6X60MM	50	63616.060.060	8X80MM	50	63616.080.080
6X40MM	50	63616.060.040	8X60MM	50	63616.080.060	8X100MM*	50	63616.080.100

63961	FISCHER Hammerfix type N-Z / FISCHER Nagelplug type N-Z / FISCHER Cheville à clou type N-Z	N03A
Material	Plastic	

Type	✉	Art.number	Type	✉	Art.number	Type	✉	Art.number
5X25*	100	63961.050.025	6X60/30*	100	63961.060.060	8X80/40*	100	63961.080.080
5X36*	100	63961.050.036	6X80/50*	100	63961.060.080	8X100/60*	100	63961.080.100
5X40/15*	100	63961.050.040	8X60/20*	100	63961.080.060	8X120/80*	100	63961.080.120
6X40/10*	100	63961.060.040						

Hammerfix type N-FZ

Nagelplug type N-FZ / Cheville à clou type N-FZ

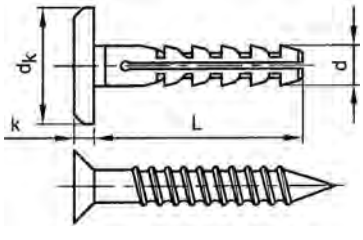

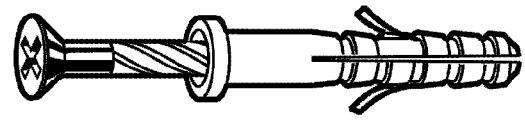

8

Technical Data

Type	N6x40 FZ	N8x40 FZ
Diameter (mm)	6	8
d_k	13	20
Drill depth (min.)	55	55
Drill ø	6.00	8.00
Grip range (max.)	7	0.5
Length (L) (mm)	40	40
Staples & Nail dimension	4x48	5x45
Allowable load (kN)		
Brick Mz12	0.18	0.24
Cellular concrete G2	0.04	0.05
Cellular concrete G4	0.10	0.13
Concrete C20/25	0.20	0.27
Pumice grit V4	0.12	0.15
Sandlime brick KS12	0.17	0.24

Assembly sequence

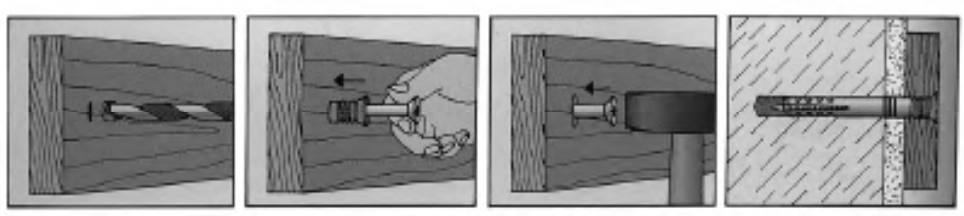

- Allowable loads in kN are valid for screw nails with specified diameters.
- Allowable load includes the safety factor 4.

63615	FISCHER Hammerfix type N-FZ / FISCHER Nagelplug type N-FZ / FISCHER Cheville à clou type N-FZ	N03C

Material Plastic Nylon (polyamide)
Color Grey

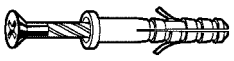

Type	✉	Art.number	Type	✉	Art.number
N 6X40 FZ	50	63615.060.040	N 8X40 FZ	50	63615.080.040

Hammerfix with isolating washer

Nagelplug met afdichtring / Chevilles à clou avec rondelle d'étanchéite

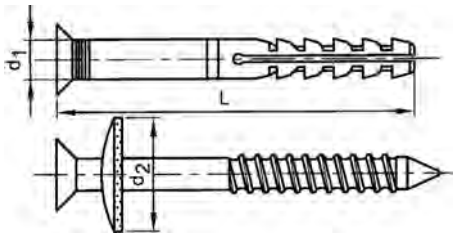



Technical Data

Type	N6x40 D	N6x60 D
d_1	6	6
d_2	19	19
Drill depth (min.)	55	75
Drill ø	6.00	6.00
Effective anchorage depth (h_{ef})	30	30
Grip range (max.)	10	30
Length (L) (mm)	40	60
Staples & Nail dimension	4x48	4x64
Allowable load (kN)		
Brick Mz12	0.18	0.18
Cellular concrete ≥ PB2	0.04	0.04
Cellular concrete ≥ PB4	0.1	0.1
Concrete C20/25	0.2	0.2
Pumice grit V4	0.12	0.12
Sandlime brick KS12	0.17	0.17

- Allowable loads in kN are valid for screw nails with specified diameters.
- Allowable load includes the safety factor 4.

63617	FISCHER Hammerfix with isolating washer / FISCHER Nagelplug met afdichtring / FISCHER Chevilles à clou avec rondelle d'étanchéite	N03C

Material Plastic Nylon (polyamide)
Color Grey



Type	✉	Art.number	Type	✉	Art.number
6X40MM*	50	63617.060.040	6X60MM*	50	63617.060.060

- With pre-assembled stainless steel A2 nail with Pozidriv (Z) cross recess and with stainless steel A2/elastomer isolating washer.

FABORY

Long-shaft fixing

Universele constructieplug / Cheville pour ossatures et cadres

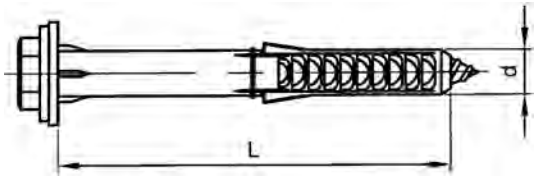

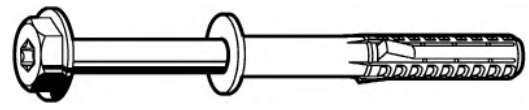

Technical Data

Type	SX10x80 T	SX10x100 T	SX10x140 T	SX10x160 T	SXS 10x60 F US A4	SXS 10x80 F US A4	SXS 10x100 F US A4	SXS 10x120 F US A4	SXS 10x140 F US A4	SXS 10x160 F US A4
Diameter (mm)	10	10	10	10	10	10	10	10	10	10
Drill depth (min.)	90	110	150	170	70	90	110	130	150	170
Drill ø	10.00	10.00	10.00	10.00	10.00	10.00	10.00	10.00	10.00	10.00
Grip range (max.)	30	50	90	110	10	30	50	70	90	110
Length (L) (mm)	80	100	140	160	60	80	100	120	140	160
Screw size	7x87	7X107	7X147	7x167	7x69	7x89	7x109	7x129	7x149	7x169
Socket	No.40	No.40	No.40	No.40	No.40	No.40	No.40	No.40	No.40	No.40
Allowable load (kN)										
Concrete ≥ C16/20	2	2	2	2	2	2	2	2	2	2

Assembly sequence

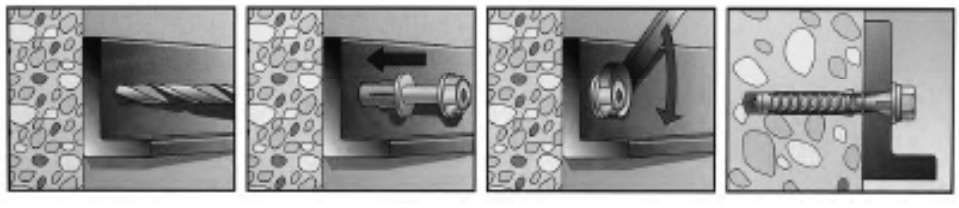

8

- Allowable load (kN) for a single anchor for multiple fixings of non-structural applications in normal concrete.
- For combinations of tensile loads, shear loads, bending moments as well as reduced edge distances or spacings (anchor groups) see approval.

63298 FISCHER Long-shaft fixing / FISCHER Universele constructieplug / FISCHER Cheville pour ossatures et cadres **N03A**

Material Plastic
Color Grey

fischer innovative solutions



Assembly sequence

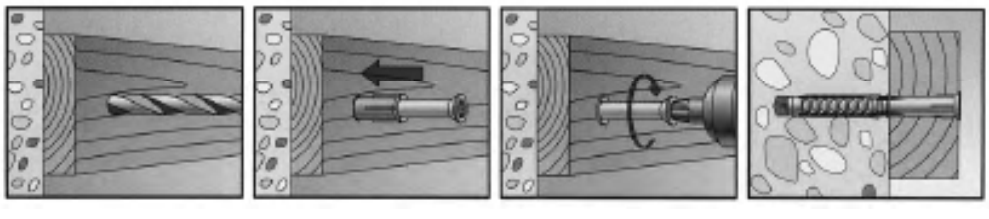

Type	✉	Art.number	Type	✉	Art.number	Type	✉	Art.number
SXS 10X80T	50	63298.100.080	SXS 10X140T	50	63298.100.140	SXS 10X160T*	50	63298.100.160
SXS 10X100T*	50	63298.100.100						

- With pre-assembled steel zinc plated countersunk head screw with hexalobular.

Frame anchor

Kozijnplug / Cheville pour huisseries extérieures

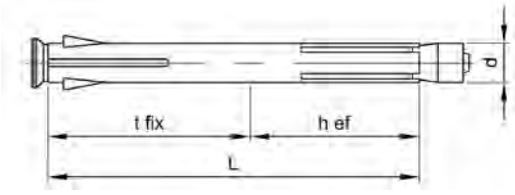



Technical Data

d x L	10x72	10x92	10x112	10x132	10x152	10x182
Drill depth (min.)	60	60	60	60	60	60
Drill ø	10.00	10.00	10.00	10.00	10.00	10.00
Effective anchorage depth (h_{ef})	40	40	40	40	40	40
Thickness of the fixture ($t_{fix.max.}$)	40	60	80	100	120	150
Pull-out force (kN)	1.7	1.7	1.7	1.7	1.7	1.7
Rivet head ø	13	13	13	13	13	13
Shear load (N)	500	500	500	500	500	500
Screw ø	M6	M6	M6	M6	M6	M6

30569 **MAXXFAST Frame anchor / MAXXFAST Kozijnplug / MAXXFAST Cheville pour huisseries extérieures** **MF4A**

Material Steel
Surface treatment Zinc plated



d x L	✉	Art.number	d x L	✉	Art.number	d x L	✉	Art.number
10X72	50	30569.060.072	10X112	50	30569.060.112	10X152	50	30569.060.152
10X92	50	30569.060.092	10X132	50	30569.060.132	10X182	50	30569.060.182

8

Frame anchor nylon

Kozijnplug nylon / Cheville pour huisseries extérieures nylon

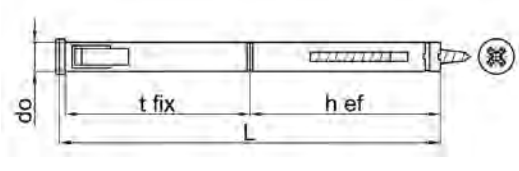

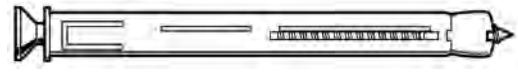

Technical Data

d_o x L	8x80	8x100	8x120	8x140	10x100	10x120	10x140	10x165
Drill depth (min.)	55	55	55	55	55	55	55	55
Drill ø	8.00	8.00	8.00	8.00	10.00	10.00	10.00	10.00
Effective anchorage depth (h_{ef})	40	40	40	40	50	50	50	50
Thickness of the fixture ($t_{fix.max.}$)	30	50	70	90	40	60	80	105
Pull-out force (N)	560	560	560	560	960	960	960	960
Rivet head ø	10	10	10	10	12	12	12	12
Shear load (N)	160	160	160	160	240	240	240	240
T_{inst}	4	4	4	4	4	4	4	4

- **T_{inst} = Tightening torque in Nm.**

30509	MAXXFAST Frame anchor nylon / MAXXFAST Kozijnplug nylon / MAXXFAST Cheville pour huisseries extérieures nylon	MF5A

Material Plastic Nylon (polyamide)



Drill ø x L	✉	Art.number	Drill ø x L	✉	Art.number	Drill ø x L	✉	Art.number
8X140	50	30509.080.140				10X100	50	30509.100.100

Frame fixing type F-S

Kozijnplug type F-S / Cheville pour fenêtre type F-S

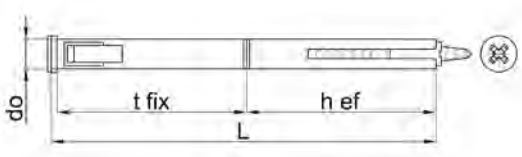

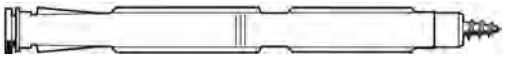

Technical Data

Type	d_o	h_{ef}	Length (L) (mm)	Min. t_d	t_{fix}
F 10 S 75	10	50	75	90	15
F 10 S 100	10	50	100	115	40
F 10 S 120	10	50	120	135	60
F 10 S 140	10	50	140	155	80
F 10 S 165	10	50	165	180	105

- d_o = Nominal diameter of drill bit
- Min. t_d = Recommended drilling depth
- h_{ef} = Effective anchorage depth
- t_{fix} = Grip range

8

Assembly sequence

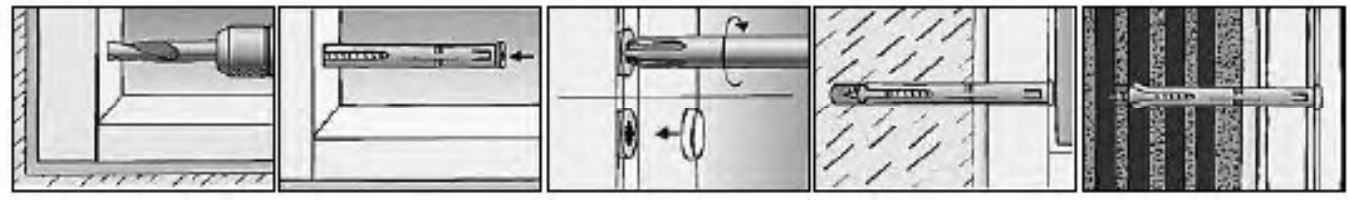

63191	FISCHER Frame fixing type F-S / FISCHER Kozijnplug type F-S / FISCHER Cheville pour fenêtre type F-S	N03A

Material Plastic Nylon (polyamide)
Color Grey



Type	✉	Art.number	Type	✉	Art.number	Type	✉	Art.number
F 10 S 75*	50	63191.100.075	F 10 S 120	50	63191.100.120	F 10 S 165	50	63191.100.165
F 10 S 100	50	63191.100.100	F 10 S 140	50	63191.100.140			

Frame fixing type F-M

Kozijnplug type F-M / Cheville pour huisseries extérieures type F-M

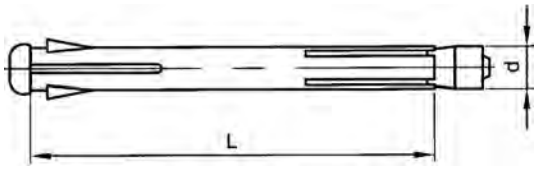



Technical Data

Type	F 8 M 72	F 8 M 92	F 8 M 112	F 8 M 132	F 10 M 72	F 10 M 92	F 10 M 112	F 10 M 132	F 10 M 152	F 10 M 182	F 10 M 202
Diameter (mm)	8	8	8	8	10	10	10	10	10	10	10
Drill depth (min.)	90	110	130	150	90	110	130	150	170	200	220
Drill ø	8.00	8.00	8.00	8.00	10.00	10.00	10.00	10.00	10.00	10.00	10.00
Effective anchorage depth (h_{ef})	30	30	30	30	30	30	30	30	30	30	30
Grip range (max.)	42	62	82	102	42	62	82	102	122	152	172
Length (L) (mm)	72	92	112	132	72	92	112	132	152	182	202
Allowable load (kN)											
Brick ≥ Mz12	-	-	-	-	1.28	1.28	1.28	1.28	1.28	1.28	1.28
Concrete ≥ C20/25	-	-	-	-	1.38	1.38	1.38	1.38	1.38	1.38	1.38
Hollow sandlime brick ≥ KSL6	-	-	-	-	0.55	0.55	0.55	0.55	0.55	0.55	0.55
Pumice grit ≥ V2	-	-	-	-	0.48	0.48	0.48	0.48	0.48	0.48	0.48
Sandlime brick ≥ KS12	-	-	-	-	1.28	1.28	1.28	1.28	1.28	1.28	1.28

Assembly sequence

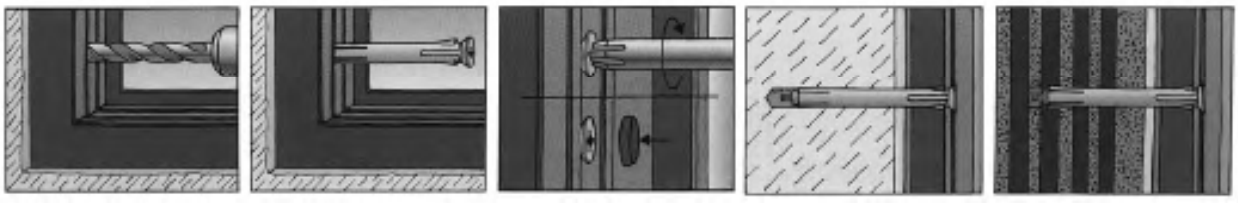

- Allowable load (kN) for a single anchor for multiple use for non-structural applications.
- Allowable load includes the safety factor 4.
- Fixing sleeve aluminium-zinc coated with steel zinc plated screw with Pozidriv (Z) cross recessed head.

63190 FISCHER Frame fixing type F-M / FISCHER Kozijnplug type F-M / FISCHER Cheville pour huisseries extérieures type F-M N03A

Material Steel
Surface treatment Plain

fischer innovative solutions

RoHS



Type	✉	Art.number	Type	✉	Art.number	Type	✉	Art.number
F 8 M 72	100	63190.080.072	F 10 M 72	100	63190.100.072	F 10 M 152	100	63190.100.152
F 8 M 92*	100	63190.080.092	F 10 M 92	100	63190.100.092	F 10 M 182*	50	63190.100.182
F 8 M 112	100	63190.080.112	F 10 M 112	100	63190.100.112	F 10 M 202*	50	63190.100.202
F 8 M 132*	100	63190.080.132	F 10 M 132	100	63190.100.132			

- F 8 M: Mushroom head
- F10M: Countersunk head

FABORY

Frame fixing type FUR-T

Kozijnplug type FUR-T / Cheville pour cadre et ossature type FUR-T

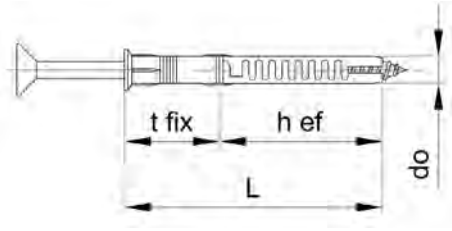



Technical Data

d_o x L	8x100	8x120	10x100	10x115	10x135
h_{ef}	70	70	70	70	70
Min. t_d	110	130	110	125	145
Socket	T30	T30	T40	T40	T40
t_{fix}	30	50	30	45	65
Allowable load (kN)					
Concrete ≥ C12/15	-	-	1.8	1.8	1.8

Assembly sequence

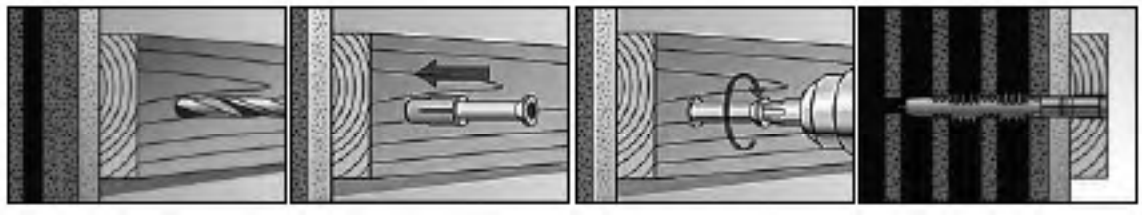

- d_o = Nominal diameter of drill bit
- Min. t_d = Recommended drilling depth
- h_{ef} = Effective anchorage depth
- t_{fix} = Grip range
- Allowable load (kN) for a single anchor for multiple fixings of non-structural applications in normal concret.
- For combinations of tensile loads, shear loads, bending moments as well as reduced edge distances or spacings (anchor groups) see approval.

8

63195 FISCHER Frame fixing type FUR-T / FISCHER Kozijnplug type FUR-T / FISCHER Cheville pour cadre et ossature type FUR-T N03A

Material Plastic Nylon (polyamide)
Color Grey



Drill ø x L	✉	Art.number	Drill ø x L	✉	Art.number	Drill ø x L	✉	Art.number
8X120MM	50	63195.080.120	10X115MM	50	63195.100.115	10X135MM	50	63195.100.135
10X100MM	50	63195.100.100						

Frame fixing type FUR-SS

Kozijnplug type FUR-SS / Cheville pour cadre et ossature type FUR-SS

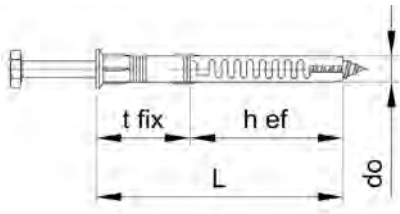



Technical Data

d_o x L	h_{ef}	Min. t_d	t_{fix}
8x80	70	90	10
8x100	70	110	30
8x120	70	130	50
10x80	70	90	10
10x100	70	110	30
10x115	70	125	45
10x135	70	145	65
10x160	70	170	90
10x185	70	195	115
10x200	70	210	130
10x230	70	240	160

- d_o= Nominal diameter of drill bit
- Min. t_d= Recommended drilling depth
- h_{ef}= Effective anchorage depth
- t_{fix}= Grip range

Assembly sequence

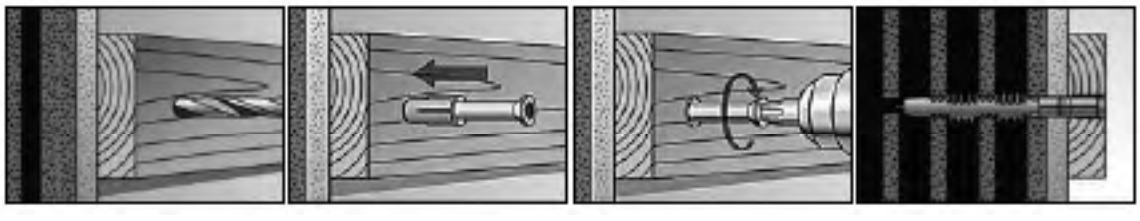

63196 **FISCHER Frame fixing type FUR-SS / FISCHER Kozijnplug type FUR-SS / FISCHER Cheville pour cadre et ossature type FUR-SS** **N03A**

Material Plastic Nylon (polyamide)
Color Grey



d_o x L	✉	Art.number	d_o x L	✉	Art.number	d_o x L	✉	Art.number
8X80MM*	50	63196.080.080	10X100MM*	50	63196.100.100	10X160MM*	50	63196.100.160
8X100MM	50	63196.080.100	10X115MM	50	63196.100.115	10X185MM*	50	63196.100.185
8X120MM	50	63196.080.120	10X135MM*	50	63196.100.135	10X200MM*	50	63196.100.200

FABORY

Frame fixing type SXR

Kozijnplug type SXR-T / Cheville pour cadre et ossature type SXR-T

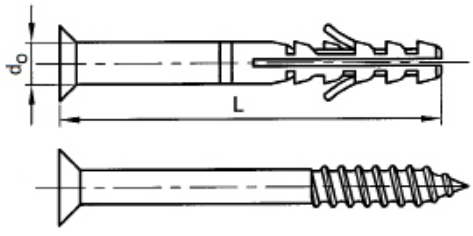



Technical Data

d_o x L	8x60	8x80	8x100	8x120	10x80	10x100	10x120	10x140	10x160
h_{ef}	50	50	50	50	50	50	50	50	50
Min. t_d	70	90	110	130	90	110	130	150	170
Socket	T30	T30	T30	T30	T40	T40	T40	T40	T40
t_{fix}	10	30	50	70	30	50	70	90	110
Allowable load (kN)									
Brick ≥ Mz12	0.57	0.57	0.57	0.57	0.57	0.57	0.57	0.57	0.57
Concrete ≥ C12/15	1.20	1.20	1.20	1.20	1.98	1.98	1.98	1.98	1.98
Hollow sandlime brick KSL12	0.57	0.57	0.57	0.57	0.57	0.57	0.57	0.57	0.57
Pumice grit ≥ V2	-	-	-	-	0.71	0.71	0.71	0.71	0.71
Sandlime brick ≥ KS12	0.71	0.71	0.71	0.71	0.86	0.86	0.86	0.86	0.86
Ventilation stone Hlz12	0.17	0.17	0.17	0.17	0.26	0.26	0.26	0.26	0.26

Assembly sequence

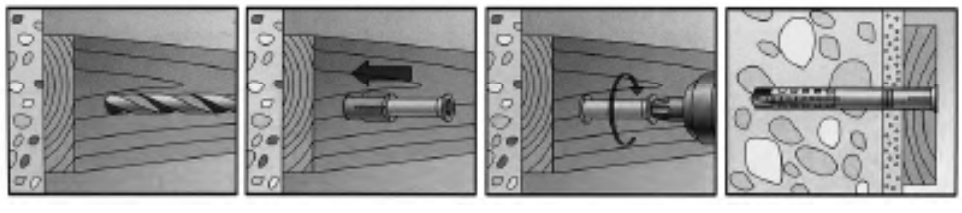

- **d_o = Nominal diameter of drill bit.**
- **Min. t_d = Recommended drilling depth.**
- **h_{ef} = Effective anchorage depth.**
- **t_{fix} = Grip range.**
- Allowable load (kN) for a single anchor for multiple fixings of non-structural applications.
- Allowable load includes the safety factor 1,4.
- For combinations of tensile loads, shear loads, bending moments as well as reduced edge distances or spacings (anchor groups) see approval.

63192 FISCHER Frame fixing type SXR / FISCHER Kozijnplug type SXR-T / FISCHER Cheville pour cadre et ossature type SXR-T N03A

Material Plastic Nylon (polyamide)
Color Grey



Drill ø x L	✉	Art.number	Drill ø x L	✉	Art.number	Drill ø x L	✉	Art.number
8X60MM	50	63192.080.060	8X120MM*	50	63192.080.120	10X120MM	50	63192.100.120
8X80MM	50	63192.080.080	10X80MM	50	63192.100.080	10X140MM*	50	63192.100.140
8X100MM	50	63192.080.100	10X100MM	50	63192.100.100	10X160MM	50	63192.100.160

Frame screw

Kozijnschroef / Vis pour huisseries extérieures

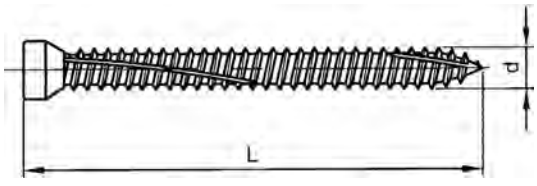



Technical Data

Type	Drill ø
7.5x72	6.00
7.5x92	6.00
7.5x112	6.00
7.5X132	6.00
7.5X152	6.00
7.5X182	6.00
7.5X212	6.00

- Suitable for concrete, solid brick, sand lime solid bricks, perforated bricks, sand lime perforated bricks, hollow blocks, solid pumice, aircrete, natural stone etc.

Assembly sequence

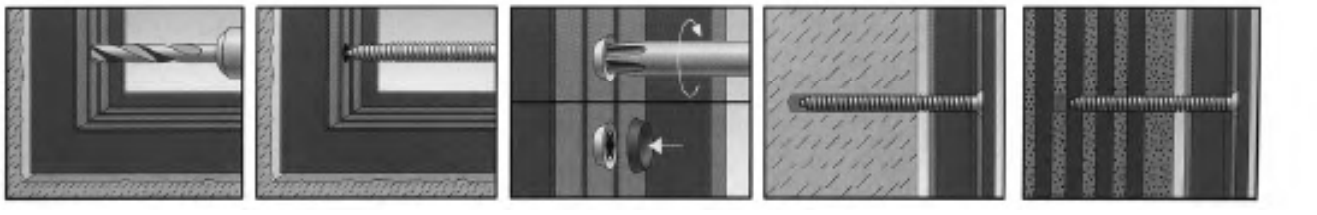

8

Article groups

Driving features	Material	Surface treatment		Code	Page
Hexalobular	St.	ZPL		30564	8-41
Hexalobular	St.	ZPL		30565	8-41
Torx®	St.	ZPL	FFSZ	63560	8-42
Torx®	St.	ZPL	FFS	63562	8-42

30564 MAXXFAST Frame screw / MAXXFAST Kozijnschroef / MAXXFAST Vis pour huisseries extérieures **MF4A**

Material Steel
Surface treatment Zinc plated



d x L	✉	Art.number	d x L	✉	Art.number	d x L	✉	Art.number
7,5X72MM	100	30564.075.072	7,5X132MM	100	30564.075.132	7,5X182MM	100	30564.075.182
7,5X92MM	100	30564.075.092	7,5X152MM	100	30564.075.152	7,5X212MM	100	30564.075.212
7,5X112MM	100	30564.075.112						

30565 MAXXFAST Frame screw / MAXXFAST Kozijnschroef / MAXXFAST Vis pour huisseries extérieures **MF5A**

Material Steel
Surface treatment Zinc plated



d x L	✉	Art.number	d x L	✉	Art.number	d x L	✉	Art.number
7,5X72MM	100	30565.075.072	7,5X112MM	100	30565.075.112	7,5X132MM	100	30565.075.132
7,5X92MM	100	30565.075.092						

63560 **FISCHER Frame screw / FISCHER Kozijnschroef / FISCHER Vis pour huisseries extérieures** **N03A**

Material Steel
Surface treatment Zinc plated



Type d x L	✉	Art.number	Type d x L	✉	Art.number	Type d x L	✉	Art.number
FFSZ 7,5X52*	100	63560.075.052	FFSZ 7,5X102*	100	63560.075.102	FFSZ 7,5X152	100	63560.075.152
FFSZ 7,5X62*	100	63560.075.062	FFSZ 7,5X112	100	63560.075.112	FFSZ 7,5X182*	100	63560.075.182
FFSZ 7,5X72	100	63560.075.072	FFSZ 7,5X122*	100	63560.075.122	FFSZ 7,5X202	100	63560.075.202
FFSZ 7,5X82*	100	63560.075.082	FFSZ 7,5X132	100	63560.075.132	FFSZ 7,5X212*	100	63560.075.212
FFSZ 7,5X92	100	63560.075.092						

63562 **FISCHER Frame screw / FISCHER Kozijnschroef / FISCHER Vis pour huisseries extérieures** **N03A**

Material Steel
Surface treatment Zinc plated



Type d x L	✉	Art.number	Type d x L	✉	Art.number	Type d x L	✉	Art.number
FFS 7,5X42*	100	63562.075.042	FFS 7,5X92	100	63562.075.092	FFS 7,5X152	100	63562.075.152
FFS 7,5X52*	100	63562.075.052	FFS 7,5X102*	100	63562.075.102	FFS 7,5X182	100	63562.075.182
FFS 7,5X62*	100	63562.075.062	FFS 7,5X112	100	63562.075.112	FFS 7,5X202*	100	63562.075.202
FFS 7,5X72	100	63562.075.072	FFS 7,5X122*	100	63562.075.122	FFS 7,5X212	100	63562.075.212
FFS 7,5X82*	100	63562.075.082	FFS 7,5X132	100	63562.075.132			

Cover cap for window frame screws

Afdekkap voor kozijnschroeven / Capuchon pour vis type FFS A

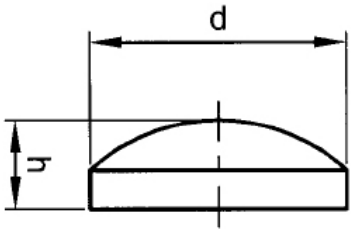

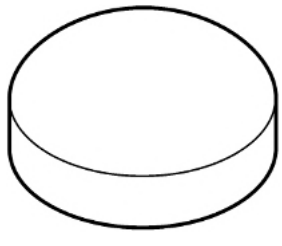

Technical Data

Type	Diameter (mm)	h
FSS A-W	15	4
FSS A-BR	15	4

63590 **FISCHER Cover cap for window frame screws / FISCHER Afdekkap voor kozijnschroeven / FISCHER Capuchon pour vis type FFS A** **N03A**

Material Plastic Polyamide (nylon)
Class 6
Color Assorted

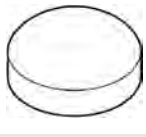

Type	✉	Art.number	Type	✉	Art.number
White	100	63590.000.011	Dark brown*	100	63590.000.019

Adjustable screw

Stelschroef / Vis de réglage

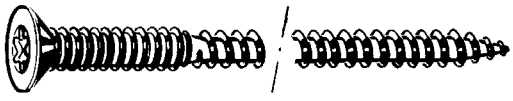

Technical Data

Type	**JS 6x110**
Assembly depth (min.)	30
Drill depth (min.)	50-110
Drill ø	5.00
Socket	T40
Stepless adjustment	0-55
Wood thickness (max.)	25

Assembly sequence

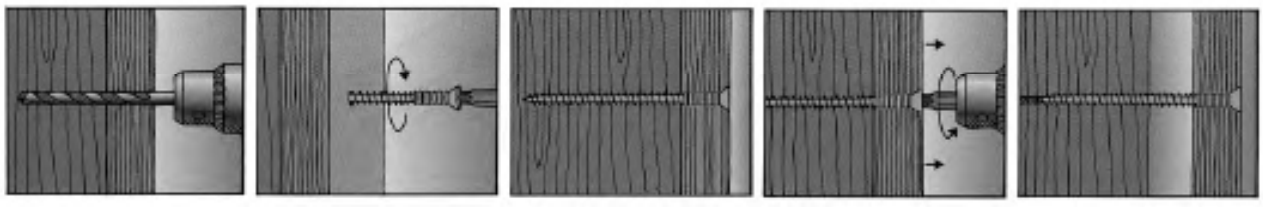

63601 FISCHER Adjustable screw / FISCHER Stelschroef / FISCHER Vis de réglage **N03B**

Material Steel
Surface treatment Zinc plated

fischer innovative solutions

RoHS

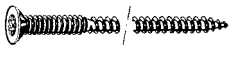

Type	✉	Art.number
JS 6X110MM*	50	63601.060.110

8

FABORY

Adjustable fixing

Stelelement / Cheville de réglage



Technical Data

Type	**S10J75S**
Assembly depth (min.)	50
Drill depth (min.)	115
Drill ø	10.00
Plug length	75
Socket	T40
Stepless adjustment	0-30
Wood thickness (max.)	25

Assembly sequence



8

- Adjustable fixing type S10J75S for assembly for wood on stone.
- With adjustable screw type JS 6 x 110, steel zinc plated, yellow passivated.

63600 FISCHER Adjustable fixing / FISCHER Stelelement / FISCHER Cheville de réglage **N03A**

Material Plastic Nylon (polyamide)
Color Grey

fischer innovative solutions



Type	✉	Art.number
S 10-J 75 S	50	63600.060.110

Expanding plug

Spreidplug / Cheville expansible

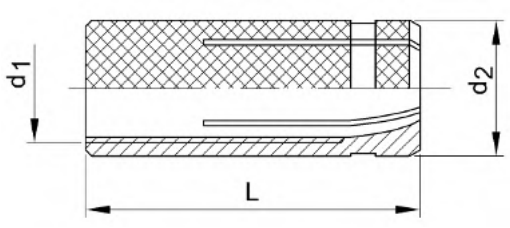

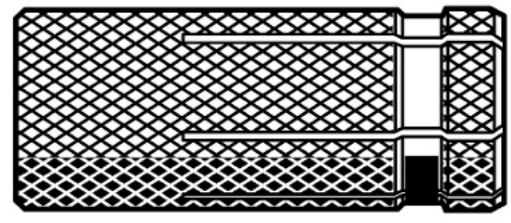

Technical Data

d_1	M4	M5	M6	M8	M10	M12
d_2	5	6	8	10	12	15
Drill depth (min.)	20	22	28	33	40	45
Drill ø	5.0	6.0	8.00	10.0	12.0	15.0
h_{ef}	16	18	23	28	34	38
Length (L) (mm)	16	18	23	28	34	38
Minimal thickness of concrete element ($h_{min.}$)	25	30	35	40	45	50
Pull-out force (N)	600	700	1000	1500	2100	3200

- h_{ef} = Effective anchorage depth.

30570 **MAXXFAST Expanding plug / MAXXFAST Spreidplug / MAXXFAST Cheville expansible** **MF5A**

Thread Metric thread
Material Brass

MAXXFAST PROFESSIONAL HARDWARE

RoHS



d_1	✉	Art.number	d_1	✉	Art.number	d_1	✉	Art.number
M4	50	30570.040.001	M6	50	30570.060.001	M10	25	30570.100.001
M5	50	30570.050.001	M8	25	30570.080.001	M12	25	30570.120.001

8

Expansion shield anchor

Keilbouthuls / Douille à expansion

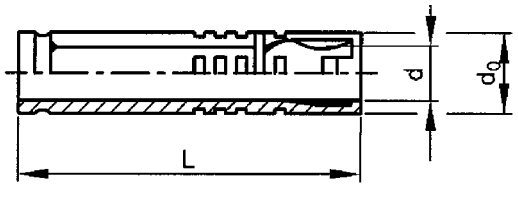

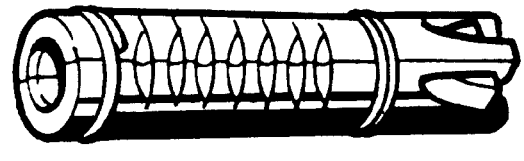

Technical Data

d	M6	M8	M10	M12	M16
$C_{min.}$	53	60	75	90	143
d_f	6.5	9	11	13	17
d_o	12	14	16	20	25
h_{ef}	45	50	60	75	115
h_{min}	100	100	100	100	142.5
h_o	50	55	65	85	125
kN	3.33	4.17	6.67	8.89	22.2
Length (L) (mm)	45	50	60	75	115
$S_{min.}$	35	40	50	60	95
T_{inst}	6.5	15	27	50	120

- d_o = Nominal
- T_{inst} = Tightening torque in Nm.
- d_f = Anchor diameter.
- $h_{min.}$ = Minimal thickness of concrete member.
- h_o = Recommended drilling depth.
- k_N = Designload is k_N, Non-cracked concrete.
- h_{ef} = Effective anchorage depth.
- $S_{min.}$ = Minimal spacing.
- $C_{min.}$ = Minimal edge distance.

FABORY

65450	RAWL Expansion shield anchor / RAWL Keilbouthuls / RAWL Douille à expansion	N61A

Thread Metric thread
Material Steel
Class 5.8
Surface treatment Zinc plated



d	✉	Art.number	d	✉	Art.number	d	✉	Art.number
M6	100	65450.060.001	M10	100	65450.100.001	M16	25	65450.160.001
M8	100	65450.080.001	M12	50	65450.120.001			

Expansion shield

Keilbouthuls / Douille à expansion

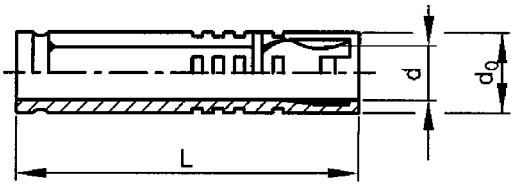

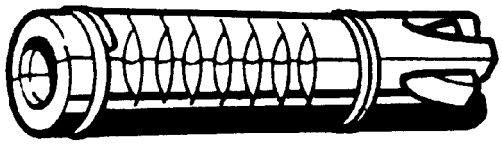

Technical Data

Type	d_d	d_o	kN	T_{inst}
M6	40	10	5.7	10
M8	50	14	9.3	25
M10	60	16	21.5	50
M12	80	20	28.4	85

- d_o = Nominal diameter of drill bit.
- d_d = Embedment depth.
- d_r = Anchor diameter.
- k_N = Designload is k_N, Non-cracked concrete.
- Tinst = Tightening torque in Nm.

8

09561	Expansion shield / Keilbouthuls / Douille à expansion	P01A

Thread Metric thread
Material Stainless steel A4



d x L	✉	Art.number	d x L	✉	Art.number	d x L	✉	Art.number
M6X40	50	09561.060.040	M10X60	25	09561.100.060	M12X80	10	09561.120.080
M8X50	50	09561.080.050						

Expansion shield anchor bolt projecting version

Keilbouthuls met conische bout / Boulon à expansion

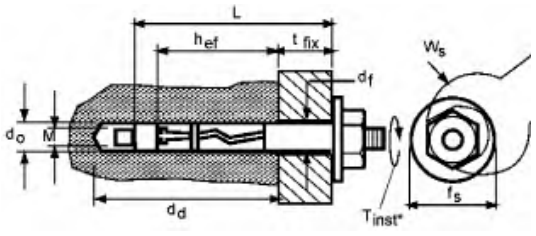



Technical Data

d x t_{fix}	M6x10	M6x25	M6x60	M8x10	M8x25	M8x60	M10x15	M10x30	M10x60	M12x15	M12x30	M12x75	M16x15	M16x35
$C_{min.}$	53	53	53	60	60	60	75	75	75	90	90	90	143	143
d_f	6.5	6.5	6.5	9	9	9	11	11	11	13	13	13	17	17
d_o	12	12	12	14	14	14	16	16	16	20	20	20	25	25
f_s	12.5	12.5	12.5	17	17	17	21	21	21	24	24	24	30	30
h_{ef}	45	45	45	50	50	50	60	60	60	80	80	80	120	120
h_{min}	100	100	100	100	100	100	100	100	100	100	100	100	142.5	142.5
h_o	50	50	50	55	55	55	65	65	65	85	85	85	125	125
kN	3.33	3.33	3.33	4.17	4.17	4.17	6.67	6.67	6.67	8.89	8.89	8.89	22.2	22.2
Length (L) (mm)	65	80	115	75	90	125	90	105	135	110	125	170	150	170
s	10	10	10	13	13	13	17	17	17	19	19	19	24	24
$S_{min.}$	35	35	35	40	40	40	50	50	50	60	60	60	95	95
t_{fix} (max.)	10	25	60	10	25	60	15	30	60	15	30	75	15	35
T_{inst}	6.5	6.5	6.5	15	15	15	27	27	27	50	50	50	120	120

- **d_o = Nominal diameter of drill bit.**
- **f_s = Washer outside diameter.**
- **s (W_s) = Width across flats.**
- **T_{inst} = Tightening torque in Nm.**
- **d_f = Anchor diameter.**
- **h_{min} = Minimal thickness of concrete member.**
- **d_d (h_o) = Recommended drilling depth.**
- **t_{fix} = Grip range.**
- **h_{ef} = Effective anchorage depth.**
- **$S_{min.}$ = Minimal spacing.**
- **$C_{min.}$ = Minimal edge distance.**

65435 RAWL Expansion shield anchor bolt projecting version / RAWL Keilbouthuls met conische bout / RAWL Boulon à expansion N61A

Thread	Metric thread
Material	Steel
Class	5.8
Surface treatment	Zinc plated

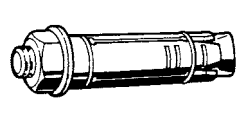

ETA European Technical Approval Option 1 for cracked concrete

Final calculations should comply with the complete European Technical Approval (ETA).
This approval is also available on request.

d x t_{fix}	✉	Art.number	d x t_{fix}	✉	Art.number	d x t_{fix}	✉	Art.number
M6X10	50	65435.060.010	M8X60	50	65435.080.060	M12X15	25	65435.120.015
M6X25	50	65435.060.025				M12X30	25	65435.120.030
M6X60	50	65435.060.060	M10X15	50	65435.100.015	M12X75	25	65435.120.075
			M10X30	50	65435.100.030			
M8X10	50	65435.080.010	M10X60	50	65435.100.060	M16X15	10	65435.160.015
M8X25	50	65435.080.025				M16X35	10	65435.160.035

8

FABORY

Expansion shield anchor loose bolt version

Keilbouthuls met zeskant tapbout / Douille à expansion avec vis à tête hexagonale

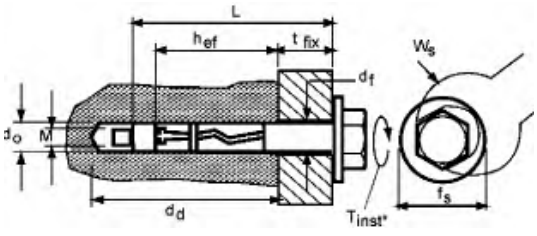

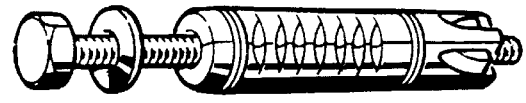

Technical Data

d x t_{fix}	M6x10	M6x25	M6x40	M8x10	M8x25	M8x40	M10x 10	M10x 25	M10x 50	M10x 75	M12x 10	M12x 25	M12x 40	M12x 60	M16x 15	M16x 30	M16x 60
$C_{min.}$	53	53	53	60	60	60	75	75	75	75	90	90	90	90	143	143	143
d_f	6.5	6.5	6.5	9	9	9	11	11	11	11	13	13	13	13	17	17	17
d_o	12	12	12	14	14	14	16	16	16	16	20	20	20	20	25	25	25
f_s	12.5	12.5	12.5	17	17	17	21	21	21	21	24	24	24	24	30	30	30
h_{ef}	45	45	45	50	50	50	60	60	60	60	80	80	80	80	120	120	120
h_{min}	100	100	100	100	100	100	100	100	100	100	100	100	100	100	142.5	142.5	142.5
h_o	50	50	50	55	55	55	65	65	65	65	85	85	85	85	125	125	125
kN	3.33	3.33	3.33	4.17	4.17	4.17	6.67	6.67	6.67	6.67	8.89	8.89	8.89	8.89	22.2	22.2	22.2
Length (L) (mm)	55	70	85	65	80	95	75	90	115	140	90	105	120	140	135	150	180
s	10	10	10	13	13	13	17	17	17	17	19	19	19	19	24	24	24
$S_{min.}$	35	35	35	40	40	40	50	50	50	50	60	60	60	60	95	95	95
t_{fix} (max.)	10	25	40	10	25	40	10	25	50	75	10	25	40	60	15	30	60
T_{inst}	6.5	6.5	6.5	15	15	15	27	27	27	27	50	50	50	50	120	120	120

- d_o = Nominal diameter of drill bit.
- f_s = Head diameter.
- s (W_s) = Width across flats.
- T_{inst} = Tightening torque in Nm.
- d_f = Anchor diameter.
- $h_{min.}$ = Minimal thickness of concrete member.
- h_o = Recommended drilling depth.
- k_N = Designload is k_N, Non-cracked concrete.
- t_{fix} = Grip range.
- h_{ef} = Effective anchorage depth.
- $S_{min.}$ = Minimal spacing.
- $C_{min.}$ = Minimal edge distance.

8

65445 RAWL Expansion shield anchor loose bolt version / RAWL Keilbouthuls met zeskant tapbout / RAWL Douille à expansion avec vis à tête hexagonale **N61A**

Thread	Metric thread
Material	Steel
Class	5.8

RAWL FIXINGS

RoHS

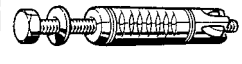

ETA

European Technical Approval
Option 1 for cracked concrete

Final calculations should comply with the complete European Technical Approval (ETA).
This approval is also available on request.

d x t_{fix}	✉	Art.number	d x t_{fix}	✉	Art.number	d x t_{fix}	✉	Art.number
M6X10	50	65445.060.010				M12X25	25	65445.120.025
M6X25	50	65445.060.025	M10X10	50	65445.100.010	M12X40	25	65445.120.040
M6X40	50	65445.060.040	M10X25	50	65445.100.025	M12X60	25	65445.120.060
			M10X50	50	65445.100.050			
M8X10	50	65445.080.010	M10X75	50	65445.100.075	M16X15	10	65445.160.015
M8X25	50	65445.080.025				M16X30	10	65445.160.030
M8X40	50	65445.080.040	M12X10	25	65445.120.010	M16X60	10	65445.160.060

Expansion anchor with brass cone

Keilhuls met messing conus / Douille à expansion avec cône en laiton

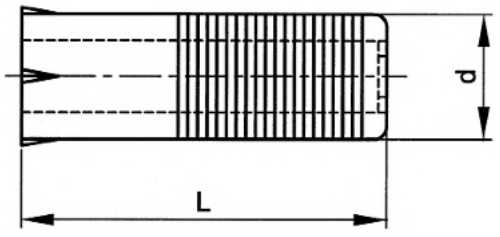

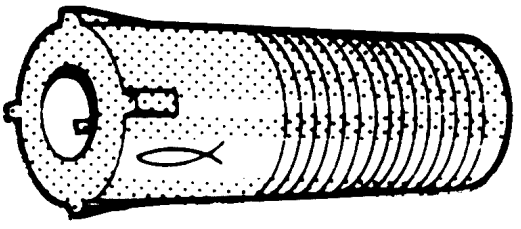

Technical Data

Type	M5	M6	M8	M10	M12
Diameter (mm)	10	12	16	20	24
Drill depth (min.)	45	50	65	80	90
Drill ø	10.00	12.00	16.00	20.00	24.00
Length (L) (mm)	35	40	50	60	70
T_{inst}	4	7	16	32	54
Pull-out force (kN)					
Concrete ≥ C20/25	1.1	1.8	2.6	4.4	5.0

Assembly sequence

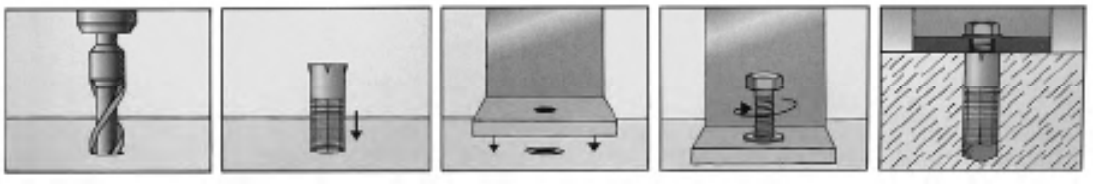

- **T_{inst}= Tightening torque in Nm.**
- Allowable load (kN) for a single anchor, valid for machine screws with the specified thread size.
- Allowable load includes the safety factor 5.

8

63400 **FISCHER Expansion anchor with brass cone / FISCHER Keilhuls met messing conus / FISCHER Douille à expansion avec cône en laiton** **N03B**

Thread Metric thread
Material Glass-fiber reinforced plastic

fischer innovative solutions

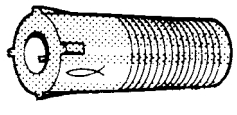

Type	✉	Art.number	Type	✉	Art.number	Type	✉	Art.number
M5	50	63400.050.001	M8	20	63400.080.001	M12	5	63400.120.001
M6	50	63400.060.001	M10	10	63400.100.001			

FABORY

Anchor

Plaatanker / Cheville expansible

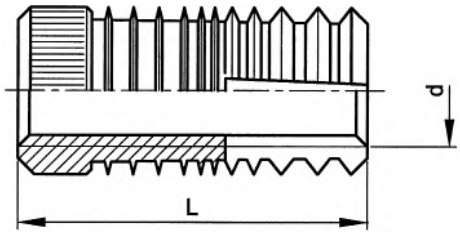

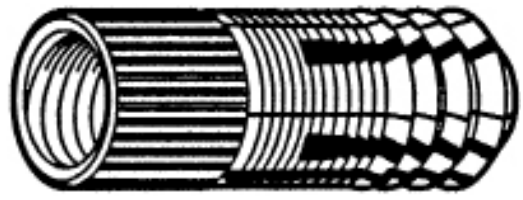

Technical Data

Type	PA 4 M6/7,5	PA 4 M6/13,5	PA 4 M8/25	PA 4 M10/25
Assembly depth (min.)	7.5	13.5	25.0	25.0
Diameter (d-D)	M6	M6	M8	M10
Drill depth (min.)	7.5	13.5	25.0	25.0
Drill ø	8.00	8.00	10.00	12.00
Drill ø in construction	7.5	7.5	9.5	11.5
Length (L) (mm)	7.5	13.5	25	25
P	1.00	1.00	1.25	1.50
Allowable load (kN)				
Beech wood	0.5	1.0	-	-
Brick Mz12	-	0.80	1.95	2.30
Chipboard	0.2	0.4	-	-
Pine wood	0.18	0.38	-	-
Plastic	0.75	2.00	-	-

Assembly sequence



- Length of screw min. = length of plug + thickness of fixing part.
- Allowable load (kN) for a single anchor, valid for machine screws with the specified thread size.
- Allowable load includes the safety factor 4.

63410 FISCHER Anchor / FISCHER Plaatanker / FISCHER Cheville expansible **N03A**

Thread Metric thread
Material Brass

fischer innovative solutions

RoHS

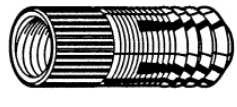

Type	✉	Art.number	Type	✉	Art.number	Type	✉	Art.number
PA4 M6X7,5	200	63410.060.007	PA4 M8X25	50	63410.080.025	PA4 M10X25	25	63410.100.025
PA4 M6X13,5	100	63410.060.013						

Sleeve anchor FSA-S

Hulsanker type FSA-S / Cheville à douille FSA-S

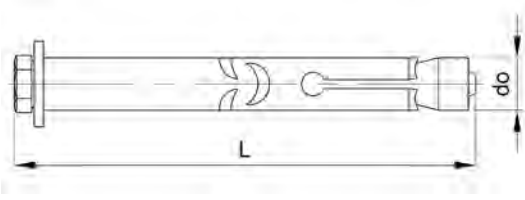



Technical Data

Type	FSA 8/15 S	FSA 8/40 S	FSA 8/65 S	FSA 10/10 S	FSA 10/35 S	FSA 10/60 S	FSA 12/10 S	FSA 12/25 S	FSA 12/50 S
d_o	8	8	8	10	10	10	12	12	12
h_{ef}	35	35	35	40	40	40	50	50	50
Length (L) (mm)	59	84	109	60	86	110	70	85	110
Min. t_d	65	90	115	65	90	115	75	90	115
t_{fix}	15	40	65	10	35	60	10	25	50
Allowable load (kN)									
Concrete ≥ C20/25	5.2	5.2	5.2	12.9	12.9	12.9	25.7	25.7	25.7

Assembly sequence

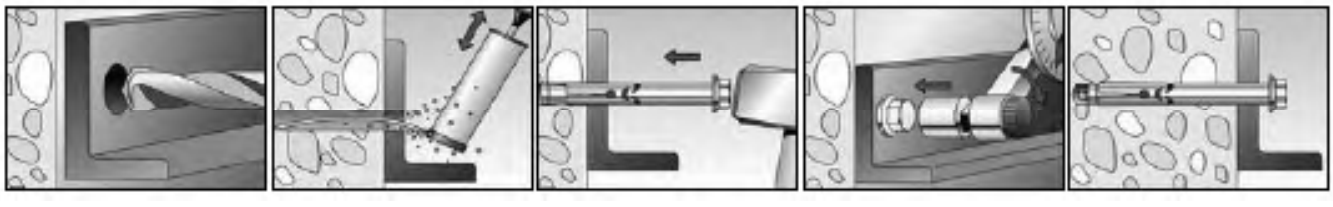

- **d_o = Nominal diameter of drill bit**
- **t_{fix} = Grip range**
- **h_{ef} = Effective anchorage depth**
- **Min. t_d = Recommended drilling depth**
- The allowable load is valid for one single anchor, at cracked concrete (tensile zone) with concrete class ≥ C20/25.

8

63226 FISCHER Sleeve anchor FSA-S / FISCHER Hulsanker type FSA-S / FISCHER Cheville à douille FSA-S N03A

Thread Metric thread
Material Steel
Surface treatment Zinc plated



Type	✉	Art.number	Type	✉	Art.number	Type	✉	Art.number
FSA 8/15 S	50	63226.080.015	FSA 10/10 S	20	63226.100.010	FSA 12/10 S	20	63226.120.010
FSA 8/40 S*	50	63226.080.040	FSA 10/35 S*	20	63226.100.035	FSA 12/25 S*	20	63226.120.025
FSA 8/65 S*	50	63226.080.065	FSA 10/60 S	20	63226.100.060	FSA 12/50 S	20	63226.120.050

FABORY

Rawlnut rubber with brass threaded bush

Rawlnut rubber met messing draadbus / Ecrou noyé caoutchouc avec bague filetée en laiton

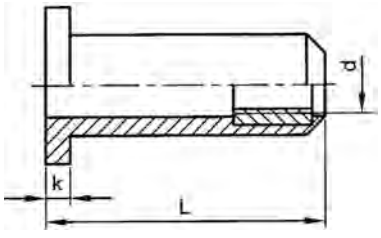

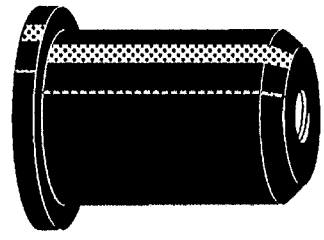

Technical Data

d x L	Drill ø	Grip range (max.)	k
M4x12.6	8.00	0 - 4	1.4
M4x24	8.00	6 - 14	1.4
M5x14	10.00	0 - 5	1.3
M5x25	10.00	8 - 16	1.3
M5x38	10.00	20 - 30	1.3
M6x15	13.00	0 - 3	1.3
M6x25	13.00	6 - 13	2
M6x35	13.00	11 - 23	1.3
M8x27.9	16.00	4 - 10	5
M8x30	18.00	6 - 15	1.2
M8x50	18.00	15 - 39	2
M10x55	20.00	20 - 36	1.3
M12x75	24.00	30 - 50	1.3

65421 **RAWL Nut rubber with brass threaded bush / RAWL Moer rubber met messing draadbus / RAWL Ecrou noyé caoutchouc avec bague filetée en laiton** **N61B**

Thread Metric thread
Material Rubber

RAWL FIXINGS

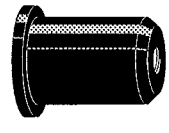

d x L	✉	Art.number	d x L	✉	Art.number	d x L	✉	Art.number
M4X12,6	50	65421.040.011	M6X15	50	65421.060.015	M8X30	50	65421.080.031
M4X24	50	65421.040.024	M6X25	50	65421.060.025	M8X50	50	65421.080.050
M5X14	50	65421.050.014	M6X35	50	65421.060.035	M10X55	25	65421.100.055
M5X25	50	65421.050.025	M8X27,9	50	65421.080.030	M12X75	20	65421.120.075
M5X38	50	65421.050.038						

Hammerset anchor

Inslaganker / Cheville à frapper

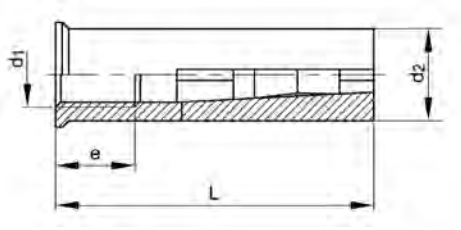



Technical Data

d_1	M6	M8	M10	M12	M16	M20
$C_{min.}$	105	105	140	175	230	280
d_o	8	10	12	15	20	25
d_w	7	9	12	14	18	22
e (max.)	10	13	17	21	27	34
e (min.)	6	8	10	12	16	20
h_1	27	33	43	54	70	86
h_c	100	100	100	100	130	160
Length (L) (mm)	25	30	40	50	65	80
N_{rec}	2.08	2.74	3.57	5.87	8.73	11.94
$S_{min.}$	60	90	80	100	130	160
T_{inst}	4	11	17	38	60	120

- **d_o= Nominal diameter of drill bit**
- **d_w= Diameter of clearance hole in the fixture**
- **h_1= Depth of drilled hole to deepest point**
- **h_c= Minimal thickness of concrete element**
- **e = Bolt length to be threaded**
- **$S_{min.}$= Minimal spacing**
- **$C_{min.}$= Minimal edge distance**
- **N_{rec}= Recommended load in kN**
- **T_{inst}= Tightening torque in Nm**
- The allowable load (N_{rec}) is valid for one single anchor, at non-cracked concrete (pressure zone) with concrete class C20/25, incl. partial safety factor γ_f= 1,4 and if the $S_{min.}$ and $C_{min.}$ are taken in to account.

Article groups

Thread	Material	Surface treatment	Code	Page
M	St.	ZPL	30577	8-53
M	St.	ZPL	30575	8-53
M	St.st. A4		30576	8-54

30577 **MAXXFAST Hammerset anchor / MAXXFAST Inslaganker / MAXXFAST Cheville à frapper** **MF5A**

Thread Metric thread
Material Steel
Surface treatment Zinc plated



d_1	✉	Art.number	d_1	✉	Art.number	d_1	✉	Art.number
M6	100	30577.060.001	M10	50	30577.100.001	M16	25	30577.160.001
M8	100	30577.080.001	M12	25	30577.120.001			

*Special for diamond drilling machines.

30575 **MAXXFAST Hammerset anchor / MAXXFAST Inslaganker / MAXXFAST Cheville à frapper** **MF5A**

Thread Metric thread
Material Steel
Surface treatment Zinc plated



d_1	✉	Art.number	d_1	✉	Art.number	d_1	✉	Art.number
M6	100	30575.060.001	M10	50	30575.100.001	M16	25	30575.160.001
M8	100	30575.080.001	M12	25	30575.120.001	M20	10	30575.200.001

FABORY

30576	MAXXFAST Hammerset anchor / MAXXFAST Inslaganker / MAXXFAST Cheville à frapper	MF5A

Thread Metric thread
Material Stainless steel A4

MAXXFAST PROFESSIONAL HARDWARE

RoHS



d_1	✉	Art.number	d_1	✉	Art.number	d_1	✉	Art.number
M6	100	30576.060.001	M10	50	30576.100.001	M16	25	30576.160.001
M8	100	30576.080.001	M12	25	30576.120.001	M20	10	30576.200.001

Hammerset anchor

Inslaganker / Cheville à frapper

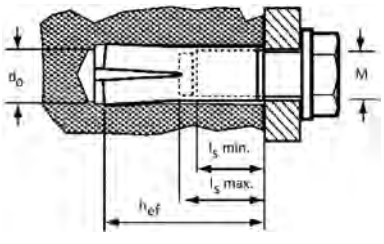



Technical Data

Type	Diameter (d-D)	Length (L) (mm)	d_o	l_s min.	l_s (max.)	h_{ef}	kN	t	T_{inst}
EA II M6	M6	30	8	6	13	30	4	32	4
EA II M8	M8	30	10	8	13	30	4	33	8
EA II M10	M10	40	12	10	17	40	6.1	43	15
EA II M12	M12	50	15	12	22	50	8.5	54	35
EA II M16	M16	65	20	16	28	65	12.6	70	60
EA II M20	M20	80	25	20	34	80	17.2	85	120

- **d_o = Nominal diameter of drill bit.**
- **t = Recommended drilling depth.**
- **L (h_{ef}) = Effective anchorage depth.**
- **$l_s$min. = Screw-in depth min.**
- **$l_s$max. = Screw-in depth max.**
- **kN = Load in kN in combination with 8.8 & A4-70 bolts.**
- **T_{inst} = Tightening torque in Nm.**
- The cone must be installed with setting tool type EAW H (narrow end) into the anchor body (article group 63322).
- Only part of the approval for light suspended ceilings.
- For further technical data the approval is available on request.

Assembly sequence

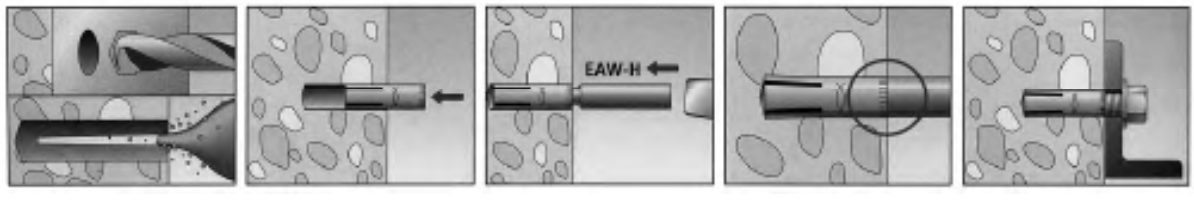

Article groups

Thread	Material	Surface treatment	Code	Page
M	St.	ZPL	63320	8-55
M	St.st. A4		63321	8-55

8

63320 FISCHER Hammerset anchor / FISCHER Inslaganker / FISCHER Cheville à frapper N03A

Thread Metric thread
Material Steel
Surface treatment Zinc plated



Final calculations should comply with the complete European Technical Approval (ETA).
This approval is also available on request.

Type	✉	Art.number	Type	✉	Art.number	Type	✉	Art.number
EA II M6 (EV)	100	63320.060.001	EA II M12 (EV)	25	63320.120.001	EA II M16 (EV)	20	63320.160.001
EA II M8 (EV)	100	63320.080.001	EA II M12 D (EV)	25	63320.120.005	EA II M20 (EV)	10	63320.200.001
EA II M10 (EV)	50	63320.100.001						

63321 FISCHER Hammerset anchor / FISCHER Inslaganker / FISCHER Cheville à frapper N03A

Thread Metric thread
Material Stainless steel A4



Final calculations should comply with the complete European Technical Approval (ETA).
This approval is also available on request.

Type	✉	Art.number	Type	✉	Art.number	Type	✉	Art.number
EA II M6 A4	100	63321.060.001	EA II M10 A4	50	63321.100.001	EA II M16 A4*	20	63321.160.001
EA II M8 A4	100	63321.080.001	EA II M12 A4	25	63321.120.001	EA II M20 A4	100	63321.200.001

FABORY

Female threaded hammer-in anchor SA

Inslaganker SA / Cheville à expansion par frappe SA

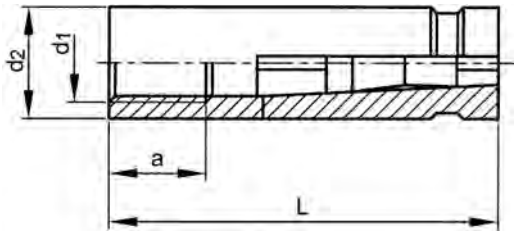



Technical Data

d_1	M6	M8	M10	M12	M16
a	13	13	15	18	23
d_2	8	10	12	15	20
Drill depth (min.)	32	33	43	54	70
Drill ø	8.00	10.00	12.00	15.00	20.00
Length (L) (mm)	30	30	40	50	65
Tightening torque (Nm)	5	10	22	36	80
Allowable load (kN)					
Concrete ≥ C20/25	5.5	5.5	8.5	11.8	17.6

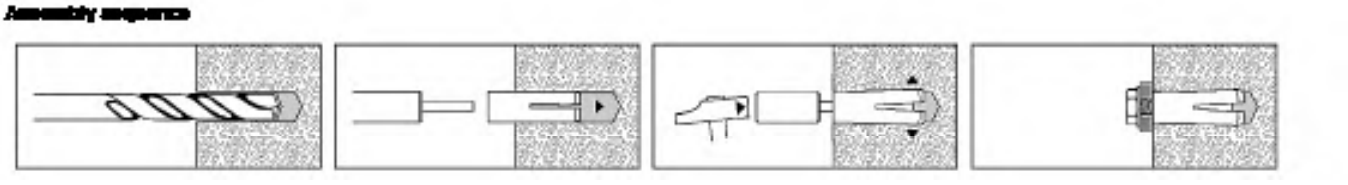

- Female threaded hammer-in anchor type GRIP SA can be installed with setting tool type S (see article group 70967).
- Allowable design load Nrd,c (kN) for a single anchor in concrete C20/25 without influence of edge distances or other anchors.
- Allowable load includes the safety factor Ym = 1,5, see approval.

8

70875 **SPIT Female threaded hammer-in anchor SA / SPIT Inslaganker SA / SPIT Cheville à expansion par frappe SA** **P03B**

Thread Metric thread
Material Stainless steel A4



d_1	✉	Art.number	d_1	✉	Art.number	d_1	✉	Art.number
M6	100	70875.060.001	M10	50	70875.100.001	M16	25	70875.160.001
M8	100	70875.080.001	M12	50	70875.120.001			

Setting tool

Inslaggereedschap voor inslaganker / Outil d'installation

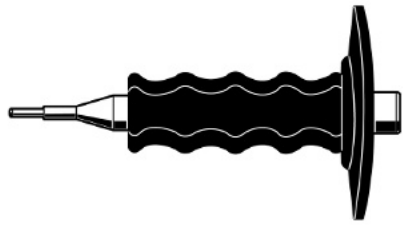

Article groups

Material	Surface treatment	Code	Page
St.	Plain	30579	8-57
St.	ZPL	63322	8-57

30579 **MAXXFAST Setting tool / MAXXFAST Inslaggereedschap voor inslaganker / MAXXFAST Outil d'installation** **MF5A**

Material Steel
Surface treatment Plain



Size	✉	Art.number	Size	✉	Art.number	Size	✉	Art.number
M6	1	30579.060.001	M10	1	30579.100.001	M16	1	30579.160.001
M8	1	30579.080.001	M12	1	30579.120.001	M20	1	30579.200.001

63322 **FISCHER Setting tool / FISCHER Inslaggereedschap voor inslaganker / FISCHER Outil d'installation** **N03A**

Material Steel
Surface treatment Zinc plated

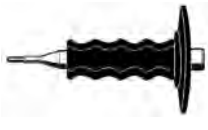

Type	✉	Art.number	Type	✉	Art.number	Type	✉	Art.number
EAW H 6 PLUS*	1	63322.060.001	EAW H 10 PLUS	1	63322.100.001	EAW H 16 PLUS*	1	63322.160.001
EAW H 8 PLUS	1	63322.080.001	EAW H 12 PLUS	1	63322.120.001	EAW H 20 PLUS*	1	63322.200.001

FABORY

Setting tool SA

Inslagpen voor inslaganker SA / Tige de frappe SA



70967	SPIT Setting tool SA / SPIT Inslagpen voor inslaganker SA / SPIT Tige de frappe SA	P03C
Material	Steel	
Surface treatment	Plain	



Type	✉	Art.number	Type	✉	Art.number	Type	✉	Art.number
S 6	1	70967.000.006	S 10	1	70967.000.010	S 12	1	70967.000.012
S 8	1	70967.000.008						

Hollow-ceiling anchor type FHY

Kanaalplaatanker type FHY / Douille d'ancrage pour plafonds creux type FHY

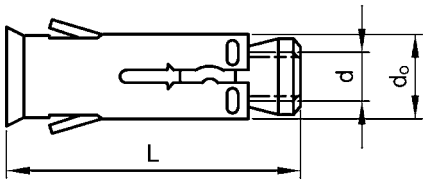

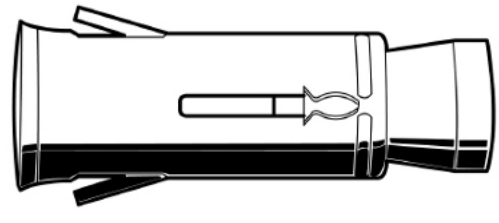

8

Technical Data

Type / d	FHY M6	FHY M8	FHY M10
d_o	10	12	16
h_{ef}	30	35	40
Length (L) (mm)	37	43	52
Min. t_d	50	60	65
Structural part thickness (min.)	40	40	40
T_{inst}	10	10	20
Allowable load (kN)			
Concrete ≥ C45/55	2	2	3

Assembly sequence

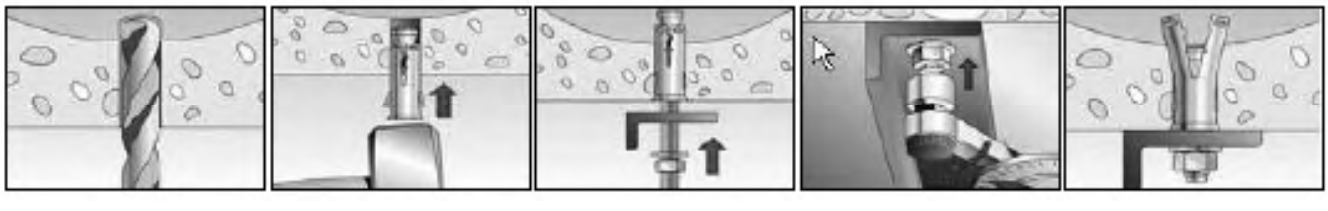

- **d_o = Nominal diameter of drill bit**
- **Min. t_d = Recommended drilling depth**
- **h_{ef} = Effective anchorage depth**
- **Tinst = Tightening torque in Nm. (screws for class 5.8 or A4-70).**
- Allowable load (kN) for a single anchor in pre-stressed hollow-core concrete panels.
- For combinations of tensile loads, shear loads, bending moments as well as reduced edge distances or spacings (anchor groups) see approval.

63428	FISCHER Hollow-ceiling anchor type FHY / FISCHER Kanaalplaatanker type FHY / FISCHER Douille d'ancrage pour plafonds creux type FHY	N03A

Thread Metric thread
Material Steel
Surface treatment Zinc plated

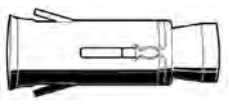

Type / d	✉	Art.number	Type / d	✉	Art.number	Type / d	✉	Art.number
FHY M6	50	63428.060.001	FHY M8	25	63428.080.001	FHY M10	20	63428.100.001

Concrete anchoring screw hex/hexalobular type US/TX

Betonschroef zeskant/torx type US/TX / Vis à béton tête hexagonale/torx type US/TX

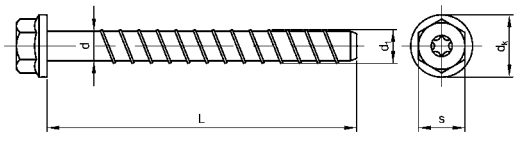



Technical Data

d x L	Allowable load (kN)	d_1	Diameter (mm)	dk ø	Drive size	Length (L) (mm)	Md (max.) (Nm	s
US/TX855	2.9	10.3	8	18	TX40	55	600	13
US/TX870	2.9	10.3	8	18	TX40	70	600	13
US/TX880	2.9	10.3	8	18	TX40	80	600	13
US/TX890	2.9	10.3	8	18	TX40	90	600	13
US/TX8100	2.9	10.3	8	18	TX40	100	600	13
US/TX8110	2.9	10.3	8	18	TX40	110	600	13
US/TX8130	2.9	10.3	8	18	TX40	130	600	13

8

63640	FISCHER Concrete anchoring screw hex/hexalobular type US/TX / FISCHER Betonschroef zeskant/torx type US/TX / FISCHER Vis à béton tête hexagonale/torx type US/TX	N03A

Thread Concrete thread
Material Carbon steel fully hardened
Surface treatment Zinc plated



d x L	✉	Art.number	d x L	✉	Art.number	d x L	✉	Art.number
8X55/5*	50	63640.080.055	8X90-40/25*	50	63640.080.090	8X110-60/45*	50	63640.080.110
8X70-20/5*	50	63640.080.070	8X100-10/35*	50	63640.080.100	8X130-80/65*	50	63640.080.130
8X80-30/15*	50	63640.080.080						

FABORY

Concrete anchoring screw hexagon type US

Betonschroef zeskant type US / Vis à béton tête hexagonale type US

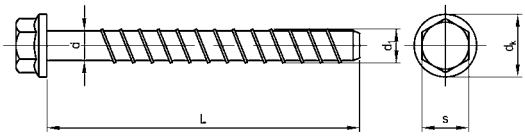



Technical Data

d x L	Allowable load (kN)	d_1	Diameter (mm)	dk ø	Length (L) (mm)	Md (max.) (Nm	s
US1060	4.3	12.5	10	21	60	650	15
US1070	4.3	12.5	10	21	70	650	15
US1080	4.3	12.5	10	21	80	650	15
US1090	4.3	12.5	10	21	90	650	15
US10100	4.3	12.5	10	21	100	650	15
US10120	4.3	12.5	10	21	120	650	15
US10140	4.3	12.5	10	21	140	650	15
US10160	4.3	12.5	10	21	160	650	15
US10200	4.3	12.5	10	21	200	650	15
US10230	4.3	12.5	10	21	230	650	15
US10260	4.3	12.5	10	21	260	650	15
US1270	5.5	14.5	12	23	70	650	17
US1285	5.5	14.5	12	23	85	650	17
US12110	5.5	14.5	12	23	110	650	17
US12130	5.5	14.5	12	23	130	650	17
US12150	5.5	14.5	12	23	150	650	17
US1475	6.1	16.6	14	28	75	650	21
US1495	6.1	16.6	14	28	95	650	21
US14100	6.1	16.6	14	28	100	650	21
US14125	6.1	16.6	14	28	125	650	21
US14150	6.1	16.6	14	28	150	650	21

- **d = Drill diameter.**
- **$M_{d\ (max.)}$ = Maximum allowable torque in Nm for assembly with an impact wrench.**
- **$h_{(nom.)}$ = Minimum anchoring depth.**
- **$h_{(min.)}$ = Minimum hole depth.**
- **t_{fix} = Grip range.**
- The allowable load is valid for one single anchor, at cracked concrete (tensile zone) with concrete class C20/25 and with the minimum anchoring depth.
- Final calculations should comply with the complete European Technical Approval (ETA 15/0352), this approval is also available on request.

63641 **FISCHER Concrete anchoring screw hexagon type US / FISCHER Betonschroef zeskant type US / FISCHER Vis à béton tête hexagonale type US** **N03A**

Thread Concrete thread
Material Carbon steel, hardened
Surface treatment Zinc plated



d x L	✉	Art.number	d x L	✉	Art.number	d x L	✉	Art.number
10X60-5*	50	63641.100.060	10X160-105/95/75*	50	63641.100.160	12X130-70/55/30*	20	63641.120.130
10X70-15/5*	50	63641.100.070	10X200-145/135/115*	20	63641.100.200	12X150-90/75/50*	20	63641.120.150
10X80-25/15*	50	63641.100.080	10X230-175/165/145*	20	63641.100.230	14X75-10/-/-*	20	63641.140.075
10X90-35/25/5*	50	63641.100.090	10X260-205/195/175*	20	63641.100.260	14X95-30/10/-*	20	63641.140.095
10X100-45/35/15	50	63641.100.100	12X70-10/-/-*	20	63641.120.070	14X100-35/15/-	20	63641.140.100
10X120-65/55/35*	50	63641.100.120	12X85-25/10*	20	63641.120.085	14X125-60/40/10*	10	63641.140.125
10X140-85/75/55*	50	63641.100.140	12X110-50/35/10	20	63641.120.110	14X150-85/65/35*	10	63641.140.150

Concrete anchoring screw countersunk type SK

Betonschroef verzonken kop type SK / Vis à béton tête fraisée type SK

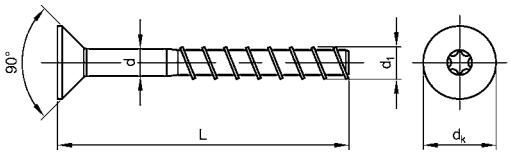



Technical Data

d x L	Allowable load (kN)	d_1	Diameter (mm)	dk ø	Drive size	Length (L) (mm)	Md (max.) (Nm
SK870	2.9	10.3	8	18	TX40	60	600
SK880	2.9	10.3	8	18	TX40	80	600
SK890	2.9	10.3	8	18	TX40	90	600
SK1075	4.3	12.5	10	21	TX50	65	650
SK1080	4.3	12.5	10	21	TX50	80	650
SK1095	4.3	12.5	10	21	TX50	95	650
SK10100	4.3	12.5	10	21	TX50	100	650
SK10120	4.3	12.5	10	21	TX50	120	650

- **d = Drill diameter.**
- **$M_{d\ (max.)}$ = Maximum allowable torque in Nm for assembly with an impact wrench.**
- **$h_{(nom.)}$ = Minimum anchoring depth.**
- **$h_{(min.)}$ = Minimum hole depth.**
- **t_{fix} = Grip range.**
- The allowable load is valid for one single anchor, at cracked concrete (tensile zone) with concrete class C20/25 and with the minimum anchoring depth.
- Final calculations should comply with the complete European Technical Approval (ETA 15/0352), this approval is also available on request.

63645 **FISCHER Concrete anchoring screw countersunk type SK / FISCHER Betonschroef verzonken kop type SK / FISCHER Vis à béton tête fraisée type SK** **N03A**

Thread Concrete thread
Material Carbon steel, hardened
Surface treatment Zinc plated



d x L	✉	Art.number	d x L	✉	Art.number	d x L	✉	Art.number
8X60-10/-*	50	63645.080.060	10X65-10/-/-*	50	63645.100.065	10X100-45/35/15*	50	63645.100.100
8X80-30/15*	50	63645.080.080	10X80-25/15/-*	50	63645.100.080	10X120 65/55/35*	50	63645.100.120
8X90-40/25*	50	63645.080.090	10X95-40/30/10*	50	63645.100.095			

FABORY

Concrete anchoring screw hexagon type BT

Betonschroef zeskant type BT / Vis à béton tête hexagonale type BT

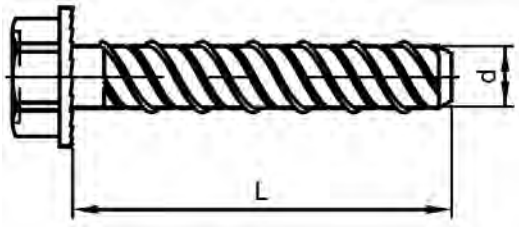



Technical Data

Type	Diameter (mm)	Length (L) (mm)	N_{rec}	s	t_{fix}
BT550	5	50	1.5	7	15
BT650	6	50	1.5	10	15
BT680	6	80	1.9	10	35
BT6100	6	100	1.9	10	55
BT6120	6	120	1.9	10	75
BT6140	6	140	1.9	10	95
BT850	8	50	1.9	13	5
BT875	8	75	3.3	13	10
BT8100	8	100	3.3	13	35
BT1060	10	60	2.6	17	5
BT1075	10	75	2.6	17	20
BT10100	10	100	2.6/4.1	17	45/25
BT10110	10	110	2.6/4.1	17	55/35
BT10120	10	120	2.6/4.1	17	65/45
BT10140	10	140	2.6/4.1	17	85/65
BT10160	10	160	2.6/4.1	17	105/85
BT10200	10	200	2.6/4.1	17	145/125
BT10240	10	240	2.6/4.1	17	185/165
BT10280	10	280	2.6/4.1	17	225/205
BT10320	10	320	2.6/4.1	17	265/245
BT1275	12	75	4.1	19	5
BT12100	12	100	4.1/5.4	19	30/15
BT12150	12	150	4.1/5.4	19	80/65
BT12200	12	200	4.1/5.4	19	130/115
BT16100	16	100	6.3	23	20
BT16150	16	150	6.3/9.9	23	70/40
BT16200	16	200	6.3/9.9	23	120/90
BT16240	16	240	6.3/9.9	23	160/130
BT16280	16	280	6.3/9.9	23	200/170
BT16320	16	320	6.3/9.9	23	240/120
BT65100	-	-	-	-	-

- **d** = Nominal diameter of drill bit.
- **N_{rec}** = Recommended load in kN.
- **s** = Width across flats.
- **t_{fix}** = Grip range.

70560 DEWALT Concrete anchoring screw hexagon type BT / DEWALT Betonschroef zeskant type BT / DEWALT Vis à béton tête hexagonale type BT **P05A**

Material Steel
Surface treatment Zinc plated

Type d x L	✉	Art.number	Type d x L	✉	Art.number	Type d x L	✉	Art.number
BT 5X50	100	70560.050.050	BT 10X240	20	70560.100.240	BT 12X200	20	70560.120.200
BT 6X120	100	70560.060.120	BT 10X280	20	70560.100.280	BT 16X240	10	70560.160.240
BT 10X200	20	70560.100.200						

8

Concrete anchoring screw A4 hexagon type BT

Betonschroef A4 zeskant type BT / Vis à béton A4 tête hexagonale type BT

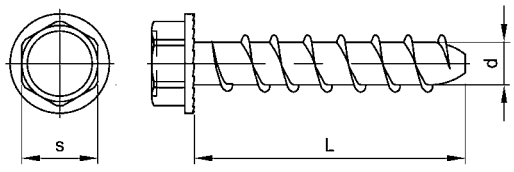

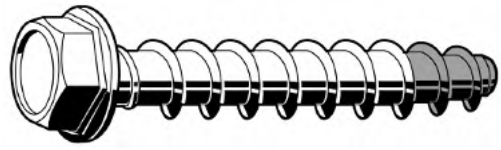

Technical Data

Type	Diameter (mm)	Length (L) (mm)	N_{rec}	s	t_{fix}
BT645	6	45	1.7	10	1
BT660	6	60	2	10	5
BT875	8	75	2.3	13	10
BT895	8	95	2.3	13	30
BT1085	10	85	4.1	17	5
BT10100	10	100	4.1	17	20

- **d** = Nominal diameter of drill bit.
- **N_{rec}** = Recommended load in kN for Non-cracked concrete.
- **s** = Width across flats.
- **t_{fix}** = Grip range.

70561 **DEWALT Concrete anchoring screw A4 hexagon type BT / DEWALT Betonschroef A4 zeskant type BT / DEWALT Vis à béton A4 tête hexagonale type BT** **P05A**

Material Stainless steel A4

d x L	✉	Art.number	d x L	✉	Art.number	d x L	✉	Art.number
6X45MM	100	70561.060.045	6/5X60MM	100	70561.060.060	10/20X100MM	50	70561.100.100

FABORY

Concrete anchoring screw round head type BT

Betonschroef bolkop type BT / Vis à béton tête ronde type BT

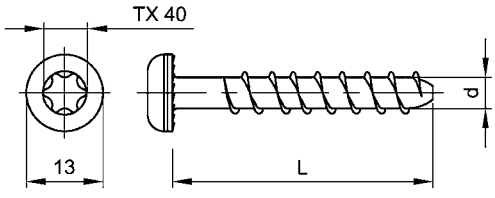

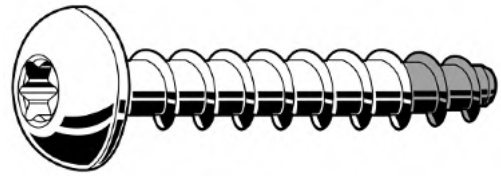

Technical Data

Type	Diameter (mm)	Length (L) (mm)	No. Torx®	N_{rec}	t_{fix}
BT645	6	45	40	1.5	10
BT650	6	50	40	1.5	15

- d = Nominal diameter of drill bit.
- N_{rec} = Recommended load in kN.
- t_{fix} = Grip range.

70562 DEWALT Concrete anchoring screw round head type BT / DEWALT Betonschroef bolkop type BT / DEWALT Vis à béton tête ronde type BT **P05A**

Material Steel
Surface treatment Zinc plated



d x L	✉	Art.number	d x L	✉	Art.number
6X45MM	100	70562.060.045	6X50MM	100	70562.060.050

8

Concrete anchoring screw countersunk type BT

Betonschroef verzonken type BT / Vis à béton tête fraisée type BT

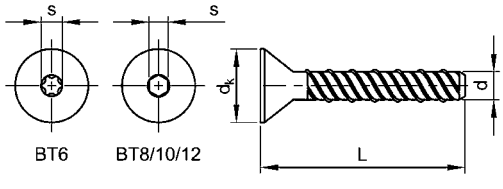



Technical Data

Type	Diameter (mm)	d_k	Length (L) (mm)	N_{rec}	s	Socket	t_{fix}
BT650	6	16	50	1.5	-	T40	15
BT675	6	16	75	1.5	-	T40	40
BT850	8	20	50	1.9	-	T40	5
BT875	8	20	75	3.3	6	-	10
BT8100	8	20	100	3.3	6	-	35
BT1060	10	24.5	60	2.6	6	-	5
BT1075	10	24.5	75	2.6	8	-	20
BT10100	10	24.5	100	2.6/4.1	8	-	45/25
BT1275	12	27.5	75	4.1	10	-	5
BT12100	12	27.5	100	4.1/5.4	10	-	30/15
BT12150	12	27.5	150	4.1/5.4	10	-	80/65

- d = Nominal diameter of drill bit.
- N_{rec} = Recommended load in kN for Non-cracked concrete.
- s = Width across flats.
- t_{fix} = Grip range.

70564	DEWALT Concrete anchoring screw countersunk type BT / DEWALT Betonschroef verzonken type BT / DEWALT Vis à béton tête fraisée type BT	P05A

Material Steel
Surface treatment Zinc plated



d x L	✉	Art.number	d x L	✉	Art.number	d x L	✉	Art.number
6X50MM	100	70564.060.050	10X60MM	50	70564.100.060	12X75MM	25	70564.120.075
6X75MM	50	70564.060.075	10X75MM	50	70564.100.075	12X100MM	25	70564.120.100
8X50MM	50	70564.080.050	10X100MM	50	70564.100.100	12X150MM	20	70564.120.150
8X100MM	50	70564.080.100						

Anchoring screw hexagon type TAPH

Betonschroef zeskant type TAPH / Vis béton tête hexagonale type TAPH

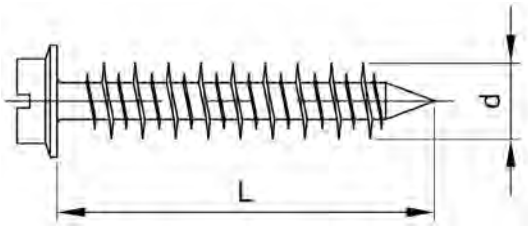



Technical Data

d x L	d_o	N_{rec}	s	t_{fix}
4.8x32	4.0	0.5	1/4	7
4.8x45	4.0	0.5	1/4	20
4.8x57	4.0	0.5	1/4	32
6.3x32	4.8	0.5	5/16-8MM	7
6.3x45	4.8	0.5	5/16-8MM	20
6.3x57	4.8	0.5	5/16-8MM	32
6.3x70	4.8	0.5	5/16-8MM	45
6.3x82	4.8	0.5	5/16-8MM	57

- d_o = Nominal diameter of drill bit.
- h_o = Drilling depth.
- N_{rec} = Recommended load in kN for concrete.
- t_{fix} = Grip range.

70565	DEWALT Anchoring screw hexagon type TAPH / DEWALT Betonschroef zeskant type TAPH / DEWALT Vis béton tête hexagonale type TAPH	P05A

Material Steel
Surface treatment Perma-Seal



d x L	✉	Art.number	d x L	✉	Art.number	d x L	✉	Art.number
6,3X32MM	100	70565.063.032	6,3X57MM	100	70565.063.057	6,3X82MM	100	70565.063.082
6,3X45MM	100	70565.063.045	6,3X70MM	100	70565.063.070			

FABORY

Anchoring screw countersunk type TAPC

Betonschroef verzonken type TAPC / Vis béton tête fraisée type TAPC

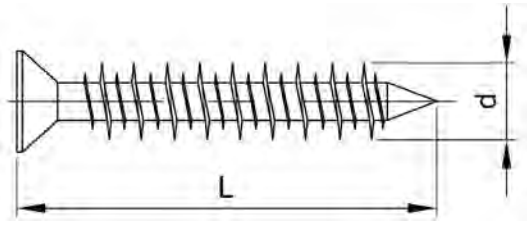



Technical Data

d x L	d_o	No. cross recess	N_{rec}	t_{fix}
4.8x32	4.0	2	0.5	7
4.8x45	4.0	2	0.5	20
4.8x57	4.0	2	0.5	32
4.8x70	4.0	2	0.5	45
4.8x82	4.0	2	0.5	57
4.8x100	4.0	2	0.5	75
6.3x32	4.8	3	0.5	7
6.3x45	4.8	3	0.5	20
6.3x57	4.8	3	0.5	32
6.3x70	4.8	3	0.5	45
6.3x82	4.8	3	0.5	57
6.3x100	4.8	3	0.5	75
6.3x125	4.8	3	0.5	100

- d_o = Nominal diameter of drill bit.
- N_{rec} = Recommended load in kN.
- t_{fix} = Grip range.

8

70566 **DEWALT Anchoring screw countersunk type TAPC / DEWALT Betonschroef verzonken type TAPC / DEWALT Vis béton tête fraisée type TAPC** **P05A**

Material Steel
Surface treatment Perma-Seal



d x L	✉	Art.number	d x L	✉	Art.number	d x L	✉	Art.number
4,8X57MM	100	70566.048.057	6,3X45MM	100	70566.063.045	6,3X82MM	100	70566.063.082
4,8X100MM	100	70566.048.100	6,3X57MM	100	70566.063.057	6,3X100MM	100	70566.063.100
6,3X32MM	100	70566.063.032	6,3X70MM	100	70566.063.070	6,3X125MM	100	70566.063.125

Anchoring screw countersunk

Verzonken schroef / Vis d'ancrage tête fraisée

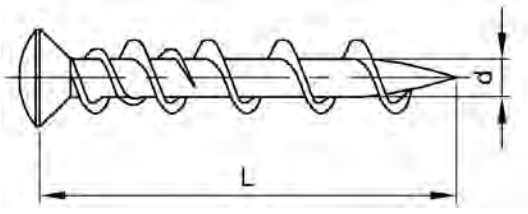



Technical Data

d x L	d_o	h_o	No. cross recess	No. Torx®	N_{rec}	t_{fix}
5x32	5	35	2	-	0.3	3
5x50	5	35	-	25	0.3	21
5x70	5	35	-	25	0.3	41

- d_o = Nominal diameter of drill bit.
- h_o = Drilling depth.
- N_{rec} = Recommended load in kN for concrete.
- t_{fix} = Grip range.

Article groups

Driving features	Material	Surface treatment		Code	Page
Phillips	St.	ZPL		70567	8-67
Phillips	St.	ZPL	white head	70568	8-67
Torx®	St.	ZPL		70569	8-67

70567 **DEWALT Anchoring screw countersunk / DEWALT Verzonken schroef / DEWALT Vis d'ancrage tête fraisée** **P05A**

Material Steel
Surface treatment Zinc plated



d x L	✉	Art.number
5X32MM	100	70567.050.032

70568 **DEWALT Anchoring screw countersunk / DEWALT Verzonken schroef / DEWALT Vis d'ancrage tête fraisée** **P05A**

Material Steel
Surface treatment Zinc plated



d x L	✉	Art.number
5X32MM	100	70568.050.032

70569 **DEWALT Anchoring screw countersunk / DEWALT Verzonken schroef / DEWALT Vis d'ancrage tête fraisée** **P05A**

Material Steel
Surface treatment Zinc plated



d x L	✉	Art.number	d x L	✉	Art.number
5X50MM/TX25	100	70569.050.050	5X70MM/TX25	100	70569.050.070

FABORY

Anchor bolt ThruFast - ThruMaxx

Doorsteekanker ThruFast - ThruMaxx / Goujon d'ancrage ThruFast - ThruMaxx

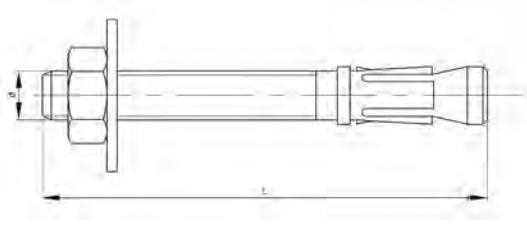



Technical Data

Type	C_{cr}, N	d_f	Diameter (d-D)	d_o	h (nom.)	h_1	h_{ef}	Length (L) (mm)	N_{rec}	Ring ø	s	S_{cr}, N	t_{fix} (max.)	T_{inst}
6x60	60	7	M6	6	49.5	55	40	60	4.29	12	10	120	2	7
6x70	60	7	M6	6	49.5	55	40	70	3.93	12	10	120	12	7
6x80	60	7	M6	6	49.5	55	40	80	3.93	12	10	120	22	7
6x80 (A2-A4)	60	7	M6	6	49.5	55	40	80	4.29	12	10	120	22	7
6x90	60	7	M6	6	49.5	55	40	90	3.93	12	10	120	32	7
6x100	60	7	M6	6	49.5	55	40	100	3.93	12	10	120	42	7
6x120	60	7	M6	6	49.5	55	40	120	3.93	12	10	120	62	7
6x140	60	7	M6	6	49.5	55	40	140	3.93	12	10	120	82	7
8x75	72	9	M8	8	59.5	65	48	75	5.71	16	13	144	5	20
8x90	72	9	M8	8	59.5	65	48	90	5.71	16	13	144	20	20
8x115	72	9	M8	8	59.5	65	48	115	5.71	16	13	144	45	20
8x130	72	9	M8	8	59.5	65	48	130	5.71	16	13	144	60	20
8x155	72	9	M8	8	59.5	65	48	155	5.71	16	13	144	85	20
10x70	83	12	M10	10	53.5	60	42	70	5.43	20	17	165	5	35
10x90	83	12	M10	10	66.5	75	55	90	6.35	20	17	165	10	35
10x120	83	12	M10	10	66.5	75	55	120	6.35	20	17	165	40	35
10x150	83	12	M10	10	66.5	75	55	150	6.35	20	17	165	70	35
10x170	83	12	M10	10	66.5	75	55	170	6.35	20	17	165	90	35
12x75	98	14	M12	12	55	60	43	75	5.64	24	19	195	5	60
12x90	98	14	M12	12	77	85	65	90	8.84	24	19	195	5	60
12x110	98	14	M12	12	77	85	65	110	9.92	24	19	195	18	60
12x140	98	14	M12	12	77	85	65	140	9.92	24	19	195	48	60
12x160	98	14	M12	12	77	85	65	160	9.92	24	19	195	68	60
12x180	98	14	M12	12	77	85	65	180	9.92	24	19	195	88	60
14x120	113	16	M14	14	91	100	75	120	11.91	28	22	225	12	90
14x145	113	16	M14	14	91	100	75	145	11.91	28	22	225	37	90
14x170	113	16	M14	14	91	100	75	170	11.91	28	22	225	62	90
16x90	126	18	M16	16	69	75	49	90	6.86	30	24	252	4	120
16x125	126	18	M16	16	103.5	110	84	125	13.89	30	24	252	3	120
16x145	126	18	M16	16	103.5	110	84	145	13.89	30	24	252	23	120
16x170	126	18	M16	16	103.5	110	84	170	13.89	30	24	252	48	120
16x220	126	18	M16	16	103.5	110	84	220	13.89	30	24	252	98	120
20x120	155	22	M20	20	93	105	71	120	11.96	37	30	309	5	240
20x170	155	22	M20	20	125	135	103	170	19.84	37	30	309	23	240
20x220	155	22	M20	20	125	135	103	220	19.84	37	30	309	73	240

- d_o = Nominal diameter of drill bit
- s = Width across flats
- ring ø = Washer diameter
- d_f = Diameter of clearance hole in the fixture
- h_1 = Recommended drilling depth
- h(nom) = Minimum hole depth
- h_{ef} = Effective anchorage depth
- S_{cr},N = Spacing characteristic
- C_{cr},N = Edge distance characteristic
- t_{fix}(max) = Grip range
- T_{inst} = Tightening torque in Nm
- N_{rec} = Recommended load in kN
- The allowable load is valid for one single anchor, at non-cracked concrete (pressure zone) with concrete class C20/25, incl. partial safety factor γ_f= 1,4 and if the S_{cr}, N and C_{cr}, N are taken in to account.

Assembly sequence



Article groups

Thread	Material	Surface treatment		Code	Page
M	St.	ZPL		30550	8-69
M	St.st. A2			30552	8-69
M	St.	ZPL	ETA-7	30551	8-69
M	St.st. A4		ETA-7	30553	8-70

30550 MAXXFAST Anchor bolt ThruFast - ThruMaxx / MAXXFAST Doorsteekanker ThruFast - ThruMaxx / MAXXFAST Goujon d'ancrage ThruFast - ThruMaxx — MF50

Thread Metric thread
Material Steel
Surface treatment Zinc plated



Type	✉	Art.number	Type	✉	Art.number	Type	✉	Art.number
6X70	200	30550.060.070						
6X80	200	30550.060.080	10X70	100	30550.100.070	14X120	25	30550.140.120
6X90	200	30550.060.090	10X90	100	30550.100.090	14X145	25	30550.140.145
6X100	200	30550.060.100	10X120	50	30550.100.120	14X170	20	30550.140.170
6X120	100	30550.060.120	10X150	50	30550.100.150			
						16X125	25	30550.160.125
8X75	100	30550.080.075	12X75	50	30550.120.075	16X145	25	30550.160.145
8X90	100	30550.080.090	12X110	50	30550.120.110	16X170	10	30550.160.170
8X115	100	30550.080.115	12X140	25	30550.120.140	16X220	10	30550.160.220
8X130	100	30550.080.130	12X160	25	30550.120.160			
8X155	50	30550.080.155	12X180	25	30550.120.180	20X170	10	30550.200.170

- Full boxes only.

30552 MAXXFAST Anchor bolt ThruFast - ThruMaxx / MAXXFAST Doorsteekanker ThruFast - ThruMaxx / MAXXFAST Goujon d'ancrage ThruFast - ThruMaxx — MF50

Thread Metric thread
Material Stainless steel A2



Type	✉	Art.number	Type	✉	Art.number	Type	✉	Art.number
6X60	200	30552.060.060	10X120	50	30552.100.120	16X90	25	30552.160.090
6X80	200	30552.060.080	10X150	50	30552.100.150	16X145	25	30552.160.145
						16X170	10	30552.160.170
8X75	100	30552.080.075	12X90	50	30552.120.090			
8X90	100	30552.080.090	12X110	50	30552.120.110	20X120	10	30552.200.120
8X115	100	30552.080.115	12X140	25	30552.120.140	20X170	10	30552.200.170
						20X220	10	30552.200.220
10X90	100	30552.100.090						

- Full boxes only.

30551 MAXXFAST Anchor bolt ThruFast - ThruMaxx / MAXXFAST Doorsteekanker ThruFast - ThruMaxx / MAXXFAST Goujon d'ancrage ThruFast - ThruMaxx — MF50

Thread Metric thread
Material Steel
Surface treatment Zinc plated



ETA — European Technical Approval Option 7 for non cracked concrete

Final calculations should comply with the complete European Technical Approval (ETA), this approval is also available on request.

Type	✉	Art.number	Type	✉	Art.number	Type	✉	Art.number
6X70	200	30551.060.070	8X90	100	30551.080.090	10X120	50	30551.100.120
6X80	200	30551.060.080	8X115	100	30551.080.115	10X150	50	30551.100.150
6X90	200	30551.060.090	8X130	100	30551.080.130	10X170	50	30551.100.170
6X100	200	30551.060.100	8X155	50	30551.080.155			
						12X110	50	30551.120.110
8X75	100	30551.080.075	10X90	100	30551.100.090	12X140	25	30551.120.140

8

FABORY

30551	MAXXFAST Anchor bolt ThruFast - ThruMaxx / MAXXFAST Doorsteekanker ThruFast - ThruMaxx / MAXXFAST Goujon d'ancrage ThruFast - ThruMaxx	←

Type	✉	Art.number	Type	✉	Art.number	Type	✉	Art.number
12X160	25	30551.120.160	14X145	25	30551.140.145	16X145	25	30551.160.145
12X180	25	30551.120.180	14X170	20	30551.140.170	16X170	10	30551.160.170
14X120	25	30551.140.120	16X125	25	30551.160.125	20X170	10	30551.200.170

- Full boxes only.

30553	MAXXFAST Anchor bolt ThruFast - ThruMaxx / MAXXFAST Doorsteekanker ThruFast - ThruMaxx / MAXXFAST Goujon d'ancrage ThruFast - ThruMaxx	MF50

Thread Metric thread
Material Stainless steel A4

MAXXFAST PROFESSIONAL HARDWARE

RoHS



ETA
European Technical Approval
Option 7 for non cracked concrete

Final calculations should comply with the complete European Technical Approval (ETA), this approval is also available on request.

Type	✉	Art.number	Type	✉	Art.number	Type	✉	Art.number
6X60	200	30553.060.060	10X90	100	30553.100.090			
6X80	200	30553.060.080	10X120	50	30553.100.120	16X145	25	30553.160.145
			10X150	50	30553.100.150	16X170	10	30553.160.170
8X75	100	30553.080.075						
8X90	100	30553.080.090	12X90	50	30553.120.090	20X170	10	30553.200.170
8X115	100	30553.080.115	12X110	50	30553.120.110	20X220	10	30553.200.220
			12X140	25	30553.120.140			

- Full boxes only.

8

Ancher bolt EXA

Doorsteekanker EXA / Goujon à filetage intérieur EXA

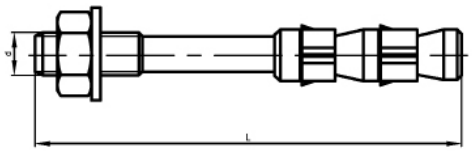



Technical Data

d_o / t_{fix}	Diameter (d-D)	d_o	h_{ef}	kN	Length (L) (mm)	Min. t_d	s	t_{fix}
6/5	M6	6	29	-	50	50	10	5
8/5	M8	8	47	4.1	60	60	13	5
8/15	M8	8	47	4.1	85	60	13	15
10/5	M10	10	49	6.3	70	65	17	5
10/15	M10	10	49	6.3	92	85	17	15
10/45	M10	10	49	6.3	122	115	17	45
12/5	M12	12	67	9.9	76	85	19	5
12/15	M12	12	67	9.9	112	105	19	15
12/55	M12	12	67	9.9	152	145	19	55
16/10	M16	16	85	16.7	110	100	24	10
16/30	M16	16	85	16.7	140	110	24	30
6/10	M6	6	44	-	70	70	10	10
6/40	M6	6	44	-	100	100	10	40
8/28	M8	8	47	4.1	98	95	13	28
8/55	M8	8	47	4.1	125	120	13	55
8/100	M8	8	47	4.1	170	165	13	100
10/90	M10	10	49	6.3	167	160	17	90
10/140	M10	10	49	6.3	217	210	17	140
10/160	M10	10	49	6.3	237	230	17	160

Technical Data

d_o / t_{fix}	Diameter (d-D)	d_o	h_{ef}	kN	Length (L) (mm)	Min. t_d	s	t_{fix}
12/35	M12	12	67	9.9	132	125	19	35
12/85	M12	12	67	9.9	182	175	19	85
12/105	M12	12	67	9.9	202	195	19	105
16/75	M16	16	85	16.7	198	185	24	75
20/10	M20	20	103	24.8	127	110	30	10
20/25	M20	20	103	24.8	172	155	30	25
20/80	M20	20	103	24.8	227	210	30	80
20/220	M20	20	103	24.8	367	350	30	220
24/40	M24	24	158	-	253	230	36	40

- **d_o = Nominal diameter of drill bit.**
- **Min. td = Advised drilling depth.**
- **h_{ef} = Effective anchorage depth.**
- **t_{fix} = Grip range.**
- **kN = Recommended load in kN.**
- The allowable load is valid for 1 separate anchor, for cracked concrete (tensile zone) in the class C20/25, incl. partial safety factor γf= 1,4 and when the Scr, N and Ccr, N are not exceeded.
- For the final calculations, it is mandatory to take into account the entire European Technical Approval (ETA), which is available on request.
- ETA option only for M8-M20

Assembly aspects

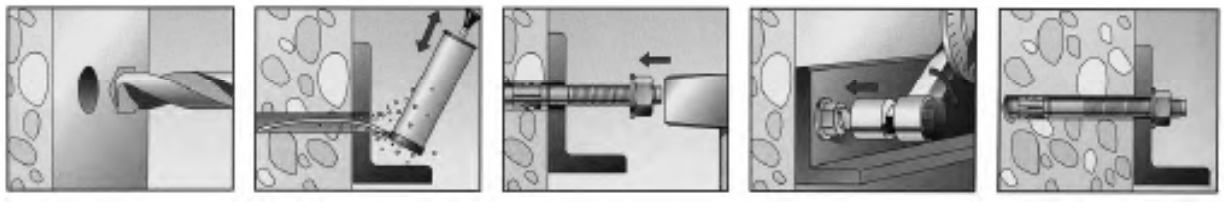

63328 FISCHER Ancher bolt EXA / FISCHER Doorsteekanker EXA / FISCHER Goujon à filetage intérieur EXA **N03F**

Material Steel
Surface treatment Zinc plated

fischer innovative solutions

RoHS



d_o / t_{fix} (dxL)	✉	Art.number	d_o / t_{fix} (dxL)	✉	Art.number	d_o / t_{fix} (dxL)	✉	Art.number
8/5 (8X60)	50	63328.008.005	10/45 (10X122)	50	63328.010.045	12/55 (12X156)	25	63328.012.055
8/15 (8X65)	50	63328.008.015	12/5 (12X80)	25	63328.012.005	16/10 (16X110)	20	63328.016.010
10/5 (10X70)	50	63328.010.005	12/15 (12X116)	25	63328.012.015	16/30 (16X153)	10	63328.016.030
10/15 (10X92)	50	63328.010.015						

8

FABORY

Bolt type FBN II

Snelbouwanker type FBN II / Goujon à expansion type FBN II

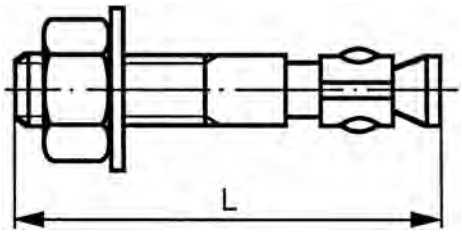



Technical Data

Type	Diameter (d-D)	d_o	h_{ef}	kN	Length (L) (mm)	Min. t_d	Ring ø	t_{fix}
FBN II 6/5	M6	6	30	1.5	50	45	12X1.6	5
FBN II 6/10	M6	6	30	1.5	55	50	12X1.6	10
FBN II 6/30	M6	6	30	1.5	75	70	12X1.6	30
FBN II 8/5	M8	8	40	2.9-6.1	66	61	16X1.6	5
FBN II 8/10	M8	8	40	2.9-6.1	71	66	16X1.6	10
FBN II 8/20	M8	8	40	2.9-6.1	81	76	16X1.6	20
FBN II 8/30	M8	8	40	2.9-6.1	91	86	16X1.6	30
FBN II 8/50	M8	8	40	2.9-6.1	111	106	16X1.6	50
FBN II 8/70	M8	8	40	2.9-6.1	131	126	16X1.6	70
FBN II 8/100	M8	8	40	2.9-6.1	161	156	16X1.6	100
FBN II 8/5 K	M8	8	30	2.9-6.1	56	51	16X1.6	5
FBN II 8/10 K	M8	8	30	2.9-6.1	61	56	16X1.6	10
FBN II 8/30 K	M8	8	30	2.9-6.1	81	76	16X1.6	30
FBN II 10/10	M10	10	50	6.1-8.5	86	78	20X2	10
FBN II 10/20	M10	10	50	6.1-8.5	96	88	20X2	20
FBN II 10/30	M10	10	50	6.1-8.5	106	98	20X2	30
FBN II 10/50	M10	10	50	6.1-8.5	126	118	20X2	50
FBN II 10/70	M10	10	50	6.1-8.5	146	138	20X2	70
FBN II 10/100	M10	10	50	6.1-8.5	176	168	20X2	100
FBN II 10/140	M10	10	50	6.1-8.5	216	208	20X2	140
FBN II 10/160	M10	10	50	6.1-8.5	236	228	20X2	160
FBN II 10/5 K	M10	10	40	6.1-8.5	71	63	20X2	5
FBN II 10/10 K	M10	10	40	6.1-8.5	76	68	20X2	10
FBN II 10/30 K	M10	10	40	6.1-8.5	96	88	20X2	30
FBN II 12/10	M12	12	65	8.5-12.6	106	95	24X2.5	10
FBN II 12/20	M12	12	65	8.5-12.6	116	105	24X2.5	20
FBN II 12/30	M12	12	65	8.5-12.6	126	115	24X2.5	30
FBN II 12/50	M12	12	65	8.5-12.6	146	135	24X2.5	50
FBN II 12/80	M12	12	65	8.5-12.6	176	165	24X2.5	80
FBN II 12/100	M12	12	65	8.5-12.6	196	185	24X2.5	100
FBN II 12/120	M12	12	65	8.5-12.6	216	205	24X2.5	120
FBN II 12/140	M12	12	65	8.5-12.6	236	225	24X2.5	140
FBN II 12/160	M12	12	65	8.5-12.6	256	245	24X2.5	160
FBN II 12/5 K	M12	12	50	8.5-12.6	86	75	24X2.5	5
FBN II 12/10 K	M12	12	50	8.5-12.6	91	80	24X2.5	10
FBN II 12/30 K	M12	12	50	8.5-12.6	111	100	24X2.5	30
FBN II 16/10	M16	16	80	12.6-17.2	130	114	30X3	10
FBN II 16/25	M16	16	80	12.6-17.2	145	129	30X3	25
FBN II 16/50	M16	16	80	12.6-17.2	170	154	30X3	50
FBN II 16/80	M16	16	80	12.6-17.2	200	184	30X3	80
FBN II 16/100	M16	16	80	12.6-17.2	220	204	30X3	100
FBN II 16/140	M16	16	80	12.6-17.2	260	244	30X3	140
FBN II 16/160	M16	16	80	12.6-17.2	280	264	30X3	160
FBN II 16/200	M16	16	80	12.6-17.2	320	304	30X3	200
FBN II 16/15 K	M16	16	65	12.6-17.2	120	104	30X3	15
FBN II 16/25 K	M16	16	65	12.6-17.2	130	114	30X3	25
FBN II 20/30	M20	20	105	17.2-25.8	184	165	37X3	30
FBN II 20/60	M20	20	105	17.2-25.8	214	195	37X3	60
FBN II 20/80	M20	20	105	17.2-25.8	234	215	37X3	80
FBN II 20/120	M20	20	105	17.2-25.8	274	255	37X3	120
FBN II 20/10 K	M20	20	80	17.2-25.8	139	120	37X3	10

Go to www.fabory.com for all your tools, safety and metalworking products

- **d_o = Nominal diameter of drill bit.**
- **t_{fix} = Grip range.**
- **h_{ef} = Effective anchorage depth.**
- **Min. t_d = Recommended drilling depth.**
- **kN = Load in kN.**
- The allowable load is valid for one single anchor, at cracked concrete (tensile zone) with concrete class C20/25, incl. partial safety factor γ_f= 1,4 and if the S_{cr}, N and C_{cr}, N are taken in to account.
- When reduction on spacing and edge distance take place a re-calculation of forces should be carried out by making use of the technical guide or calculation software, they are available on request.
- Final calculations should comply with the complete European Technical Approval (ETA), this approval is also available on request.

Assembly sequence

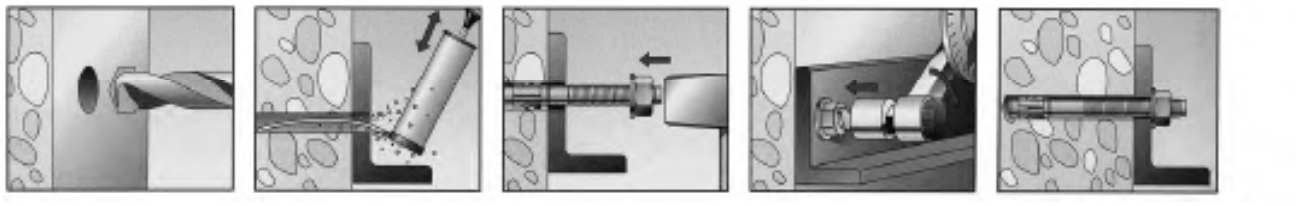

Article groups

Thread	Material	Surface treatment	Code	Page
M	St.	ZPL	63324	8-73
M	St.st. A4		63325	8-74

63324 FISCHER Bolt type FBN II / FISCHER Snelbouwanker type FBN II / FISCHER Goujon à expansion type FBN II **N03A**

Thread Metric thread
Material Steel
Surface treatment Zinc plated

fischer innovative solutions

RoHS



ETA CE
European Technical Approval
Option 7 for non cracked concrete

Final calculations should comply with the complete European Technical Approval (ETA), this approval is also available on request.

d_o / t_{fix} (dxL)	✉	Art.number	d_o / t_{fix} (dxL)	✉	Art.number	d_o / t_{fix} (dxL)	✉	Art.number
6/5 (6X50)	100	63324.060.005	10/70 (10X146)	20	63324.100.070	12/10 K (12X91)	20	63324.121.010
6/10 (6X55)	100	63324.060.010	10/100 (10X176)	20	63324.100.100	12/30 K (12X111)	20	63324.121.030
6/30 (6X75)	100	63324.060.030	10/140 (10X216)	20	63324.100.140	16/25 (16X145)	10	63324.160.025
8/5 (8X66)	50	63324.080.005	10/160 (10X236)*	20	63324.100.160	16/50 (16X170)	10	63324.160.050
8/10 (8X71)	50	63324.080.010	10/5 K (10X71)	50	63324.101.005	16/80 (16X200)	10	63324.160.080
8/20 (8X81)	50	63324.080.020	10/10 K (10X76)	50	63324.101.010	16/100 (16X220)	10	63324.160.100
8/30 (8X91)	50	63324.080.030	12/10 (12X106)	20	63324.120.010	16/140 (16X260)	10	63324.160.140
8/50 (8X111)	50	63324.080.050	12/20 (12X116)	20	63324.120.020	16/160 (16X280)*	10	63324.160.160
8/70 (8X131)	20	63324.080.070	12/30 (12X126)	20	63324.120.030	16/200 (16X320)*	10	63324.160.200
8/100 (8X161)*	20	63324.080.100	12/50 (12X146)	20	63324.120.050	16/15 K (16X120)	10	63324.161.015
8/5 K (8X56)*	50	63324.081.005	12/80 (12X176)	20	63324.120.080	16/25 K (16X130)	10	63324.161.025
8/10 K (8X61)	50	63324.081.010	12/100 (12X196)	20	63324.120.100	20/30 (20X184)	10	63324.200.030
10/10 (10X86)	50	63324.100.010	12/120 (12X216)	20	63324.120.120	20/60 (20X214)	10	63324.200.060
10/20 (10X96)	50	63324.100.020	12/140 (12X236)*	20	63324.120.140	20/80 (20X234)	10	63324.200.080
10/30 (10X106)	50	63324.100.030	12/160 (12X256)	20	63324.120.160	20/120 (20X274)	10	63324.200.120
10/50 (10X126)	20	63324.100.050	12/5 K (12X86)	20	63324.121.005	20/10 K (20X139)	10	63324.201.010

63325	FISCHER Bolt type FBN II / FISCHER Snelbouwanker type FBN II / FISCHER Goujon à expansion type FBN II	N03A

Thread Metric thread
Material Stainless steel A4



Final calculations should comply with the complete European Technical Approval (ETA), this approval is also available on request.

d_o / t_{fix} (dxL)	✉	Art.number	d_o / t_{fix} (dxL)	✉	Art.number	d_o / t_{fix} (dxL)	✉	Art.number
6/10 (6X55)	100	63325.060.010	10/30 (10X106)	50	63325.100.030	12/100 (12X196)	20	63325.120.100
6/30 (6X75)	100	63325.060.030	10/50 (10X126)	20	63325.100.050	16/10 (16X130)	10	63325.160.010
8/10 (8X71)	50	63325.080.010	10/100 (10X176)*	20	63325.100.100	16/25 (16X145)	10	63325.160.025
8/30 (8X91)	50	63325.080.030	12/20 (12X116)	20	63325.120.020	16/50 (16X170)	10	63325.160.050
8/50 (8X111)*	50	63325.080.050	12/30 (12X126)	20	63325.120.030			
10/20 (10X96)	50	63325.100.020	12/50 (12X146)	20	63325.120.050			

Channel plug

Kanaalplaatanker / L'ancrage traversant



8

63950	FISCHER Components / FISCHER Componenten / FISCHER Composants	N03A

Type	✉	Art.number	Type	✉	Art.number	Type	✉	Art.number
12/55 M8	50	63950.120.055	18/75 M12*	50	63950.180.075	18/85 M12*	25	63950.180.085
15/65 M10*	50	63950.150.065						

Through bolt anchor

Doorsteekanker / Goujon à expansion

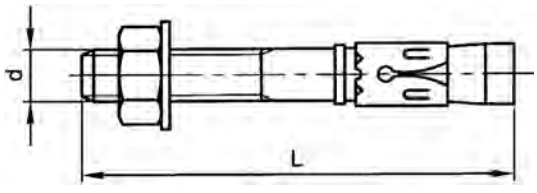

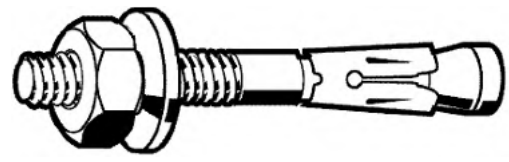

Technical Data

Type	C_{cr}, N	$C_{min.}$	Code	d_f	Diameter (d-D)	d_o	h_{ef}	h_{min}	h_o	Length (L) (mm)	N	S_{cr}, N	$S_{min.}$	t_{fix}	T_{inst}
8-20-90	72-55	60-55	C	9	M8	8	48-35	100	65-52	70	3.0-2.0	144-155	50-45	7-20	15
8-40	72-55	60-55	E	9	M8	8	48-35	100	65-52	90	3.0-2.0	144-105	50-45	27-40	15
8-80	72-55	60-55	H	9	M8	8	48-35	100	65-52	130	3.0-2.0	144-105	50-45	67-80	15
10-15	78-75	75-65	C	12	M10	10	52-42	104-100	72-62	76.2	4.0-3.0	156-125	65-55	5-15	30
10-35	78-75	75-65	E	12	M10	10	52-42	104-100	72-62	96.2	4.0-3.0	156-126	65-55	25-35	30
10-80	78-75	75-65	I	12	M10	10	52-42	104-100	72-62	141.2	4.0-3.0	156-126	65-55	70-80	30
12-25	102-100	100-90	E	14	M12	12	68-50	136-100	93-75	100	6.6-5.3	204-150	100-75	8-25	50
12-65	102-100	100-90	I	14	M12	12	68-50	136-100	93-75	140	6.6-5.3	204-105	100-75	48-65	50
12-105	102-100	100-90	L	14	M12	12	68-50	136-100	93-75	180	6.6-5.3	204-150	100-75	88-105	50
12-145	102-100	100-90	O	14	M12	12	68-50	136-100	93-75	220	6.6-5.3	204-150	100-75	128-145	50
16-30	129-100	100-105	G	18	M16	16	86-64	172-128	117-95	125	13.2-8.3	258-192	100-90	8-30	100
16-75	129-100	100-105	K	18	M16	16	86-64	172-128	117-95	170	13.2-8.3	258-192	100-90	53-75	100
20-50	150-115	115-125	J	22	M20	20	100-74	200-148	136-110	160	9.9-9.9	300-222	100-105	25-50	160
20-105	150-115	115-125	J	22	M20	20	100-74	200-148	136-110	215	9.9-9.9	300-222	100-105	80-105	160

- **Code = Letter code marking.**
- **d_o = Nominal diameter of drill bit.**
- **T_{inst} = Tightening torque in Nm.**
- **d_f = Diameter of clearance hole in the fixture.**
- **$h_{min.}$ = Minimal thickness of concrete member.**
- **h_o = Recommended drilling depth**
- **.t_{fix} = Thickness of the fixture.**
- **h_{ef} = Effective anchorage depth.**
- **S_{cr}, N = Spacing characteristic.**
- **C_{cr}, N = Edge distance characteristic.**
- **$S_{min.}$ = Minimal spacing.**
- **$C_{min.}$ = Minimal edge distance.**
- **N = Allowable load in kN.**
- The allowable load is valid for one single anchor, at non-cracked concrete (pressure zone) with concrete class C20/25, incl. partial safety factor γ_f= 1,4 and if the S_{cr}, N and C_{cr}, N are taken in to account.
- When reduction on spacing and edge distance take place a re-calculation of forces should be carried out by making use of the technical guide or calculation software, they are available on request.
- Final calculations should comply with the complete European Technical Approval (ETA), this approval is also available on request.

Assembly sequence

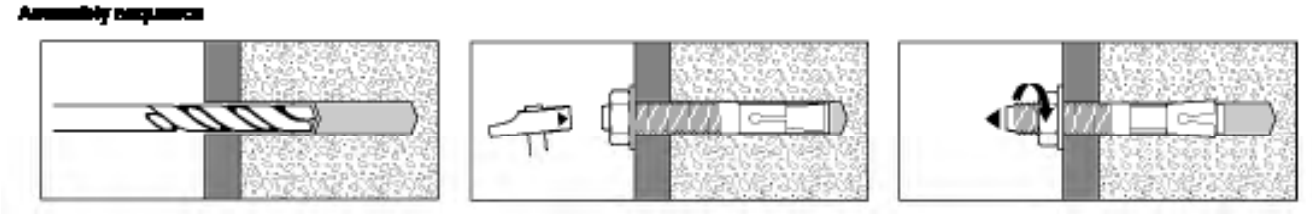

70927 SPIT Through bolt anchor / SPIT Doorsteekanker / SPIT Goujon à expansion **P03A**

Material Steel
Surface treatment Zinc plated



Type	✉	Art.number	Type	✉	Art.number	Type	✉	Art.number
M8X20	100	70927.080.020	M12X25	25	70927.120.025	M16X30	20	70927.160.030
M8X40	50	70927.080.040	M12X65	25	70927.120.065	M16X75	10	70927.160.075
M10X15	50	70927.100.015	M12X105	20	70927.120.105	M20X50	10	70927.200.050
M10X35	50	70927.100.035	M12X145	20	70927.120.145	M20X105	10	70927.200.105
M10X80	25	70927.100.080						

8

FABORY

Anchor bolt

Doorsteekanker / Goujon d'ancrage



Technical Data

Type	Diameter (d-D)	d_o	h_{ef}	kN	Length (L) (mm)	t_{fix}
FIX Z 8/20	M8	8	34	1.7	70	20
FIX Z 8/40	M8	8	48	3.8	90	40
FIX Z 10/15	M10	10	58	4.7	75	15
FIX Z 10/35	M10	10	58	4.7	95	35
FIX Z 12/25	M12	12	70	6.5	100	25
FIX Z 16/30	M16	16	86	11.5	125	30

- **d_o= Nominal diameter of drill bit.**
- **Min. t_d= Recommended drilling depth.**
- **h_{ef}= Effective anchorage depth.**
- **t_{fix}= Grip range.**
- **s = Width across flats.**
- **kN = Load in kN.**
- The allowable load is valid for one single anchor, at cracked concrete (tensile zone) with concrete class C20/25, incl. partial safety factor γ_f= 1,4 and if the S_{cr}, N and C_{cr}, N are taken in to account.
- Final calculations should comply with the complete European Technical Approval (ETA), this approval is also available on request.

70835 **SPIT Anchor bolt / SPIT Doorsteekanker / SPIT Goujon d'ancrage** **P03B**

Thread Metric thread
Material Stainless steel A4



8

Type	✉	Art.number	Type	✉	Art.number	Type	✉	Art.number
8-20	100	70835.080.020	10-15	50	70835.100.015	12-25	25	70835.120.025
8-40	50	70835.080.040	10-35	50	70835.100.035	16-30	25	70835.160.030

Through bolt anchor

Doorsteekanker Promaxx / Goujon d'ancrage Promaxx

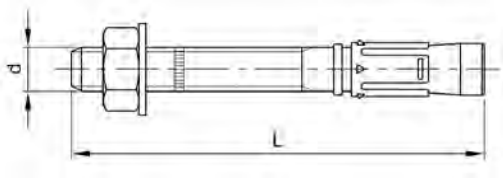



Technical Data

d x L	C_{cr}, N	$C_{min.}$	Code	d_f	d_o	h (nom.)	h_1	h_{ef}	N_{rec}	Ring ø	s	S_{cr}, N	$S_{min.}$	t_{fix} (max.)	T_{inst}
M8x75	72	75	C	9	8	55	60	48	3.57	16	13	144	75	9	20
M8x95	72	75	E	9	8	55	60	48	3.57	16	13	144	75	29	20
M8x115	72	75	G	9	8	55	60	48	3.57	16	13	144	75	49	20
M10x90	90	90	E	12	10	68	75	60	4.76	20	17	150	90	10	40
M10x105	90	90	F	12	10	68	75	60	4.76	20	17	150	90	25	40
M10x115	90	90	G	12	10	68	75	60	4.76	20	17	150	90	35	40
M10x135	90	90	H	12	10	68	75	60	4.76	20	17	150	90	55	40
M10x165	90	90	J	12	10	68	75	60	4.76	20	17	150	90	85	40
M10x185	90	90	L	12	10	68	75	60	4.76	20	17	150	90	105	40
M12x110	105	105	F	14	12	80	85	70	6.35	24	19	175	105	14	60
M12x120	105	105	G	14	12	80	85	70	6.35	24	19	175	105	24	60
M12x130	105	105	H	14	12	80	85	70	6.35	24	19	175	105	34	60
M12x150	105	105	I	14	12	80	85	70	6.35	24	19	175	105	54	60
M12x180	105	105	L	14	12	80	85	70	6.35	24	19	175	105	84	60
M12x200	105	105	M	14	12	80	85	70	6.35	24	19	175	105	104	60
M16x145	128	130	I	18	16	97	105	85	13.89	30	24	213	130	28	100
M16x175	128	130	K	18	16	97	105	85	13.89	30	24	213	130	58	100
M16x220	128	130	O	18	16	97	105	85	13.89	30	24	213	130	103	100
M16x250	128	130	Q	18	16	97	105	85	13.89	30	24	213	130	133	100
M20x170	150	150	K	22	20	114	125	100	15.87	37	30	250	150	32	200
M20x200	150	150	O	22	20	114	125	100	15.87	37	30	250	150	82	200

- **Code = Letter code marking**
- **d_o = Nominal diameter of drill bit**
- **d_f = Diameter of clearance hole in the fixture**
- **h_1 = Depth of drilled hole to deepest point**
- **h_{nom} = Minimum hole depth**
- **h_{ef} = Effective anchorage depth**
- **t_{fix}(max) = Grip range**
- **s = Width across flats**
- **ring ø = Washer diameter**
- **S_{cr}N = Spacing characteristic**
- **C_{cr}N = Edge distance characteristic**
- **$S_{min.}$ = Minimal spacing**
- **$C_{min.}$ = Minimal edge distance**
- **N_{rec} = Recommended load in kN**
- **T_{inst} = Tightening torque in Nm**
- The allowable load (N_{rec}) is valid for one single anchor, at non-cracked concrete (pressure zone) with concrete class C20/25, incl. partial safety factor γ_f= 1,4 and if the S_{cr}N and C_{cr}N are taken in to account.
- When reduction on spacing and edge distance take place a re-calculation of forces should be carried out by making use of the technical guide, they are available on request.
- Final calculations should comply with the complete European Technical Approval (ETA), this approval is also available on request.



**Final calculations should comply with the complete European Technical Approval (ETA).
This approval is also available on request.**

8

FABORY

30554 **MAXXFAST Through bolt anchor / MAXXFAST doorsteekanker Promaxx / MAXXFAST Goujon d'ancrage Promaxx** **MF4A**

Thread	Metric thread
Material	Steel
Surface treatment	Zinc plated



d x L	✉	Art.number	d x L	✉	Art.number	d x L	✉	Art.number
M8X75	50	30554.080.075	M10X185	25	30554.100.185	M16X145	10	30554.160.145
M8X95	50	30554.080.095				M16X175	10	30554.160.175
M8X115	50	30554.080.115	M12X110	25	30554.120.110	M16X220	10	30554.160.220
			M12X120	25	30554.120.120	M16X250	10	30554.160.250
M10X90	50	30554.100.090	M12X130	25	30554.120.130			
M10X105	25	30554.100.105	M12X150	25	30554.120.150	M20X170	10	30554.200.170
M10X115	25	30554.100.115	M12X180	25	30554.120.180	M20X200	10	30554.200.200
M10X135	25	30554.100.135	M12X200	25	30554.120.200			
M10X165	25	30554.100.165						

Anchor bolt

Doorsteekanker / Goujon d'ancrage

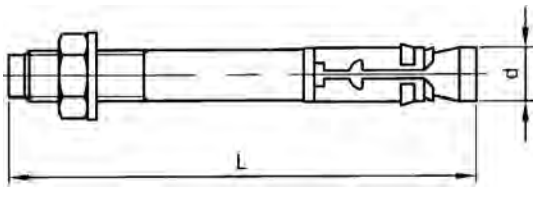



Technical Data

Type	Diameter (d-D)	d_o	h_{ef}	kN	Length (L) (mm)	Min. t_d	Ring ø	s	t_{fix}
FAZ II 8/10	M8	8	45	2.4	77	75	16X1.6	13	10
FAZ II 8/30	M8	8	45	2.4	97	95	16X1.6	13	30
FAZ II 8/50	M8	8	45	2.4	117	115	16X1.6	13	50
FAZ II 8/100	M8	8	45	2.4	167	165	16X1.6	13	100
FAZ II 8/150	M8	8	45	2.4	217	215	16X1.6	13	150
FAZ II 10/10	M10	10	60	4.3	95	90	20X2	17	10
FAZ II 10/20	M10	10	60	4.3	105	100	20X2	17	20
FAZ II 10/30	M10	10	60	4.3	115	110	20X2	17	30
FAZ II 10/50	M10	10	60	4.3	135	130	20X2	17	50
FAZ II 10/80	M10	10	60	4.3	165	160	20X2	17	80
FAZ II 10/100	M10	10	60	4.3	185	180	20X2	17	100
FAZ II 10/150	M10	10	60	4.3	235	230	20X2	17	150
FAZ II 12/10	M12	12	70	7.6	110	105	24X2.5	19	10
FAZ II 12/20	M12	12	70	7.6	120	115	24X2.5	19	20
FAZ II 12/30	M12	12	70	7.6	130	125	24X2.5	19	30
FAZ II 12/50	M12	12	70	7.6	180	145	24X2.5	19	50
FAZ II 12/80	M12	12	70	7.6	180	175	24X2.5	19	80
FAZ II 12/100	M12	12	70	7.6	200	195	24X2.5	19	100
FAZ II 12/150	M12	12	70	7.6	250	245	24X2.5	19	150
FAZ II 12/200	M12	12	70	7.6	300	295	24X2.5	19	200
FAZ II 16/25	M16	16	85	13.4	150	140	30X3	24	25
FAZ II 16/50	M16	16	85	13.4	175	165	30X3	24	50
FAZ II 16/100	M16	16	85	13.4	225	215	30X3	24	100
FAZ II 16/150	M16	16	85	13.4	275	265	30X3	24	150
FAZ II 16/200	M16	16	85	13.4	325	315	30X3	24	200
FAZ II 16/250	M16	16	85	13.4	375	365	30X3	24	250
FAZ II 16/300	M16	16	85	13.4	425	415	30X3	24	300
FAZ II 20/30	M20	20	100	17.1	170	155	37X3	30	30
FAZ II 20/60	M20	20	100	17.1	200	185	37X3	30	60
FAZ II 20/150	M20	20	100	17.1	290	275	37X3	30	150
FAZ II 24/30	M24	24	125	24.0	204	185	44X4	36	30
FAZ II 24/60	M24	24	125	24.0	234	215	44X4	36	60

- **d_o = Nominal diameter of drill bit.**
- **Min. t_d = Recommended drilling depth.**
- **h_{ef} = Effective anchorage depth.**
- **t_{fix} = Grip range.**
- **s = Width across flats.**
- **kN = Load in kN.**
- The allowable load is valid for one single anchor, at cracked concrete (tensile zone) with concrete class C20/25, incl. partial safety factor γ_f = 1,4 and if the S_{cr}, N and C_{cr}, N are taken in to account.
- Final calculations should comply with the complete European Technical Approval (ETA), this approval is also available on request.

Assembly sequence

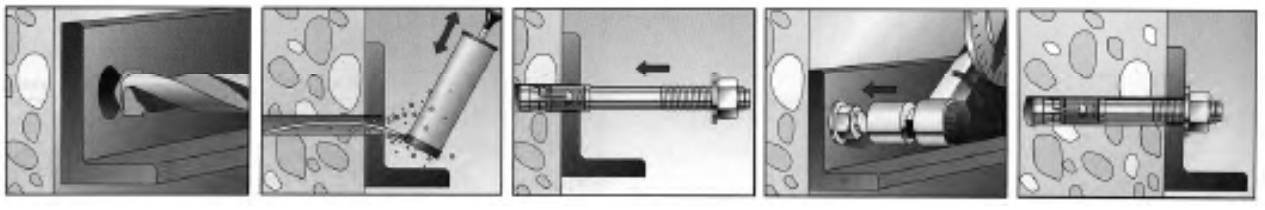

63323 FISCHER Anchor bolt / FISCHER Doorsteekanker / FISCHER Goujon d'ancrage **N03A**

Thread	Metric thread
Material	Steel
Surface treatment	Zinc plated

fischer innovative solutions

RoHS



ETA

European Technical Approval
Option 1 for cracked concrete

Final calculations should comply with the complete European Technical Approval (ETA).
This approval is also available on request.

Type	✉	Art.number	Type	✉	Art.number	Type	✉	Art.number
FAZII8/10	50	63323.080.010	FAZII10/100	20	63323.100.100	FAZII16/50	10	63323.160.050
FAZII8/30	50	63323.080.030	FAZII12/10	20	63323.120.010	FAZII16/100	10	63323.160.100
FAZII8/50	50	63323.080.050	FAZII12/20	20	63323.120.020	FAZII16/200*	10	63323.160.200
FAZII8/100*	25	63323.080.100	FAZII12/30	20	63323.120.030	FAZII16/250*	10	63323.160.250
FAZII10/10	50	63323.100.010	FAZII12/50	20	63323.120.050	FAZII16/300*	10	63323.160.300
FAZII10/20	25	63323.100.020	FAZII12/80	20	63323.120.080	FAZII20/30	5	63323.200.030
FAZII10/30	25	63323.100.030	FAZII12/100	20	63323.120.100	FAZII20/60	5	63323.200.060
FAZII10/50	20	63323.100.050	FAZII12/200*	10	63323.120.200	FAZII24/30	5	63323.240.030
FAZII10/80	20	63323.100.080	FAZII16/25	10	63323.160.025	FAZII24/60	5	63323.240.060

FABORY

High performance anchor type FH II-B

Veiligheidsanker type FH II-B / Cheville haute performance type FH II-B

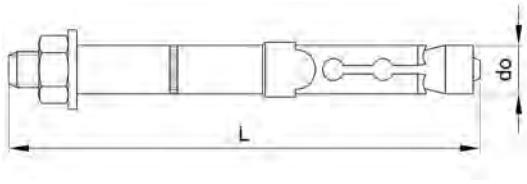

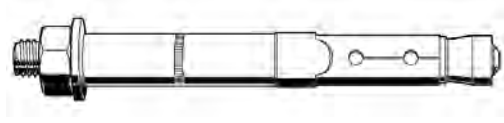

Technical Data

Type	Diameter (d-D)	d_o	h_{ef}	kN	Length (L) (mm)	Min. t_d	Ring ø	s	t_{fix}
FH II 10/10 B	M6	10	50	2.0	85	80	18X1.6	10	10
FH II 10/25 B	M6	10	50	2.0	100	95	18X1.6	10	25
FH II 10/50 B	M6	10	50	2.0	125	120	18X1.6	10	50
FH II 12/10 B	M8	12	60	5.7	90	90	22X2.5	12	10
FH II 12/25 B	M8	12	60	5.7	105	105	22X2.5	13	25
FH II 12/50 B	M8	12	60	5.7	130	130	22X2.5	13	50
FH II 12/100 B	M8	12	60	5.7	184	190	22X2.5	13	100
FH II 15/10 B	M10	15	70	7.6	110	100	25X3	17	10
FH II 15/25 B	M10	15	70	7.6	125	115	25X3	17	25
FH II 15/50 B	M10	15	70	7.6	150	140	25X3	17	50
FH II 15/100 B	M10	15	70	7.6	200	190	25X3	17	100
FH II 18/25 B	M12	18	80	11.9	135	130	30X3	19	25
FH II 18/50 B	M12	18	80	11.9	160	155	30X3	19	50
FH II 18/100 B	M12	18	80	11.9	214	205	30X3	19	100
FH II 24/25 B	M16	24	100	17.1	167	150	40X5	24	25
FH II 24/50 B	M16	24	100	17.1	195	175	40X5	24	50
FH II 24/100 B	M16	24	100	17.1	242	225	40X5	24	100

- **d_o = Nominal diameter of drill bit.**
- **Min. t_d = Recommended drilling depth.**
- **h_{ef} = Effective anchorage depth.**
- **t_{fix} = Grip range.**
- **s = Width across flats.**
- **kN = Load in kN.**
- The allowable load is valid for one single anchor, at cracked concrete (tensile zone) with concrete class C20/25, incl. partial safety factor γ_f= 1,4 and if the S_{cr}, N and C_{cr}, N are taken in to account.
- When reduction on spacing and edge distance take place a re-calculation of forces should be carried out by making use of the technical guide or calculation software, they are available on request.
- Final calculations should comply with the complete European Technical Approval (ETA), this approval is also available on request.

8

Assembly sequence

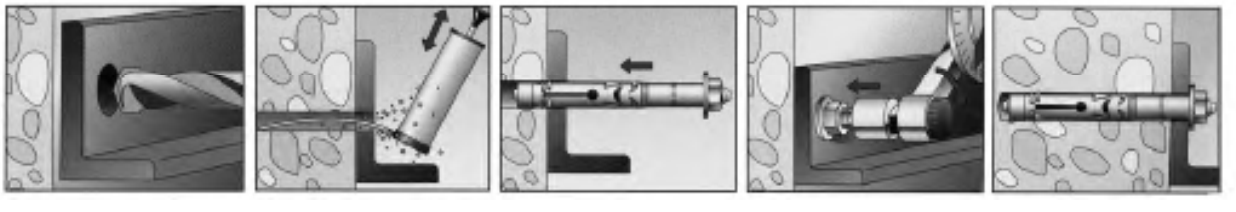

63421	FISCHER High performance anchor type FH II-B / FISCHER Veiligheidsanker type FH II-B / FISCHER Cheville haute performance type FH II-B	N03A

Thread Metric thread
Material Steel
Surface treatment Zinc plated



ETA
European Technical Approval
Option 1 for cracked concrete

Final calculations should comply with the complete European Technical Approval (ETA). This approval is also available on request.

Type	✉	Art.number	Type	✉	Art.number	Type	✉	Art.number
FH II 10/10 B	50	63421.100.011	FH II 12/100 B*	25	63421.120.100	FH II 18/50 B	20	63421.180.050
FH II 10/25 B	50	63421.100.026	FH II 15/10 B	25	63421.150.010	FH II 18/100 B*	10	63421.180.100
FH II 10/50 B	50	63421.100.051	FH II 15/25 B	25	63421.150.025	FH II 24/25 B	10	63421.240.025
FH II 12/10 B	50	63421.120.010	FH II 15/50 B	25	63421.150.050	FH II 24/50 B	10	63421.240.050
FH II 12/25 B	50	63421.120.025	FH II 15/100 B*	20	63421.150.100	FH II 24/100 B	5	63421.240.100
FH II 12/50 B	25	63421.120.050	FH II 18/25 B	20	63421.180.025			

High performance anchor type FH II-S

Veiligheidsanker type FH II-S / Cheville haute performance type FH II-S

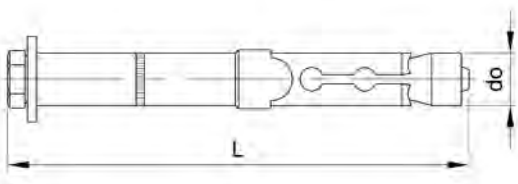

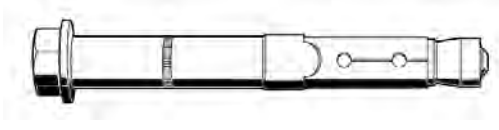

8

Technical Data

Type	Diameter (d-D)	d_o	h_{ef}	kN	Length (L) (mm)	Min. t_d	Ring ø	s	t_{fix}
FH II 10/10 S	M6	10	40	3.6	70	65	12x2	10	10
FH II 10/25 S	M6	10	40	3.6	85	80	12x2	10	25
FH II 10/50 S	M6	10	40	3.6	110	105	12x2	10	50
FH II 12/10 S	M8	12	60	5.7	90	90	22X2.5	13	10
FH II 12/25 S	M8	12	60	5.7	105	105	22X2.5	13	25
FH II 12/50 S	M8	12	60	5.7	130	130	22X2.5	13	50
FH II 15/10 S	M10	15	70	7.6	106	100	25X3	17	10
FH II 15/25 S	M10	15	70	7.6	121	115	25X3	17	25
FH II 15/50 S	M10	15	70	7.6	146	140	25X3	17	50
FH II 18/10 S	M12	18	80	11.9	118	115	30X3	19	10
FH II 18/25 S	M12	18	80	11.9	132	130	30X3	19	25
FH II 18/50 S	M12	18	80	11.9	157	155	30X3	19	50
FH II 24/25 S	M16	24	100	17.1	160	150	40X5	24	25
FH II 24/50 S	M16	24	100	17.1	185	175	40X5	24	50

- **d_o = Nominal diameter of drill bit.**
- **Min. t_d = Recommended drilling depth.**
- **h_{ef} = Effective anchorage depth.**
- **t_{fix} = Grip range.**
- **s = Width across flats.**
- **kN = Load in kN.**
- The allowable load is valid for one single anchor, at cracked concrete (tensile zone) with concrete class C20/25, incl. partial safety factor γ_f= 1,4 and if the S_{cr}, N and C_{cr}, N are taken in to account.
- When reduction on spacing and edge distance take place a re-calculation of forces should be carried out by making use of the technical guide or calculation software, they are available on request.
- Final calculations should comply with the complete European Technical Approval (ETA), this approval is also available on request.

FABORY

Assembly sequence

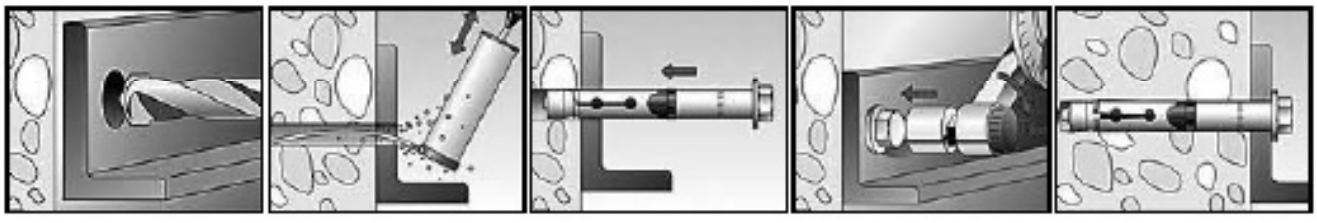

63422	FISCHER High performance anchor type FH II-S / FISCHER Veiligheidsanker type FH II-S / FISCHER Cheville haute performance type FH II-S	N03A

Thread Metric thread
Material Steel
Surface treatment Zinc plated



Fixed calculations, should comply with the complete European Technical Approval (ETA).
This approval is also available on request.

Type	✉	Art.number	Type	✉	Art.number	Type	✉	Art.number
FH II 10/10 S	50	63422.100.011	FH II 12/50 S*	25	63422.120.050	FH II 18/25 S	20	63422.180.025
FH II 10/25 S*	50	63422.100.026	FH II 15/10 S	25	63422.150.010	FH II 18/50 S	20	63422.180.050
FH II 10/50 S	50	63422.100.051	FH II 15/25 S	25	63422.150.025	FH II 24/25 S*	10	63422.240.025
FH II 12/10 S	50	63422.120.010	FH II 15/50 S	25	63422.150.050	FH II 24/50 S	10	63422.240.050
FH II 12/25 S	50	63422.120.025	FH II 18/10 S	20	63422.180.010			

Bolt anchor

Buitendraadanker / Cheville type FZA

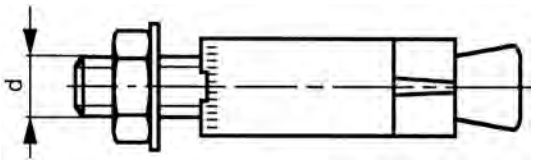



Technical Data

Type	FZA 12x40 M8/15	FZA 12x50 M8/15	FZA 14x40 M10/25	FZA 14x60 M10/25	FZA 18x80 M12/25
Diameter (d-D)	M8	M8	M10	M10	M12
Drill depth	40	50	40	60	80
Drill ø (type FZUB)	12x40	12x50	14x40	14x60	18x80
Grip range (max.)	15	15	25	25	25
T_{inst}	20	20	40	40	60
Allowable load (kN)					
Concrete ≥ C20/25	2.4	4.3	2.4	5.7	9.5

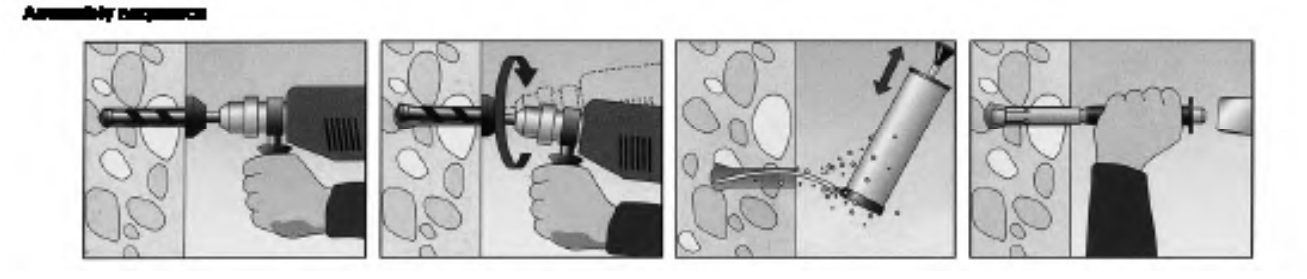

- T_{inst} = Tightening torque in Nm
- High permissible for assembly in tension zones!
- The allowable load is valid for one single anchor, at cracked concrete (tensile zone) with concrete class C20/25, incl. partial safety factor γ_f= 1,4.
- When reduction on spacing and edge distance take place a re-calculation of forces should be carried out by making use of the technical guide or calculation software, they are available on request.
- Final calculations should comply with the complete European Technical Approval (ETA), this approval is also available on request.

8

63445 FISCHER Bolt anchor / FISCHER Buitendraadanker / FISCHER Cheville type FZA N03B

Thread Metric thread
Material Steel
Surface treatment Zinc plated

fischer innovative solutions

RoHS

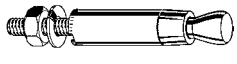

ETA
European Technical Approval
Option 1 for cracked concrete

Final calculations should comply with the complete European Technical Approval (ETA).
This approval is also available on request.

Type	✉	Art.number	Type	✉	Art.number	Type	✉	Art.number
FZA 12X40 M8/15	25	63445.120.040	FZA 14X60 M10/25	10	63445.140.060	FZA 18X80 M12/25	10	63445.180.080
FZA 14X40 M10/25*	25	63445.140.040						

FABORY

Bolt anchor installation tool

Buitendraadanker gereedschap / Outil de pose pour cheville type FZA

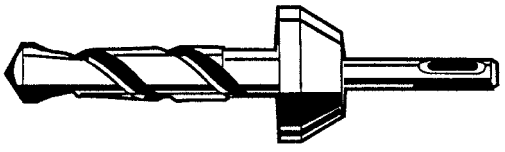

63690 **FISCHER Bolt anchor installation tool / FISCHER Buitendraadanker gereedschap / FISCHER Outil de pose pour cheville type FZA** **N03A**

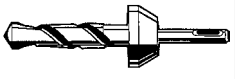

Type	✉	Art.number		
FZUB 12X40	1	63690.100.005	• Conical, correct drill-hole geometry • Drilling and undercutting in one single operation • With elastic depth stop • SDS-plus drive end	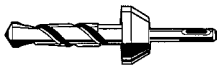
FZUB 14X40	1	63690.100.010	• Conical, correct drill-hole geometry • Drilling and undercutting in one single operation • With elastic depth stop • SDS-plus drive end	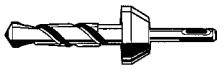
FZUB 12X50	1	63690.100.015	• Conical, correct drill-hole geometry • Drilling and undercutting in one single operation • With elastic depth stop • SDS-plus drive end	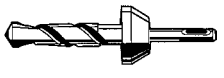
FZUB 14X60	1	63690.100.020	• Conical, correct drill-hole geometry • Drilling and undercutting in one single operation • With elastic depth stop • SDS-plus drive end	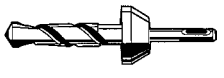
FZUB 18X80	1	63690.100.025	• Conical, correct drill-hole geometry • Drilling and undercutting in one single operation • With elastic depth stop • SDS-plus drive end	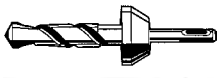
FZE 12 PLUS	1	63690.100.030		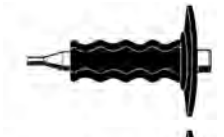
FZE 14 PLUS	1	63690.100.035		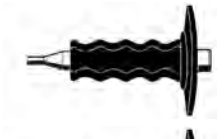
FZE 18 PLUS	1	63690.100.040		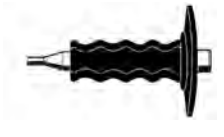

8

Chemical fixing threaded rod

Chemisch anker draadstang / Tige filetée pour ancrage chimique





Technical Data

d x L	M8x110	M10x130	M12x160	M12x220	M16x190	M16x220	M20x260
$C_{cr,N}$	90 - 105	105 - 132	120 - 158	120 - 158	150 - 188	150 - 188	180 - 225
$C_{min.}$	0.5*hef ≥ 40mm	0.5*hef ≥ 40mm	0.5*hef ≥ 40mm	0.5*hef ≥ 40mm	0.5*hef ≥ 40mm	0.5*hef ≥ 40mm	0.5*hef ≥ 40mm
d_f	9	12	14	14	18	18	22
Diameter (mm)	8	10	12	12	16	16	20
d_o	10	12	14	14	18	18	24
h_{ef}	60-100	70-120	80-145	80-146	100-190	100-191	120-240
h_{min}	hef + 30mm; ≥100mm	hef + 30mm; ≥100mm	hef + 30mm; ≥100mm	hef + 30mm; ≥100mm	hef + 30mm; ≥100mm	hef + 30mm; ≥100mm	hef + 48mm
h_o	hef + 5mm	hef + 5mm	hef + 5mm	hef + 5mm	hef + 5mm	hef + 5mm	hef + 5mm
Length (L) (mm)	110	130	160	220	190	220	260
$S_{cr,N}$	180 - 211	210 - 263	240 - 316	240 - 316	300 - 375	300 - 375	360 - 450
$S_{min.}$	0.5*hef ≥ 40mm	0.5*hef ≥ 40mm	0.5*hef ≥ 40mm	0.5*hef ≥ 40mm	0.5*hef ≥ 40mm	0.5*hef ≥ 40mm	0.5*hef ≥ 40mm
t_{fix}	40	48	65	125	71	101	157
t_{fix} (max.)	17	28	36	85	42	67	65
T_{inst}	10	20	40	40	80	80	120
Allowable load (kN)							
Concrete	7.78	11.35	15.56	15.56	21.94	21.94	28.41

ETA
European Technical Approval
Option 1 for cracked concrete

Final calculations should comply with the complete European Technical Approval (ETA), this approval is also available on request.

- **$C_{cr,N}$ = Characteristic Edge distance (tensile).**
- **$C_{min.}$ = Minimum edge distance (tensile).**
- **d_f = Hole diameter in fixture.**
- **d_o = Hole diameter in substrate.**
- **h_{ef} = Effective embedment depth.**
- **h_{min} = Minimum substrate thickness.**
- **h_o = Minimum hole depth.**
- **$S_{cr,N}$ = Characteristic spacing.**
- **Concrete C20/25; recommended load for non-cracked concrete.**
- The allowable load is only valid for AcryMaxx Chemical Mortar in combination with Anchor studs, steel grade 5.8.
- The allowable load is valid for one single anchor, at cracked concrete (tensile zone) with concrete class C20/25, incl. partial safety factor γ_f= 1,4 and if the $S_{cr,N}$ and $C_{cr,N}$ are taken in to account.
- Final calculations should comply with the complete European Technical Approval (ETA), this approval is also available on request.

30585 **MAXXFAST Chemical fixing threaded rod / MAXXFAST Chemisch anker draadstang / MAXXFAST Tige filetée pour ancrage chimique** **MF40**

Thread	Metric thread
Material	Steel
Surface treatment	Zinc plated

MAXXFAST PROFESSIONAL HARDWARE

RoHS



d x L	✉	Art.number	d x L	✉	Art.number	d x L	✉	Art.number
M8X110	10	30585.080.110	M12X220	10	30585.120.220	M16X220	10	30585.160.220
M10X130	10	30585.100.130	M16X190	10	30585.160.190	M20X260	6	30585.200.260
M12X160	10	30585.120.160						

FABORY

Threaded rod anchor FIS A

Ankerstang / Ancre à tige filetée FIS A



Technical Data

d
M8
M10
M12
M16
M20

63230 **Threaded rod anchor FIS A / Ankerstang / Ancre à tige filetée FIS A** **N03A**



d x L	✉	Art.number	d x L	✉	Art.number	d x L	✉	Art.number
M8X90	10	63230.080.090				M16X300	10	63230.160.300
M8X110	10	63230.080.110	M12X120	10	63230.120.120			
M8X130	10	63230.080.130	M12X140	10	63230.120.140	M20X245	10	63230.200.245
M8X175	10	63230.080.175	M12X180	10	63230.120.180	M20X290	10	63230.200.290
M10X170	10	63230.100.170	M16X130	10	63230.160.130	M20X1000	10	63230.201.000
M10X200	10	63230.100.200	M16X175	10	63230.160.175			

8

Chemical fixing threaded rod

Chemisch anker draadstang / Ancrage chimique tige filetée





Technical Data

d x L	M8x 110	M10x 130	M10x 165	M10x 190	M12x 160	M12x 220	M12x 250	M12x 300	M16x 190	M16x 165	M16x 250	M16x 300	M20x 260	M20x 350	M24x 300	M30x 380
Diameter (d-D)	M8	M10	M10	M10	M12	M12	M12	M12	M16	M16	M16	M16	M20	M20	M24	M30
Length (L) (mm)	110	130	165	190	160	220	250	300	190	165	250	300	260	350	300	380
t_{fix} (max.)	13	20	57	82	25	90	120	170	35	13	98	148	65	155	65	65
Allowable load (kN)																
Concrete	6.3	7.9	7.9	7.9	11.9	11.9	11.9	11.9	19.8	19.8	19.8	19.8	29.8	29.8	37.7	67.5

- t_{fix}(max.) = Grip range (max.)
- Concrete C20/25 to C50/65; recommended load for non-cracked concrete.

Article groups

Thread	Material	Surface treatment	Code	Page
M	St.	ZPL	63187	8-87
M	St.st. A4		63188	8-87

63187 **FISCHER Chemical fixing threaded rod / FISCHER Chemisch anker draadstang / FISCHER Ancrage chimique tige filetée** **N03B**

Thread Metric thread
Material Steel
Surface treatment Zinc plated



d x L	✉	Art.number	d x L	✉	Art.number	d x L	✉	Art.number
M8X110	10	63187.080.110	M12X250	10	63187.120.250			
			M12X300	10	63187.120.300	M20X260	10	63187.200.260
M10X130	10	63187.100.130				M20X350	10	63187.200.350
M10X165	10	63187.100.165	M16X165	10	63187.160.165			
M10X190	10	63187.100.190	M16X190	10	63187.160.190	M24X300	10	63187.240.300
			M16X250	10	63187.160.250			
M12X160	10	63187.120.160	M16X300	10	63187.160.300	M30X380*	5	63187.300.380
M12X220	10	63187.120.220						

63188 **FISCHER Chemical fixing threaded rod / FISCHER Chemisch anker draadstang / FISCHER Ancrage chimique tige filetée** **N03B**

Thread Metric thread
Material Stainless steel A4



d x L	✉	Art.number	d x L	✉	Art.number	d x L	✉	Art.number
M8X110	10	63188.080.110	M12X160	10	63188.120.160	M20X260	10	63188.200.260
M10X130	10	63188.100.130	M16X190	10	63188.160.190	M24X300	10	63188.240.300
M10X165	10	63188.100.165						

8

FABORY

Chemical fixing threaded rod

Chemisch anker draadstang overmaats / Tige d'ancrage





20663 **Chemical fixing threaded rod / Chemisch anker draadstang overmaats / Tige d'ancrage** **G06A**

Thread	Metric thread
Material	Steel
Class	5.8
Surface treatment	Hot dip galvanized



d x L	✉	Art.number	d x L	✉	Art.number	d x L	✉	Art.number
M10X130	10	20663.100.130	M16X190	10	20663.160.190	M20X260	6	20663.200.260
M12X160	10	20663.120.160						

- Full boxes only.

Chemical fixing threaded rod

Ankerstang Maxima / Tige d'ancrage Maxima

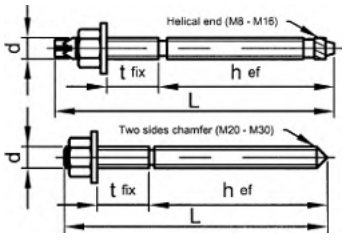



Technical Data

d	M8	M10	M12	M16	M20	M24	M30
Allowable load (kN)	5.3	8.3	13.2	19.8	36.9	38	46.3
Depth of drilled hole to deepest point ($h_{omin.}$-$h_{omax.}$)	80	90	110	125	170	210	280
Diameter (d-D)	M8	M10	M12	M16	M20	M24	M30
Diameter of clearance hole in the fixture (d_f)	9	12	14	18	22	26	33
Edge distance ($C_{cr.}$ N). characteristic	80	90	110	125	170	210	280
Effective anchorage depth ($h_{ef.min.}$-$h_{ef.max.}$)	80	90	110	125	170	210	280
Length (L) (mm)	110	130	160	190	260	300	380
Minimal edge distance ($C_{min.}$)	40	45	55	65	85	105	140
Minimal spacing ($S_{min.}$)	40	45	55	65	85	105	140
Minimal thickness of concrete element ($h_{min.}$)	110	120	150	160	220	300	350
Nominal diameter of drill bit (d_o)	10	12	14	18	25	28	35
Spacing ($S_{cr.}$ N). characteristic	160	180	220	250	340	420	560
Thickness of the fixture	15	25	30	40	68	64	70
Tightening torque (Nm)	10	20	30	60	120	200	400

- M8 - M16 are supplied including setting tool
- For a complete chemical anchor, the capsule and threaded stud (incl. nut and washer), have to be ordered separately.
- For further technical data the approval is available on request.

Article groups

Thread	Material	Surface treatment	Code	Page
M	St.	ZPL	70640	8-89
M	St.st. A4		70650	8-89

70640 **SPIT Chemical fixing threaded rod / SPIT Ankerstang Maxima / SPIT Tige d'ancrage Maxima** **P03A**

Thread	Metric thread
Material	Steel
Surface treatment	Zinc plated



Final calculations should comply with the complete European Technical Approval (ETA), this approval is also available on request.

d x L	✉	Art.number	d x L	✉	Art.number	d x L	✉	Art.number
M8X110	10	70640.080.110	M16X190	10	70640.160.190	M24X300	10	70640.240.300
M10X130	10	70640.100.130	M20X260	10	70640.200.260	M30X380	5	70640.300.380
M12X160	10	70640.120.160						

- Full boxes only.

70650 **SPIT Chemical fixing threaded rod / SPIT Ankerstang Maxima / SPIT Tige d'ancrage Maxima** **P03B**

Thread	Metric thread
Material	Stainless steel A4



d x L	✉	Art.number	d x L	✉	Art.number	d x L	✉	Art.number
M8X110	10	70650.080.110	M12X160	10	70650.120.160	M20X260	10	70650.200.260
M10X130	10	70650.100.130	M16X190	10	70650.160.190	M24X300	10	70650.240.300

Setting tool

8

Montage hulpstuk / Outil de pose



63189 **FISCHER Setting tool / FISCHER Montage hulpstuk / FISCHER Outil de pose** **N03B**



Assembly sequence

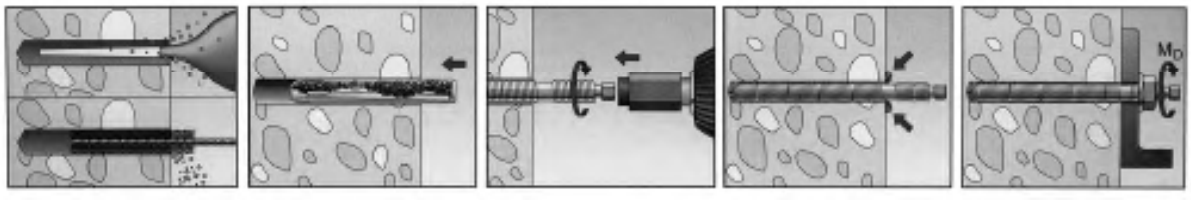

Type	✉	Art.number	Type	✉	Art.number	Type	✉	Art.number
M8	1	63189.080.001	M12*	1	63189.120.001	M20	1	63189.200.001
M10*	1	63189.100.001	M16	1	63189.160.001			

FABORY

Chemical anchor capsule

Chemisch anker capsule / Capsule



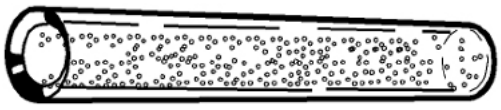

Technical Data

Type	Diameter (mm)	Drill depth (min.)	Drill ø	Length (L) (mm)
M8	9	80	10.00	80
M10	10.5	90	12.00	85
M12	12.5	110	14.00	95
M14	-	120	16.00	-
M16	16.5	125	18.00	95
M16-E	-	190	18.00	-
M20	23	170	25.00	160
M24	23	210	28.00	190
M30	27.5	280	35.00	260

- For a complete chemical anchor, the capsule and threaded stud (incl. nut and washer), have to be ordered separately.

Article groups

Material	Code	Page
Glass	63185	8-90
Glass	70620	8-90

8

63185 **FISCHER Chemical anchor capsule / FISCHER Chemisch anker capsule / FISCHER Capsule** **N03A**

Material Glass



Type	✉	Art.number	Type	✉	Art.number	Type	✉	Art.number
M8	10	63185.080.001	M14*	10	63185.140.001	M20/M22	10	63185.200.001
M10	10	63185.100.001	M16	10	63185.160.001	M24	5	63185.240.001
M12	10	63185.120.001	M16-E	10	63185.160.002			

70620 **SPIT Chemical anchor capsule / SPIT Chemisch anker capsule / SPIT Capsule** **P03A**

Material Glass





Final calculations should comply with the complete European Technical Approval (ETA), this approval is also available on request.

Type	✉	Art.number	Type	✉	Art.number	Type	✉	Art.number
M8	10	70620.080.001	M16	10	70620.160.001	M24	10	70620.240.001
M10	10	70620.100.001	M20	10	70620.200.001	M30	5	70620.300.001
M12	10	70620.120.001						

- Full boxes only.

Injection cartridge

Injectiekoker / Mortier de scellement chimique



Assembly data



30581	MAXXFAST Injection cartridge VinyMaxx / MAXXFAST Injectiekoker VinyMaxx / MAXXFAST Mortier de scellement chimique Viny-Maxx	MF40

MAXXFAST PROFESSIONAL HARDWARE



Type	✉	Art.number		
VinyMaxx	1	30581.000.310	• Styrene free high performance resin for solid and hollow substrates. • 310 ml.	

30580	MAXXFAST Injection cartridge Acrymaxx / MAXXFAST Injectiekoker AcryMaxx / MAXXFAST Mortier de scellement chimique Acry-Maxx	MF40

MAXXFAST PROFESSIONAL HARDWARE





Fixed calculations should comply with the complete European Technical Approval (ETA).
This approval is also available on request.

Type	✉	Art.number		
AcryMaxx	1	30580.000.310	• High performance two component styrene free resin for anchoring threaded rod and internally threaded sockets in concrete. • European Technical Approval and CE marking. • Resistant to extreme temperatures (from -40°C to +80°C) after poly-merisation. • 310 ml.	

63252 **FISCHER Injection cartridge / FISCHER Injectiekoker / FISCHER Mortier de scellement chimique** **N03A**



Type	✉	Art.number
FIS VS 300 T	1	63252.000.300

- FIS VS300T= ETA1
- FIS P300T ≠ ETA
- FIS VT300T= ETA7

63051 **FISCHER Injection cartridge / FISCHER Injectiekoker / FISCHER Mortier de scellement chimique** **N03A**

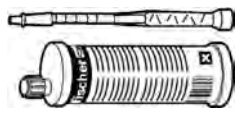

Type	✉	Art.number	Type	✉	Art.number
V360S=FIS	1	63051.000.360	390 S	1	63051.000.390

- V360S=FIS= ETA1
- VT380C=FIS= ETA7

63253 **Injection cartridge / Injectiekoker / Mortier de scellement chimique** **N03A**



Type	✉	Art.number	Type	✉	Art.number
EM PLUS 390 S	1	63253.000.390	EM PLUS 585 S*	6	63253.000.585

8

63060 **FISCHER Injection cartridge / FISCHER Injectiekoker / FISCHER Mortier de scellement chimique** **N03A**



Type	✉	Art.number
VS150C	1	63060.000.150

VS150C= ETA1

Injection tool

Injectie gereedschap / Outil pour fixations chimique



30595 **MAXXFAST Injection tool / MAXXFAST Injectie gereedschap / MAXXFAST Pistolet pour cartouche chimique** **MFN0**



Type	✉	Art.number
Gun	1	30595.000.100

63691 **FISCHER Injection tool / FISCHER Injectie gereedschap / FISCHER Outil pour fixations chimique** **N03C**



Type	✉	Art.number			
FIS AM	1	63691.100.015	•	Suitable for injection cartridge type FIS V 360 S, FIS HB 345 S, FIS EM 390 S, FIS VS 150C & PU foam.	
FIS AC	1	63691.100.020	•	Suitable for injection cartridge type FIS P 380 C, FIS VT 380 C, FIS V410 C.	
Press gun FIS AM	1	63691.100.045			
BRUSHSET FIS 14/20MM	2	63691.100.065			

Anchoring accessories

Verankeringsaccessoires / Accessoire d'ancrage

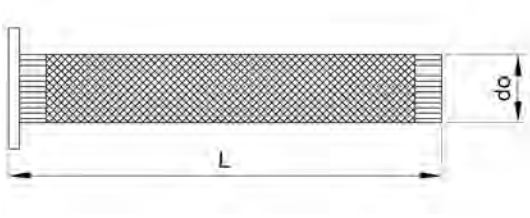

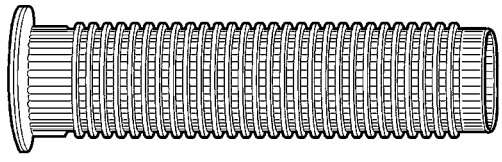

Technical Data

Type	12x50	15x85	15x130	20x85
Assembly depth (min.)	50	85	130	85
d_o	12	15	15	20
Drill depth (min.)	60	95	140	95
Drill ø	12.00	15.00	15.00	20.00
Length (L) (mm)	50	85	130	85
Threaded rod size	M6	M8-M10-M12	M8-M10-M12	M12-M16

30596 MAXXFAST Anchoring accessories / MAXXFAST Verankeringsaccessoires / MAXXFAST Accessoire d'ancrage MFN0



Type	✉	Art.number			
Blow pump	1	30596.000.001	•	Plastic	
Mixing nozzle	5	30596.000.005	•	Plastic	
Brush white	1	30596.008.012	•	8-12mm	
Brush Blue	1	30596.010.018	•	10-18mm	
Brush Red	1	30596.012.028	•	12-28mm	
Anchor sleeve	10	30596.012.050	•	Plastic Nylon (polyamide)	
			•	12x50	
Anchor sleeve	10	30596.015.085	•	Plastic Nylon (polyamide)	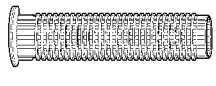
			•	15x85	
Anchor sleeve	10	30596.015.130	•	Plastic Nylon (polyamide)	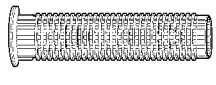
			•	15x130	
Anchor sleeve	10	30596.020.085	•	Plastic Nylon (polyamide)	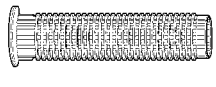
			•	20x85	

8

Injection system injection anchor sleeve

Injectie systeem injectieankerhuls / Tamis pour scellement chimique

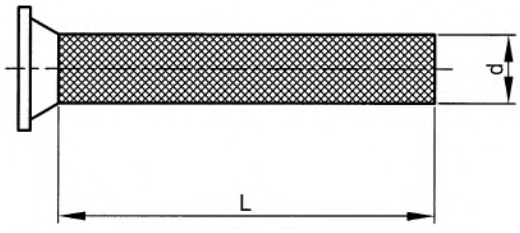

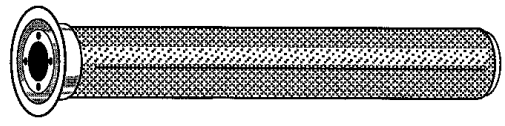

Technical Data

Type	Assembly depth (min.)	Diameter (mm)	Drill depth (min.)	Drill ø	Length (L) (mm)	Threaded rod size
FIS H16 x 85N	85	16	95	16.00	85	M8
FIS H18 x 85N	85	18	95	18.00	85	M10
FIS H20 x 85N	85	20	95	20.00	85	M12
FIS H12 X 1000	-	12	-	12.00	1.000	M6-M8
FIS H16 X 1000	-	16	-	16.00	1.000	M10-M12
FIS H22 X 1000	-	22	-	22.00	1.000	M12-M16

Assembly sequence



Article groups

Material	Surface treatment	Code	Page
Plastic PA		63052	8-95
St.	ZPL	63050	8-95

8

63052 FISCHER Injection system injection anchor sleeve / FISCHER Injectie systeem injectieankerhuls / FISCHER Tamis pour scellement chimique — N03A

Material Plastic Polyamide (nylon)

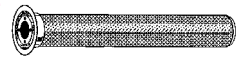

Type	✉	Art.number	Type	✉	Art.number	Type	✉	Art.number
FIS16X85MM	20	63052.160.085	FIS18X85MM	20	63052.180.085	FIS20X85MM	20	63052.200.085

63050 FISCHER Injection system injection anchor sleeve / FISCHER Injectie systeem injectieankerhuls / FISCHER Tamis pour scellement chimique — N03A

Material Steel
Surface treatment Zinc plated



d x L	✉	Art.number	d x L	✉	Art.number	d x L	✉	Art.number
12X1000MM	10	63050.120.001	16X1000MM	10	63050.160.001	22X1000MM	6	63050.220.001

FABORY

Threaded studs

Ankerstang / Insert taraudé pour scellement chimique

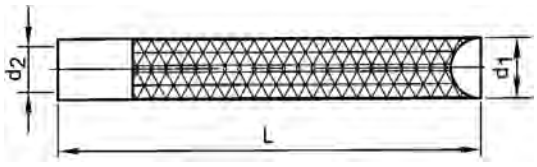



Technical Data

Type	RG 8x75 M5 I	RG 10x75 M6 I	RG 12x90 M8 I	RG 16x90 M10 I	RG 18x125 M12 I
d_1	8	10	12	16	18
d_2	M5	M6	M8	M10	M12
Depth of drilled hole to deepest point (h_o)	75	75	90	90	125
Diameter of clearance hole in the fixture (d_f)	6	7	9	12	14
Edge distance ($C_{cr.}$ N). characteristic	55	70	145	195	210
Effective anchorage depth (h_{ef})	75	75	90	90	125
Length (L) (mm)	75	75	75	75	75
Minimal edge distance ($C_{min.}$)	40	45	45	45	60
Minimal spacing ($S_{min.}$)	40	45	45	45	60
Minimal thickness of concrete element ($h_{min.}$)	120	120	120	120	170
N = Allowable load (kN)	3.4	4.8	9.1	14.4	21.1
Nominal diameter of drill bit (d_o)	10	12	14	18	18
Screw-in depth (min.-max.)	8-14	10-16	12-18	15-23	18-26
Spacing ($S_{cr.}$ N). characteristic	110	140	290	390	420

Assembly sequence



- The allowable load is valid for one single anchor, at non-cracked concrete (pressure zone) with concrete class C20/25, in combination with bolt class 5.8 and if the $S_{cr.}$ N and $C_{cr.}$ N are taken in to account. When reduction on spacing and edge distance take place a re-calculation of forces should be carried out.
- For a complete chemical fixing, the resin capsule and internal threaded anchor have to be ordered separately. Setting tool is enclosed in each packing.

63227 FISCHER Threaded studs / FISCHER Ankerstang / FISCHER Insert taraudé pour scellement chimique **N03A**

Thread Metric thread
Material Steel
Surface treatment Zinc plated

fischer innovative solutions

RoHS



Type	✉	Art.number	Type	✉	Art.number	Type	✉	Art.number
RG 8X75 M5 I	10	63227.050.001	RG 12X90 M8 I	10	63227.080.090	RG 18X125 M12 I	10	63227.120.100
RG 10X75 M6 I	10	63227.060.001	RG 16X90 M10 I	10	63227.100.090			

Masonry bolt type A

Fundatie-eind type A / Tige de scellement type A

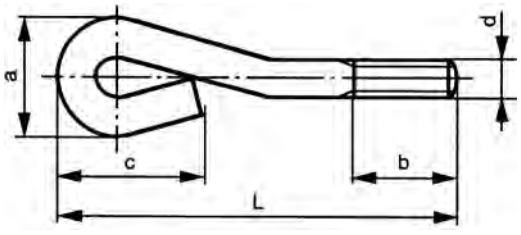

DIN **529 A**
NEN 2328 A



Technical Data

d	a	b	c	P
M12	36	30	65	1.75
M16	48	40	85	2.00
M20	60	50	105	2.50
M24	75	60	125	3.00
M30	95	75	155	3.50

20710 **Masonry bolt type A / Fundatie-eind type A / Tige de scellement type A** **G06D**

Thread Metric thread
Material Steel
Class 4.6
Surface treatment Plain



d x L	✉	Art.number	d x L	✉	Art.number	d x L	✉	Art.number
M12X160	25	20710.120.160				M24X320	3	20710.240.320
M12X200	25	20710.120.200	M20X200	5	20710.200.200	M24X400	3	20710.240.400
M12X250	25	20710.120.250	M20X250	5	20710.200.250	M24X500	3	20710.240.500
			M20X320	5	20710.200.320			
M16X160	10	20710.160.160	M20X400	5	20710.200.400	M30X400	2	20710.300.400
M16X200	10	20710.160.200				M30X500	2	20710.300.500
M16X250	10	20710.160.250	M24X250	3	20710.240.250	M30X630	2	20710.300.630
M16X320	10	20710.160.320						

8

FABORY

Masonry bolts din 529c

D529c fundatiebout+moer / Boulons de scelement din 529c

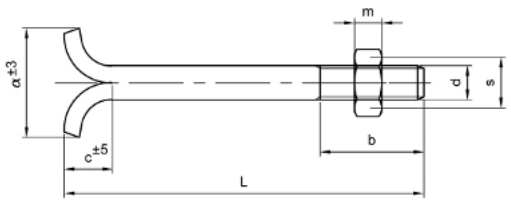

DIN 529 C



Technical Data

d	b	c ±5	m (js15)	s	α ±3
M8	20	12	6.5	13	16
M10	25	15	8	17	20
M12	30	18	10	19	24
M16	40	24	13	24	32
M20	50	30	16	30	40
M24	60	36	19	36	48
M30	75	45	24	46	60

20720 Masonry bolts din 529c / D529c fundatiebout+moer / Boulons de scelement din 529c G06A

Thread Metric thread
Material Steel
Class 4.6
Surface treatment Zinc plated



d x L	✉	Art.number	d x L	✉	Art.number	d x L	✉	Art.number
M8X80*	50	20720.080.080	M12X300*	25	20720.120.300	M20X250*	10	20720.200.250
M8X100*	50	20720.080.100				M20X300*	10	20720.200.300
M8X150*	50	20720.080.150	M16X100*	25	20720.160.100	M20X320*	10	20720.200.320
			M16X120*	25	20720.160.120	M20X350*	10	20720.200.350
M10X100*	50	20720.100.100	M16X150*	25	20720.160.150	M20X400*	10	20720.200.400
M10X120*	25	20720.100.120	M16X160*	25	20720.160.160	M20X500*	10	20720.200.500
M10X130*	25	20720.100.130	M16X180*	25	20720.160.180			
M10X150*	25	20720.100.150	M16X200*	25	20720.160.200	M24X180*	5	20720.240.180
M10X160*	25	20720.100.160	M16X220*	10	20720.160.220	M24X200*	5	20720.240.200
M10X180*	25	20720.100.180	M16X250*	10	20720.160.250	M24X250*	5	20720.240.250
M10X200*	25	20720.100.200	M16X275*	10	20720.160.275	M24X300*	5	20720.240.300
			M16X300*	10	20720.160.300	M24X320*	5	20720.240.320
M12X100*	25	20720.120.100	M16X320*	10	20720.160.320	M24X350*	5	20720.240.350
M12X120*	25	20720.120.120	M16X350*	10	20720.160.350	M24X400*	5	20720.240.400
M12X130*	25	20720.120.130	M16X400*	10	20720.160.400	M24X450*	5	20720.240.450
M12X140*	25	20720.120.140	M16X450*	10	20720.160.450	M24X500*	5	20720.240.500
M12X150*	25	20720.120.150	M16X500*	10	20720.160.500			
M12X160*	25	20720.120.160				M30X250*	5	20720.300.250
M12X180*	25	20720.120.180	M20X150*	10	20720.200.150	M30X320*	5	20720.300.320
M12X200*	25	20720.120.200	M20X160*	10	20720.200.160	M30X400*	5	20720.300.400
M12X220*	25	20720.120.220	M20X200*	10	20720.200.200	M30X500*	5	20720.300.500
M12X250*	25	20720.120.250	M20X220*	10	20720.200.220			

8

Masonry bolt type E

Fundatie-eind type E / Tige de scellement type E

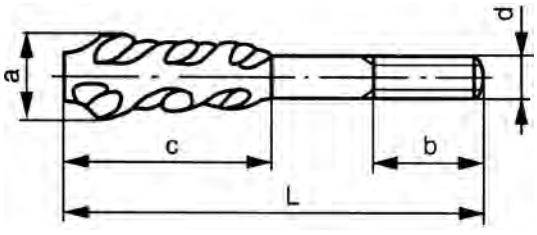

DIN **529 E**
NEN 2328 E

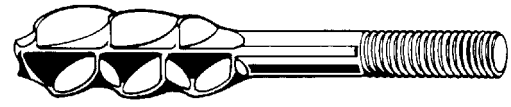

Technical Data

d	a	b	c	P
M10	20	25	55	1.50
M12	24	30	70	1.75
M16	32	40	90	2.00
M20	40	50	100	2.50
M24	48	60	135	3.00
M30	60	75	150	3.50

20750 **Masonry bolt type E / Fundatie-eind type E / Tige de scellement type E** **G06D**

Thread Metric thread
Material Steel
Class 4.6
Surface treatment Zinc plated

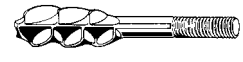

d x L	✉	Art.number	d x L	✉	Art.number	d x L	✉	Art.number
M10X125	25	20750.100.125	M20X200	5	20750.200.200	M30X320	2	20750.300.320
M12X125	25	20750.120.125	M24X320	3	20750.240.320			

8

Hook anchor

Haakanker / Boulon à crochet

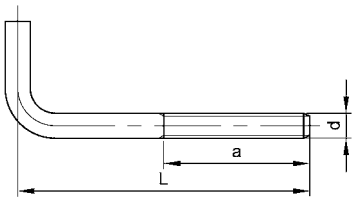

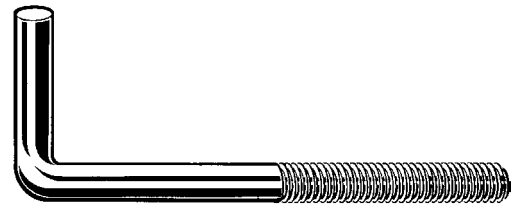

Technical Data

d	a	P
M10	150	1.50
M12	150	1.75
M16	150	2.00
M20	150	2.50
M24	150	3.00
M30	150	3.50

Article groups

Thread	Material	Class	Surface treatment		Code	Page
M	St.	4.8	Plain	50mm hook	20610	8-100
M	St.	4.8	ZPL	50mm hook	20630	8-100
M	St.	4.8	HDG	oversized, 50 mm hook	20650	8-100
M	St.	4.8	Plain	100mm hook	20620	8-100
M	St.	4.8	ZPL	100mm hook	20640	8-100
M	St.	4.8	HDG	oversized,100 mm hook	20660	8-101
M	St.	8.8	HDG	oversized,100 mm hook	20661	8-101

FABORY

20610 Hook anchor with 50mm hook / Haakanker met 50mm haak / Boulon à crochet avec crochet de 50mm — G06D

Thread Metric thread
Material Steel
Class 4.8
Surface treatment Plain



d x L	✉	Art.number
M20X450	1	20610.200.450

20630 Hook anchor with 50mm hook / Haakanker met 50mm haak / Boulon à crochet avec crochet de 50mm — G06D

Thread Metric thread
Material Steel
Class 4.8
Surface treatment Zinc plated



d x L	✉	Art.number	d x L	✉	Art.number	d x L	✉	Art.number
M10X200	1	20630.100.200	M16X300	1	20630.160.300			
			M16X350	1	20630.160.350	M20X350	1	20630.200.350
M12X250	1	20630.120.250	M16X400	1	20630.160.400	M20X400	1	20630.200.400
			M16X450	1	20630.160.450	M20X450	1	20630.200.450
M16X250	1	20630.160.250	M16X500	1	20630.160.500			

20650 Hook anchor with 50mm hook oversized thread / Haakanker met 50mm haak overmaats / Boulon à crochet avec crochet de 50mm filetage en surcôte — G06D

Thread Metric thread
Material Steel
Class 4.8
Surface treatment Hot dip galvanized



d x L	✉	Art.number	d x L	✉	Art.number	d x L	✉	Art.number
M12X300	1	20650.120.300	M16X350	1	20650.160.350			
M12X400	1	20650.120.400	M16X400	1	20650.160.400	M20X350	1	20650.200.350
			M16X450	1	20650.160.450	M20X400	1	20650.200.400
M16X300	1	20650.160.300	M16X500	1	20650.160.500	M20X450	1	20650.200.450

20620 Hook anchor with 100mm hook / Haakanker met 100mm haak / Boulon à crochet avec crochet de 100mm — G06D

Thread Metric thread
Material Steel
Class 4.8
Surface treatment Plain



d x L	✉	Art.number	d x L	✉	Art.number	d x L	✉	Art.number
M20X500	1	20620.200.500				M24X500	1	20620.240.500

20640 Hook anchor with 100mm hook / Haakanker met 100mm haak / Boulon à crochet avec crochet de 100mm — G06D

Thread Metric thread
Material Steel
Class 4.8
Surface treatment Zinc plated



d x L	✉	Art.number	d x L	✉	Art.number	d x L	✉	Art.number
M12X300	1	20640.120.300	M16X800	1	20640.160.800	M24X500	1	20640.240.500
M12X400	1	20640.120.400				M24X600	1	20640.240.600
M12X500	1	20640.120.500	M20X300	1	20640.200.300	M24X700	1	20640.240.700
M12X600	1	20640.120.600	M20X400	1	20640.200.400	M24X800	1	20640.240.800
			M20X500	1	20640.200.500			
M16X300	1	20640.160.300	M20X600	1	20640.200.600	M30X500	1	20640.300.500
M16X400	1	20640.160.400	M20X700	1	20640.200.700	M30X600	1	20640.300.600
M16X500	1	20640.160.500	M20X800	1	20640.200.800	M30X700	1	20640.300.700
M16X600	1	20640.160.600				M30X800	1	20640.300.800
M16X700	1	20640.160.700	M24X400	1	20640.240.400			

8

20660 **Hook anchor with 100mm hook oversized thread / Haakanker met 100mm haak overmaats / Boulon à crochet avec crochet de 100mm filetage en surcôte** **G06D**

Thread	Metric thread
Material	Steel
Class	4.8
Surface treatment	Hot dip galvanized



d x L	✉	Art.number	d x L	✉	Art.number	d x L	✉	Art.number
M12X300	1	20660.120.300	M16X700	1	20660.160.700	M24X400	1	20660.240.400
M12X400	1	20660.120.400	M16X800	1	20660.160.800	M24X500	1	20660.240.500
M12X500	1	20660.120.500				M24X600	1	20660.240.600
M12X600	1	20660.120.600	M20X300	1	20660.200.300	M24X700	1	20660.240.700
			M20X400	1	20660.200.400	M24X800	1	20660.240.800
M16X300	1	20660.160.300	M20X500	1	20660.200.500			
M16X400	1	20660.160.400	M20X600	1	20660.200.600	M30X500	1	20660.300.500
M16X500	1	20660.160.500	M20X700	1	20660.200.700	M30X600	1	20660.300.600
M16X600	1	20660.160.600				M30X800	1	20660.300.800

20661 **Hook anchor with 100mm hook oversized thread / Haakanker met 100mm haak overmaats / Boulon à crochet avec crochet de 100mm filetage en surcôte** **G06A**

Thread	Metric thread
Material	Steel
Class	8.8
Surface treatment	Hot dip galvanized



d x L	✉	Art.number	d x L	✉	Art.number	d x L	✉	Art.number
M16X500	1	20661.160.500	M20X500	1	20661.200.500			
			M20X600	1	20661.200.600	M24X500	1	20661.240.500
M20X400	1	20661.200.400						

Bush

Koppelbus / Bague d'accouplement

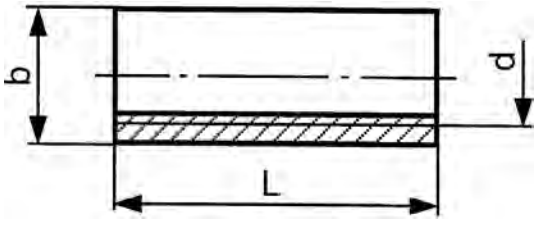



8

Technical Data

d	b	P	Tensile load (kN)
M6	10	1.00	13
M8	12	1.25	16
M10	13	1.50	14
M12	15.5	1.75	39
M16	21	2.00	75
M20	26	2.50	115
M24	32	3.00	181
M30	40	3.50	284

18570 **VEMO Bush / VEMO Koppelbus / VEMO Bague d'accouplement** **P07A**

Thread	Metric thread
Material	Steel
Surface treatment	Zinc plated



d x L	✉	Art.number	d x L	✉	Art.number	d x L	✉	Art.number
M6X15	200	18570.060.015	M12X35	200	18570.120.035	M24X70	50	18570.240.070
M8X20	200	18570.080.020	M16X45	200	18570.160.045	M30X90	25	18570.300.090
M10X25	200	18570.100.025	M20X55	100	18570.200.055			

FABORY

Tube insert No. 1140

Betonschroefhuls No. 1140 / Douille No. 1140

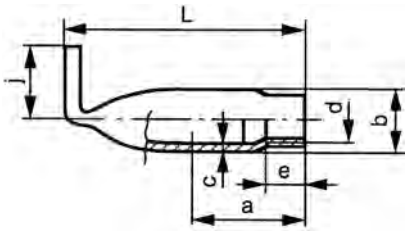

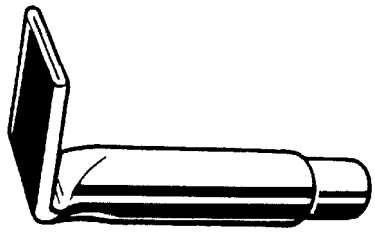

Technical Data

d	M10	M12	M16
a	35	40	32
b	13.5	17	21.3
c	1.5	2	3.2
e	10	12	16
j	25	30	35
Pull-out force (kN)			
Concrete	24	32	52

- Pull-out force in kN.
- It is advised to take a safety factor 4.

18120 **VEMO Tube insert No. 1140 / VEMO Betonschroefhuls No. 1140 / VEMO Douille No. 1140** **P07A**

Thread Metric thread
Material Steel
Surface treatment Zinc plated



d x L	✉	Art.number	d x L	✉	Art.number	d x L	✉	Art.number
M10X60	400	18120.100.060	M12X70	200	18120.120.070	M16X100	100	18120.160.100

8

Insert with nailing plate No. 1130

Betonschroefhuls met flens No. 1130 / Douille avec plaque No. 1130

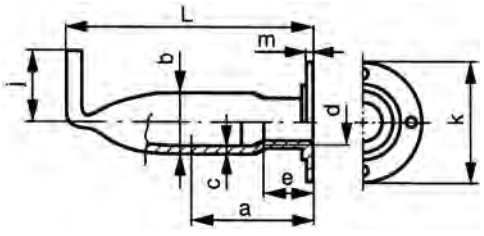

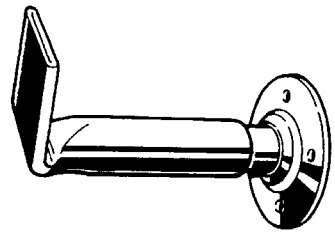

Technical Data

d	M10	M12	M16	M20
a	35	40	32	40
b	13.5	17	21.3	26.9
c	1.5	2	2.6	2.6
e	10	12	16	20
j	25	30	35	35
k	34	40	44	48
m	1	1	1.5	1.5
Pull-out force (kN)				
Concrete	24	32	52	64

- It is advised to take a safety factor 4.

18140 **VEMO Insert with nailing plate No. 1130 / VEMO Betonschroefhuls met flens No. 1130 / VEMO Douille avec plaque No. 1130** **P07A**

Thread Metric thread
Material Steel
Surface treatment Zinc plated



d x L	✉	Art.number	d x L	✉	Art.number	d x L	✉	Art.number
M10X60	400	18140.100.060	M12X70	200	18140.120.070	M16X100	100	18140.160.100

FABORY

Tube insert No. 995G

Betonschroefhuls No. 995G / Douille No. 995G

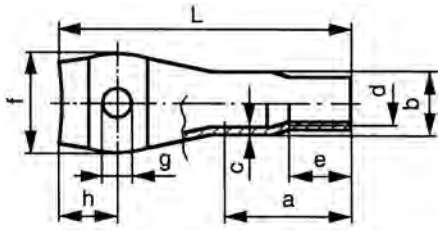

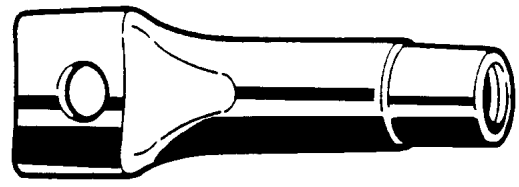

Technical Data

d	M6	M8	M10	M12	M16	M16	M20	M24	M30
a	20	25	20	23	25	32	40	50	70
b	8.5	10.5	13.5	17	21.3	21.3	26.9	33.7	42
c	1	1	1.5	2	3.2	3.2	3.2	4	4
e	6	8	10	12	16	16	20	24	30
f	12.5	16	20	25	30	30	39	48	64
g	6.0	8.1	6.2	7.2	9.2	9.2	12.2	14.2	15.2
h	7	8	12	15	17	22	22	25	25
Length (L) (mm)	40	50	50	60	70	100	100	120	150
Pull-out force (kN)									
Concrete	6	10	14	20	28	40	50	72	110

- It is advised to take a safety factor 4.

18040 **VEMO Tube insert No. 995G / VEMO Betonschroefhuls No. 995G / VEMO Douille No. 995G** **P07A**

Thread Metric thread
Material Steel
Surface treatment Zinc plated



8

d x L	✉	Art.number	d x L	✉	Art.number	d x L	✉	Art.number
M6X40	500	18040.060.040	M12X60	400	18040.120.060	M20X100	100	18040.200.100
M8X50	500	18040.080.050	M16X70	200	18040.160.070	M24X120	50	18040.240.120
M10X50	500	18040.100.050	M16X100	100	18040.160.100	M30X150	25	18040.300.150

Insert with nailing plate No. 1036

Betonschroefhuls met flens No. 1036 / Douille avec plaque No. 1036

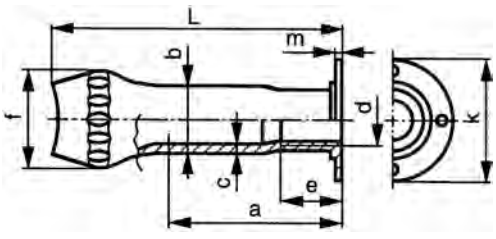

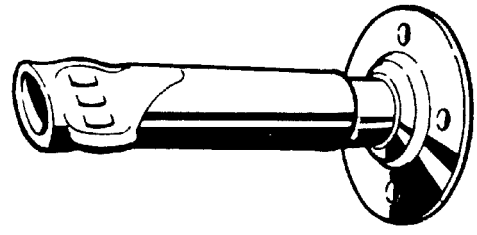

Technical Data

d	M10	M12	M16	M20	M24
a	30	40	32	50	40
b	13.5	17	21.3	26.9	33.7
c	1.5	2	2.6	2.6	4
e	10	12	16	20	24
f	20	25	31	39	48
k	34	40	44	48	57
m	1	1	1.5	1.5	1.5
Pull-out force (kN)					
Concrete	16	24	40	50	64

- It is advised to take a safety factor 4.

18060 **VEMO Insert with nailing plate No. 1036 / VEMO Betonschroefhuls met flens No. 1036 / VEMO Douille avec plaque No. 1036** **P07A**

Thread Metric thread
Material Steel
Surface treatment Zinc plated

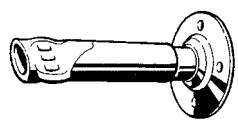

d x L	✉	Art.number	d x L	✉	Art.number	d x L	✉	Art.number
M10X50	200	18060.100.050	M16X100	100	18060.160.100	M24X120	50	18060.240.120
M12X70	200	18060.120.070	M20X100	100	18060.200.100			

FABORY

Pipe plug

Afsluitnippel / Bouchon

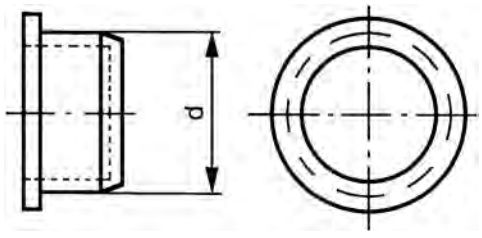

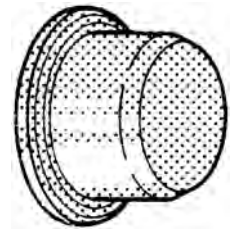

18600 **VEMO Pipe plug / VEMO Afsluitnippel / VEMO Bouchon** **P07A**

Material Plastic Polyethylene

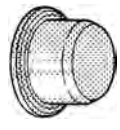

d = For nom. size	✉	Art.number	d = For nom. size	✉	Art.number	d = For nom. size	✉	Art.number
M6-Red	100	18600.060.001	M12-Red	100	18600.120.001	M20-Blue	100	18600.200.001
M8-Red	100	18600.080.001	M16-Black	100	18600.160.001	M24-Red	100	18600.240.001
M10-Red	100	18600.100.001						

Wall plug

Muurpluggen / Chevilles

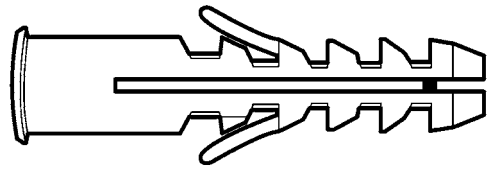

63951 **FISCHER Wall plug / FISCHER Muurpluggen / FISCHER Chevilles** **N03A**

d	✉	Art.number	d	✉	Art.number	d	✉	Art.number
6X32*	10	63951.060.032	8X38*	10	63951.080.038	10X60*	10	63951.100.060

Isolationplug ZB FID

Isolatieplug ZB FID / Fixations pour isolants

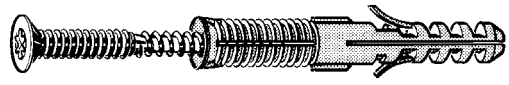

63957 **FISCHER Isolationplug ZB FID / FISCHER Isolatieplug ZB FID / FISCHER Fixations pour isolants** **N03A**

Material Stainless steel

Type	✉	Art.number	Type	✉	Art.number	Type	✉	Art.number
40*	250	63957.040.001	80*	250	63957.080.001	130*	250	63957.130.001
70*	250	63957.070.001	100*	250	63957.100.001	160*	250	63957.160.001

63958 **FISCHER Isolationplug ZB FID / FISCHER Isolatieplug ZB FID / FISCHER Fixations pour isolants** **N03A**

Type	✉	Art.number	Type	✉	Art.number	Type	✉	Art.number
40*	250	63958.040.001	100*	250	63958.100.001	160*	250	63958.160.001
70*	250	63958.070.001	130*	250	63958.130.001	210*	125	63958.210.001

63962 **FISCHER Isolationplug ZB FID / FISCHER Isolatieplug ZB FID / FISCHER Fixations pour isolants** **N03A**

Type	✉	Art.number
80*	250	63962.080.001

Pins and keys 9


Page 9-2
DIN 7
Parallel (dowel-) pin, m6


Page 9-6
DIN 6325
Parallel (dowel-) pin, hardened, m6


Page 9-8
DIN ≈6325
Parallel tolerance h6


Page 9-9
DIN 7979 D
Parallel pin with internal thread


Page 9-10
DIN 1 B
Taper pin, turned


Page 9-13
DIN 258
Taper pin with external thread and constant taper


Page 9-14
DIN 7977
Taper pin with constant external thread


Page 9-15
DIN 7978 A
Taper pin with internal thread


Page 9-16
DIN 1470
Parallel grooved pin with pilot


Page 9-17
DIN 1471
Full length taper grooved pin


Page 9-19
DIN 1472
Half length taper grooved pin


Page 9-21
DIN 1473
Full length grooved pin


Page 9-23
DIN 1474
Half length grooved pin


Page 9-24
DIN 1475
Thrid length center grooved pin


Page 9-26
DIN 1476
Grooved pin with round head


Page 9-28
ISO 8746
Grooved pin with round head


Page 9-29
DIN 1477
Grooved pin with countersunk head


Page 9-30
ISO 8747
Grooved pin with countersunk head


Page 9-31
ISO 8750
Coiled spring pin


Page 9-32
ISO 8750
Coiled spring pin, Stainless steel


Page 9-34
ISO 8748
Coiled spring pin, heavy duty


Page 9-35
ISO 13337
Slotted spring pin


Page 9-37
ISO 8752
Slotted spring pin, heavy duty


Page 9-41
DIN ≈1481
Slotted spring pin, heavy duty, stainless steel


Page 9-43
DIN 1444
Clevis pin with pin hole


Page 9-44
DIN 1434
Clevis pin with pin hole and small head


Page 9-45
ISO 2341 B
Clevis pin with pin hole


Page 9-46
DIN 94
Split pin


Page 9-50
DIN ≈11024
Spring cotter pin, single


Page 9-51
DIN 11024
Spring cotter pin, double


Page 9-52
DIN 6880
Key steel length 1 meter


Page 9-53
DIN 6885 A
Parallel key high type


Page 9-56
DIN 6887
Taper key with gib head


Page 9-57
DIN 6888
Woodruff key


Page 9-58
ASME B18.8.2
Taper pin, commercial class


Page 9-60
ASME B18.8.2
Dowel pin, unhardened, ground


Page 9-62
ASME B18.8.2
Dowel pin, hardened, ground


Page 9-64
ASME B18.8.2
Dowel pin, hardened, ground oversized


Page 9-65
ASME B18.8.2
Grooved pin type A


Page 9-66
ASME B18.8.2
Grooved pin type E

Page 9-67
ASME B18.8.2
Coiled spring pin, light duty

Page 9-68
ASME B18.8.2
Coiled spring pin, normal duty

Page 9-70
ASME B18.8.2
Coiled spring pin, heavy duty

Page 9-72
ASME B18.8.2
Slotted spring pin

Page 9-75
ASME B18.8.1
Clevis pin with pin hole

Page 9-78
ASME B18.8.1
Cotter pin, extended prong type

Page 9-80
ASME B18.8.1
Cotter pin, hammer lock type

9

FABORY

Parallel pin (dowel pin)

Cilindrische pen / Goupille cylindrique

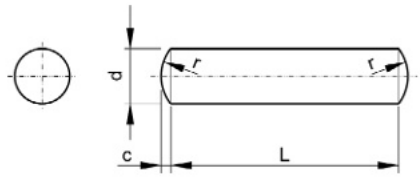

DIN	**7**
ISO	≈2338
BS	≈1804-2



Technical Data

d (m6)	c (max.)	r ≈	d (m6)	c (max.)	r ≈
0.8	0.12	0.8	**8**	1.2	8
1	0.15	1	**10**	1.5	10
1.5	0.23	1.5	**12**	1.8	12
2	0.3	2	**13 (≠DIN)**	1.9	14
2.5	0.4	2.5	**14**	2	16
3	0.45	3	**16**	2.5	16
4	0.6	4	**20**	3	20
5	0.75	5	**25**	4	25
6	0.9	6	**30**	4.5	32

- Parallel pins are designed for the fastening of two or more individual elements. A friction type connection can be achieved by the selection of suitable fits. If such connection is meant to be disconnected repeatedly, then it becomes preferable to use taper pins in accordance with DIN 1.
- d x L: The nominal length (L) does not include the rounded ends.

Article groups

Material	Code	Page
Free-cutting steel	39070	9-2
St.st. A1/A2	51580	9-3
St.st. A4	55580	9-5

39070 **Parallel pin (dowel pin) / Cilindrische pen / Goupille cylindrique** **L11A**

Material Free-cutting steel



d x L	✉	Art.number
1X3MM	200	39070.010.003
1X4MM*	200	39070.010.004
1X5MM*	200	39070.010.005
1X6MM*	200	39070.010.006
1X8MM*	200	39070.010.008
1X10MM*	200	39070.010.010
1X12MM*	200	39070.010.012
1,5X4MM*	200	39070.015.004
1,5X5MM*	200	39070.015.005
1,5X6MM	200	39070.015.006
1,5X8MM	200	39070.015.008
1,5X10MM*	1.000	39070.015.010
1,5X12MM*	200	39070.015.012
1,5X14MM*	200	39070.015.014
1,5X16MM*	200	39070.015.016
1,5X18MM*	200	39070.015.018
1,5X20MM	200	39070.015.020
2X4MM	200	39070.020.004
2X5MM	200	39070.020.005
2X6MM	200	39070.020.006
2X8MM	200	39070.020.008
2X10MM	200	39070.020.010
2X12MM	200	39070.020.012
2X14MM	200	39070.020.014
2X16MM	200	39070.020.016
2X18MM	200	39070.020.018
2X20MM	200	39070.020.020
2X24MM	200	39070.020.024
2X28MM*	100	39070.020.028
2X30MM	100	39070.020.030

d x L	✉	Art.number
2,5X5MM*	200	39070.025.005
2,5X6MM	200	39070.025.006
2,5X8MM	200	39070.025.008
2,5X10MM	200	39070.025.010
2,5X12MM	200	39070.025.012
2,5X14MM	200	39070.025.014
2,5X16MM	200	39070.025.016
2,5X18MM*	100	39070.025.018
2,5X20MM	200	39070.025.020
2,5X24MM*	1.000	39070.025.024
2,5X28MM*	100	39070.025.028
2,5X30MM*	100	39070.025.030
2,5X32MM*	100	39070.025.032
3X5MM*	200	39070.030.005
3X6MM	200	39070.030.006
3X8MM	200	39070.030.008
3X10MM	200	39070.030.010
3X12MM	200	39070.030.012
3X14MM	200	39070.030.014
3X16MM	200	39070.030.016
3X18MM	200	39070.030.018
3X20MM	200	39070.030.020
3X24MM	100	39070.030.024
3X26MM	100	39070.030.026
3X28MM	100	39070.030.028
3X30MM	100	39070.030.030
3X32MM	100	39070.030.032
3X36MM*	100	39070.030.036
3X40MM	100	39070.030.040

d x L	✉	Art.number
3X50MM	100	39070.030.050
4X5MM*	100	39070.040.005
4X6MM	100	39070.040.006
4X8MM	100	39070.040.008
4X10MM	100	39070.040.010
4X12MM	100	39070.040.012
4X14MM	100	39070.040.014
4X16MM	100	39070.040.016
4X18MM	100	39070.040.018
4X20MM	100	39070.040.020
4X24MM	100	39070.040.024
4X26MM	100	39070.040.026
4X28MM	100	39070.040.028
4X30MM	100	39070.040.030
4X32MM	100	39070.040.032
4X36MM	100	39070.040.036
4X40MM	100	39070.040.040
4X45MM*	100	39070.040.045
4X50MM	100	39070.040.050
4X60MM	100	39070.040.060
5X5MM*	100	39070.050.005
5X6MM	100	39070.050.006
5X8MM	100	39070.050.008
5X10MM	100	39070.050.010
5X12MM	100	39070.050.012
5X14MM	100	39070.050.014
5X16MM	100	39070.050.016
5X18MM	100	39070.050.018
5X20MM	100	39070.050.020

39070 Parallel pin (dowel pin) / Cilindrische pen / Goupille cylindrique

d x L	✉	Art.number	d x L	✉	Art.number	d x L	✉	Art.number
5X22MM	100	39070.050.022	8X120MM	25	39070.080.120	14X45MM*	25	39070.140.045
5X24MM	100	39070.050.024				14X50MM*	25	39070.140.050
5X28MM	100	39070.050.028	10X10MM*	50	39070.100.010	14X55MM*	25	39070.140.055
5X30MM	100	39070.050.030	10X12MM	50	39070.100.012	14X60MM*	25	39070.140.060
5X32MM	100	39070.050.032	10X14MM	50	39070.100.014	14X70MM*	25	39070.140.070
5X36MM	100	39070.050.036	10X16MM	25	39070.100.016	14X80MM	25	39070.140.080
5X40MM	50	39070.050.040	10X18MM	25	39070.100.018	14X90MM*	25	39070.140.090
5X45MM	50	39070.050.045	10X20MM	25	39070.100.020	14X100MM*	25	39070.140.100
5X50MM	50	39070.050.050	10X24MM	25	39070.100.024	14X120MM*	25	39070.140.120
5X55MM*	100	39070.050.055	10X28MM	25	39070.100.028			
5X60MM	50	39070.050.060	10X30MM	25	39070.100.030	16X20MM*	25	39070.160.020
5X70MM	50	39070.050.070	10X32MM	25	39070.100.032	16X24MM*	25	39070.160.024
			10X36MM	25	39070.100.036	16X28MM*	25	39070.160.028
6X6MM*	100	39070.060.006	10X40MM	25	39070.100.040	16X30MM	25	39070.160.030
6X8MM	100	39070.060.008	10X45MM	50	39070.100.045	16X32MM	25	39070.160.032
6X10MM	100	39070.060.010	10X50MM	25	39070.100.050	16X36MM*	25	39070.160.036
6X12MM	100	39070.060.012	10X55MM*	50	39070.100.055	16X40MM	25	39070.160.040
6X14MM	100	39070.060.014	10X60MM	25	39070.100.060	16X45MM	25	39070.160.045
6X16MM	100	39070.060.016	10X65MM*	50	39070.100.065	16X50MM	10	39070.160.050
6X18MM	100	39070.060.018	10X70MM	25	39070.100.070	16X55MM*	25	39070.160.055
6X20MM	100	39070.060.020	10X80MM	25	39070.100.080	16X60MM	25	39070.160.060
6X22MM	100	39070.060.022	10X90MM*	50	39070.100.090	16X70MM*	25	39070.160.070
6X24MM	50	39070.060.024	10X100MM	25	39070.100.100	16X80MM*	25	39070.160.080
6X26MM	100	39070.060.026	10X120MM	25	39070.100.120	16X90MM	10	39070.160.090
6X28MM	50	39070.060.028				16X100MM	10	39070.160.100
6X30MM	50	39070.060.030	12X12MM*	50	39070.120.012	16X120MM	10	39070.160.120
6X32MM	50	39070.060.032	12X14MM*	50	39070.120.014			
6X36MM	50	39070.060.036	12X16MM*	50	39070.120.016	20X24MM*	10	39070.200.024
6X40MM	50	39070.060.040	12X18MM*	50	39070.120.018	20X28MM*	10	39070.200.028
6X45MM	50	39070.060.045	12X20MM	50	39070.120.020	20X30MM*	10	39070.200.030
6X50MM	50	39070.060.050	12X24MM	25	39070.120.024	20X32MM*	10	39070.200.032
6X55MM*	100	39070.060.055	12X28MM	50	39070.120.028	20X36MM*	10	39070.200.036
6X60MM	25	39070.060.060	12X30MM	25	39070.120.030	20X40MM*	10	39070.200.040
6X70MM	25	39070.060.070	12X32MM	25	39070.120.032	20X45MM*	10	39070.200.045
6X80MM	25	39070.060.080	12X36MM	25	39070.120.036	20X50MM*	25	39070.200.050
6X90MM*	50	39070.060.090	12X40MM	25	39070.120.040	20X55MM*	10	39070.200.055
6X100MM	50	39070.060.100	12X45MM	25	39070.120.045	20X60MM	10	39070.200.060
			12X50MM	10	39070.120.050	20X70MM*	10	39070.200.070
8X8MM*	100	39070.080.008	12X55MM*	25	39070.120.055	20X80MM*	10	39070.200.080
8X10MM	50	39070.080.010	12X60MM	10	39070.120.060	20X90MM*	10	39070.200.090
8X12MM	50	39070.080.012	12X70MM	10	39070.120.070	20X100MM	10	39070.200.100
8X14MM	50	39070.080.014	12X80MM	10	39070.120.080	20X120MM*	10	39070.200.120
8X16MM	50	39070.080.016	12X90MM*	25	39070.120.090			
8X18MM	50	39070.080.018	12X100MM	10	39070.120.100	25X40MM*	10	39070.250.040
8X20MM	50	39070.080.020	12X120MM	10	39070.120.120	25X45MM*	10	39070.250.045
8X22MM*	100	39070.080.022				25X50MM	1	39070.250.050
8X24MM	50	39070.080.024	13X20MM*	50	39070.130.020	25X60MM*	10	39070.250.060
8X26MM	50	39070.080.026	13X28MM*	50	39070.130.028	25X70MM*	10	39070.250.070
8X28MM	50	39070.080.028	13X40MM*	50	39070.130.040	25X80MM*	10	39070.250.080
8X30MM	50	39070.080.030	13X50MM*	25	39070.130.050	25X90MM*	10	39070.250.090
8X32MM	50	39070.080.032	13X60MM*	25	39070.130.060	25X100MM*	10	39070.250.100
8X36MM	50	39070.080.036	13X70MM*	25	39070.130.070	25X120MM*	10	39070.250.120
8X40MM	25	39070.080.040	13X80MM*	25	39070.130.080			
8X45MM	50	39070.080.045				30X50MM*	5	39070.300.050
8X50MM	25	39070.080.050	14X20MM*	25	39070.140.020	30X60MM*	5	39070.300.060
8X55MM	50	39070.080.055	14X24MM*	25	39070.140.024	30X70MM*	5	39070.300.070
8X60MM	25	39070.080.060	14X28MM*	25	39070.140.028	30X80MM*	5	39070.300.080
8X70MM	25	39070.080.070	14X30MM*	25	39070.140.030	30X90MM*	5	39070.300.090
8X80MM	25	39070.080.080	14X32MM*	25	39070.140.032	30X100MM*	5	39070.300.100
8X90MM*	50	39070.080.090	14X36MM*	25	39070.140.036	30X120MM*	5	39070.300.120
8X100MM	25	39070.080.100	14X40MM*	25	39070.140.040			

51580 Parallel pin (dowel pin) / Cilindrische pen / Goupille cylindrique R09A

Material Stainless steel A1/A2



d x L	✉	Art.number	d x L	✉	Art.number	d x L	✉	Art.number
0,8X4MM*	500	51580.008.004	1X12MM	100	51580.010.012	1,5X10MM	100	51580.015.010
0,8X5MM*	500	51580.008.005	1X14MM*	500	51580.010.014	1,5X12MM	100	51580.015.012
0,8X10MM*	500	51580.008.010	1X16MM*	500	51580.010.016	1,5X14MM	100	51580.015.014
			1X20MM	500	51580.010.020	1,5X16MM	100	51580.015.016
1X3MM*	500	51580.010.003				1,5X18MM	100	51580.015.018
1X4MM	100	51580.010.004	1,5X3MM*	500	51580.015.003	1,5X20MM	100	51580.015.020
1X5MM	100	51580.010.005	1,5X4MM	100	51580.015.004	1,5X24MM*	500	51580.015.025
1X6MM	100	51580.010.006	1,5X5MM	100	51580.015.005	1,5X32MM*	500	51580.015.032
1X8MM	100	51580.010.008	1,5X6MM	100	51580.015.006			
1X10MM	100	51580.010.010	1,5X8MM	100	51580.015.008	2X3MM*	500	51580.020.003

9

FABORY

51580 Parallel pin (dowel pin) / Cilindrische pen / Goupille cylindrique ←

d x L	✉	Art.number	d x L	✉	Art.number	d x L	✉	Art.number
2X4MM	500	51580.020.004	5X14MM	100	51580.050.014	10X32MM	25	51580.100.032
2X5MM	100	51580.020.005	5X16MM	100	51580.050.016	10X36MM	25	51580.100.036
2X6MM	100	51580.020.006	5X18MM	100	51580.050.018	10X40MM	25	51580.100.040
2X8MM	100	51580.020.008	5X20MM	100	51580.050.020	10X45MM	25	51580.100.045
2X10MM	100	51580.020.010	5X22MM*	100	51580.050.022	10X50MM	25	51580.100.050
2X12MM	100	51580.020.012	5X24MM	100	51580.050.024	10X55MM	25	51580.100.055
2X14MM	100	51580.020.014	5X26MM*	100	51580.050.026	10X60MM	25	51580.100.060
2X16MM	100	51580.020.016	5X28MM	100	51580.050.028	10X70MM	25	51580.100.070
2X18MM	100	51580.020.018	5X30MM	100	51580.050.030	10X80MM	25	51580.100.080
2X20MM	100	51580.020.020	5X32MM	100	51580.050.032	10X90MM	25	51580.100.090
2X24MM	100	51580.020.024	5X36MM	100	51580.050.036	10X100MM	25	51580.100.100
2X28MM	100	51580.020.028	5X40MM	100	51580.050.040			
2X32MM	100	51580.020.032	5X45MM	50	51580.050.045	12X12MM*	25	51580.120.012
			5X50MM	50	51580.050.050	12X14MM*	25	51580.120.014
2,5X4MM*	500	51580.025.004	5X60MM	50	51580.050.060	12X16MM*	25	51580.120.016
2,5X5MM	100	51580.025.005	5X70MM*	100	51580.050.070	12X18MM*	25	51580.120.018
2,5X6MM	100	51580.025.006	5X80MM*	100	51580.050.080	12X20MM	25	51580.120.020
2,5X8MM	100	51580.025.008				12X24MM*	25	51580.120.024
2,5X10MM	100	51580.025.010	6X6MM	100	51580.060.006	12X28MM	25	51580.120.028
2,5X12MM	100	51580.025.012	6X8MM	100	51580.060.008	12X30MM	25	51580.120.030
2,5X14MM	100	51580.025.014	6X10MM	100	51580.060.010	12X32MM	25	51580.120.032
2,5X16MM	100	51580.025.016	6X12MM	100	51580.060.012	12X36MM	25	51580.120.036
2,5X18MM	500	51580.025.018	6X14MM	100	51580.060.014	12X40MM	25	51580.120.040
2,5X20MM	100	51580.025.020	6X16MM	100	51580.060.016	12X45MM	10	51580.120.045
2,5X24MM	100	51580.025.024	6X18MM	100	51580.060.018	12X50MM	10	51580.120.050
2,5X28MM*	500	51580.025.028	6X20MM	100	51580.060.020	12X55MM	10	51580.120.055
2,5X32MM*	500	51580.025.032	6X24MM	100	51580.060.024	12X60MM	10	51580.120.060
2,5X36MM*	500	51580.025.036	6X28MM	50	51580.060.028	12X70MM	10	51580.120.070
			6X30MM	50	51580.060.030	12X80MM	10	51580.120.080
3X4MM*	200	51580.030.004	6X32MM	50	51580.060.032	12X90MM	10	51580.120.090
3X5mm*	200	51580.030.005	6X36MM	50	51580.060.036	12X100MM	10	51580.120.100
3X6MM	100	51580.030.006	6X40MM	50	51580.060.040			
3X8MM	100	51580.030.008	6X45MM	50	51580.060.045	14X20MM*	25	51580.140.020
3X10MM	100	51580.030.010	6X50MM	50	51580.060.050	14X24MM	25	51580.140.024
3X12MM	100	51580.030.012	6X55MM	100	51580.060.055	14X28MM*	25	51580.140.028
3X14MM	100	51580.030.014	6X60MM	50	51580.060.060	14X32MM*	25	51580.140.032
3X16MM	100	51580.030.016	6X70MM	25	51580.060.070	14X36MM*	25	51580.140.036
3X18MM	100	51580.030.018	6X80MM	25	51580.060.080	14X40MM	25	51580.140.040
3X20MM	100	51580.030.020	6X90MM*	100	51580.060.090	14X50MM*	10	51580.140.050
3X24MM	100	51580.030.024	6X100MM*	100	51580.060.100	14X80MM*	10	51580.140.080
3X28MM	100	51580.030.028				14X100MM	10	51580.140.100
3X30MM	100	51580.030.030	8X8MM	100	51580.080.008			
3X32MM	100	51580.030.032	8X10MM	100	51580.080.010	16X18MM*	10	51580.160.018
3X36MM	100	51580.030.036	8X12MM	100	51580.080.012	16X20MM*	25	51580.160.020
3X40MM	100	51580.030.040	8X14MM	100	51580.080.014	16X24MM	25	51580.160.024
3X50MM*	200	51580.030.050	8X16MM	100	51580.080.016	16X28MM	25	51580.160.028
3X65MM*	500	51580.030.065	8X18MM	50	51580.080.018	16X30MM*	25	51580.160.030
			8X20MM	100	51580.080.020	16X32MM*	25	51580.160.032
4X5MM*	200	51580.040.005	8X24MM	50	51580.080.024	16X36MM*	25	51580.160.036
4X6MM	100	51580.040.006	8X28MM	50	51580.080.028	16X40MM	25	51580.160.040
4X8MM	100	51580.040.008	8X30MM	50	51580.080.030	16X45MM	10	51580.160.045
4X10MM	100	51580.040.010	8X32MM	50	51580.080.032	16X50MM	10	51580.160.050
4X12MM	100	51580.040.012	8X36MM	50	51580.080.036	16X55MM	10	51580.160.055
4X14MM	100	51580.040.014	8X40MM	50	51580.080.040	16X60MM	10	51580.160.060
4X16MM	100	51580.040.016	8X45MM	25	51580.080.045	16X70MM*	10	51580.160.070
4X18MM	100	51580.040.018	8X50MM	25	51580.080.050	16X80MM	10	51580.160.080
4X20MM	100	51580.040.020	8X55MM	25	51580.080.055	16X90MM*	25	51580.160.090
4X22MM*	200	51580.040.022	8X60MM	25	51580.080.060	16X100MM*	25	51580.160.100
4X24MM	100	51580.040.024	8X65MM*	50	51580.080.065			
4X28MM	100	51580.040.028	8X70MM	25	51580.080.070	20X20MM*	10	51580.200.020
4X30MM	100	51580.040.030	8X80MM	25	51580.080.080	20X24MM*	10	51580.200.024
4X32MM	100	51580.040.032	8X90MM*	100	51580.080.090	20X30MM*	10	51580.200.030
4X36MM	100	51580.040.036	8X100MM*	25	51580.080.100	20X32MM*	10	51580.200.032
4X40MM	100	51580.040.040	8X110MM*	25	51580.080.110	20X36MM*	10	51580.200.036
4X45MM*	200	51580.040.045				20X40MM*	10	51580.200.040
4X50MM	100	51580.040.050	10X10MM*	50	51580.100.010	20X45MM*	10	51580.200.045
4X60MM	200	51580.040.060	10X12MM	25	51580.100.012	20X50MM*	10	51580.200.050
4X70MM*	100	51580.040.070	10X14MM	25	51580.100.014	20X55MM*	10	51580.200.055
			10X16MM	25	51580.100.016	20X60MM*	10	51580.200.060
5X5MM*	100	51580.050.005	10X18MM	25	51580.100.018	20X70MM*	10	51580.200.070
5X6MM	100	51580.050.006	10X20MM	25	51580.100.020	20X80MM*	10	51580.200.080
5X8MM	100	51580.050.008	10X24MM	50	51580.100.024	20X90MM*	10	51580.200.090
5X10MM	100	51580.050.010	10X28MM	25	51580.100.028	20X100MM*	10	51580.200.100
5X12MM	100	51580.050.012	10X30MM	50	51580.100.030			

- Depending on availability A1 as well as A2 may be supplied.

9

55580 **Parallel pin (dowel pin) / Cilindrische pen / Goupille cylindrique** **R49A**

Material Stainless steel A4



d x L	✉	Art.number
1X3MM*	500	55580.010.003
1X4MM*	500	55580.010.004
1X5MM	100	55580.010.005
1X6MM*	500	55580.010.006
1X8MM	100	55580.010.008
1X10MM	500	55580.010.010
1X12MM*	500	55580.010.012
1X16MM*	500	55580.010.016
1,5X3MM*	500	55580.015.003
1,5X4MM*	500	55580.015.004
1,5X5MM	100	55580.015.005
1,5X6MM	100	55580.015.006
1,5X8MM	100	55580.015.008
1,5X10MM	100	55580.015.010
1,5X12MM	100	55580.015.012
1,5X14MM	100	55580.015.014
1,5X16MM	100	55580.015.016
2X4MM*	500	55580.020.004
2X5MM*	500	55580.020.005
2X6MM	100	55580.020.006
2X8MM	100	55580.020.008
2X10MM	100	55580.020.010
2X12MM	100	55580.020.012
2X14MM	100	55580.020.014
2X16MM	100	55580.020.016
2X18MM	100	55580.020.018
2X20MM	100	55580.020.020
2X24MM	500	55580.020.024
2X32MM	500	55580.020.032
2,5X4MM*	500	55580.025.004
2,5X5MM*	500	55580.025.005
2,5X6MM	100	55580.025.006
2,5X8MM	100	55580.025.008
2,5X10MM	100	55580.025.010
2,5X12MM	100	55580.025.012
2,5X14MM	100	55580.025.014
2,5X16MM	100	55580.025.016
2,5X18MM*	500	55580.025.018
2,5X20MM	100	55580.025.020
2,5X24MM*	500	55580.025.024
2,5X28MM*	500	55580.025.028
2,5X32MM*	500	55580.025.032
3X4MM*	200	55580.030.004
3X5MM*	200	55580.030.005
3X6MM	200	55580.030.006
3X8MM	100	55580.030.008
3X10MM	100	55580.030.010
3X12MM	100	55580.030.012
3X14MM	100	55580.030.014
3X16MM	100	55580.030.016
3X18MM	100	55580.030.018
3X20MM	100	55580.030.020
3X24MM	100	55580.030.024
3X28MM	100	55580.030.028
3X30MM	100	55580.030.030
3X32MM*	100	55580.030.032
3X36MM	100	55580.030.036
3X40MM	100	55580.030.040
4X5MM*	200	55580.040.005
4X6MM	100	55580.040.006
4X8MM	100	55580.040.008
4X10MM	100	55580.040.010
4X12MM	100	55580.040.012
4X14MM	100	55580.040.014
4X16MM	100	55580.040.016
4X18MM	100	55580.040.018
4X20MM	100	55580.040.020
4X24MM	100	55580.040.024
4X28MM	100	55580.040.028
4X30MM	100	55580.040.030
4X32MM	100	55580.040.032
4X36MM	100	55580.040.036
4X40MM	100	55580.040.040
4X50MM	100	55580.040.050
5X5MM*	100	55580.050.005
5X6MM*	100	55580.050.006
5X8MM	100	55580.050.008
5X10MM	100	55580.050.010
5X12MM	100	55580.050.012
5X14MM	100	55580.050.014
5X16MM	100	55580.050.016
5X18MM	100	55580.050.018
5X20MM	100	55580.050.020
5X24MM	100	55580.050.024
5X28MM	100	55580.050.028
5X30MM	100	55580.050.030
5X32MM	100	55580.050.032
5X36MM	100	55580.050.036
5X40MM	100	55580.050.040
5X45MM	50	55580.050.045
5X50MM	50	55580.050.050
5X60MM	50	55580.050.060
6X6MM*	100	55580.060.006
6X8MM*	100	55580.060.008
6X10MM	100	55580.060.010
6X12MM	100	55580.060.012
6X14MM	100	55580.060.014
6X16MM	100	55580.060.016
6X18MM	100	55580.060.018
6X20MM	100	55580.060.020
6X24MM	100	55580.060.024
6X28MM	50	55580.060.028
6X30MM	50	55580.060.030
6X32MM	50	55580.060.032
6X36MM	50	55580.060.036
6X40MM	50	55580.060.040
6X45MM	50	55580.060.045
6X50MM	50	55580.060.050
6X55MM*	100	55580.060.055
6X60MM	50	55580.060.060
6X70MM*	100	55580.060.070
8X8MM*	100	55580.080.008
8X10MM	100	55580.080.010
8X12MM	100	55580.080.012
8X14MM	100	55580.080.014
8X16MM	100	55580.080.016
8X18MM	50	55580.080.018
8X20MM	100	55580.080.020
8X24MM	50	55580.080.024
8X28MM	50	55580.080.028
8X30MM	50	55580.080.030
8X32MM	50	55580.080.032
8X36MM	50	55580.080.036
8X40MM	50	55580.080.040
8X45MM	25	55580.080.045
8X50MM	25	55580.080.050
8X55MM*	100	55580.080.055
8X60MM	25	55580.080.060
8X70MM	25	55580.080.070
8X80MM	25	55580.080.080
10X10MM*	50	55580.100.010
10X12MM*	50	55580.100.012
10X14MM	25	55580.100.014
10X16MM*	50	55580.100.016
10X18MM	25	55580.100.018
10X20MM	50	55580.100.020
10X24MM	50	55580.100.024
10X28MM	25	55580.100.028
10X30MM	50	55580.100.030
10X32MM	25	55580.100.032
10X36MM	25	55580.100.036
10X40MM	25	55580.100.040
10X45MM	25	55580.100.045
10X50MM	25	55580.100.050
10X55MM	25	55580.100.055
10X60MM	25	55580.100.060
10X70MM*	50	55580.100.070
10X80MM	25	55580.100.080
10X90MM*	50	55580.100.090
10X100MM*	50	55580.100.100
12X12MM*	25	55580.120.012
12X14MM*	25	55580.120.014
12X16MM*	25	55580.120.016
12X18MM*	25	55580.120.018
12X20MM	25	55580.120.020
12X24MM*	25	55580.120.024
12X28MM*	25	55580.120.028
12X32MM	25	55580.120.032
12X36MM*	25	55580.120.036
12X40MM	25	55580.120.040
12X45MM	10	55580.120.045
12X50MM	10	55580.120.050
12X55MM*	25	55580.120.055
12X60MM	10	55580.120.060
12X70MM*	25	55580.120.070
12X80MM	10	55580.120.080
12X90MM	10	55580.120.090
12X100MM*	25	55580.120.100
16X16MM*	10	55580.160.016
16X24MM*	25	55580.160.024
16X28MM*	25	55580.160.028
16X32MM*	25	55580.160.032
16X36MM*	25	55580.160.036
16X40MM*	25	55580.160.040
16X45MM*	25	55580.160.045
16X50MM*	25	55580.160.050
16X55MM*	25	55580.160.055
16X60MM	25	55580.160.060
16X70MM*	25	55580.160.070
16X80MM*	25	55580.160.080
16X90MM*	25	55580.160.090
16X100MM*	25	55580.160.100
20X40MM*	5	55580.200.040
20X50MM*	5	55580.200.050
20X60MM*	5	55580.200.060
20X70MM*	5	55580.200.070
20X80MM*	5	55580.200.080
20X90MM*	5	55580.200.090
20X100MM*	10	55580.200.100

FABORY

Parallel pin (dowel pin) hardened, m6

Cilindrische pen gehard, m6 / Goupille cylindrique trempée, m6

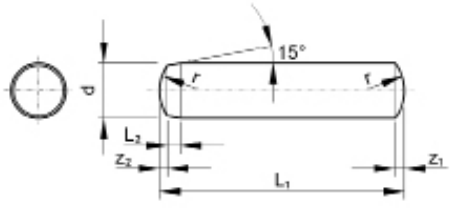

DIN	**6325**
ISO	8734 A
NF	E27-475
NEN	2282



Technical Data

d	L_2	r	z1 ≈	z2 ≈
1	0.4	1	0.15	0.08
1.5	0.5	1.6	0.23	0.12
2	0.6	2	0.3	0.18
2.5	0.7	2.5	0.4	0.25
3	0.8	3	0.45	0.3
4	1	4	0.6	0.4
5	1.2	5	0.75	0.5
6	1.5	6	0.9	0.6
8	1.8	8	1.2	0.8
10	2	10	1.5	1
12	2.5	12	1.8	1.3
14	2.5	16	2	1.3
16	3	16	2.5	1.7
20	4	20	3	2

- Parallel pins are used mainly as dowels for tools, clamping devices and measuring devices.
- The nominal length (L, tolerance class js14) includes the rounded ends.

39080 **Parallel pin (dowel pin) hardened, m6 / Cilindrische pen gehard, m6 / Goupille cylindrique trempée, m6** **L11A**

Material Steel 60±2HRC
Surface treatment Plain



RoHS

9

d x L_1	✉	Art.number	d x L_1	✉	Art.number	d x L_1	✉	Art.number
1X4MM	100	39080.010.004	2X36MM	100	39080.020.036	3X45MM	100	39080.030.045
1X5MM	100	39080.010.005	2X40MM	100	39080.020.040	3X50MM	100	39080.030.050
1X6MM	100	39080.010.006	2X50MM	100	39080.020.050	3X60MM	100	39080.030.060
1X8MM	100	39080.010.008						
1X10MM	100	39080.010.010	2,5X6MM	100	39080.025.006	4X6MM	100	39080.040.006
1X12MM	100	39080.010.012	2,5X8MM	100	39080.025.008	4X8MM	100	39080.040.008
			2,5X10MM	100	39080.025.010	4X10MM	100	39080.040.010
1,5X4MM	100	39080.015.004	2,5X12MM	100	39080.025.012	4X12MM	100	39080.040.012
1,5X5MM	100	39080.015.005	2,5X14MM	100	39080.025.014	4X14MM	100	39080.040.014
1,5X6MM	100	39080.015.006	2,5X16MM	100	39080.025.016	4X16MM	100	39080.040.016
1,5X8MM	100	39080.015.008	2,5X18MM	100	39080.025.018	4X18MM	100	39080.040.018
1,5X10MM	100	39080.015.010	2,5X20MM	100	39080.025.020	4X20MM	100	39080.040.020
1,5X12MM	100	39080.015.012	2,5X24MM	100	39080.025.024	4X22MM	100	39080.040.022
1,5X14MM	100	39080.015.014	2,5X26MM*	100	39080.025.026	4X24MM	100	39080.040.024
1,5X16MM	100	39080.015.016	2,5X28MM	100	39080.025.028	4X26MM	100	39080.040.026
1,5X18MM	100	39080.015.018	2,5X32MM	100	39080.025.032	4X28MM	100	39080.040.028
1,5X20MM	100	39080.015.020	2,5X36MM	100	39080.025.036	4X30MM	100	39080.040.030
1,5X24MM	100	39080.015.024	2,5X40MM	100	39080.025.040	4X32MM	100	39080.040.032
1,5X28MM	100	39080.015.028				4X36MM	100	39080.040.036
1,5X32MM	100	39080.015.032	3X6MM	100	39080.030.006	4X40MM	100	39080.040.040
			3X8MM	100	39080.030.008	4X45MM	100	39080.040.045
2X4MM	100	39080.020.004	3X10MM	100	39080.030.010	4X50MM	100	39080.040.050
2X5MM	100	39080.020.005	3X12MM	100	39080.030.012	4X60MM	100	39080.040.060
2X6MM	100	39080.020.006	3X14MM	100	39080.030.014			
2X8MM	100	39080.020.008	3X16MM	100	39080.030.016	5X8MM	100	39080.050.008
2X10MM	100	39080.020.010	3X18MM	100	39080.030.018	5X10MM	100	39080.050.010
2X12MM	100	39080.020.012	3X20MM	100	39080.030.020	5X12MM	100	39080.050.012
2X14MM	100	39080.020.014	3X22MM	100	39080.030.022	5X14MM	100	39080.050.014
2X16MM	100	39080.020.016	3X24MM	100	39080.030.024	5X16MM	100	39080.050.016
2X18MM	100	39080.020.018	3X26MM	100	39080.030.026	5X18MM	100	39080.050.018
2X20MM	100	39080.020.020	3X28MM	100	39080.030.028	5X20MM	100	39080.050.020
2X24MM	100	39080.020.024	3X30MM	100	39080.030.030	5X22MM	100	39080.050.022
2X28MM	100	39080.020.028	3X32MM	100	39080.030.032	5X24MM	100	39080.050.024
2X30MM	100	39080.020.030	3X36MM	100	39080.030.036	5X26MM	100	39080.050.026
2X32MM	100	39080.020.032	3X40MM	100	39080.030.040	5X28MM	100	39080.050.028

Go to www.fabory.com for all your tools, safety and metalworking products

39080 Parallel pin (dowel pin) hardened, m6 / Cilindrische pen gehard, m6 / Goupille cylindrique trempée, m6 ←

d x L_1	✉	Art.number	d x L_1	✉	Art.number	d x L_1	✉	Art.number
5X30MM	100	39080.050.030	8X32MM	50	39080.080.032	12X45MM	25	39080.120.045
5X32MM	100	39080.050.032	8X36MM	50	39080.080.036	12X50MM	25	39080.120.050
5X36MM	100	39080.050.036	8X40MM	50	39080.080.040	12X55MM	25	39080.120.055
5X40MM	100	39080.050.040	8X45MM	50	39080.080.045	12X60MM	25	39080.120.060
5X45MM	50	39080.050.045	8X50MM	25	39080.080.050	12X70MM	25	39080.120.070
5X50MM	50	39080.050.050	8X55MM	25	39080.080.055	12X80MM	10	39080.120.080
5X55MM	50	39080.050.055	8X60MM	25	39080.080.060	12X90MM	10	39080.120.090
5X60MM	50	39080.050.060	8X70MM	25	39080.080.070	12X100MM	10	39080.120.100
5X70MM	50	39080.050.070	8X80MM	25	39080.080.080	12X110MM	10	39080.120.110
			8X90MM	25	39080.080.090	12X120MM	10	39080.120.120
6X8MM	100	39080.060.008	8X100MM	25	39080.080.100			
6X10MM	100	39080.060.010	8X120MM	25	39080.080.120	14X32MM	25	39080.140.032
6X12MM	100	39080.060.012				14X36MM	25	39080.140.036
6X14MM	100	39080.060.014	10X12MM	50	39080.100.012	14X40MM	25	39080.140.040
6X16MM	100	39080.060.016	10X14MM	50	39080.100.014	14X50MM	25	39080.140.050
6X18MM	100	39080.060.018	10X16MM	50	39080.100.016	14X60MM	10	39080.140.060
6X20MM	100	39080.060.020	10X20MM	50	39080.100.020	14X70MM*	10	39080.140.070
6X22MM	100	39080.060.022	10X22MM	50	39080.100.022	14X80MM	10	39080.140.080
6X24MM	100	39080.060.024	10X24MM	50	39080.100.024	14X100MM	10	39080.140.100
6X26MM	100	39080.060.026	10X26MM	50	39080.100.026	14X120MM	10	39080.140.120
6X28MM	100	39080.060.028	10X28MM	50	39080.100.028			
6X30MM	100	39080.060.030	10X30MM	50	39080.100.030	16X30MM	50	39080.160.030
6X32MM	50	39080.060.032	10X32MM	50	39080.100.032	16X36MM	10	39080.160.036
6X36MM	50	39080.060.036	10X36MM	25	39080.100.036	16X40MM	10	39080.160.040
6X40MM	50	39080.060.040	10X40MM	25	39080.100.040	16X45MM	10	39080.160.045
6X45MM	50	39080.060.045	10X45MM	25	39080.100.045	16X50MM	10	39080.160.050
6X50MM	50	39080.060.050	10X50MM	25	39080.100.050	16X55MM*	10	39080.160.055
6X55MM	50	39080.060.055	10X55MM	25	39080.100.055	16X60MM	10	39080.160.060
6X60MM	50	39080.060.060	10X60MM	25	39080.100.060	16X70MM	10	39080.160.070
6X70MM	25	39080.060.070	10X70MM	25	39080.100.070	16X80MM	10	39080.160.080
6X80MM	25	39080.060.080	10X80MM	25	39080.100.080	16X90MM	10	39080.160.090
6X90MM	50	39080.060.090	10X90MM	25	39080.100.090	16X100MM	10	39080.160.100
6X100MM	50	39080.060.100	10X100MM	25	39080.100.100	16X110MM*	10	39080.160.110
			10X110MM*	25	39080.100.110	16X120MM	10	39080.160.120
8X10MM	100	39080.080.010	10X120MM	50	39080.100.120			
8X12MM	100	39080.080.012				20X30MM	100	39080.200.030
8X14MM	100	39080.080.014	12X16MM	25	39080.120.016	20X32MM	10	39080.200.032
8X16MM	100	39080.080.016	12X20MM	25	39080.120.020	20X36MM	10	39080.200.036
8X18MM	100	39080.080.018	12X24MM	25	39080.120.024	20X40MM	10	39080.200.040
8X20MM	100	39080.080.020	12X26MM	25	39080.120.026	20X50MM	10	39080.200.050
8X22MM	50	39080.080.022	12X28MM	25	39080.120.028	20X60MM	10	39080.200.060
8X24MM	50	39080.080.024	12X30MM	25	39080.120.030	20X70MM	10	39080.200.070
8X26MM	50	39080.080.026	12X32MM	25	39080.120.032	20X80MM	10	39080.200.080
8X28MM	50	39080.080.028	12X36MM	25	39080.120.036	20X100MM	10	39080.200.100
8X30MM	50	39080.080.030	12X40MM	25	39080.120.040	20X120MM	10	39080.200.120

FABORY

Parallel pin (dowel pin) hardened, h6

Cilindrische pen gehard, h6 / Goupille cylindrique trempée, h6

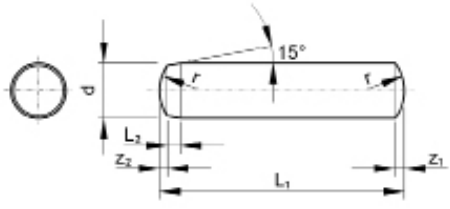

DIN	**≈6325**
ISO	≈8734 A
NF	≈E27-475
NEN	≈2282



Technical Data

d	L_2	r ≈	z1 ≈	z2 ≈
2	0.6	2	0.3	0.18
2.5	0.7	2.5	0.4	0.25
3	0.8	3	0.45	0.3
4	1	4	0.6	0.4
5	1.2	5	0.75	0.5
6	1.5	6	0.9	0.6
8	1.8	8	1.2	0.8
10	2	10	1.5	1
12	2.5	12	1.8	1.3
16	3	16	2.5	1.7
20	4	20	3	2

- Parallel pins are used mainly as dowels for tools, clamping devices and measuring devices.
- The nominal length (L, tolerance class js14) includes the rounded ends.

39078 **Parallel pin (dowel pin) hardened, h6 / Cilindrische pen gehard, h6 / Goupille cylindrique trempée, h6** **L11A**

Material Steel 60±2HRC
Surface treatment Plain

RoHS



d x L_1	✉	Art.number	d x L_1	✉	Art.number	d x L_1	✉	Art.number
2X5MM	100	39078.020.005	4X30MM	100	39078.040.030	8X20MM	100	39078.080.020
2X6MM	100	39078.020.006	4X32MM	100	39078.040.032	8X24MM	50	39078.080.024
2X8MM	100	39078.020.008	4X40MM	100	39078.040.040	8X28MM	50	39078.080.028
2X10MM	100	39078.020.010	4X50MM	100	39078.040.050	8X30MM	50	39078.080.030
2X12MM	100	39078.020.012				8X32MM	50	39078.080.032
2X14MM	100	39078.020.014	5X8MM	100	39078.050.008	8X36MM	50	39078.080.036
2X16MM	100	39078.020.016	5X10MM	100	39078.050.010	8X40MM	50	39078.080.040
2X20MM	100	39078.020.020	5X12MM	100	39078.050.012	8X50MM	25	39078.080.050
2X24MM	100	39078.020.024	5X14MM	100	39078.050.014	8X60MM	25	39078.080.060
2X28MM	100	39078.020.028	5X16MM	100	39078.050.016	8X70MM	25	39078.080.070
			5X20MM	100	39078.050.020	8X80MM	25	39078.080.080
2,5X6MM	100	39078.025.006	5X24MM	100	39078.050.024			
2,5X8MM	100	39078.025.008	5X26MM	100	39078.050.026	10X20MM	50	39078.100.020
2,5X10MM	100	39078.025.010	5X28MM	100	39078.050.028	10X24MM	50	39078.100.024
2,5X16MM	100	39078.025.016	5X30MM	100	39078.050.030	10X28MM	50	39078.100.028
2,5X24MM	100	39078.025.024	5X32MM	100	39078.050.032	10X30MM	50	39078.100.030
			5X36MM	100	39078.050.036	10X32MM	50	39078.100.032
3X6MM	100	39078.030.006	5X40MM	100	39078.050.040	10X36MM	25	39078.100.036
3X8MM	100	39078.030.008	5X50MM	100	39078.050.050	10X40MM	25	39078.100.040
3X10MM	100	39078.030.010	5X60MM	100	39078.050.060	10X50MM	25	39078.100.050
3X12MM	100	39078.030.012				10X60MM	25	39078.100.060
3X14MM	100	39078.030.014	6X10MM	100	39078.060.010	10X80MM	25	39078.100.080
3X16MM	100	39078.030.016	6X12MM	100	39078.060.012	10X100MM	25	39078.100.100
3X20MM	100	39078.030.020	6X14MM	100	39078.060.014			
3X24MM	100	39078.030.024	6X16MM	100	39078.060.016	12X24MM	25	39078.120.024
3X28MM	100	39078.030.028	6X18MM	100	39078.060.018	12X32MM	25	39078.120.032
3X30MM	100	39078.030.030	6X20MM	100	39078.060.020	12X36MM	25	39078.120.036
3X32MM	100	39078.030.032	6X24MM	100	39078.060.024	12X40MM	25	39078.120.040
3X40MM	100	39078.030.040	6X26MM	100	39078.060.026	12X45MM	25	39078.120.045
			6X28MM	100	39078.060.028	12X50MM	25	39078.120.050
4X8MM	100	39078.040.008	6X30MM	100	39078.060.030	12X60MM	25	39078.120.060
4X10MM	100	39078.040.010	6X32MM	50	39078.060.032	12X80MM	10	39078.120.080
4X12MM	100	39078.040.012	6X36MM	50	39078.060.036	12X100MM	10	39078.120.100
4X14MM	100	39078.040.014	6X40MM	50	39078.060.040			
4X16MM	100	39078.040.016	6X45MM	50	39078.060.045	16X40MM	10	39078.160.040
4X18MM	100	39078.040.018	6X50MM	50	39078.060.050	16X50MM	10	39078.160.050
4X20MM	100	39078.040.020	6X60MM	50	39078.060.060	16X60MM	10	39078.160.060
4X24MM	100	39078.040.024				16X80MM	10	39078.160.080
4X28MM	100	39078.040.028	8X16MM	100	39078.080.016	16X100MM	10	39078.160.100

Go to www.fabory.com for all your tools, safety and metalworking products

39078 **Parallel pin (dowel pin) hardened, h6 / Cilindrische pen gehard, h6 / Goupille cylindrique trempée, h6** ←

d x L_1	✉	Art.number	d x L_1	✉	Art.number	d x L_1	✉	Art.number
			20X50MM	10	39078.200.050	20X80MM	10	39078.200.080
20X40MM	10	39078.200.040	20X60MM	10	39078.200.060			

Parallel pin (dowel pin) with internal thread, hardened, ground

Cilindrische pen met binnendraad, gehard, geslepen / Goupille cylindrique avec filetage intérieur, trempée, rectifiée

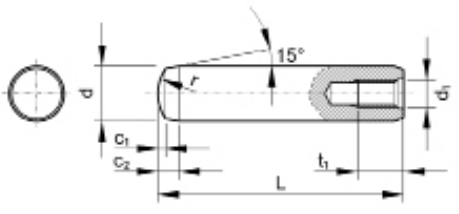

DIN **7979 D**
ISO 8735 A
NF E27-475
NEN 2464



Technical Data

d (m6)	c_1 ≈	c_2 ≈	d_1	r ≈	t_1	d (m6)	c_1 ≈	c_2 ≈	d_1	r ≈	t_1
4 (≠DIN)	0.4	1.3	M2	4	6	**14**	1.4	4	M8	14	12
5 (≠DIN)	0.5	1.7	M3	5	6	**16**	1.6	4.7	M8	16	12
6	0.6	2.1	M4	6	6	**20**	2	6	M10	20	16
8	0.8	2.6	M5	8	8	**25**	2.5	6	M16	25	24
10	1	3	M6	10	10	**30**	3	7	M20	30	30
12	1.2	3.8	M6	12	10	**40**	4	8	M20	40	30

- The tolerance class of outer diameter d is m6.
- The nominal length (L tolerance class js15) includes the rounded ends.
- Shank with slight flat or small groove at the manufacturers discretion.

39090 **Parallel pin (dowel pin) with internal thread, hardened, ground / Cilindrische pen met binnendraad, gehard, geslepen / Goupille cylindrique avec filetage intérieur, trempée, rectifiée** **L11A**

Material Steel 60±2HRC
Surface treatment Plain



RoHS

d x L	✉	Art.number	d x L	✉	Art.number	d x L	✉	Art.number
4X10MM	100	39090.040.010	6X45MM	25	39090.060.045	10X40MM	10	39090.100.040
4X12MM	100	39090.040.012	6X50MM	25	39090.060.050	10X45MM	10	39090.100.045
4X16MM	100	39090.040.016	6X55MM	25	39090.060.055	10X50MM	10	39090.100.050
4X20MM	100	39090.040.020	6X60MM	25	39090.060.060	10X60MM	10	39090.100.060
4X24MM	100	39090.040.024	6X70MM	25	39090.060.070	10X70MM	10	39090.100.070
			6X80MM	25	39090.060.080	10X80MM	10	39090.100.080
5X10MM	100	39090.050.010				10X90MM	10	39090.100.090
5X12MM	100	39090.050.012	8X12MM	10	39090.080.012	10X100MM	10	39090.100.100
5X14MM	100	39090.050.014	8X16MM	50	39090.080.016	10X120MM	10	39090.100.120
5X16MM	50	39090.050.016	8X18MM	10	39090.080.018			
5X18MM	100	39090.050.018	8X20MM	50	39090.080.020	12X20MM	10	39090.120.020
5X20MM	50	39090.050.020	8X24MM	25	39090.080.024	12X24MM	10	39090.120.024
5X24MM	50	39090.050.024	8X26MM	10	39090.080.026	12X28MM	10	39090.120.028
5X28MM	50	39090.050.028	8X28MM	25	39090.080.028	12X30MM	10	39090.120.030
5X30MM	25	39090.050.030	8X30MM	25	39090.080.030	12X32MM	10	39090.120.032
5X32MM	25	39090.050.032	8X32MM	25	39090.080.032	12X36MM	10	39090.120.036
5X36MM	25	39090.050.036	8X36MM	25	39090.080.036	12X40MM	10	39090.120.040
5X40MM	25	39090.050.040	8X40MM	25	39090.080.040	12X45MM	10	39090.120.045
5X45MM	50	39090.050.045	8X45MM	25	39090.080.045	12X50MM	10	39090.120.050
5X50MM	50	39090.050.050	8X50MM	10	39090.080.050	12X55MM	10	39090.120.055
			8X55MM	10	39090.080.055	12X60MM	10	39090.120.060
6X10MM	25	39090.060.010	8X60MM	10	39090.080.060	12X70MM	10	39090.120.070
6X12MM	25	39090.060.012	8X70MM	10	39090.080.070	12X80MM	5	39090.120.080
6X14MM	25	39090.060.014	8X80MM	50	39090.080.080	12X90MM	10	39090.120.090
6X16MM	50	39090.060.016	8X90MM	10	39090.080.090	12X100MM	5	39090.120.100
6X18MM	25	39090.060.018	8X100MM	10	39090.080.100	12X120MM	10	39090.120.120
6X20MM	50	39090.060.020						
6X22MM	25	39090.060.022	10X18MM	10	39090.100.018	14X32MM	10	39090.140.032
6X24MM	50	39090.060.024	10X20MM	25	39090.100.020	14X40MM	10	39090.140.040
6X26MM	25	39090.060.026	10X24MM	25	39090.100.024	14X60MM	5	39090.140.060
6X28MM	50	39090.060.028	10X28MM	25	39090.100.028	14X80MM	10	39090.140.080
6X30MM	50	39090.060.030	10X30MM	25	39090.100.030			
6X32MM	25	39090.060.032	10X32MM	25	39090.100.032	16X28MM	10	39090.160.028
6X36MM	25	39090.060.036	10X36MM	10	39090.100.036	16X32MM	5	39090.160.032
6X40MM	25	39090.060.040						

FABORY

39090	Parallel pin (dowel pin) with internal thread, hardened, ground / Cilindrische pen met binnendraad, gehard, geslepen / Goupille cylindrique avec filetage intérieur, trempée, rectifiée	←

d x L	✉	Art.number	d x L	✉	Art.number	d x L	✉	Art.number
16X36MM	10	39090.160.036	20X60MM	5	39090.200.060	25X120MM	1	39090.250.120
16X40MM	5	39090.160.040	20X70MM	5	39090.200.070	25X130MM*	1	39090.250.130
16X45MM	10	39090.160.045	20X80MM	5	39090.200.080			
16X50MM	5	39090.160.050	20X90MM	1	39090.200.090	30X55MM*	5	39090.300.055
16X55MM	5	39090.160.055	20X100MM	5	39090.200.100	30X60MM	1	39090.300.060
16X60MM	5	39090.160.060	20X120MM	5	39090.200.120	30X70MM	1	39090.300.070
16X70MM	5	39090.160.070	20X140MM*	50	39090.200.140	30X80MM*	5	39090.300.080
16X80MM	5	39090.160.080	20X150MM*	1	39090.200.150	30X100MM*	5	39090.300.100
16X90MM	5	39090.160.090	20X160MM*	1	39090.200.160	30X120MM*	5	39090.300.120
16X100MM	5	39090.160.100	20X180MM*	1	39090.200.180			
16X120MM	5	39090.160.120	20X200MM*	1	39090.200.200	40X60MM*	1	39090.400.060
						40X70MM*	1	39090.400.070
20X36MM	1	39090.200.036	25X50MM*	1	39090.250.050	40X80MM*	1	39090.400.080
20X40MM	5	39090.200.040	25X60MM	5	39090.250.060	40X90MM*	1	39090.400.090
20X45MM	50	39090.200.045	25X70MM	5	39090.250.070	40X100MM*	1	39090.400.100
20X50MM	5	39090.200.050	25X80MM	15	39090.250.080			
20X55MM*	1	39090.200.055	25X100MM*	15	39090.250.100			

Taper pin, turned

Conische pen, gedraaid / Goupille conique

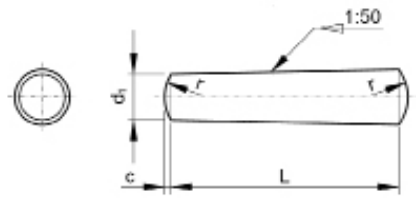

DIN	**1 B**
ISO	2339 B
NEN	10 B



Technical Data

d_1 (h10)	c (max.)	d_2 >	d_2 ≤	r ≈	W (min.)
0.6	0.1	1	2	0.6	2
0.8	0.12	2	3	0.8	2.5
1	0.15	3	4	1	3
1.5	0.23	4/5	5/6	1.5	3.5/4
2	0.3	6	8	2	4.5
2.5	0.4	8	9	2.5	5
3	0.45	8	11	3	5
4	0.6	11	17	4	6
5	0.75	17	23	5	7.5
6	0.9	23	30	6	9
6.5 (≠DIN)	1	25	33	6.5	10
7 (≠DIN)	1.2	33	40	7	12
8	1.2	30/38	38/45	8	10/11
10	1.5	45/50	50/75	10	11.5/13
12	1.8	75	110	12	15
13 (≠DIN)	1.9	75	110	13	15
14	2	75	110	14	15
16	2.5	110	160	16	18
20	3	160	-	20	-

- Taper pins are designed for the friction type fastening and/or locking together of two or more individual elements. The tapered shape allows the connection to be disconnected repeatedly, and when the elements are joined together again, their location remains as accurate as it was previously, and the frictional connection remains as strong as before.
- The nominal length (L, tolerance class js15) does not include the rounded ends.
- For taper pins with d1 = 20 distance W is at the choice of the user.

Assembly data

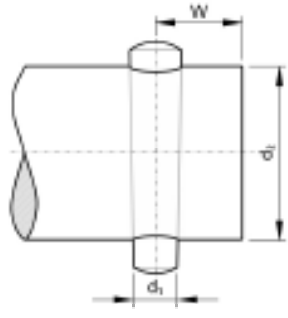

9

Article groups

Material	Code	Page
Free-cutting steel	39000	9-11
St.st. A1	51560	9-12
St.st. A5 (1.4571)	55560	9-12

39000 **Taper pin, turned / Conische pen, gedraaid / Goupille conique** **L11A**

Material Free-cutting steel



d_1 x L	✉	Art.number
1X12MM*	200	39000.010.012
1X14MM	200	39000.010.014
1X18MM	200	39000.010.018
1,5X10MM	200	39000.015.010
1,5X12MM*	200	39000.015.012
1,5X14MM	200	39000.015.014
1,5X16MM*	200	39000.015.016
1,5X20MM	200	39000.015.020
1,5X24MM	200	39000.015.024
1,5X30MM	200	39000.015.030
2X10MM	200	39000.020.010
2X12MM	200	39000.020.012
2X14MM	200	39000.020.014
2X16MM*	200	39000.020.016
2X18MM*	100	39000.020.018
2X20MM	100	39000.020.020
2X24MM	100	39000.020.024
2X30MM	100	39000.020.030
2X32MM*	100	39000.020.032
2X36MM*	100	39000.020.036
2X40MM	100	39000.020.040
2X50MM	50	39000.020.050
2,5X12MM	200	39000.025.012
2,5X14MM*	100	39000.025.014
2,5X16MM	200	39000.025.016
2,5X20MM	100	39000.025.020
2,5X24MM	100	39000.025.024
2,5X26MM	100	39000.025.026
2,5X30MM	100	39000.025.030
2,5X36MM	50	39000.025.036
2,5X40MM	50	39000.025.040
2,5X50MM	50	39000.025.050
3X10MM*	100	39000.030.010
3X12MM*	100	39000.030.012
3X14MM	100	39000.030.014
3X16MM	100	39000.030.016
3X18MM*	100	39000.030.018
3X20MM	100	39000.030.020
3X24MM	100	39000.030.024
3X26MM*	100	39000.030.026
3X28MM	100	39000.030.028
3X30MM	100	39000.030.030
3X32MM*	100	39000.030.032
3X36MM	50	39000.030.036
3X40MM	50	39000.030.040
3X45MM*	100	39000.030.045
3X50MM	50	39000.030.050
3X60MM	25	39000.030.060
4X12MM*	100	39000.040.012
4X14MM*	100	39000.040.014
4X16MM	100	39000.040.016
4X18MM*	100	39000.040.018
4X20MM	100	39000.040.020
4X22MM*	100	39000.040.022
4X24MM	100	39000.040.024
4X26MM	50	39000.040.026
4X28MM*	100	39000.040.028
4X30MM	50	39000.040.030
4X32MM*	100	39000.040.032
4X36MM	50	39000.040.036
4X40MM	50	39000.040.040
4X45MM*	100	39000.040.045
4X50MM	50	39000.040.050
4X55MM*	100	39000.040.055
4X60MM	25	39000.040.060
4X70MM	25	39000.040.070
4X80MM	25	39000.040.080
4X100MM	25	39000.040.100
5X16MM*	100	39000.050.016
5X18MM*	100	39000.050.018
5X20MM	100	39000.050.020
5X22MM*	100	39000.050.022
5X24MM*	100	39000.050.024
5X26MM	50	39000.050.026
5X28MM*	100	39000.050.028
5X30MM	50	39000.050.030
5X32MM*	100	39000.050.032
5X36MM*	100	39000.050.036
5X40MM	50	39000.050.040
5X45MM*	100	39000.050.045
5X50MM	50	39000.050.050
5X55MM*	100	39000.050.055
5X60MM	25	39000.050.060
5X65MM*	50	39000.050.065
5X70MM	25	39000.050.070
5X80MM	25	39000.050.080
5X90MM*	50	39000.050.090
5X100MM	25	39000.050.100
6X20MM	50	39000.060.020
6X24MM	50	39000.060.024
6X26MM*	100	39000.060.026
6X28MM*	100	39000.060.028
6X30MM	50	39000.060.030
6X32MM*	100	39000.060.032
6X36MM*	100	39000.060.036
6X40MM	25	39000.060.040
6X50MM	25	39000.060.050
6X60MM	25	39000.060.060
6X70MM	25	39000.060.070
6X80MM	25	39000.060.080
6X90MM*	50	39000.060.090
6X100MM	10	39000.060.100
6X120MM	10	39000.060.120
6X140MM	10	39000.060.140
6,5X40MM*	100	39000.065.040
6,5X50MM	25	39000.065.050
6,5X60MM	25	39000.065.060
6,5X80MM	25	39000.065.080
6,5X100MM	10	39000.065.100
7X50MM	25	39000.070.050
7X60MM	25	39000.070.060
7X70MM	25	39000.070.070
7X80MM	10	39000.070.080
7X100MM	10	39000.070.100
8X24MM*	50	39000.080.024
8X26MM*	50	39000.080.026
8X28MM*	50	39000.080.028
8X30MM	25	39000.080.030
8X32MM*	50	39000.080.032
8X36MM	25	39000.080.036
8X40MM	25	39000.080.040
8X45MM*	50	39000.080.045
8X50MM	25	39000.080.050
8X55MM*	50	39000.080.055
8X60MM	25	39000.080.060
8X70MM	25	39000.080.070
8X80MM	10	39000.080.080
8X90MM	10	39000.080.090
8X100MM	10	39000.080.100
8X110MM*	50	39000.080.110
8X120MM	10	39000.080.120
8X130MM*	50	39000.080.130
8X140MM	10	39000.080.140
8X150MM*	50	39000.080.150
8X160MM	10	39000.080.160
10X28MM*	50	39000.100.028
10X30MM	25	39000.100.030
10X32MM*	50	39000.100.032
10X36MM*	50	39000.100.036
10X40MM	25	39000.100.040
10X45MM*	50	39000.100.045
10X50MM	25	39000.100.050
10X55MM*	25	39000.100.055
10X60MM	25	39000.100.060
10X70MM	10	39000.100.070
10X80MM	10	39000.100.080
10X90MM*	25	39000.100.090
10X100MM	10	39000.100.100
10X110MM	10	39000.100.110
10X120MM	10	39000.100.120
10X130MM*	25	39000.100.130
10X140MM	10	39000.100.140
10X150MM	10	39000.100.150
10X160MM	10	39000.100.160
12X30MM	25	39000.120.030
12X36MM*	25	39000.120.036
12X40MM	10	39000.120.040
12X45MM*	25	39000.120.045
12X50MM	10	39000.120.050
12X55MM*	25	39000.120.055
12X60MM	10	39000.120.060
12X70MM	10	39000.120.070
12X80MM	10	39000.120.080
12X90MM*	25	39000.120.090
12X100MM	10	39000.120.100
12X110MM*	10	39000.120.110
12X120MM	10	39000.120.120
12X130MM*	10	39000.120.130
12X140MM	10	39000.120.140
12X150MM*	10	39000.120.150
12X160MM	10	39000.120.160
13X50MM*	25	39000.130.050
13X60MM*	25	39000.130.060
13X70MM*	25	39000.130.070
13X80MM*	25	39000.130.080
13X100MM	10	39000.130.100
13X120MM*	10	39000.130.120
13X130MM*	10	39000.130.130
13X150MM	10	39000.130.150
14X50MM*	25	39000.140.050
14X80MM*	25	39000.140.080
14X90MM	10	39000.140.090
14X100MM*	25	39000.140.100
14X120MM*	10	39000.140.120
14X140MM*	10	39000.140.140
16X40MM	10	39000.160.040

39000 Taper pin, turned / Conische pen, gedraaid / Goupille conique

d_1 x L	✉	Art.number	d_1 x L	✉	Art.number	d_1 x L	✉	Art.number
16X50MM	5	39000.160.050	16X140MM*	10	39000.160.140	20X60MM*	10	39000.200.060
16X60MM	5	39000.160.060	16X150MM	5	39000.160.150	20X70MM*	10	39000.200.070
16X70MM	5	39000.160.070	16X165MM*	10	39000.160.165	20X80MM*	10	39000.200.080
16X80MM	5	39000.160.080	16X180MM	5	39000.160.180	20X100MM*	10	39000.200.100
16X90MM*	10	39000.160.090	16X200MM*	1	39000.160.200	20X120MM*	10	39000.200.120
16X100MM	5	39000.160.100				20X140MM*	10	39000.200.140
16X120MM	5	39000.160.120	20X50MM*	10	39000.200.050	20X150MM	1	39000.200.150

51560 Taper pin, turned / Conische pen, gedraaid / Goupille conique R09A

Material Stainless steel A1



d_1 x L	✉	Art.number	d_1 x L	✉	Art.number	d_1 x L	✉	Art.number
1X10MM	100	51560.010.010	3X60MM*	100	51560.030.060	6X36MM*	100	51560.060.036
1X12MM	100	51560.010.012				6X40MM*	50	51560.060.040
			4X10MM	100	51560.040.010	6X45MM*	100	51560.060.045
1,5X8MM*	200	51560.015.008	4X12MM	100	51560.040.012	6X50MM	50	51560.060.050
1,5X10MM*	200	51560.015.010	4X16MM*	500	51560.040.016	6X55MM*	100	51560.060.055
1,5X12MM*	200	51560.015.012	4X20MM*	100	51560.040.020	6X60MM*	100	51560.060.060
1,5X16MM*	200	51560.015.016	4X24MM*	100	51560.040.024	6X70MM	100	51560.060.070
1,5X18MM*	200	51560.015.018	4X25MM*	100	51560.040.025	6X80MM*	100	51560.060.080
			4X26MM*	100	51560.040.026	6X90MM*	50	51560.060.090
2X10MM	100	51560.020.010	4X28MM*	100	51560.040.028	6X100MM*	100	51560.060.100
2X12MM	100	51560.020.012	4X30MM*	100	51560.040.030			
2X14MM*	100	51560.020.014	4X32MM*	100	51560.040.032	8X24MM	50	51560.080.024
2X16MM*	200	51560.020.016	4X36MM	100	51560.040.036	8X28MM*	50	51560.080.028
2X18MM*	100	51560.020.018	4X40MM*	100	51560.040.040	8X30MM	50	51560.080.030
2X20MM*	200	51560.020.020	4X45MM*	100	51560.040.045	8X32MM*	50	51560.080.032
2X24MM*	200	51560.020.024	4X50MM*	100	51560.040.050	8X36MM	50	51560.080.036
2X26MM*	200	51560.020.026	4X60MM*	100	51560.040.060	8X40MM	50	51560.080.040
2X28MM*	100	51560.020.028				8X45MM*	50	51560.080.045
2X30MM*	200	51560.020.030	5X16MM	100	51560.050.016	8X50MM	25	51560.080.050
2X32MM*	100	51560.020.032	5X20MM	100	51560.050.020	8X55MM*	50	51560.080.055
			5X22MM*	100	51560.050.022	8X60MM	25	51560.080.060
2,5X10MM	100	51560.025.010	5X24MM	100	51560.050.024	8X70MM*	50	51560.080.070
2,5X16MM	100	51560.025.016	5X26MM*	100	51560.050.026	8X80MM*	50	51560.080.080
2,5X20MM	100	51560.025.020	5X28MM*	100	51560.050.028	8X90MM*	50	51560.080.090
2,5X36MM*	200	51560.025.036	5X30MM	100	51560.050.030	8X100MM*	50	51560.080.100
			5X32MM*	100	51560.050.032	8X120MM*	25	51560.080.120
3X10MM	100	51560.030.010	5X36MM*	100	51560.050.036			
3X12MM	100	51560.030.012	5X40MM	100	51560.050.040	10X30MM*	25	51560.100.030
3X14MM*	100	51560.030.014	5X45MM*	100	51560.050.045	10X32MM*	25	51560.100.032
3X16MM	100	51560.030.016	5X50MM*	100	51560.050.050	10X36MM*	25	51560.100.036
3X18MM*	100	51560.030.018	5X55MM*	100	51560.050.055	10X40MM*	25	51560.100.040
3X20MM	100	51560.030.020	5X60MM*	100	51560.050.060	10X45MM*	25	51560.100.045
3X22MM*	100	51560.030.022	5X70MM*	100	51560.050.070	10X50MM	25	51560.100.050
3X24MM	100	51560.030.024				10X55MM*	25	51560.100.055
3X26MM*	100	51560.030.026	6X16MM*	100	51560.060.016	10X60MM	25	51560.100.060
3X28MM*	100	51560.030.028	6X20MM	100	51560.060.020	10X70MM	25	51560.100.070
3X30MM*	100	51560.030.030	6X24MM	100	51560.060.024	10X80MM	25	51560.100.080
3X32MM*	100	51560.030.032	6X25MM*	100	51560.060.025	10X90MM*	25	51560.100.090
3X36MM*	100	51560.030.036	6X26MM*	100	51560.060.026	10X100MM*	25	51560.100.100
3X40MM*	100	51560.030.040	6X28MM*	100	51560.060.028	10X120MM*	25	51560.100.120
3X45MM*	100	51560.030.045	6X30MM	50	51560.060.030			
3X50MM*	100	51560.030.050	6X32MM*	100	51560.060.032	12X70MM*	25	51560.120.070

55560 Taper pin, turned / Conische pen, gedraaid / Goupille conique R49A

Material Stainless steel A5 (1.4571)



d_1 x L	✉	Art.number	d_1 x L	✉	Art.number	d_1 x L	✉	Art.number
3X14MM*	100	55560.030.014	6X24MM*	100	55560.060.024	10X50MM*	25	55560.100.050
3X20MM*	100	55560.030.020	6X26MM*	100	55560.060.026	10X65MM*	25	55560.100.065
			6X30MM*	100	55560.060.030	10X70MM*	25	55560.100.070
4X20MM*	100	55560.040.020	6X40MM*	100	55560.060.040	10X80MM*	25	55560.100.080
						10X90MM*	25	55560.100.090
5X30MM*	100	55560.050.030	8X30MM*	50	55560.080.030			
5X36MM*	100	55560.050.036	8X45MM*	50	55560.080.045	12X70MM*	25	55560.120.070
			8X60MM*	50	55560.080.060	12X80MM*	25	55560.120.080
6X20MM*	100	55560.060.020				12X90MM*	25	55560.120.090

9

Taper pin with external thread and constant taper length

Conische pen met buitendraad en vaste conuslengte / Goupille conique à filetage extérieur et longueur conique constante

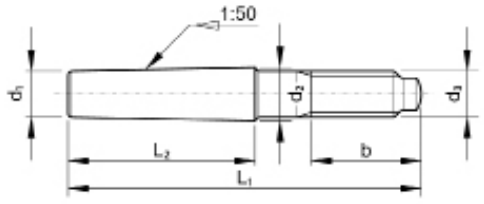

DIN 258



Technical Data

d_1 (h10)	b	d_2 (max.)	d_3	L_2
5	14	5.5	M5	25
6	18	6.6	M6	30
8	22	8.8	M8	40
10	24	10.9	M10	45
12	27	13.1	M12	55
16	35	17.4	M16	72
20	35	21.7	M16	85
25	40	27	M20	100

39015 **Taper pin with external thread and constant taper length / Conische pen met buitendraad en vaste conuslengte / Goupille conique à filetage extérieur et longueur conique constante** **L11A**

Material Free-cutting steel
Surface treatment Plain



d_1 x L_1	✉	Art.number	d_1 x L_1	✉	Art.number	d_1 x L_1	✉	Art.number
M5X40*	100	39015.050.040	M8X75*	100	39015.080.075			
M5X50*	100	39015.050.050				M16X100*	1	39015.160.100
			M10X65*	10	39015.100.065	M16X120*	10	39015.160.120
M6X45*	25	39015.060.045	M10X75*	100	39015.100.075	M16X140*	10	39015.160.140
M6X50*	25	39015.060.050	M10X85*	10	39015.100.085	M16X160*	10	39015.160.160
M6X55*	100	39015.060.055	M10X100*	10	39015.100.100			
M6X60*	25	39015.060.060				M20X120*	10	39015.200.120
			M12X85*	10	39015.120.085	M20X140*	25	39015.200.140
M8X55*	10	39015.080.055	M12X100*	10	39015.120.100			
M8X60*	10	39015.080.060	M12X120*	10	39015.120.120	M25X140*	1	39015.250.140
M8X65*	100	39015.080.065	M12X140*	10	39015.120.140	M25X160*	1	39015.250.160

FABORY

Taper pin with constant external thread

Conische pen met vaste lengte buitendraad / Goupille conique à filetage extérieur constant

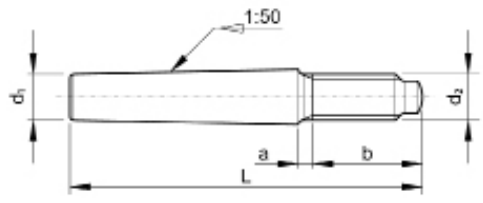

DIN **7977**
ISO 8737
NEN 2462



Technical Data

d_1 (h10)	a (max.)	b	d_2
5	2.4	14	M5
6	3	18	M6
8	4	22	M8
10	4.5	24	M10
12	5.3	27	M12

d_1 (h10)	a (max.)	b	d_2
13 (#DIN)	6	28	M12
14	6	30	M12
16	6	35	M16
20	6	35	M16

- The nominal length (L, tolerance class js15) includes the rounded ends.

39011 **Taper pin with constant external thread / Conische pen met vaste lengte buitendraad / Goupille conique à filetage extérieur constant** **L11A**

Material Free-cutting steel



d_1 x L	✉	Art.number
5X40MM	50	39011.050.040
5X45MM*	25	39011.050.045
5X50MM	50	39011.050.050
6X40MM*	25	39011.060.040
6X45MM	25	39011.060.045
6X50MM	25	39011.060.050
6X55MM	25	39011.060.055
6X60MM	25	39011.060.060
8X50MM*	10	39011.080.050
8X55MM	10	39011.080.055
8X60MM	10	39011.080.060
8X65MM	10	39011.080.065
8X75MM	10	39011.080.075
8X85MM	10	39011.080.085
8X100MM	10	39011.080.100

d_1 x L	✉	Art.number
10X50MM*	10	39011.100.050
10X60MM	10	39011.100.060
10X65MM	10	39011.100.065
10X75MM	10	39011.100.075
10X85MM	10	39011.100.085
10X100MM	10	39011.100.100
10X120MM*	10	39011.100.120
12X75MM	5	39011.120.075
12X80MM*	10	39011.120.080
12X85MM	5	39011.120.085
12X100MM	5	39011.120.100
12X120MM	5	39011.120.120
12X140MM*	5	39011.120.140
13X75MM*	10	39011.130.075
13X85MM*	10	39011.130.085
13X100MM*	10	39011.130.100

d_1 x L	✉	Art.number
13X140MM*	10	39011.130.140
14X85MM*	10	39011.140.085
14X100MM*	10	39011.140.100
16X85MM	5	39011.160.085
16X100MM	5	39011.160.100
16X120MM	5	39011.160.120
16X140MM	5	39011.160.140
16X160MM	5	39011.160.160
20X100MM	5	39011.200.100
20X120MM	5	39011.200.120
20X140MM	5	39011.200.140
20X160MM	5	39011.200.160
20X190MM*	5	39011.200.190

9

Taper pin with internal thread, ground

Conische pen met binnendraad geslepen / Goupille conique avec filetage intérieur

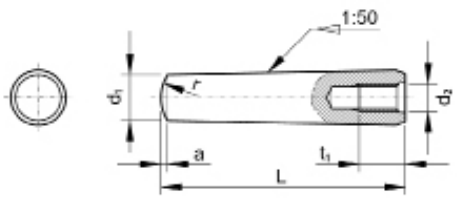

DIN	**7978 A**
ISO	8736 A
NF	E27-479
NEN	2463



Technical Data

d_1 (h10)	a ≈	d_2	r ≈	t_1	d_1 (h10)	a ≈	d_2	r ≈	t_1
6	0.8	M4	4	6	**12**	1.6	M8	8	12
8	1	M5	5	8	**16**	2	M10	10	16
10	1.2	M6	6	10	**20**	2.5	M12	12	18

- The nominal length (L, tolerance class js15) includes the rounded ends.

39012 **Taper pin with internal thread, ground / Conische pen met binnendraad geslepen / Goupille conique avec filetage intérieur** **L11A**

Material Free-cutting steel



d_1 x L	✉	Art.number	d_1 x L	✉	Art.number	d_1 x L	✉	Art.number
6X16MM	50	39012.060.016	8X55MM*	10	39012.080.055	12X55MM*	10	39012.120.055
6X20MM	25	39012.060.020	8X60MM	10	39012.080.060	12X60MM	10	39012.120.060
6X24MM	50	39012.060.024	8X70MM	10	39012.080.070	12X70MM	10	39012.120.070
6X26MM*	25	39012.060.026	8X80MM	10	39012.080.080	12X80MM	5	39012.120.080
6X28MM	50	39012.060.028	8X100MM	10	39012.080.100	12X90MM*	10	39012.120.090
6X30MM	50	39012.060.030				12X100MM	5	39012.120.100
6X32MM	25	39012.060.032	10X24MM	25	39012.100.024			
6X36MM	25	39012.060.036	10X28MM	25	39012.100.028	16X40MM	5	39012.160.040
6X40MM	25	39012.060.040	10X30MM*	10	39012.100.030	16X45MM*	10	39012.160.045
6X45MM*	25	39012.060.045	10X32MM	25	39012.100.032	16X50MM	5	39012.160.050
6X50MM	25	39012.060.050	10X36MM	10	39012.100.036	16X55MM*	10	39012.160.055
6X55MM*	25	39012.060.055	10X40MM	10	39012.100.040	16X60MM	5	39012.160.060
6X60MM	25	39012.060.060	10X45MM	10	39012.100.045	16X70MM*	5	39012.160.070
6X70MM*	25	39012.060.070	10X50MM	10	39012.100.050	16X80MM	5	39012.160.080
6X80MM*	25	39012.060.080	10X60MM	10	39012.100.060	16X90MM	5	39012.160.090
			10X70MM	10	39012.100.070	16X100MM	5	39012.160.100
8X20MM	50	39012.080.020	10X80MM	10	39012.100.080	16X120MM	5	39012.160.120
8X24MM	25	39012.080.024	10X90MM*	10	39012.100.090			
8X26MM*	10	39012.080.026	10X100MM	10	39012.100.100	20X50MM*	5	39012.200.050
8X28MM	25	39012.080.028	10X120MM*	5	39012.100.120	20X55MM*	5	39012.200.055
8X30MM	25	39012.080.030				20X60MM	5	39012.200.060
8X32MM	25	39012.080.032	12X32MM	10	39012.120.032	20X70MM*	5	39012.200.070
8X36MM	25	39012.080.036	12X36MM*	10	39012.120.036	20X80MM	5	39012.200.080
8X40MM	25	39012.080.040	12X40MM	10	39012.120.040	20X90MM*	5	39012.200.090
8X45MM*	10	39012.080.045	12X45MM	10	39012.120.045	20X100MM	5	39012.200.100
8X50MM	10	39012.080.050	12X50MM	10	39012.120.050	20X120MM	5	39012.200.120

Grooved pin, full length parallel grooved with pilot

Cilindrische kerfpen met tap / Goupille cylindrique cannelée avec bout

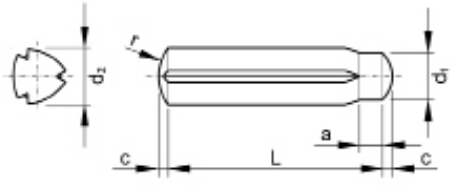

DIN	**1470**
ISO	8739
NEN	2601



Technical Data

d_1	Tolerance	a	c ≈	d_2 ≈	r ≈	V
1.5	h9	0.7	0.2	1.6	1.5	1.6
2	h9	0.7	0.25	2.15	2	2.85
2.5	h9	1	0.3	2.65	2.5	4.25
3	h9	1	0.4	3.2	3	6.15

d_1	Tolerance	a	c ≈	d_2 ≈	r ≈	V
4	h11	1.5	0.5	4.25	4	10.6
5	h11	1.5	0.6	5.25	5	16.5
6	h11	2	0.8	6.3	6	22.8
8	h11	2	1	8.3	8	40.5

- V = minimum shear strength double shear in kN (valid for steel pins only).
- Diameter d2 is the diameter over the grooved edges (valid for steel pins only).
- The recommended tolerance class for the accommodating hole diameter d (nominal) is H11.
- The nominal length (L, tolerance class js15) does not include the rounded ends.

Examples of application

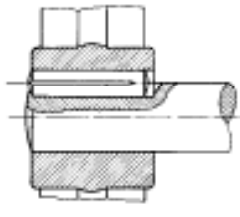

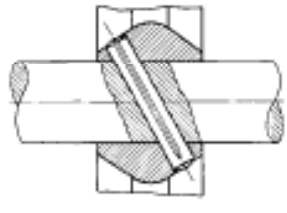

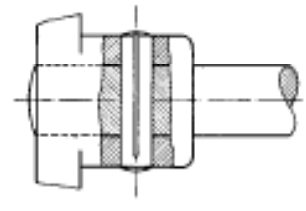

39700 **Grooved pin, full length parallel grooved with pilot / Cilindrische kerfpen met tap / Goupille cylindrique cannelée avec bout** **L11F**

Material Free-cutting steel



d_1 x L	✉	Art.number
1,5X4MM	200	39700.015.004
1,5X6MM	200	39700.015.006
1,5X8MM	200	39700.015.008
1,5X10MM	200	39700.015.010
1,5X16MM	200	39700.015.016
2X5MM	200	39700.020.005
2X6MM	200	39700.020.006
2X8MM	200	39700.020.008
2X10MM	200	39700.020.010
2X16MM	200	39700.020.016
2X20MM	200	39700.020.020
2X24MM	200	39700.020.024
2,5X10MM	200	39700.025.010
2,5X16MM	200	39700.025.016
2,5X20MM	200	39700.025.020
3X10MM	200	39700.030.010
3X12MM	200	39700.030.012
3X16MM	200	39700.030.016
3X20MM	200	39700.030.020
3X30MM	200	39700.030.030
4X10MM	200	39700.040.010
4X20MM	200	39700.040.020
4X24MM	200	39700.040.024
4X30MM	200	39700.040.030
4X36MM	100	39700.040.036
4X40MM	100	39700.040.040
5X12MM	200	39700.050.012
5X16MM	200	39700.050.016
5X20MM	100	39700.050.020
5X24MM	100	39700.050.024
5X30MM	100	39700.050.030
5X36MM	100	39700.050.036
5X40MM	100	39700.050.040
6X16MM	100	39700.060.016
6X20MM	100	39700.060.020
6X24MM	100	39700.060.024
6X30MM	100	39700.060.030
6X36MM	100	39700.060.036
6X40MM	100	39700.060.040
6X45MM	100	39700.060.045
6X50MM	100	39700.060.050
6X60MM	100	39700.060.060
8X16MM	100	39700.080.016
8X20MM	100	39700.080.020
8X24MM	100	39700.080.024
8X30MM	100	39700.080.030
8X36MM	50	39700.080.036
8X40MM	50	39700.080.040
8X45MM	50	39700.080.045
8X50MM	50	39700.080.050
8X60MM	50	39700.080.060
8X70MM	50	39700.080.070

Grooved pin, full length taper grooved

Conische kerfpen / Goupille conique cannelée

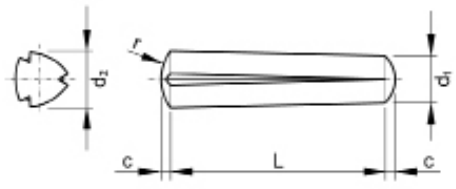

DIN **1471**
ISO 8744
NEN 2602



Technical Data

d_1	Tolerance	c ≈	d_2 ≈	r ≈	V
1.5	h9	0.2	1.6	1.5	1.6
2	h9	0.25	2.15	2	2.85
2.5	h9	0.3	2.65	2.5	4.25
3	h9	0.4	3.25	3	6.15
4	h11	0.5	4.25	4	10.6

d_1	Tolerance	c ≈	d_2 ≈	r ≈	V
5	h11	0.63	5.3	5	16.5
6	h11	0.8	6.3	6	22.8
8	h11	1	8.35	8	40.5
10	h11	1.2	10.4	10	63.2
12	h11	1.6	12.4	12	91

- V = minimum shear strength double shear in kN (valid for steel pins only).
- Diameter d2 is the diameter over the grooved edges (valid for steel pins only).
- The recommended tolerance class for the accommodating hole diameter d (nominal) is H11.
- The nominal length (L, tolerance class js15) does not include the rounded ends.

Examples of application

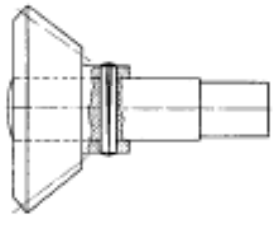

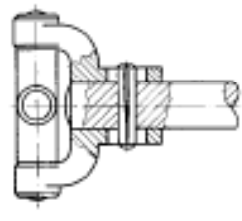

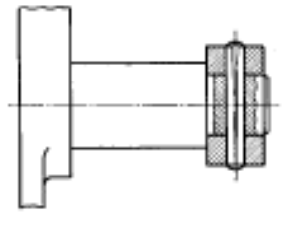

Article groups

Material	Code	Page
Free-cutting steel	39710	9-17
St.st. A1	51585	9-18
St.st. A5 (1.4571)	55585	9-18

39710 **Grooved pin, full length taper grooved / Conische kerfpen / Goupille conique cannelée** **L11F**

Material Free-cutting steel



d_1 x L	✉	Art.number	d_1 x L	✉	Art.number	d_1 x L	✉	Art.number
1,5X6MM*	250	39710.015.006				4X24MM	200	39710.040.024
1,5X8MM	200	39710.015.008	3X6MM	200	39710.030.006	4X26MM*	100	39710.040.026
1,5X10MM	200	39710.015.010	3X8MM	200	39710.030.008	4X28MM*	100	39710.040.028
1,5X16MM*	250	39710.015.016	3X10MM	200	39710.030.010	4X30MM	200	39710.040.030
			3X12MM	200	39710.030.012	4X32MM*	100	39710.040.032
2X5MM	200	39710.020.005	3X14MM*	250	39710.030.014	4X36MM	100	39710.040.036
2X6MM	200	39710.020.006	3X16MM	200	39710.030.016	4X40MM*	100	39710.040.040
2X8MM	200	39710.020.008	3X18MM*	250	39710.030.018	4X50MM*	100	39710.040.050
2X10MM	200	39710.020.010	3X20MM*	250	39710.030.020	4X60MM*	100	39710.040.060
2X12MM*	250	39710.020.012	3X24MM*	250	39710.030.024			
2X16MM	200	39710.020.016	3X26MM*	250	39710.030.026	5X8MM*	100	39710.050.008
2X20MM	200	39710.020.020	3X40MM*	100	39710.030.040	5X10MM*	100	39710.050.010
2X24MM	200	39710.020.024				5X12MM	200	39710.050.012
2X30MM*	250	39710.020.030	4X6MM*	100	39710.040.006	5X14MM*	100	39710.050.014
			4X8MM	200	39710.040.008	5X16MM	200	39710.050.016
2,5X6MM	200	39710.025.006	4X10MM	200	39710.040.010	5X18MM*	100	39710.050.018
2,5X8MM	200	39710.025.008	4X12MM	200	39710.040.012	5X20MM	100	39710.050.020
2,5X10MM	200	39710.025.010	4X14MM*	100	39710.040.014	5X24MM	100	39710.050.024
2,5X12MM	200	39710.025.012	4X16MM	200	39710.040.016	5X26MM*	100	39710.050.026
2,5X16MM	200	39710.025.016	4X18MM*	100	39710.040.018	5X30MM	100	39710.050.030
2,5X20MM	200	39710.025.020	4X20MM	200	39710.040.020	5X32MM*	100	39710.050.032
2,5X30MM*	250	39710.025.030	4X22MM*	100	39710.040.022	5X36MM*	100	39710.050.036

FABORY

39710 Grooved pin, full length taper grooved / Conische kerfpen / Goupille conique cannelée

d_1 x L	✉	Art.number	d_1 x L	✉	Art.number	d_1 x L	✉	Art.number
5X40MM	100	39710.050.040	6X60MM	100	39710.060.060	8X100MM*	25	39710.080.100
5X45MM*	100	39710.050.045	6X70MM*	100	39710.060.070			
5X50MM*	100	39710.050.050	6X80MM*	100	39710.060.080	10X20MM*	25	39710.100.020
5X60MM*	100	39710.050.060				10X30MM*	25	39710.100.030
			8X12MM*	100	39710.080.012	10X32MM*	25	39710.100.032
6X10MM	100	39710.060.010	8X16MM	100	39710.080.016	10X36MM*	25	39710.100.036
6X12MM	100	39710.060.012	8X20MM	100	39710.080.020	10X40MM*	25	39710.100.040
6X16MM	100	39710.060.016	8X24MM	100	39710.080.024	10X45MM*	25	39710.100.045
6X20MM	100	39710.060.020	8X26MM*	100	39710.080.026	10X50MM*	25	39710.100.050
6X22MM*	100	39710.060.022	8X28MM*	100	39710.080.028	10X60MM*	25	39710.100.060
6X24MM	100	39710.060.024	8X30MM	100	39710.080.030	10X70MM*	25	39710.100.070
6X26MM*	100	39710.060.026	8X32MM*	100	39710.080.032	10X80MM*	25	39710.100.080
6X28MM*	100	39710.060.028	8X36MM*	100	39710.080.036	10X90MM*	25	39710.100.090
6X30MM	100	39710.060.030	8X40MM	50	39710.080.040	10X100MM*	25	39710.100.100
6X32MM*	100	39710.060.032	8X45MM*	100	39710.080.045			
6X36MM*	100	39710.060.036	8X50MM	50	39710.080.050	12X26MM*	25	39710.120.026
6X40MM	100	39710.060.040	8X55MM*	100	39710.080.055	12X60MM*	25	39710.120.060
6X45MM	100	39710.060.045	8X60MM	50	39710.080.060	12X70MM*	25	39710.120.070
6X50MM	100	39710.060.050	8X70MM	50	39710.080.070	12X90MM*	25	39710.120.090
6X55MM*	100	39710.060.055	8X80MM*	100	39710.080.080	12X100MM*	25	39710.120.100

51585 Grooved pin, full length taper grooved / Conische kerfpen / Goupille conique cannelée R09A

Material Stainless steel A1



d_1 x L	✉	Art.number	d_1 x L	✉	Art.number	d_1 x L	✉	Art.number
1,5X6MM*	500	51585.015.006				5X40MM*	200	51585.050.040
			4X8MM*	200	51585.040.008	5X45MM*	200	51585.050.045
2X10MM*	500	51585.020.010	4X10MM*	200	51585.040.010	5X50MM*	200	51585.050.050
2X12MM*	500	51585.020.012	4X12MM*	200	51585.040.012			
2X14MM*	500	51585.020.014	4X16MM*	200	51585.040.016	6X10MM*	100	51585.060.010
2X16MM*	500	51585.020.016	4X18MM*	200	51585.040.018	6X12MM*	100	51585.060.012
2X18MM*	500	51585.020.018	4X20MM*	200	51585.040.020	6X16MM*	100	51585.060.016
2X20MM*	500	51585.020.020	4X25MM*	200	51585.040.025	6X20MM*	100	51585.060.020
			4X30MM*	200	51585.040.030	6X25MM*	100	51585.060.025
2,5X8MM*	500	51585.025.008	4X35MM*	200	51585.040.035	6X30MM*	100	51585.060.030
2,5X10MM*	500	51585.025.010	4X40MM*	200	51585.040.040	6X35MM*	100	51585.060.035
2,5X12MM*	500	51585.025.012				6X40MM*	100	51585.060.040
2,5X20MM*	500	51585.025.020	5X8MM*	200	51585.050.008	6X45MM*	100	51585.060.045
			5X10MM*	200	51585.050.010	6X50MM*	100	51585.060.050
3X5MM*	500	51585.030.005	5X12MM*	200	51585.050.012	6X60MM*	100	51585.060.060
3X6MM*	500	51585.030.006	5X16MM*	200	51585.050.016			
3X8MM*	500	51585.030.008	5X20MM*	200	51585.050.020	8X20MM*	50	51585.080.020
3X10MM*	500	51585.030.010	5X22MM*	200	51585.050.022	8X25MM*	50	51585.080.025
3X12MM*	500	51585.030.012	5X25MM*	200	51585.050.025	8X30MM*	50	51585.080.030
3X16MM*	500	51585.030.016	5X28MM*	200	51585.050.028	8X35MM*	50	51585.080.035
3X18MM*	500	51585.030.018	5X30MM*	200	51585.050.030	8X40MM*	50	51585.080.040
3X20MM*	500	51585.030.020	5X32MM*	200	51585.050.032	8X45MM*	50	51585.080.045
3X25MM*	500	51585.030.025	5X35MM*	200	51585.050.035	8X50MM*	50	51585.080.050
3X30MM*	500	51585.030.030	5X36MM*	200	51585.050.036	8X60MM*	50	51585.080.060

55585 Grooved pin, full length taper grooved / Conische kerfpen / Goupille conique cannelée R59A

Material Stainless steel A5 (1.4571)



d_1 x L	✉	Art.number	d_1 x L	✉	Art.number	d_1 x L	✉	Art.number
10X40MM*	50	55585.100.040	10X70MM*	50	55585.100.070	12X70MM*	50	55585.120.070
10X50MM*	50	55585.100.050				12X100MM*	50	55585.120.100
10X60MM*	50	55585.100.060	12X30MM*	50	55585.120.030	12X120MM*	50	55585.120.120

9

Grooved pin, half length taper grooved

Doorsteek kerfpen / Goupille d'ajustage cannelée

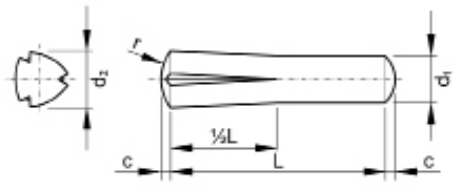

DIN	**1472**
ISO	8745
NEN	2603



Technical Data

d_1	Tolerance	c ≈	d_2 ≈	r ≈	V	d_1	Tolerance	c ≈	d_2 ≈	r ≈	V
1.5	h9	0.2	1.6	1.5	1.6	**5**	h11	0.6	5.3	5	16.5
2	h9	0.25	2.15	2	2.85	**6**	h11	0.8	6.3	6	22.8
2.5	h9	0.3	2.65	2.5	4.25	**8**	h11	1	8.35	8	40.5
3	h9	0.4	3.25	3	6.15	**10**	h11	1.2	10.4	10	63.2
4	h11	0.5	4.25	4	10.6	**12**	h11	1.6	12.4	12	91

- V = minimum shear strength double shear in kN (valid for steel pins only).
- Diameter d2 is the diameter over the grooved edges (valid for steel pins only).
- The recommended tolerance class for the accommodating hole diameter d (nominal) is H11.
- The nominal length (L, tolerance class js15) does not include the rounded ends.

Examples of application

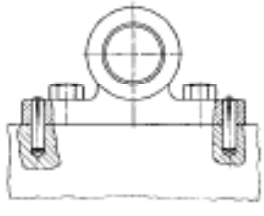

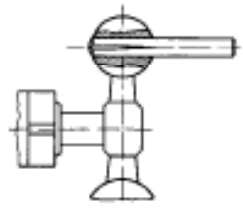

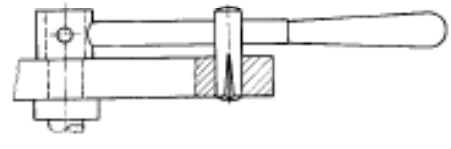

Article groups

Material	Code	Page
Free-cutting steel	39720	9-19
St.st. A1	51586	9-20

9

39720 **Grooved pin, half length taper grooved / Doorsteek kerfpen / Goupille d'ajustage cannelée** **L11F**

Material Free-cutting steel



d_1 x L	✉	Art.number	d_1 x L	✉	Art.number	d_1 x L	✉	Art.number
1,5X4MM	200	39720.015.004	3X6MM*	200	39720.030.006	4X22MM*	100	39720.040.022
1,5X6MM	200	39720.015.006	3X8MM	200	39720.030.008	4X24MM	200	39720.040.024
1,5X8MM	200	39720.015.008	3X10MM	200	39720.030.010	4X26MM*	100	39720.040.026
1,5X10MM*	250	39720.015.010	3X12MM	200	39720.030.012	4X28MM	200	39720.040.028
1,5X12MM	200	39720.015.012	3X14MM*	250	39720.030.014	4X30MM	200	39720.040.030
1,5X16MM*	250	39720.015.016	3X16MM	200	39720.030.016	4X32MM*	100	39720.040.032
			3X18MM*	250	39720.030.018	4X36MM*	100	39720.040.036
2X6MM	200	39720.020.006	3X20MM	200	39720.030.020	4X40MM*	100	39720.040.040
2X8MM	200	39720.020.008	3X22MM*	250	39720.030.022	4X50MM*	100	39720.040.050
2X10MM	200	39720.020.010	3X24MM	200	39720.030.024	4X60MM*	100	39720.040.060
2X12MM	200	39720.020.012	3X26MM*	250	39720.030.026			
2X14MM*	250	39720.020.014	3X28MM*	100	39720.030.028	5X8MM	200	39720.050.008
2X16MM*	250	39720.020.016	3X30MM	200	39720.030.030	5X10MM	200	39720.050.010
2X20MM	200	39720.020.020	3X32MM*	100	39720.030.032	5X12MM	200	39720.050.012
2X30MM*	250	39720.020.030	3X40MM*	100	39720.030.040	5X14MM*	100	39720.050.014
						5X16MM	200	39720.050.016
2,5X6MM*	200	39720.025.006	4X6MM*	100	39720.040.006	5X18MM*	100	39720.050.018
2,5X8MM*	250	39720.025.008	4X8MM	200	39720.040.008	5X20MM	100	39720.050.020
2,5X10MM	200	39720.025.010	4X10MM	200	39720.040.010	5X22MM*	100	39720.050.022
2,5X12MM	200	39720.025.012	4X12MM	200	39720.040.012	5X24MM	100	39720.050.024
2,5X16MM	200	39720.025.016	4X14MM*	100	39720.040.014	5X26MM*	100	39720.050.026
2,5X18MM*	250	39720.025.018	4X16MM	200	39720.040.016	5X28MM*	100	39720.050.028
2,5X20MM	250	39720.025.020	4X18MM*	100	39720.040.018	5X30MM	100	39720.050.030
			4X20MM	200	39720.040.020	5X32MM*	100	39720.050.032

FABORY

39720 Grooved pin, half length taper grooved / Doorsteek kerfpen / Goupille d'ajustage cannelée

d_1 x L	✉	Art.number	d_1 x L	✉	Art.number	d_1 x L	✉	Art.number
5X36MM*	100	39720.050.036	8X12MM	100	39720.080.012	10X26MM*	25	39720.100.026
5X40MM	100	39720.050.040	8X14MM*	100	39720.080.014	10X30MM	25	39720.100.030
5X50MM*	100	39720.050.050	8X16MM	100	39720.080.016	10X32MM*	25	39720.100.032
5X60MM*	100	39720.050.060	8X18MM*	100	39720.080.018	10X36MM*	25	39720.100.036
			8X20MM	100	39720.080.020	10X40MM*	25	39720.100.040
6X10MM	100	39720.060.010	8X22MM*	100	39720.080.022	10X45MM*	25	39720.100.045
6X12MM*	100	39720.060.012	8X24MM	100	39720.080.024	10X50MM*	25	39720.100.050
6X14MM*	100	39720.060.014	8X26MM*	100	39720.080.026	10X55MM*	25	39720.100.055
6X16MM	100	39720.060.016	8X28MM*	100	39720.080.028	10X60MM*	25	39720.100.060
6X18MM*	100	39720.060.018	8X30MM*	100	39720.080.030	10X70MM*	25	39720.100.070
6X20MM	100	39720.060.020	8X32MM*	100	39720.080.032	10X80MM*	25	39720.100.080
6X22MM*	100	39720.060.022	8X36MM	50	39720.080.036	10X90MM*	25	39720.100.090
6X24MM	100	39720.060.024	8X40MM	50	39720.080.040			
6X26MM*	100	39720.060.026	8X45MM	50	39720.080.045	12X20MM*	25	39720.120.020
6X28MM*	100	39720.060.028	8X50MM	50	39720.080.050	12X30MM*	25	39720.120.030
6X30MM	100	39720.060.030	8X55MM*	100	39720.080.055	12X32MM*	25	39720.120.032
6X32MM*	100	39720.060.032	8X60MM	50	39720.080.060	12X36MM*	25	39720.120.036
6X36MM	100	39720.060.036	8X70MM	50	39720.080.070	12X40MM*	25	39720.120.040
6X40MM	100	39720.060.040	8X80MM*	100	39720.080.080	12X45MM*	25	39720.120.045
6X45MM*	100	39720.060.045	8X100MM*	25	39720.080.100	12X50MM*	25	39720.120.050
6X50MM	100	39720.060.050				12X55MM*	25	39720.120.055
6X60MM	100	39720.060.060	10X16MM*	25	39720.100.016	12X60MM*	25	39720.120.060
6X80MM*	100	39720.060.080	10X20MM*	25	39720.100.020	12X70MM*	25	39720.120.070
			10X24MM*	25	39720.100.024	12X80MM*	25	39720.120.080

51586 Grooved pin, half length taper grooved / Doorsteek kerfpen / Goupille d'ajustage cannelée R09A

Material Stainless steel A1



d_1 x L	✉	Art.number	d_1 x L	✉	Art.number	d_1 x L	✉	Art.number
1,5X6MM*	500	51586.015.006	3X28MM*	500	51586.030.028	6X12MM*	100	51586.060.012
			3X30MM*	500	51586.030.030	6X14MM*	100	51586.060.014
2X5MM*	500	51586.020.005				6X16MM*	100	51586.060.016
2X6MM*	500	51586.020.006	4X8MM*	200	51586.040.008	6X18MM*	100	51586.060.018
2X8MM*	500	51586.020.008	4X10MM*	200	51586.040.010	6X20MM*	100	51586.060.020
2X10MM*	500	51586.020.010	4X12MM*	200	51586.040.012	6X24MM*	100	51586.060.024
2X12MM*	500	51586.020.012	4X14MM*	200	51586.040.014	6X25MM*	100	51586.060.025
2X16MM*	500	51586.020.016	4X16MM*	200	51586.040.016	6X28MM*	100	51586.060.028
2X20MM*	500	51586.020.020	4X18MM*	200	51586.040.018	6X30MM*	100	51586.060.030
2X25MM*	500	51586.020.025	4X20MM*	200	51586.040.020	6X32MM*	100	51586.060.032
			4X22MM*	200	51586.040.022	6X35MM*	100	51586.060.035
2,5X6MM*	500	51586.025.006	4X25MM*	200	51586.040.025	6X36MM*	100	51586.060.036
2,5X8MM*	500	51586.025.008	4X30MM*	200	51586.040.030	6X40MM*	100	51586.060.040
2,5X10MM*	500	51586.025.010	4X35MM*	200	51586.040.035	6X50MM*	100	51586.060.050
2,5X12MM*	500	51586.025.012	4X40MM*	200	51586.040.040	6X65MM*	100	51586.060.065
2,5X14MM*	500	51586.025.014	4X50MM*	200	51586.040.050			
2,5X16MM*	500	51586.025.016				8X12MM*	50	51586.080.012
2,5X18MM*	500	51586.025.018	5X10MM*	200	51586.050.010	8X16MM*	50	51586.080.016
			5X12MM*	200	51586.050.012	8X18MM*	50	51586.080.018
3X5MM*	500	51586.030.005	5X14MM*	200	51586.050.014	8X20MM*	50	51586.080.020
3X6MM*	500	51586.030.006	5X16MM*	200	51586.050.016	8X25MM*	50	51586.080.025
3X8MM*	500	51586.030.008	5X18MM*	200	51586.050.018	8X30MM*	50	51586.080.030
3X10MM*	500	51586.030.010	5X20MM*	200	51586.050.020	8X35MM*	50	51586.080.035
3X12MM*	500	51586.030.012	5X25MM*	200	51586.050.025	8X40MM*	50	51586.080.040
3X14MM*	500	51586.030.014	5X35MM*	200	51586.050.035	8X50MM*	50	51586.080.050
3X16MM*	500	51586.030.016	5X40MM*	200	51586.050.040	8X60MM*	50	51586.080.060
3X18MM*	500	51586.030.018	5X45MM*	200	51586.050.045	8X70MM*	50	51586.080.070
3X20MM*	500	51586.030.020	5X50MM*	200	51586.050.050			
3X22MM*	500	51586.030.022				10X50MM*	100	51586.100.050
3X25MM*	500	51586.030.025	6X10MM*	100	51586.060.010			

9

Grooved pin, full length parallel with chamfer

Cilindrische kerfpen / Goupille cylindrique cannelée

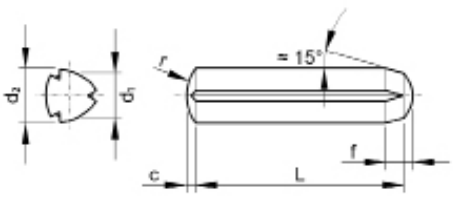

DIN	**1473**
ISO	8740
NEN	2604



Technical Data

d_1	Tolerance	c ≈	d_2 ≈	f ≈	r ≈	V
1	h9	0.12	1.05	0.57	1	0.7
1.5	h9	0.2	1.6	0.8	1.5	1.6
2	h9	0.25	2.15	0.9	2	2.85
2.5	h9	0.3	2.65	1.2	2.5	4.25
3	h9	0.4	3.20	1.3	3	6.15
4	h11	0.4	4.25	1.8	4	10.6

d_1	Tolerance	c ≈	d_2 ≈	f ≈	r ≈	V
5	h11	0.6	5.25	2	5	16.5
6	h11	0.8	6.3	2.5	6	22.8
8	h11	1	8.3	2.8	8	40.5
10	h11	1.2	10.35	3.5	10	63.2
12	h11	1.6	12.35	3.7	12	91

- V = minimum shear strength double shear in kN (valid for steel pins only).
- Diameter d□ is the diameter over the grooved edges (valid for steel pins only).
- The recommended tolerance class for the accommodating hole diameter d1 (nominal) is H11.
- The nominal length (L, tolerance class js15) does not include the rounded ends.

Examples of application

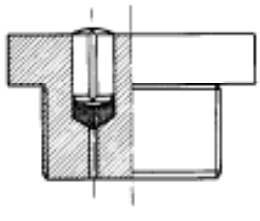

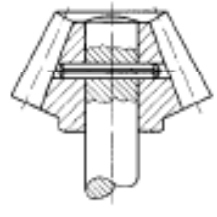

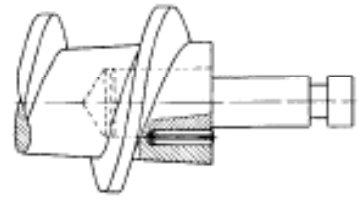

Article groups

Material	Code	Page
Free-cutting steel	39730	9-21
St.st. A1	51582	9-22

9

39730 **Grooved pin, full length parallel with chamfer / Cilindrische kerfpen / Goupille cylindrique cannelée** **L11F**

Material Free-cutting steel



d_1 x L	✉	Art.number
1,5X5MM	200	39730.015.005
1,5X6MM	200	39730.015.006
1,5X8MM	200	39730.015.008
1,5X10MM	200	39730.015.010
1,5X12MM	200	39730.015.012
1,5X16MM	200	39730.015.016
1,5X20MM*	250	39730.015.020
2X4MM*	250	39730.020.004
2X6MM	200	39730.020.006
2X8MM	200	39730.020.008
2X10MM	200	39730.020.010
2X12MM	200	39730.020.012
2X14MM*	250	39730.020.014
2X16MM	200	39730.020.016
2X18MM*	250	39730.020.018
2X20MM	200	39730.020.020
2X24MM	200	39730.020.024
2X30MM	200	39730.020.030
2,5X6MM*	250	39730.025.006
2,5X8MM*	250	39730.025.008

d_1 x L	✉	Art.number
2,5X10MM*	250	39730.025.010
2,5X12MM	200	39730.025.012
2,5X14MM*	250	39730.025.014
2,5X16MM*	250	39730.025.016
2,5X20MM	200	39730.025.020
2,5X24MM	200	39730.025.024
2,5X30MM*	250	39730.025.030
3X6MM	200	39730.030.006
3X8MM	200	39730.030.008
3X10MM	200	39730.030.010
3X12MM	200	39730.030.012
3X14MM*	250	39730.030.014
3X16MM	200	39730.030.016
3X18MM	250	39730.030.018
3X20MM	200	39730.030.020
3X22MM*	250	39730.030.022
3X24MM	200	39730.030.024
3X26MM*	250	39730.030.026
3X28MM*	100	39730.030.028
3X30MM	200	39730.030.030
3X32MM*	100	39730.030.032

d_1 x L	✉	Art.number
3X36MM*	100	39730.030.036
3X40MM*	100	39730.030.040
4X6MM*	100	39730.040.006
4X8MM	200	39730.040.008
4X10MM	200	39730.040.010
4X12MM*	100	39730.040.012
4X14MM*	100	39730.040.014
4X16MM	200	39730.040.016
4X18MM*	100	39730.040.018
4X20MM	200	39730.040.020
4X22MM*	100	39730.040.022
4X24MM	200	39730.040.024
4X26MM*	100	39730.040.026
4X28MM*	100	39730.040.028
4X30MM	200	39730.040.030
4X32MM*	100	39730.040.032
4X36MM*	100	39730.040.036
4X40MM	100	39730.040.040
4X45MM*	100	39730.040.045
4X50MM*	100	39730.040.050
4X60MM*	100	39730.040.060

FABORY

39730 Grooved pin, full length parallel with chamfer / Cilindrische kerfpen / Goupille cylindrique cannelée ←

d_1 x L	✉	Art.number	d_1 x L	✉	Art.number	d_1 x L	✉	Art.number
			6X36MM	100	39730.060.036	10X24MM	25	39730.100.024
5X8MM	200	39730.050.008	6X40MM	100	39730.060.040	10X26MM*	25	39730.100.026
5X10MM	200	39730.050.010	6X45MM	100	39730.060.045	10X30MM*	25	39730.100.030
5X12MM*	100	39730.050.012	6X50MM	100	39730.060.050	10X32MM*	25	39730.100.032
5X14MM*	100	39730.050.014	6X55MM*	100	39730.060.055	10X36MM*	25	39730.100.036
5X16MM	200	39730.050.016	6X60MM	100	39730.060.060	10X40MM*	25	39730.100.040
5X18MM*	100	39730.050.018	6X65MM*	100	39730.060.065	10X45MM*	25	39730.100.045
5X20MM	100	39730.050.020	6X70MM*	100	39730.060.070	10X50MM*	25	39730.100.050
5X22MM*	100	39730.050.022	6X80MM*	100	39730.060.080	10X60MM*	25	39730.100.060
5X24MM	100	39730.050.024				10X65MM*	25	39730.100.065
5X26MM*	100	39730.050.026	8X12MM	100	39730.080.012	10X70MM*	25	39730.100.070
5X28MM*	100	39730.050.028	8X14MM*	100	39730.080.014	10X80MM*	25	39730.100.080
5X30MM	100	39730.050.030	8X16MM	100	39730.080.016	10X90MM*	25	39730.100.090
5X32MM*	100	39730.050.032	8X20MM	100	39730.080.020	10X100MM*	25	39730.100.100
5X36MM	100	39730.050.036	8X22MM*	100	39730.080.022	10X120MM*	25	39730.100.120
5X40MM	100	39730.050.040	8X24MM	100	39730.080.024			
5X45MM*	100	39730.050.045	8X26MM*	100	39730.080.026	12X20MM*	25	39730.120.020
5X50MM*	100	39730.050.050	8X28MM*	100	39730.080.028	12X24MM*	25	39730.120.024
5X55MM*	100	39730.050.055	8X30MM	100	39730.080.030	12X26MM*	25	39730.120.026
5X60MM*	100	39730.050.060	8X32MM*	100	39730.080.032	12X28MM*	25	39730.120.028
			8X36MM*	100	39730.080.036	12X30MM*	25	39730.120.030
6X10MM	100	39730.060.010	8X40MM	50	39730.080.040	12X32MM*	25	39730.120.032
6X12MM	100	39730.060.012	8X45MM	50	39730.080.045	12X36MM*	25	39730.120.036
6X14MM*	100	39730.060.014	8X50MM	50	39730.080.050	12X40MM	25	39730.120.040
6X16MM*	100	39730.060.016	8X55MM*	100	39730.080.055	12X45MM*	25	39730.120.045
6X18MM*	100	39730.060.018	8X60MM	50	39730.080.060	12X50MM*	25	39730.120.050
6X20MM	100	39730.060.020	8X70MM*	100	39730.080.070	12X55MM*	25	39730.120.055
6X22MM*	100	39730.060.022	8X80MM*	100	39730.080.080	12X60MM*	25	39730.120.060
6X24MM	100	39730.060.024	8X90MM*	25	39730.080.090	12X70MM*	25	39730.120.070
6X26MM*	100	39730.060.026	8X100MM*	25	39730.080.100	12X80MM*	25	39730.120.080
6X28MM*	100	39730.060.028				12X90MM*	25	39730.120.090
6X30MM	100	39730.060.030	10X16MM*	25	39730.100.016	12X100MM*	25	39730.120.100
6X32MM*	100	39730.060.032	10X20MM*	25	39730.100.020	12X120MM*	25	39730.120.120

51582 Grooved pin, full length parallel with chamfer / Cilindrische kerfpen / Goupille cylindrique cannelée R09A

Material Stainless steel A1



RoHS

9

d_1 x L	✉	Art.number	d_1 x L	✉	Art.number	d_1 x L	✉	Art.number
1X6MM*	500	51582.010.006				6X35MM*	100	51582.060.035
			4X8MM*	200	51582.040.008	6X36MM*	100	51582.060.036
1,5X5MM*	500	51582.015.005	4X10MM*	200	51582.040.010	6X40MM*	100	51582.060.040
1,5X8MM*	500	51582.015.008	4X12MM*	200	51582.040.012	6X45MM*	100	51582.060.045
			4X16MM*	200	51582.040.016	6X50MM*	100	51582.060.050
2X4MM*	500	51582.020.004	4X18MM*	200	51582.040.018	6X60MM*	100	51582.060.060
2X5MM*	500	51582.020.005	4X20MM*	200	51582.040.020	6X70MM*	100	51582.060.070
2X6MM*	500	51582.020.006	4X22MM*	200	51582.040.022	6X80MM*	100	51582.060.080
2X8MM*	500	51582.020.008	4X25MM*	200	51582.040.025			
2X10MM*	500	51582.020.010	4X28MM*	200	51582.040.028	8X12MM*	50	51582.080.012
2X12MM	500	51582.020.012	4X30MM*	200	51582.040.030	8X16MM*	50	51582.080.016
2X14MM*	500	51582.020.014	4X35MM*	200	51582.040.035	8X20MM*	50	51582.080.020
2X16MM*	500	51582.020.016	4X40MM*	200	51582.040.040	8X25MM*	50	51582.080.025
2X20MM*	500	51582.020.020	4X50MM*	200	51582.040.050	8X30MM*	50	51582.080.030
2X30MM*	500	51582.020.030	4X60MM*	200	51582.040.060	8X35MM*	50	51582.080.035
						8X40MM*	50	51582.080.040
2,5X8MM*	500	51582.025.008	5X10MM*	200	51582.050.010	8X45MM*	50	51582.080.045
2,5X10MM*	500	51582.025.010	5X12MM*	200	51582.050.012	8X50MM*	50	51582.080.050
2,5X12MM*	500	51582.025.012	5X16MM*	200	51582.050.016	8X55MM*	50	51582.080.055
2,5X14MM*	500	51582.025.014	5X18MM*	200	51582.050.018	8X70MM*	50	51582.080.070
2,5X16MM*	500	51582.025.016	5X20MM*	200	51582.050.020	8X80MM*	50	51582.080.080
2,5X20MM*	500	51582.025.020	5X25MM*	200	51582.050.025			
2,5X24MM*	500	51582.025.024	5X28MM*	200	51582.050.028	10X16MM*	25	51582.100.016
			5X30MM*	200	51582.050.030	10X20MM*	25	51582.100.020
3X6MM*	500	51582.030.006	5X35MM*	200	51582.050.035	10X25MM*	25	51582.100.025
3X8MM*	500	51582.030.008	5X36MM*	200	51582.050.036	10X30MM*	25	51582.100.030
3X10MM	500	51582.030.010	5X40MM*	200	51582.050.040	10X35MM*	100	51582.100.035
3X12MM*	500	51582.030.012	5X50MM*	200	51582.050.050	10X40MM*	25	51582.100.040
3X14MM*	500	51582.030.014	5X60MM*	200	51582.050.060	10X45MM*	25	51582.100.045
3X16MM	500	51582.030.016				10X50MM*	25	51582.100.050
3X18MM	500	51582.030.018	6X10MM*	100	51582.060.010	10X55MM*	25	51582.100.055
3X20MM*	500	51582.030.020	6X12MM*	100	51582.060.012	10X60MM*	25	51582.100.060
3X24MM*	500	51582.030.024	6X16MM*	100	51582.060.016	10X70MM*	25	51582.100.070
3X25MM*	500	51582.030.025	6X18MM*	100	51582.060.018			
3X30MM*	500	51582.030.030	6X20MM	100	51582.060.020	12X24MM*	25	51582.120.024
3X35MM*	500	51582.030.035	6X25MM	100	51582.060.025	12X60MM*	25	51582.120.060
3X40MM*	500	51582.030.040	6X30MM*	100	51582.060.030			

Grooved pin, half length reverse

Insteekkerfpen / Goupille cannelée embrochable

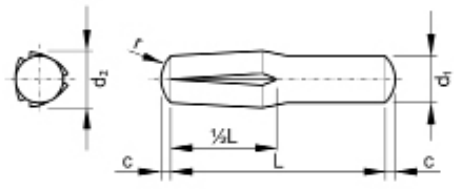

DIN **1474**
ISO 8741
NEN 2605



Technical Data

d_1	Tolerance	c ≈	d_2 ≈	r ≈	V
1.5	h9	0.2	1.6	1.5	1.6
2	h9	0.25	2.15	2	2.85
2.5	h9	0.3	2.65	2.5	4.25
3	h9	0.4	3.25	3	6.15
4	h11	0.5	4.25	4	10.6

d_1	Tolerance	c ≈	d_2 ≈	r ≈	V
5	h11	0.63	5.3	5	16.5
6	h11	0.8	6.3	6	22.8
8	h11	1	8.35	8	40.5
10	h11	1.2	10.4	10	63.2
12	h11	1.6	12.4	12	91

- V = minimum shear strength double shear in kN (valid for steel pins only).
- Diameter d□ is the diameter over the grooved edges (valid for steel pins only).
- The recommended tolerance class for the accommodating hole diameter d2 (nominal) is H11.
- The nominal length (L, tolerance class js15) does not include the rounded ends.

Examples of application

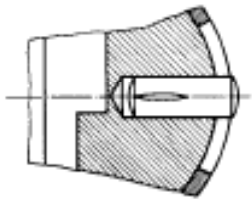

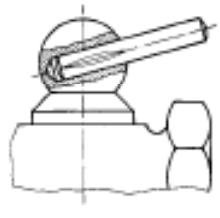

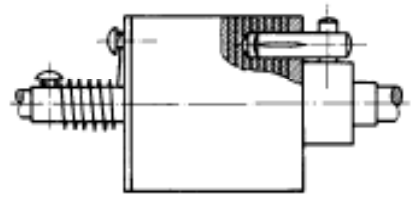

Article groups

Material	Code	Page
Free-cutting steel	39740	9-23
St.st. A1	51583	9-24

9

39740 **Grooved pin, half length reverse / Insteekkerfpen / Goupille cannelée embrochable** **L11F**

Material Free-cutting steel



d_1 x L	✉	Art.number	d_1 x L	✉	Art.number	d_1 x L	✉	Art.number
1,5X5MM	200	39740.015.005	3X24MM	200	39740.030.024	6X12MM	100	39740.060.012
1,5X6MM	200	39740.015.006	3X30MM	200	39740.030.030	6X14MM*	100	39740.060.014
1,5X10MM	200	39740.015.010				6X16MM	100	39740.060.016
1,5X12MM	200	39740.015.012	4X8MM	200	39740.040.008	6X20MM	100	39740.060.020
			4X10MM	200	39740.040.010	6X22MM*	100	39740.060.022
2X5MM	200	39740.020.005	4X12MM	200	39740.040.012	6X24MM	100	39740.060.024
2X6MM	200	39740.020.006	4X16MM	200	39740.040.016	6X26MM*	100	39740.060.026
2X8MM	200	39740.020.008	4X18MM*	100	39740.040.018	6X28MM*	100	39740.060.028
2X10MM	200	39740.020.010	4X20MM	200	39740.040.020	6X30MM	100	39740.060.030
2X12MM	200	39740.020.012	4X24MM	200	39740.040.024	6X32MM*	100	39740.060.032
2X16MM	200	39740.020.016	4X30MM	200	39740.040.030	6X40MM	100	39740.060.040
2X20MM*	250	39740.020.020	4X40MM*	100	39740.040.040	6X45MM	100	39740.060.045
						6X50MM	100	39740.060.050
2,5X6MM	200	39740.025.006	5X10MM	200	39740.050.010	6X60MM	100	39740.060.060
2,5X10MM	200	39740.025.010	5X12MM	200	39740.050.012	6X70MM*	100	39740.060.070
2,5X12MM	200	39740.025.012	5X14MM*	100	39740.050.014			
2,5X16MM	200	39740.025.016	5X16MM	200	39740.050.016	8X12MM	100	39740.080.012
			5X20MM	100	39740.050.020	8X16MM	100	39740.080.016
3X6MM	200	39740.030.006	5X24MM	100	39740.050.024	8X20MM	100	39740.080.020
3X8MM	200	39740.030.008	5X28MM*	100	39740.050.028	8X24MM*	100	39740.080.024
3X10MM	200	39740.030.010	5X30MM	100	39740.050.030	8X26MM*	100	39740.080.026
3X12MM	200	39740.030.012	5X36MM	100	39740.050.036	8X30MM	100	39740.080.030
3X16MM	200	39740.030.016	5X40MM*	100	39740.050.040	8X32MM*	100	39740.080.032
3X20MM	200	39740.030.020				8X36MM	50	39740.080.036

FABORY

39740 **Grooved pin, half length reverse / Insteekkerfpen / Goupille cannelée embrochable** ←

d_1 x L	✉	Art.number	d_1 x L	✉	Art.number	d_1 x L	✉	Art.number
8X40MM	50	39740.080.040	10X24MM*	25	39740.100.024			
8X45MM	50	39740.080.045	10X25MM*	25	39740.100.025	12X32MM*	25	39740.120.032
8X50MM	50	39740.080.050	10X30MM*	25	39740.100.030	12X40MM*	25	39740.120.040
8X60MM	50	39740.080.060	10X36MM*	25	39740.100.036	12X50MM*	25	39740.120.050
8X70MM	50	39740.080.070	10X40MM	25	39740.100.040	12X55MM*	25	39740.120.055
			10X45MM*	25	39740.100.045			
10X20MM*	25	39740.100.020	10X60MM	25	39740.100.060			

51583 **Grooved pin, half length reverse / Insteekkerfpen / Goupille cannelée embrochable** **R09A**

Material Stainless steel A1



d_1 x L	✉	Art.number	d_1 x L	✉	Art.number	d_1 x L	✉	Art.number
1,5X4MM*	500	51583.015.004	3X16MM*	500	51583.030.016	5X20MM*	200	51583.050.020
			3X20MM*	500	51583.030.020	5X25MM*	200	51583.050.025
2X6MM*	500	51583.020.006	3X24MM*	500	51583.030.024	5X35MM*	200	51583.050.035
2X8MM*	500	51583.020.008	3X28MM*	500	51583.030.028			
2X10MM*	500	51583.020.010				6X16MM*	100	51583.060.016
2X12MM*	500	51583.020.012	4X8MM*	200	51583.040.008	6X20MM*	100	51583.060.020
2X16MM*	500	51583.020.016	4X10MM*	200	51583.040.010	6X30MM*	100	51583.060.030
			4X12MM*	200	51583.040.012	6X36MM*	100	51583.060.036
2,5X6MM*	500	51583.025.006	4X14MM*	200	51583.040.014	6X40MM*	100	51583.060.040
2,5X8MM*	500	51583.025.008	4X16MM*	200	51583.040.016			
2,5X10MM*	500	51583.025.010	4X20MM*	200	51583.040.020	8X16MM*	500	51583.080.016
2,5X12MM*	500	51583.025.012	4X25MM*	200	51583.040.025	8X20MM*	100	51583.080.020
2,5X14MM*	500	51583.025.014	4X36MM*	200	51583.040.036	8X26MM*	50	51583.080.026
2,5X16MM*	500	51583.025.016	4X40MM*	200	51583.040.040	8X36MM*	50	51583.080.036
						8X40MM*	100	51583.080.040
3X6MM*	500	51583.030.006	5X10MM*	200	51583.050.010			
3X8MM*	500	51583.030.008	5X12MM*	200	51583.050.012	10X26MM*	25	51583.100.026
3X10MM*	500	51583.030.010	5X16MM*	200	51583.050.016	10X36MM*	25	51583.100.036
3X12MM*	500	51583.030.012	5X18MM*	200	51583.050.018	10X40MM*	25	51583.100.040

Grooved pin, one-third length center grooved

Gaffelkerfpen / Goupille cannelée bombée

9

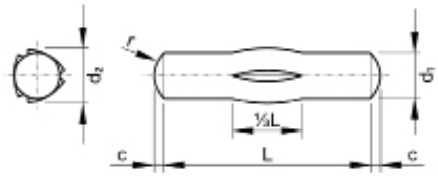

DIN **1475**
ISO 8742
NEN 2606



Technical Data

d_1	Tolerance	c ≈	d_2 ≈	r ≈	V	d_1	Tolerance	c ≈	d_2 ≈	r ≈	V
1.5	h9	0.2	1.6	1.5	1.6	**5**	h11	0.6	5.3	5	16.5
2	h9	0.25	2.15	2	2.85	**6**	h11	0.8	6.3	6	22.8
2.5	h9	0.3	2.65	2.5	4.25	**8**	h11	1	8.35	8	40.5
3	h9	0.4	3.25	3	6.15	**10**	h11	1.2	10.4	10	63.2
4	h11	0.5	4.25	4	10.6	**12**	h11	1.6	12.4	12	91

- V = minimum shear strength double shear in kN (valid for steel pins only).
- Diameter d□ is the diameter over the grooved edges (valid for steel pins only).
- The recommended tolerance class for the accommodating hole diameter d1 (nominal) is H11.
- The nominal length (L, tolerance class js15) does not include the rounded ends.

Examples of application

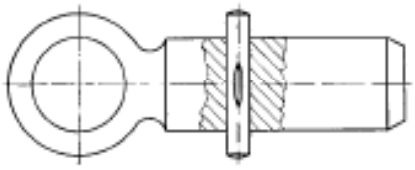

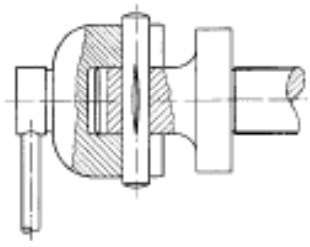

Article groups

Material	Code	Page
Free-cutting steel	39750	9-25
St.st. A1	51587	9-25

39750 Grooved pin, one-third length center grooved / Gaffelkerfpen / Goupille cannelée bombée — L11F

Material Free-cutting steel



d_1 x L	✉	Art.number	d_1 x L	✉	Art.number	d_1 x L	✉	Art.number
1,5X8MM	200	39750.015.008	4X16MM	200	39750.040.016	6X36MM	100	39750.060.036
1,5X10MM	200	39750.015.010	4X18MM*	100	39750.040.018	6X40MM	100	39750.060.040
1,5X16MM	200	39750.015.016	4X20MM	200	39750.040.020	6X45MM	100	39750.060.045
			4X22MM*	100	39750.040.022	6X50MM	100	39750.060.050
2X6MM	200	39750.020.006	4X24MM	200	39750.040.024	6X60MM	100	39750.060.060
2X10MM	200	39750.020.010	4X26MM*	100	39750.040.026	6X70MM*	100	39750.060.070
2X12MM	200	39750.020.012	4X28MM*	100	39750.040.028			
2X16MM	200	39750.020.016	4X30MM	200	39750.040.030	8X16MM*	100	39750.080.016
2X20MM	200	39750.020.020	4X32MM*	100	39750.040.032	8X20MM	100	39750.080.020
2X24MM	200	39750.020.024	4X36MM	100	39750.040.036	8X24MM*	100	39750.080.024
			4X40MM	100	39750.040.040	8X30MM	100	39750.080.030
2,5X8MM	200	39750.025.008	4X50MM*	100	39750.040.050	8X32MM*	100	39750.080.032
2,5X10MM	200	39750.025.010	4X60MM*	100	39750.040.060	8X36MM	50	39750.080.036
2,5X12MM	200	39750.025.012				8X40MM	50	39750.080.040
2,5X16MM	200	39750.025.016	5X12MM*	100	39750.050.012	8X45MM	50	39750.080.045
2,5X20MM	200	39750.025.020	5X16MM	200	39750.050.016	8X50MM	50	39750.080.050
2,5X24MM	200	39750.025.024	5X20MM	100	39750.050.020	8X55MM*	100	39750.080.055
2,5X30MM	200	39750.025.030	5X22MM*	100	39750.050.022	8X60MM	50	39750.080.060
			5X24MM	100	39750.050.024	8X80MM*	100	39750.080.080
3X6MM	200	39750.030.006	5X30MM	100	39750.050.030	8X100MM*	25	39750.080.100
3X8MM	200	39750.030.008	5X36MM	100	39750.050.036			
3X10MM	200	39750.030.010	5X40MM	100	39750.050.040	10X36MM*	25	39750.100.036
3X12MM	200	39750.030.012	5X50MM*	100	39750.050.050	10X45MM*	25	39750.100.045
3X14MM*	250	39750.030.014	5X60MM*	100	39750.050.060	10X50MM*	25	39750.100.050
3X16MM*	200	39750.030.016				10X55MM*	25	39750.100.055
3X20MM	200	39750.030.020	6X10MM*	100	39750.060.010	10X60MM*	25	39750.100.060
3X24MM	200	39750.030.024	6X12MM	100	39750.060.012	10X70MM*	25	39750.100.070
3X28MM*	100	39750.030.028	6X16MM	100	39750.060.016	10X80MM*	25	39750.100.080
3X30MM	200	39750.030.030	6X20MM	100	39750.060.020			
3X40MM*	100	39750.030.040	6X24MM*	100	39750.060.024	12X40MM*	25	39750.120.040
			6X26MM*	100	39750.060.026	12X45MM*	25	39750.120.045
4X10MM*	100	39750.040.010	6X28MM*	100	39750.060.028	12X60MM*	25	39750.120.060
4X12MM	200	39750.040.012	6X30MM	100	39750.060.030	12X100MM*	25	39750.120.100
4X14MM*	100	39750.040.014	6X32MM*	100	39750.060.032			

51587 Grooved pin, one-third length center grooved / Gaffelkerfpen / Goupille cannelée bombée — R09A

Material Stainless steel A1



d_1 x L	✉	Art.number	d_1 x L	✉	Art.number	d_1 x L	✉	Art.number
2X10MM*	500	51587.020.010	2,5X12MM*	500	51587.025.012	3X25MM*	500	51587.030.025
2X12MM*	500	51587.020.012				3X30MM*	500	51587.030.030
2X14MM*	500	51587.020.014	3X6MM*	500	51587.030.006			
2X16MM*	500	51587.020.016	3X10MM*	500	51587.030.010	4X12MM*	200	51587.040.012
2X20MM*	500	51587.020.020	3X14MM*	500	51587.030.014	4X14MM*	200	51587.040.014
2X36MM*	500	51587.020.036	3X20MM*	500	51587.030.020	4X16MM*	200	51587.040.016
			3X22MM*	500	51587.030.022	4X20MM*	200	51587.040.020

9

51587 **Grooved pin, one-third length center grooved / Gaffelkerfpen / Goupille cannelée bombée** ←

d_1 x L	✉	Art.number	d_1 x L	✉	Art.number	d_1 x L	✉	Art.number
4X22MM*	200	51587.040.022	5X18MM*	200	51587.050.018	6X28MM*	100	51587.060.028
4X24MM*	200	51587.040.024	5X20MM*	200	51587.050.020	6X32MM*	100	51587.060.032
4X28MM*	200	51587.040.028	5X25MM*	200	51587.050.025	6X36MM*	100	51587.060.036
4X30MM*	200	51587.040.030	5X32MM*	200	51587.050.032	6X40MM*	100	51587.060.040
4X35MM*	200	51587.040.035	5X40MM*	200	51587.050.040	6X60MM*	100	51587.060.060
4X50MM*	200	51587.040.050				6X70MM*	100	51587.060.070
			6X18MM*	100	51587.060.018			
5X12MM*	200	51587.050.012	6X20MM*	100	51587.060.020	8X30MM*	50	51587.080.030
5X14MM*	200	51587.050.014	6X22MM*	100	51587.060.022			
5X16MM*	200	51587.050.016	6X26MM*	100	51587.060.026	10X35MM*	25	51587.100.035

Grooved pin with round head

Bolkopkerfnagel / Clou cannelé à tête demi-ronde

DIN 1476

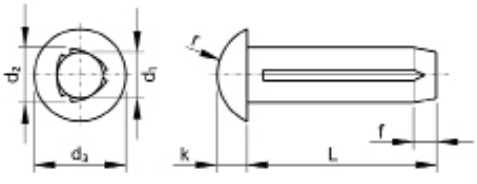



Technical Data

d_1	Tolerance	d_2 ≈	d_3	f ≈	k	r ≈
1.4	+0/-0.05	1.5	2.4	0.5	0.8	1.4
1.6	+0/-0.05	1.7	2.8	0.5	1	1.6
1.7 (≠DIN)	+0/-0.05	1.8	3	0.5	1	1.7
2	+0/-0.05	2.15	3.5	0.5	1.2	1.9
2.3 (≠DIN)	+0/-0.075	2.5	4	0.5	1.4	2.1
2.5	+0/-0.075	2.7	4.4	0.7	1.4	2.4
2.6 (≠DIN)	+0/-0.075	2.8	4.5	0.7	1.6	2.4
3	+0/-0.075	3.2	5.2	1	1.8	2.8
4	+0/-0.1	4.25	7	1.5	2.4	3.8
5	+0/-0.1	5.25	8.8	1.5	3	4.6
6	+0/-0.1	6.3	10.5	2	3.6	5.7

9

- Diameter d□ is the diameter over the grooved edges (valid for steel pins only).
- The recommended tolerance class for the accommodating hole diameter d1 (nominal) is H11.
- The tolerance class of the nominal length (L) is js15.

Article groups

Material	Surface treatment	Code	Page
St.	Plain	39760	9-26
St.st. A2		51589	9-27
Al		45390	9-27
Br.		47580	9-27

39760 **Grooved pin with round head / Bolkopkerfnagel / Clou cannelé à tête demi-ronde** **L11F**

Material Steel
Surface treatment Plain

RoHS



d_1 x L	✉	Art.number	d_1 x L	✉	Art.number	d_1 x L	✉	Art.number
1,4X3MM	200	39760.014.003	2X3MM	200	39760.020.003	2,5X4MM*	500	39760.025.004
1,4X4MM	200	39760.014.004	2X4MM	200	39760.020.004	2,5X5MM*	500	39760.025.005
1,4X5MM*	500	39760.014.005	2X5MM	200	39760.020.005	2,5X6MM	5.000	39760.025.006
1,4X6MM	200	39760.014.006	2X6MM	200	39760.020.006	2,5X7MM*	500	39760.025.007
			2X8MM	200	39760.020.008	2,5X8MM*	500	39760.025.008
1,6X3MM*	500	39760.016.003	2X10MM	200	39760.020.010	2,5X10MM*	500	39760.025.010
1,6X4MM*	500	39760.016.004						
1,6X6MM*	500	39760.016.006	2,3X4MM*	500	39760.023.004	2,6X3MM	200	39760.026.003
			2,3X5MM*	500	39760.023.005	2,6X4MM	200	39760.026.004
1,7X3MM	200	39760.017.003	2,3X6MM*	500	39760.023.006	2,6X5MM	200	39760.026.005
1,7X4MM	200	39760.017.004	2,3X8MM*	500	39760.023.008	2,6X6MM	200	39760.026.006
1,7X5MM	200	39760.017.005	2,3X10MM*	500	39760.023.010	2,6X8MM	200	39760.026.008
1,7X6MM	200	39760.017.006				2,6X10MM	200	39760.026.010
			2,5X3MM*	500	39760.025.003			

39760 Grooved pin with round head / Bolkopkerfnagel / Clou cannelé à tête demi-ronde

d_1 x L	✉	Art.number	d_1 x L	✉	Art.number	d_1 x L	✉	Art.number
3X4MM	200	39760.030.004	4X8MM	200	39760.040.008	5X20MM*	250	39760.050.020
3X5MM	200	39760.030.005	4X10MM	200	39760.040.010	5X25MM	200	39760.050.025
3X6MM	200	39760.030.006	4X12MM	200	39760.040.012			
3X7MM*	500	39760.030.007	4X15MM	200	39760.040.015	6X8MM*	250	39760.060.008
3X8MM	200	39760.030.008	4X20MM*	500	39760.040.020	6X10MM	200	39760.060.010
3X10MM	200	39760.030.010				6X12MM	200	39760.060.012
3X12MM	200	39760.030.012	5X8MM	200	39760.050.008	6X15MM	200	39760.060.015
3X15MM	200	39760.030.015	5X10MM	200	39760.050.010	6X20MM*	250	39760.060.020
3X18MM*	500	39760.030.018	5X12MM	200	39760.050.012	6X25MM	200	39760.060.025
			5X15MM*	1.000	39760.050.015	6X30MM*	250	39760.060.030
4X6MM	200	39760.040.006	5X18MM*	250	39760.050.018			

51589 Grooved pin with round head / Bolkopkerfnagel / Clou cannelé à tête demi-ronde R09A

Material Stainless steel A2



d_1 x L	✉	Art.number	d_1 x L	✉	Art.number	d_1 x L	✉	Art.number
1,4X3MM*	500	51589.014.003	2,5X5MM	500	51589.025.005	4X5MM*	200	51589.040.005
1,4X4MM*	500	51589.014.004	2,5X6MM*	500	51589.025.006	4X6MM*	200	51589.040.006
1,4X5MM*	500	51589.014.005	2,5X8MM*	500	51589.025.008	4X8MM*	200	51589.040.008
1,4X6MM*	500	51589.014.006	2,5X10MM*	500	51589.025.010	4X10MM	200	51589.040.010
						4X12MM*	200	51589.040.012
2X3MM*	500	51589.020.003	2,6X6MM*	500	51589.026.006			
2X4MM*	500	51589.020.004				5X8MM*	200	51589.050.008
2X5MM	500	51589.020.005	3X4MM*	500	51589.030.004	5X10MM*	200	51589.050.010
2X6MM	500	51589.020.006	3X5MM	500	51589.030.005	5X12MM*	200	51589.050.012
2X8MM*	500	51589.020.008	3X6MM	500	51589.030.006	5X16MM*	200	51589.050.016
2X10MM*	500	51589.020.010	3X8MM	500	51589.030.008			
			3X10MM*	500	51589.030.010	6X8MM*	100	51589.060.008
2,3X4MM*	500	51589.023.004	3X12MM*	500	51589.030.012	6X10MM*	100	51589.060.010
			3X16MM*	500	51589.030.016	6X12MM*	500	51589.060.012
2,5X3MM*	500	51589.025.003				6X16MM*	200	51589.060.016
2,5X4MM*	500	51589.025.004						

45390 Grooved pin with round head / Bolkopkerfnagel / Clou cannelé à tête demi-ronde W01A

Material Aluminium



d_1 x L	✉	Art.number	d_1 x L	✉	Art.number	d_1 x L	✉	Art.number
1,4X4MM*	500	45390.014.004	2X10MM*	500	45390.020.010	3X6MM*	500	45390.030.006
						3X8MM*	500	45390.030.008
1,6X4MM*	500	45390.016.004	2,3X5MM*	500	45390.023.005	3X10MM*	500	45390.030.010
1,6X5MM*	500	45390.016.005				3X12MM*	500	45390.030.012
1,6X6MM*	500	45390.016.006	2,5X5MM*	500	45390.025.005			
			2,5X6MM*	500	45390.025.006	4X6MM*	500	45390.040.006
2X3MM*	500	45390.020.003	2,5X8MM*	500	45390.025.008	4X8MM*	500	45390.040.008
2X4MM*	500	45390.020.004				4X10MM*	500	45390.040.010
2X5MM*	500	45390.020.005	3X4MM*	500	45390.030.004			
2X6MM*	500	45390.020.006	3X5MM*	500	45390.030.005	5X12MM*	500	45390.050.012
2X8MM*	500	45390.020.008						

47580 Grooved pin with round head / Bolkopkerfnagel / Clou cannelé à tête demi-ronde M11A

Material Brass



d_1 x L	✉	Art.number	d_1 x L	✉	Art.number	d_1 x L	✉	Art.number
2X3MM*	200	47580.020.003	2X8MM*	200	47580.020.008	3X8MM*	1.000	47580.030.008
2X4MM*	1.000	47580.020.004				3X10MM*	1.000	47580.030.010
2X5MM*	200	47580.020.005	3X5MM*	200	47580.030.005	3X12MM*	1.000	47580.030.012
2X6MM*	1.000	47580.020.006	3X6MM*	1.000	47580.030.006			

FABORY

Grooved pin with round head

Bolkop kerfnagel / Clou cannelé à tête ronde

ISO 8746

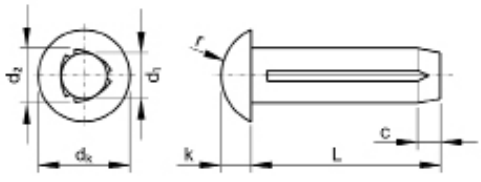



Technical Data

d_1	Tolerance	c ≈	d_1	d_2 ≈	d_k (max.)	k (max.)	r ≈
1.4	+0/0.05	0.42	1.4	1.5	2.6	0.9	1.4
1.6	+0/0.05	0.48	1.6	1.7	3	1.1	1.6
2	+0/0.05	0.6	2.0	2.15	3.7	1.3	1.9
2.5	+0/0.075	0.75	2.5	2.7	4.6	1.6	2.4
3	+0/0.075	0.9	3.0	3.2	5.45	1.95	2.8
4	+0/-0.1	1.2	4.0	4.25	7.25	2.55	3.8
5	+0/-0.1	1.5	5.0	5.25	9.1	3.15	4.6

- Diameter d□ is the diameter over the grooved edges (valid for steel pins only).
- The recommended tolerance class for the accommodating hole diameter d1 (nominal) is H11.

Article groups

Material	Code	Page
Al	39780	9-28
Br.	47581	9-28

39780 **Grooved pin with round head / Bolkop kerfnagel / Clou cannelé à tête ronde** **L11A**

Material Aluminium



d_1 x L	✉	Art.number	d_1 x L	✉	Art.number	d_1 x L	✉	Art.number
1,4X4MM*	500	39780.014.004	2X8MM*	500	39780.020.008	3X8MM*	500	39780.030.008
			2X10MM*	500	39780.020.010	3X10MM*	500	39780.030.010
1,6X4MM*	500	39780.016.004				3X12MM*	500	39780.030.012
1,6X5MM*	500	39780.016.005	2,5X5MM*	500	39780.025.005			
1,6X6MM*	500	39780.016.006	2,5X6MM*	500	39780.025.006	4X6MM*	500	39780.040.006
			2,5X8MM*	500	39780.025.008	4X8MM*	500	39780.040.008
2X3MM*	500	39780.020.003				4X10MM*	500	39780.040.010
2X4MM*	500	39780.020.004	3X4MM*	500	39780.030.004			
2X5MM*	500	39780.020.005	3X5MM*	500	39780.030.005	5X12MM*	500	39780.050.012
2X6MM*	500	39780.020.006	3X6MM*	500	39780.030.006			

47581 **Grooved pin with round head / Bolkop kerfnagel / Clou cannelé à tête ronde** **M01A**

Material Brass



d_1 x L	✉	Art.number	d_1 x L	✉	Art.number	d_1 x L	✉	Art.number
2X3MM*	200	47581.020.003	2X8MM*	200	47581.020.008	3X8MM*	1.000	47581.030.008
2X4MM*	1.000	47581.020.004				3X10MM*	1.000	47581.030.010
2X5MM*	200	47581.020.005	3X5MM*	200	47581.030.005	3X12MM*	1.000	47581.030.012
2X6MM*	1.000	47581.020.006	3X6MM*	1.000	47581.030.006			

9

Grooved pin with countersunk head

Verzonken kerfnagel / Clou cannelé à tête fraisée

DIN 1477

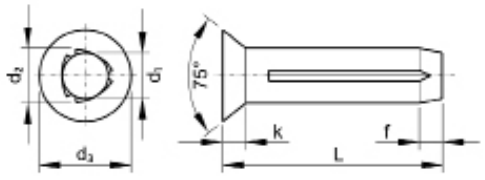

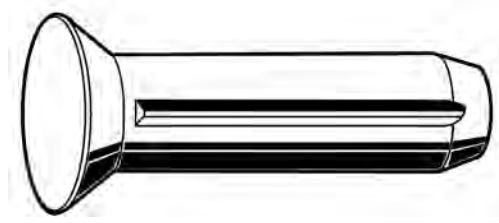

Technical Data

d_1	Tolerance	d_2 ≈	d_3	f ≈	k
2	+0/-0.05	2.15	3.5	0.5	1
3	+0/-0.075	3.2	5.2	1	1.4
4	+0/-0.1	4.25	7	1.15	2
5	+0/-0.1	5.25	8.8	1.15	2.5
6	+0/-0.1	6.3	10.5	2	3

- Diameter d□ is the diameter over the grooved edges (valid for steel pins only).
- The recommended tolerance class for the accommodating hole diameter d2 (nominal) is H11.
- The tolerance class of the nominal length (L) is js15.

39765 Grooved pin with countersunk head / Verzonken kerfnagel / Clou cannelé à tête fraisée L11A

Material Steel
Surface treatment Plain



d_1 x L	✉	Art.number	d_1 x L	✉	Art.number	d_1 x L	✉	Art.number
2X6MM*	500	39765.020.006	3X18MM*	500	39765.030.018	5X10MM*	250	39765.050.010
2X8MM*	500	39765.020.008				5X15MM*	250	39765.050.015
2X10MM*	500	39765.020.010	4X10MM*	500	39765.040.010	5X20MM*	250	39765.050.020
			4X12MM*	500	39765.040.012			
3X8MM*	500	39765.030.008	4X15MM*	500	39765.040.015	6X15MM*	250	39765.060.015
3X10MM*	500	39765.030.010				6X20MM*	250	39765.060.020
3X12MM*	500	39765.030.012						

9

Grooved pin with countersunk head

Verzonken kerfnagel / Clou Cannelé à tête fraisée

ISO 8747

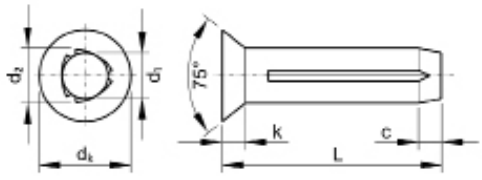



Technical Data

d_1	Tolerance	c ≈	d_2 ≈	d_k (max.)	k (max.)
2	+0/-0.05	0.6	2.15	3.7	3.7
3	+0/-0.075	0.9	3.2	5.45	5.45
4	+0/-0.1	1.2	4.25	7.25	7.25
5	+0/-0.1	1.5	5.25	9.1	9.1
6	+0/-0.1	1.8	6.3	10.8	10.8

- Diameter d□ is the diameter over the grooved edges (valid for steel pins only).
- The recommended tolerance class for the accommodating hole diameter d2 (nominal) is H11.

39770 **Grooved pin with countersunk head / Verzonken kerfnagel / Clou Cannelé à tête fraisée** **L11A**

Material Steel
Surface treatment Plain



d_1 x L	✉	Art.number	d_1 x L	✉	Art.number	d_1 x L	✉	Art.number
2X6MM*	500	39770.020.006	3X18MM*	500	39770.030.018	5X10MM*	250	39770.050.010
2X8MM*	500	39770.020.008				5X15MM*	250	39770.050.015
2X10MM*	500	39770.020.010	4X10MM*	500	39770.040.010	5X20MM*	250	39770.050.020
			4X12MM*	500	39770.040.012			
3X8MM*	500	39770.030.008	4X15MM*	500	39770.040.015	6X15MM*	250	39770.060.015
3X10MM*	500	39770.030.010				6X20MM*	250	39770.060.020
3X12MM*	500	39770.030.012						

9

Spring-type straight pin (spiral pin) coiled, standard duty

Spiraalspanbus normale uitvoering / Goupille élastique spiralée, série moyenne

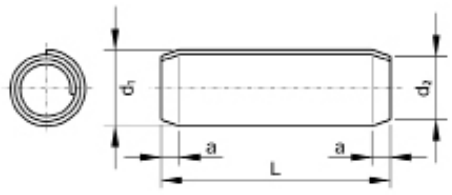

ISO	**8750**
DIN	7343
NEN	2553



Technical Data

d (nom.)	a ≈	d_1 (min.)	d_1 (max.)	d_2 (max.)	V
1.5	0.5	1.62	1.73	1.4	1.45
2	0.7	2.13	2.25	1.9	2.5
2.5	0.7	2.65	2.78	2.4	3.9
3	0.9	3.15	3.3	2.9	5.5
3.5	1	3.67	3.84	3.4	7.5
4	1.1	4.2	4.4	3.9	9.6
5	1.3	5.25	5.5	4.85	15
6	1.5	6.25	6.5	5.85	22
8	2	8.3	8.63	7.8	39
10	2.5	10.35	10.8	9.75	62
12	3	12.4	12.85	11.7	89
14	3.5	14.45	14.95	13.6	120
16	4	16.45	17	15.6	155

- Dimensions d and d2 in above table are before mounting.
- V = minimum shear strength, double, in kN.
- The recommended tolerance class for the accommodating hole diameter d (nominal) is H12.

Special features of coiled spring-type straight pins (spiral pins):
- These pins are used for connections or the positioning of two or more parts and may also be used as shafts and hinge-, stop- or carrierpins, and are easily disassembled.
- Thanks to their spiral shaped cross section (approximately 2.1/4 coils) these pins are very flexible and suitable for repeated use with dynamic loads. Equal stress distribution throughout their cross section against the hole wall produces a good press fit, which can absorb shear forces unaffected by the direction.
- The pins are chamfered at both ends, so they can easily be inserted and installed automatically.

Examples of application






39140 **Spring-type straight pin (spiral pin) coiled, standard duty / Spiraalspanbus normale uitvoering / Goupille élastique spiralée, série moyenne** **L09A**

Material Spring steel 420-545 HV30

RoHS



d (nom.) x L	✉	Art.number	d (nom.) x L	✉	Art.number	d (nom.) x L	✉	Art.number
1,5X4MM	200	39140.015.004	2X16MM	200	39140.020.016	3X10MM	200	39140.030.010
1,5X5MM*	1.000	39140.015.005	2X18MM*	1.000	39140.020.018	3X12MM	200	39140.030.012
1,5X6MM	200	39140.015.006	2X20MM	200	39140.020.020	3X14MM	200	39140.030.014
1,5X8MM	200	39140.015.008				3X16MM	200	39140.030.016
1,5X10MM	200	39140.015.010	2,5X8MM	200	39140.025.008	3X18MM*	1.000	39140.030.018
1,5X12MM	200	39140.015.012	2,5X10MM	200	39140.025.010	3X20MM	200	39140.030.020
1,5X14MM	200	39140.015.014	2,5X12MM	200	39140.025.012	3X22MM	200	39140.030.022
1,5X16MM	200	39140.015.016	2,5X14MM	200	39140.025.014	3X24MM	200	39140.030.024
			2,5X16MM	200	39140.025.016	3X26MM	200	39140.030.026
2X6MM	200	39140.020.006	2,5X18MM	200	39140.025.018	3X28MM	200	39140.030.028
2X8MM	200	39140.020.008	2,5X20MM	200	39140.025.020	3X30MM	200	39140.030.030
2X10MM	200	39140.020.010	2,5X24MM	200	39140.025.024			
2X12MM	200	39140.020.012				3,5X20MM*	1.000	39140.035.020
2X14MM	200	39140.020.014	3X8MM	200	39140.030.008	3,5X24MM*	1.000	39140.035.024

39140	Spring-type straight pin (spiral pin) coiled, standard duty / Spiraalspanbus normale uitvoering / Goupille élastique spiralée, série moyenne								←
d (nom.) x L	✉	Art.number	d (nom.) x L	✉	Art.number	d (nom.) x L	✉	Art.number	
4X10MM	200	39140.040.010	6X12MM	200	39140.060.012	10X35MM	25	39140.100.035	
4X12MM	200	39140.040.012	6X14MM*	500	39140.060.014	10X40MM	25	39140.100.040	
4X14MM*	1.000	39140.040.014	6X16MM	200	39140.060.016	10X45MM	25	39140.100.045	
4X16MM	200	39140.040.016	6X18MM*	500	39140.060.018	10X50MM	25	39140.100.050	
4X18MM	200	39140.040.018	6X20MM	100	39140.060.020	10X60MM	25	39140.100.060	
4X20MM	200	39140.040.020	6X24MM	100	39140.060.024	10X70MM	25	39140.100.070	
4X22MM	200	39140.040.022	6X26MM	100	39140.060.026	10X80MM	10	39140.100.080	
4X24MM	200	39140.040.024	6X28MM	100	39140.060.028				
4X26MM	200	39140.040.026	6X30MM	100	39140.060.030	12X30MM	25	39140.120.030	
4X28MM	200	39140.040.028	6X32MM	100	39140.060.032	12X35MM	25	39140.120.035	
4X30MM	200	39140.040.030	6X35MM	100	39140.060.035	12X40MM	25	39140.120.040	
4X32MM	100	39140.040.032	6X40MM	100	39140.060.040	12X50MM	10	39140.120.050	
4X35MM	100	39140.040.035	6X45MM	50	39140.060.045	12X55MM	10	39140.120.055	
4X36MM*	500	39140.040.036	6X50MM	50	39140.060.050	12X60MM	10	39140.120.060	
4X40MM	100	39140.040.040				12X70MM	10	39140.120.070	
4X50MM	500	39140.040.050	8X20MM	100	39140.080.020	12X80MM	10	39140.120.080	
			8X24MM	100	39140.080.024	12X90MM	10	39140.120.090	
5X12MM	200	39140.050.012	8X30MM	50	39140.080.030	12X100MM	10	39140.120.100	
5X16MM	200	39140.050.016	8X32MM	50	39140.080.032				
5X20MM	100	39140.050.020	8X35MM	50	39140.080.035	14X50MM*	25	39140.140.050	
5X22MM	100	39140.050.022	8X40MM	50	39140.080.040	14X70MM*	25	39140.140.070	
5X24MM	100	39140.050.024	8X45MM*	500	39140.080.045				
5X26MM	100	39140.050.026	8X50MM	50	39140.080.050	16X40MM	5	39140.160.040	
5X28MM	100	39140.050.028	8X60MM	50	39140.080.060	16X50MM	5	39140.160.050	
5X30MM	100	39140.050.030	8X70MM	25	39140.080.070	16X60MM	5	39140.160.060	
5X32MM	100	39140.050.032				16X80MM	5	39140.160.080	
5X35MM	100	39140.050.035	10X20MM	50	39140.100.020	16X90MM	5	39140.160.090	
5X40MM	100	39140.050.040	10X22MM	50	39140.100.022	16X100MM	5	39140.160.100	
5X45MM	100	39140.050.045	10X24MM	50	39140.100.024	16X120MM	5	39140.160.120	
			10X28MM	50	39140.100.028				
			10X30MM	50	39140.100.030				

- Warning: electroplating of these products may cause hydrogen embrittlement.

Spring-type straight pin (spiral pin) coiled, standard duty, stainless spring steel

Spiraalspanbus normale uitvoering, RVS / Goupille élastique spiralée, série moyenne, acier à ressort inoxydable

9

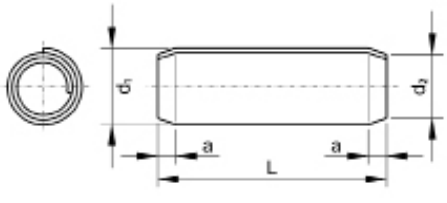

ISO	**8750**
DIN	≈7343
NEN	≈2553



Technical Data

d (nom.)	a ≈	d_1 (min.)	d_1 (max.)	d_2 (max.)	V
1	0.3	1.05	1.15	0.95	0.45
1.5	0.5	1.62	1.73	1.4	1.05
2	0.7	2.13	2.25	1.9	1.9
2.5	0.7	2.65	2.78	2.4	2.9
3	0.9	3.15	3.3	2.9	4.2
4	1.1	4.2	4.4	3.9	7.6
5	1.3	5.25	5.5	4.85	11.5
6	1.5	6.25	6.5	5.85	16.8
8	2	8.3	8.63	7.8	30

- Dimensions d1 and d2 in above table are before mounting.
- The type of austenitic stainless spring steel is at the manufacturer's discretion and may vary from the steel types stated in ISO 3506.
- V = minimum shear strength, double, in kN.
- The recommended tolerance class for the accommodating hole diameter d (nominal) is H12, except for d < 1,2, where H10 is recommended.

Special features of coiled spring-type straight pins (spiral pins):
- These pins are used for connections or the positioning of two or more parts and may also be used as shafts and hinge-, stop- or carrierpins, and are easily disassembled.
- Thanks to their spiral shaped cross section (approximately 2.1/4 coils) these pins are very flexible and suitable for repeated use with dynamic loads. Equal stress distribution throughout their cross section against the hole wall produces a good press fit, which can absorb shear forces unaffected by the direction.
- The pins are chamfered at both ends, so they can easily be inserted and installed automatically.

51430	Spring-type straight pin (spiral pin) coiled, standard duty, stainless spring steel / Spiraalspanbus normale uitvoering, RVS / Goupille élastique spiralée, série moyenne, acier à ressort inoxydable	R09A

Material Stainless spring steel



d (nom.) x L	✉	Art.number
1X4MM	200	51430.010.004
1X5MM*	1.000	51430.010.005
1X6MM	200	51430.010.006
1X8MM	200	51430.010.008
1X10MM	200	51430.010.010
1X12MM	200	51430.010.012
1,5X4MM	200	51430.015.004
1,5X5MM	200	51430.015.005
1,5X6MM	1.000	51430.015.006
1,5X8MM	200	51430.015.008
1,5X10MM	200	51430.015.010
1,5X12MM	200	51430.015.012
1,5X14MM	200	51430.015.014
1,5X16MM	200	51430.015.016
2X4MM*	1.000	51430.020.004
2X5MM*	1.000	51430.020.005
2X6MM	200	51430.020.006
2X8MM	200	51430.020.008
2X10MM	200	51430.020.010
2X12MM	200	51430.020.012
2X14MM	200	51430.020.014
2X16MM	200	51430.020.016
2X18MM	200	51430.020.018
2X20MM	200	51430.020.020
2,5X6MM*	1.000	51430.025.006
2,5X8MM	200	51430.025.008
2,5X10MM	200	51430.025.010
2,5X12MM	200	51430.025.012
2,5X14MM	200	51430.025.014
2,5X16MM	200	51430.025.016
2,5X18MM	200	51430.025.018
2,5X20MM	200	51430.025.020
2,5X24MM	200	51430.025.024
3X8MM	200	51430.030.008
3X10MM	200	51430.030.010
3X12MM	200	51430.030.012
3X14MM	200	51430.030.014
3X16MM	200	51430.030.016
3X18MM	200	51430.030.018
3X20MM	200	51430.030.020
3X22MM	200	51430.030.022
3X24MM	200	51430.030.024
3X26MM	200	51430.030.026
3X28MM	200	51430.030.028
3X30MM	200	51430.030.030
3X32MM*	500	51430.030.032
4X8MM	200	51430.040.008
4X10MM	200	51430.040.010
4X12MM	200	51430.040.012
4X14MM	200	51430.040.014
4X16MM	200	51430.040.016
4X18MM	200	51430.040.018
4X20MM	200	51430.040.020
4X22MM	200	51430.040.022
4X24MM	200	51430.040.024
4X26MM	200	51430.040.026
4X28MM	200	51430.040.028
4X30MM	200	51430.040.030
4X32MM*	500	51430.040.032
4X35MM	100	51430.040.035
4X40MM	100	51430.040.040
4X45MM*	500	51430.040.045
4X50MM*	500	51430.040.050
5X10MM*	500	51430.050.010
5X12MM	200	51430.050.012
5X14MM	200	51430.050.014
5X16MM	200	51430.050.016
5X18MM	100	51430.050.018
5X20MM	100	51430.050.020
5X22MM*	500	51430.050.022
5X24MM	100	51430.050.024
5X26MM	100	51430.050.026
5X28MM	100	51430.050.028
5X30MM	100	51430.050.030
5X32MM	100	51430.050.032
5X35MM	100	51430.050.035
5X40MM	100	51430.050.040
5X45MM	100	51430.050.045
5X50MM	100	51430.050.050
6X12MM	200	51430.060.012
6X14MM	200	51430.060.014
6X16MM	200	51430.060.016
6X18MM	100	51430.060.018
6X20MM	100	51430.060.020
6X22MM	100	51430.060.022
6X24MM	100	51430.060.024
6X26MM	100	51430.060.026
6X28MM	100	51430.060.028
6X30MM	100	51430.060.030
6X32MM	100	51430.060.032
6X35MM	100	51430.060.035
6X40MM	100	51430.060.040
6X45MM	100	51430.060.045
6X50MM	100	51430.060.050
8X16MM	100	51430.080.016
8X20MM	100	51430.080.020
8X24MM	100	51430.080.024
8X26MM	50	51430.080.026
8X28MM	50	51430.080.028
8X30MM	50	51430.080.030
8X32MM	50	51430.080.032
8X35MM	50	51430.080.035
8X40MM	50	51430.080.040
8X45MM	50	51430.080.045
8X50MM	50	51430.080.050

FABORY

Spring-type straight pin (spiral pin) coiled, heavy duty

Spiraalspanbus zware uitvoering / Goupille élastique spiralée, série lourde

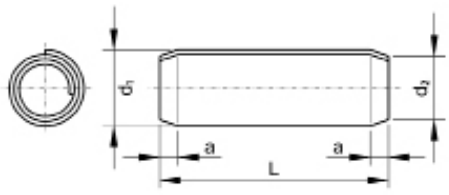

ISO **8748**
DIN 7344
NEN 2554



Technical Data

d (nom.)	a ≈	d_1 (min.)	d_1 (max.)	d_2 (max.)	V
1.5	0.5	1.61	1.71	1.4	1.9
2	0.7	2.11	2.21	1.9	3.5
2.5	0.7	2.62	2.73	2.4	5.5
3	0.9	3.12	3.25	2.9	7.6
4	1.1	4.15	4.3	3.9	13.5
5	1.3	5.15	5.35	4.85	20
6	1.5	6.18	6.4	5.85	30
8	2	8.25	8.55	7.8	53

- Dimensions d1 and d2 in above table are before mounting.
- V = minimum shear strength, double, in kN.
- The recommended tolerance class for the accommodating hole diameter d (nominal) is H12.

Special features of coiled spring-type straight pins (spiral pins):
- These pins are used for connections or the positioning of two or more parts and may also be used as shafts and hinge-, stop- or carrierpins, and are easily disassembled.
- Thanks to their spiral shaped cross section (approximately 2.1/4 coils) these pins are very flexible and suitable for repeated use with dynamic loads. Equal stress distribution throughout their cross section against the hole wall produces a good press fit, which can absorb shear forces unaffected by the direction.
- The pins are chamfered at both ends, so they can easily be inserted and installed automatically.

39150 **Spring-type straight pin (spiral pin) coiled, heavy duty / Spiraalspanbus zware uitvoering / Goupille élastique spiralée, série lourde** **L09A**

Material Spring steel 420-545 HV30

RoHS



9

d (nom.) x L	✉	Art.number	d (nom.) x L	✉	Art.number	d (nom.) x L	✉	Art.number
1,5X4MM	200	39150.015.004	3X14MM	200	39150.030.014	5X20MM	100	39150.050.020
1,5X6MM	200	39150.015.006	3X16MM	200	39150.030.016	5X22MM	100	39150.050.022
1,5X8MM	200	39150.015.008	3X18MM*	1.000	39150.030.018	5X24MM	100	39150.050.024
1,5X10MM	200	39150.015.010	3X20MM	200	39150.030.020	5X26MM	100	39150.050.026
1,5X12MM	200	39150.015.012	3X22MM	200	39150.030.022	5X28MM	100	39150.050.028
1,5X14MM	200	39150.015.014	3X24MM	200	39150.030.024	5X30MM	100	39150.050.030
1,5X16MM	200	39150.015.016	3X28MM	200	39150.030.028	5X32MM	100	39150.050.032
			3X30MM	200	39150.030.030	5X35MM	100	39150.050.035
2X6MM	200	39150.020.006				5X40MM	100	39150.050.040
2X8MM	200	39150.020.008	4X10MM	200	39150.040.010	5X45MM	100	39150.050.045
2X10MM	200	39150.020.010	4X12MM	200	39150.040.012			
2X12MM	200	39150.020.012	4X14MM	200	39150.040.014	6X14MM	100	39150.060.014
2X14MM	200	39150.020.014	4X16MM	200	39150.040.016	6X16MM	100	39150.060.016
2X16MM	200	39150.020.016	4X18MM	200	39150.040.018	6X18MM	100	39150.060.018
2X18MM*	1.000	39150.020.018	4X20MM	200	39150.040.020	6X20MM	100	39150.060.020
2X20MM	200	39150.020.020	4X22MM	200	39150.040.022	6X22MM	100	39150.060.022
			4X24MM	200	39150.040.024	6X24MM	100	39150.060.024
2,5X10MM	200	39150.025.010	4X26MM	200	39150.040.026	6X26MM	100	39150.060.026
2,5X12MM	200	39150.025.012	4X28MM	200	39150.040.028	6X28MM	100	39150.060.028
2,5X14MM	200	39150.025.014	4X30MM	200	39150.040.030	6X30MM	100	39150.060.030
2,5X16MM	200	39150.025.016	4X32MM	100	39150.040.032	6X32MM	100	39150.060.032
2,5X18MM	200	39150.025.018	4X35MM	100	39150.040.035	6X35MM	100	39150.060.035
2,5X20MM	200	39150.025.020	4X40MM	100	39150.040.040	6X40MM	100	39150.060.040
2,5X22MM	200	39150.025.022				6X50MM	100	39150.060.050
2,5X24MM	200	39150.025.024	5X12MM	200	39150.050.012			
			5X14MM	200	39150.050.014	8X20MM*	500	39150.080.020
3X8MM	200	39150.030.008	5X16MM	200	39150.050.016	8X40MM*	500	39150.080.040
3X10MM	200	39150.030.010	5X18MM	100	39150.050.018	8X50MM*	250	39150.080.050
3X12MM	200	39150.030.012						

- Warning: electroplating of these products may cause hydrogen embrittlement.

Spring-type straight pin slotted, light duty

Spanbus lichte uitvoering / Goupille élastique légère

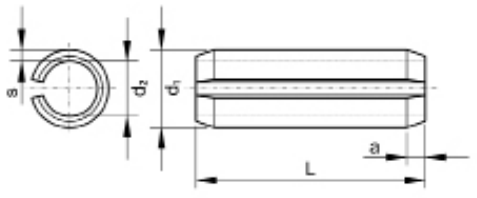

ISO	**13337**
DIN	7346
NEN	2459



Technical Data

d (nom.)	d_1 (min.)	d_1 (max.)	a (min.)	d_2 ≈	s	V
2	2.3	2.4	0.2	1.9	0.2	1.5
2.5	2.8	2.9	0.25	2.3	0.25	2.4
3	3.3	3.5	0.25	2.7	0.3	3.5
4	4.4	4.6	0.5	3.4	0.5	8
4.5	4.9	5.1	0.5	3.9	0.5	8.8
5	5.4	5.6	0.5	4.4	0.5	10.4
6	6.4	6.7	0.7	4.9	0.75	18
8	8.5	8.8	1.5	7	0.75	24
10	10.5	10.8	2	8.5	1	40
12	12.5	12.8	2	10.5	1	48
13	13.5	13.8	2	11	1.25	66
16	16.5	16.8	2	13.5	1.5	98
21	21.5	21.9	2	17.5	2	168

- Dimensions d1 and d2 in above table are before mounting.
- For pins with a nominal diameter d ≥ 10 mm a single chamfer configuration is optional at the discretion of the manufacturer.
- The type of austenitic stainless spring steel is at the manufacturer's discretion and may vary from the steel types stated in ISO 3506.
- V = minimum shear strength, double, in kN (valid for steel pins only).
- The recommended tolerance class for the accommodating hole diameter d (nominal) is H12.

Special features of slotted spring-type straight pins:
- These pins are used to connect two or more construction elements to each other.
- They are highly suitable to absorb shear forces.

Article groups

Material	Code	Page
Spring steel 420-560 HV30	39060	9-35
St.spr.st	51431	9-36

39060 **Spring-type straight pin slotted, light duty / Spanbus lichte uitvoering / Goupille élastique légère** **L09A**

Material Spring steel 420-560 HV30



d (nom.) x L	✉	Art.number	d (nom.) x L	✉	Art.number	d (nom.) x L	✉	Art.number
2X4MM*	200	39060.020.004	2,5X24MM	200	39060.025.024	4X8MM*	200	39060.040.008
2X5MM*	200	39060.020.005	2,5X26MM*	200	39060.025.026	4X10MM	200	39060.040.010
2X6MM	200	39060.020.006	2,5X30MM	200	39060.025.030	4X12MM	200	39060.040.012
2X8MM	200	39060.020.008				4X14MM	200	39060.040.014
2X10MM	200	39060.020.010	3X4MM*	200	39060.030.004	4X16MM	200	39060.040.016
2X12MM	200	39060.020.012	3X5MM*	200	39060.030.005	4X18MM	200	39060.040.018
2X14MM	200	39060.020.014	3X6MM*	200	39060.030.006	4X20MM	200	39060.040.020
2X16MM	200	39060.020.016	3X8MM	200	39060.030.008	4X22MM	200	39060.040.022
2X18MM	200	39060.020.018	3X10MM	200	39060.030.010	4X24MM	200	39060.040.024
2X20MM	200	39060.020.020	3X12MM	200	39060.030.012	4X26MM*	200	39060.040.026
2X22MM*	200	39060.020.022	3X14MM*	200	39060.030.014	4X28MM	200	39060.040.028
2X24MM	200	39060.020.024	3X16MM	200	39060.030.016	4X30MM	200	39060.040.030
2X28MM	200	39060.020.028	3X18MM	200	39060.030.018	4X32MM*	100	39060.040.032
2X30MM*	200	39060.020.030	3X20MM	200	39060.030.020	4X36MM	100	39060.040.036
			3X22MM	200	39060.030.022	4X40MM	100	39060.040.040
2,5X5MM*	200	39060.025.005	3X24MM	200	39060.030.024	4X45MM*	100	39060.040.045
2,5X6MM	200	39060.025.006	3X26MM*	200	39060.030.026	4X50MM	100	39060.040.050
2,5X8MM*	200	39060.025.008	3X28MM*	200	39060.030.028			
2,5X10MM	200	39060.025.010	3X30MM	200	39060.030.030	5X5MM*	200	39060.050.005
2,5X12MM	200	39060.025.012	3X32MM*	200	39060.030.032	5X6MM	200	39060.050.006
2,5X14MM	200	39060.025.014	3X36MM	200	39060.030.036	5X8MM	200	39060.050.008
2,5X16MM	200	39060.025.016	3X40MM	200	39060.030.040	5X10MM	200	39060.050.010
2,5X18MM*	200	39060.025.018				5X12MM	200	39060.050.012
2,5X20MM	200	39060.025.020	4X6MM*	200	39060.040.006	5X14MM*	200	39060.050.014

FABORY

39060 Spring-type straight pin slotted, light duty / Spanbus lichte uitvoering / Goupille élastique légère ←

d (nom.) x L	✉	Art.number	d (nom.) x L	✉	Art.number	d (nom.) x L	✉	Art.number
5X16MM	200	39060.050.016	8X26MM	100	39060.080.026	12X60MM*	50	39060.120.060
5X18MM*	200	39060.050.018	8X28MM*	100	39060.080.028	12X65MM*	50	39060.120.065
5X20MM	100	39060.050.020	8X30MM	50	39060.080.030	12X70MM*	50	39060.120.070
5X22MM*	100	39060.050.022	8X32MM	50	39060.080.032	12X80MM*	50	39060.120.080
5X24MM	100	39060.050.024	8X36MM	50	39060.080.036	12X100MM*	25	39060.120.100
5X26MM*	100	39060.050.026	8X40MM	50	39060.080.040			
5X28MM	100	39060.050.028	8X45MM	50	39060.080.045	13X10MM*	25	39060.130.010
5X30MM	100	39060.050.030	8X50MM	50	39060.080.050	13X12MM*	25	39060.130.012
5X32MM*	100	39060.050.032	8X55MM*	100	39060.080.055	13X14MM*	25	39060.130.014
5X36MM	100	39060.050.036	8X60MM	100	39060.080.060	13X16MM*	25	39060.130.016
5X40MM	100	39060.050.040	8X65MM*	100	39060.080.065	13X20MM*	50	39060.130.020
5X45MM*	100	39060.050.045	8X70MM*	100	39060.080.070	13X22MM*	50	39060.130.022
5X50MM	100	39060.050.050	8X80MM*	100	39060.080.080	13X24MM*	50	39060.130.024
5X60MM*	100	39060.050.060	8X100MM*	50	39060.080.100	13X26MM*	50	39060.130.026
5X70MM*	100	39060.050.070				13X28MM*	50	39060.130.028
5X80MM*	100	39060.050.080	10X10MM*	50	39060.100.010	13X30MM*	50	39060.130.030
			10X12MM	50	39060.100.012	13X36MM*	50	39060.130.036
6X10MM	200	39060.060.010	10X14MM*	100	39060.100.014	13X40MM*	50	39060.130.040
6X12MM	200	39060.060.012	10X16MM	50	39060.100.016	13X50MM*	50	39060.130.050
6X14MM*	100	39060.060.014	10X20MM	50	39060.100.020	13X70MM*	50	39060.130.070
6X16MM	200	39060.060.016	10X22MM	100	39060.100.022			
6X18MM*	100	39060.060.018	10X24MM	50	39060.100.024	16X10MM*	25	39060.160.010
6X20MM	100	39060.060.020	10X26MM	100	39060.100.026	16X18MM	25	39060.160.018
6X22MM*	100	39060.060.022	10X30MM	50	39060.100.030	16X20MM*	50	39060.160.020
6X24MM	100	39060.060.024	10X36MM*	100	39060.100.036	16X22MM*	50	39060.160.022
6X26MM*	100	39060.060.026	10X40MM	25	39060.100.040	16X24MM*	50	39060.160.024
6X28MM	100	39060.060.028	10X45MM*	50	39060.100.045	16X26MM*	50	39060.160.026
6X30MM	100	39060.060.030	10X50MM	25	39060.100.050	16X28MM*	50	39060.160.028
6X32MM	100	39060.060.032	10X60MM	25	39060.100.060	16X30MM*	50	39060.160.030
6X36MM	100	39060.060.036	10X70MM*	50	39060.100.070	16X32MM*	50	39060.160.032
6X40MM	100	39060.060.040	10X80MM*	50	39060.100.080	16X36MM*	50	39060.160.036
6X45MM*	100	39060.060.045	10X90MM*	50	39060.100.090	16X40MM*	50	39060.160.040
6X50MM	50	39060.060.050	10X100MM*	50	39060.100.100	16X45MM*	50	39060.160.045
6X55MM*	100	39060.060.055				16X50MM*	50	39060.160.050
6X60MM	100	39060.060.060	12X10MM	50	39060.120.010	16X55MM*	50	39060.160.055
6X70MM*	100	39060.060.070	12X16MM*	50	39060.120.016	16X60MM*	25	39060.160.060
6X80MM*	100	39060.060.080	12X20MM*	50	39060.120.020	16X70MM*	25	39060.160.070
6X100MM*	100	39060.060.100	12X24MM*	50	39060.120.024	16X120MM*	25	39060.160.120
			12X26MM*	50	39060.120.026			
8X10MM	100	39060.080.010	12X28MM*	50	39060.120.028	21X30MM*	50	39060.210.030
8X12MM	100	39060.080.012	12X30MM*	50	39060.120.030	21X36MM*	25	39060.210.036
8X14MM	100	39060.080.014	12X32MM	50	39060.120.032	21X40MM*	25	39060.210.040
8X16MM	100	39060.080.016	12X36MM*	50	39060.120.036	21X45MM*	25	39060.210.045
8X18MM*	100	39060.080.018	12X40MM*	50	39060.120.040	21X50MM	25	39060.210.050
8X20MM	100	39060.080.020	12X45MM*	50	39060.120.045	21X60MM*	25	39060.210.060
8X22MM	100	39060.080.022	12X50MM*	50	39060.120.050	21X85MM*	25	39060.210.085
8X24MM	100	39060.080.024	12X55MM*	50	39060.120.055			

- Warning: electroplating of these products may cause hydrogen embrittlement.

51431 Spring-type straight pin slotted, light duty / Spanbus lichte uitvoering / Goupille élastique légère R09A

Material Stainless spring steel



d (nom.) x L	✉	Art.number	d (nom.) x L	✉	Art.number	d (nom.) x L	✉	Art.number
3X10MM*	500	51431.030.010	4,5X45MM*	500	51431.045.045			
3X12MM*	1.000	51431.030.012	4,5X50MM*	1.000	51431.045.050	8X20MM*	500	51431.080.020
3X18MM*	500	51431.030.018						
3X20MM*	500	51431.030.020	5X8MM*	500	51431.050.008	10X40MM*	500	51431.100.040
			5X20MM*	500	51431.050.020			
4X16MM*	500	51431.040.016	5X22MM*	500	51431.050.022	13X18MM*	50	51431.130.018
4X20MM*	500	51431.040.020						
			6X14MM*	500	51431.060.014	16X20MM*	25	51431.160.020
4,5X30MM*	500	51431.045.030	6X20MM*	200	51431.060.020			

9

Spring-type straight pin slotted, heavy duty

Spanbus zware uitvoering / Goupille élastique épaisse

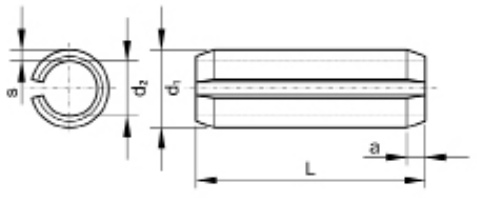

ISO	**8752**
DIN	1481
NEN	2458
BS	7060



Technical Data

d (nom.)	a (min.)	d_1 (min.)	d_1 (max.)	d_2 ≈	s	V
1	0.15	1.2	1.3	0.8	0.2	0.7
1.5	0.25	1.7	1.8	1.1	0.3	1.58
2	0.35	2.3	2.4	1.5	0.4	2.82
2.5	0.4	2.8	2.9	1.8	0.5	4.38
3	0.5	3.3	3.5	2.1	0.6	6.32
3.5	0.6	3.8	4	2.3	0.75	9.06
4	0.65	4.4	4.6	2.8	0.8	11.24
4.5	0.8	4.9	5.1	2.9	1	15.36
5	0.9	5.4	5.6	3.4	1	17.54
6	1.2	6.4	6.7	4	1.2	26.04
7 (ISO)	2	7.5	7.8	4.5	1.5	31.4
8	1.6	8.5	8.8	5.5	1.5	42.76
9 (ISO)	1.8	9.5	9.8	6	2	60.66
10	2	10.5	10.8	6.5	2	70.16
12	2	12.5	12.8	7.5	2.5	104.1
13	2	13.5	13.8	8.5	2.5	115.1
14	2	14.4	14.8	8.5	3	144.7
16	2	16.5	16.8	10.5	3	171
18	2	18.5	18.9	11.5	3.5	222.5
20	3	20.5	20.9	12.5	4	280.6
21	3	21.5	21.9	13.5	4	298.2
25	3	25.5	25.9	15.5	5	438.5
28	3	28.5	28.9	17.5	5.5	542.6
30	3	30.5	30.9	18.5	6	631.4
35	3	35.5	35.9	21.5	7	859
40	4	40.5	40.9	25.5	7.5	1.068

- Dimensions d1 and d2 in above table are before mounting.
- For pins with a nominal diameter d ≥ 10 mm a single chamfer configuration is optional at the discretion of the manufacturer.
- V = minimum shear strength, double, in kN.
- The recommended tolerance class for the accommodating hole diameter d (nominal) is H12.

Special features of slotted spring-type straight pins:
- These pins are used to connect two or more construction elements to each other.
- They are highly suitable to absorb shear forces.
- If these pins are employed with bolted joints the below arrangement should be used:

d (nom.) spring-type straight pin	6	8	10	12	16	18
Intended for bolt size	M3	M4	M5	M6	M8	M10
associated washers to DIN 7349	3,2	4,3	5,3	6,4	8,4	10,5

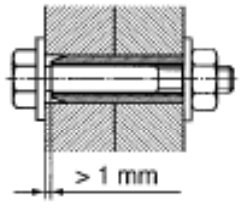

Article groups

Material	Surface treatment	Code	Page
Spring steel 420-560 HV30		39100	9-38
Spring steel 420-560 HV30	ZPL	39105	9-40

FABORY

39100 **Spring-type straight pin slotted, heavy duty / Spanbus zware uitvoering / Goupille élastique épaisse** **L09A**

Material Spring steel 420-560 HV30



d (nom.) x L	✉	Art.number
1X4MM*	200	39100.010.004
1X5MM*	200	39100.010.005
1X6MM	200	39100.010.006
1X8MM*	200	39100.010.008
1X10MM*	200	39100.010.010
1X12MM*	200	39100.010.012
1X14MM*	200	39100.010.014
1X16MM	200	39100.010.016
1X20MM*	200	39100.010.020
1,5X4MM*	200	39100.015.004
1,5X5MM*	1.000	39100.015.005
1,5X6MM	200	39100.015.006
1,5X8MM	200	39100.015.008
1,5X10MM	200	39100.015.010
1,5X12MM	200	39100.015.012
1,5X14MM*	1.000	39100.015.014
1,5X16MM	200	39100.015.016
1,5X18MM*	200	39100.015.018
1,5X20MM	200	39100.015.020
2X4MM	200	39100.020.004
2X5MM	200	39100.020.005
2X6MM	200	39100.020.006
2X8MM	200	39100.020.008
2X10MM	200	39100.020.010
2X12MM	200	39100.020.012
2X14MM	200	39100.020.014
2X16MM	200	39100.020.016
2X18MM	1.000	39100.020.018
2X20MM	200	39100.020.020
2X22MM*	200	39100.020.022
2X24MM	200	39100.020.024
2X26MM	200	39100.020.026
2X28MM*	200	39100.020.028
2X30MM	200	39100.020.030
2X40MM	200	39100.020.040
2,5X4MM*	1.000	39100.025.004
2,5X5MM	1.000	39100.025.005
2,5X6MM	200	39100.025.006
2,5X8MM	200	39100.025.008
2,5X10MM	200	39100.025.010
2,5X12MM	200	39100.025.012
2,5X14MM*	1.000	39100.025.014
2,5X16MM	200	39100.025.016
2,5X18MM	200	39100.025.018
2,5X20MM	200	39100.025.020
2,5X22MM*	200	39100.025.022
2,5X24MM	200	39100.025.024
2,5X26MM	200	39100.025.026
2,5X28MM	200	39100.025.028
2,5X30MM	200	39100.025.030
2,5X35MM	200	39100.025.035
2,5X40MM	200	39100.025.040
3X4MM*	200	39100.030.004
3X6MM	200	39100.030.006
3X8MM	200	39100.030.008
3X10MM	200	39100.030.010
3X12MM	200	39100.030.012
3X14MM	200	39100.030.014
3X16MM	200	39100.030.016
3X18MM	200	39100.030.018
3X20MM	200	39100.030.020
3X22MM	200	39100.030.022
3X24MM	200	39100.030.024
3X26MM	200	39100.030.026
3X28MM	200	39100.030.028
3X30MM	200	39100.030.030
3X32MM	200	39100.030.032
3X35MM	200	39100.030.035
3X36MM	100	39100.030.036
3X40MM	200	39100.030.040
3X45MM	200	39100.030.045
3X50MM	200	39100.030.050
3,5X4MM*	200	39100.035.004
3,5X5MM*	200	39100.035.005
3,5X6MM*	200	39100.035.006
3,5X10MM	200	39100.035.010
3,5X12MM	200	39100.035.012
3,5X14MM*	200	39100.035.014
3,5X16MM	200	39100.035.016
3,5X18MM	200	39100.035.018
3,5X20MM	200	39100.035.020
3,5X22MM	200	39100.035.022
3,5X24MM	200	39100.035.024
3,5X26MM	200	39100.035.026
3,5X28MM*	200	39100.035.028
3,5X30MM	200	39100.035.030
3,5X32MM	200	39100.035.032
3,5X35MM	200	39100.035.035
3,5X36MM*	100	39100.035.036
3,5X40MM	200	39100.035.040
3,5X45MM	200	39100.035.045
3,5X50MM	200	39100.035.050
4X4MM*	200	39100.040.004
4X5MM*	200	39100.040.005
4X6MM*	500	39100.040.006
4X8MM	200	39100.040.008
4X10MM	200	39100.040.010
4X12MM	200	39100.040.012
4X14MM	200	39100.040.014
4X16MM	200	39100.040.016
4X18MM	200	39100.040.018
4X20MM	200	39100.040.020
4X22MM	200	39100.040.022
4X24MM	200	39100.040.024
4X26MM	200	39100.040.026
4X28MM	200	39100.040.028
4X30MM	200	39100.040.030
4X32MM	100	39100.040.032
4X35MM	100	39100.040.035
4X36MM	100	39100.040.036
4X40MM	100	39100.040.040
4X45MM	100	39100.040.045
4X50MM	100	39100.040.050
4X55MM*	500	39100.040.055
4X60MM	100	39100.040.060
4,5X10MM*	100	39100.045.010
4,5X12MM	200	39100.045.012
4,5X14MM	200	39100.045.014
4,5X16MM	200	39100.045.016
4,5X20MM	200	39100.045.020
4,5X22MM*	100	39100.045.022
4,5X24MM*	100	39100.045.024
4,5X26MM*	100	39100.045.026
4,5X28MM*	100	39100.045.028
4,5X30MM	100	39100.045.030
4,5X32MM*	100	39100.045.032
4,5X36MM*	100	39100.045.036
4,5X40MM	200	39100.045.040
4,5X45MM	100	39100.045.045
4,5X50MM	200	39100.045.050
5X5MM*	100	39100.050.005
5X6MM*	500	39100.050.006
5X8MM	500	39100.050.008
5X10MM	200	39100.050.010
5X12MM	200	39100.050.012
5X14MM	500	39100.050.014
5X16MM	100	39100.050.016
5X18MM	100	39100.050.018
5X20MM	100	39100.050.020
5X22MM*	500	39100.050.022
5X24MM	100	39100.050.024
5X26MM	100	39100.050.026
5X28MM	100	39100.050.028
5X30MM	100	39100.050.030
5X32MM	100	39100.050.032
5X35MM	100	39100.050.035
5X36MM	100	39100.050.036
5X40MM	100	39100.050.040
5X45MM	100	39100.050.045
5X50MM	100	39100.050.050
5X55MM	100	39100.050.055
5X60MM	100	39100.050.060
5X65MM*	100	39100.050.065
5X70MM	50	39100.050.070
5X75MM*	100	39100.050.075
5X80MM	50	39100.050.080
6X10MM	500	39100.060.010
6X12MM	200	39100.060.012
6X14MM	500	39100.060.014
6X16MM	100	39100.060.016
6X18MM	100	39100.060.018
6X20MM	100	39100.060.020
6X22MM	100	39100.060.022
6X24MM	100	39100.060.024
6X26MM	100	39100.060.026
6X28MM	100	39100.060.028
6X30MM	100	39100.060.030
6X32MM	100	39100.060.032
6X35MM	100	39100.060.035
6X40MM	100	39100.060.040
6X45MM	50	39100.060.045
6X50MM	50	39100.060.050
6X55MM	50	39100.060.055
6X60MM	50	39100.060.060
6X65MM	50	39100.060.065
6X70MM	50	39100.060.070
6X75MM*	100	39100.060.075
6X80MM	50	39100.060.080
6X85MM*	100	39100.060.085
6X90MM	50	39100.060.090
6X100MM	50	39100.060.100
7X10MM*	100	39100.070.010
7X16MM*	100	39100.070.016
7X20MM*	100	39100.070.020
7X24MM*	100	39100.070.024
7X30MM	50	39100.070.030
7X32MM*	100	39100.070.032
7X36MM*	100	39100.070.036
7X40MM	50	39100.070.040
7X45MM*	100	39100.070.045
7X50MM	50	39100.070.050
7X55MM*	100	39100.070.055
7X60MM	50	39100.070.060
7X65MM*	50	39100.070.065
7X70MM	50	39100.070.070
7X75MM*	50	39100.070.075
7X80MM	50	39100.070.080
7X90MM*	50	39100.070.090
7X100MM*	50	39100.070.100
8X10MM	100	39100.080.010
8X12MM*	500	39100.080.012
8X14MM*	500	39100.080.014
8X16MM	500	39100.080.016
8X18MM*	500	39100.080.018
8X20MM	50	39100.080.020
8X22MM*	100	39100.080.022
8X24MM	50	39100.080.024
8X26MM	50	39100.080.026
8X28MM*	250	39100.080.028
8X30MM	50	39100.080.030
8X32MM	50	39100.080.032
8X35MM	50	39100.080.035
8X36MM	50	39100.080.036
8X40MM	50	39100.080.040
8X45MM	50	39100.080.045
8X50MM	50	39100.080.050
8X55MM	50	39100.080.055

9

39100 Spring-type straight pin slotted, heavy duty / Spanbus zware uitvoering / Goupille élastique épaisse

d (nom.) x L	✉	Art.number
8X60MM	50	39100.080.060
8X65MM	250	39100.080.065
8X70MM	25	39100.080.070
8X75MM*	50	39100.080.075
8X80MM	25	39100.080.080
8X85MM	50	39100.080.085
8X90MM	50	39100.080.090
8X95MM*	50	39100.080.095
8X100MM	10	39100.080.100
8X110MM*	50	39100.080.110
8X120MM	10	39100.080.120
9X40MM*	100	39100.090.040
9X50MM*	100	39100.090.050
9X60MM*	50	39100.090.060
9X70MM*	50	39100.090.070
9X80MM	50	39100.090.080
9X90MM*	50	39100.090.090
10X10MM*	100	39100.100.010
10X12MM*	100	39100.100.012
10X14MM*	500	39100.100.014
10X16MM	500	39100.100.016
10X18MM*	100	39100.100.018
10X20MM	50	39100.100.020
10X22MM	50	39100.100.022
10X24MM	50	39100.100.024
10X26MM	50	39100.100.026
10X28MM*	100	39100.100.028
10X30MM	50	39100.100.030
10X32MM	500	39100.100.032
10X35MM	50	39100.100.035
10X36MM	50	39100.100.036
10X40MM	25	39100.100.040
10X45MM	25	39100.100.045
10X50MM	25	39100.100.050
10X55MM	25	39100.100.055
10X60MM	25	39100.100.060
10X65MM*	200	39100.100.065
10X70MM	25	39100.100.070
10X75MM	25	39100.100.075
10X80MM	10	39100.100.080
10X85MM*	100	39100.100.085
10X90MM	10	39100.100.090
10X95MM*	50	39100.100.095
10X100MM	10	39100.100.100
10X110MM*	50	39100.100.110
10X120MM	25	39100.100.120
10X140MM	25	39100.100.140
12X10MM*	25	39100.120.010
12X12MM*	25	39100.120.012
12X14MM*	25	39100.120.014
12X16MM*	25	39100.120.016
12X18MM*	25	39100.120.018
12X20MM	25	39100.120.020
12X22MM*	25	39100.120.022
12X24MM	25	39100.120.024
12X26MM*	25	39100.120.026
12X28MM*	25	39100.120.028
12X30MM	25	39100.120.030
12X32MM	25	39100.120.032
12X36MM	25	39100.120.036
12X40MM	25	39100.120.040
12X45MM	100	39100.120.045
12X50MM	10	39100.120.050
12X55MM	25	39100.120.055
12X60MM	10	39100.120.060
12X65MM	10	39100.120.065
12X70MM	10	39100.120.070
12X75MM*	25	39100.120.075
12X80MM	10	39100.120.080
12X85MM*	25	39100.120.085
12X90MM	10	39100.120.090
12X95MM*	25	39100.120.095
12X100MM	10	39100.120.100
12X120MM	10	39100.120.120
12X130MM*	10	39100.120.130
12X140MM	10	39100.120.140
12X160MM*	10	39100.120.160
12X180MM*	10	39100.120.180
13X20MM*	25	39100.130.020
13X24MM*	25	39100.130.024
13X26MM*	25	39100.130.026
13X28MM*	25	39100.130.028
13X30MM*	25	39100.130.030
13X32MM*	25	39100.130.032
13X36MM*	25	39100.130.036
13X40MM*	25	39100.130.040
13X45MM*	25	39100.130.045
13X50MM*	25	39100.130.050
13X55MM*	25	39100.130.055
13X60MM	25	39100.130.060
13X65MM*	25	39100.130.065
13X70MM	25	39100.130.070
13X75MM*	25	39100.130.075
13X80MM	25	39100.130.080
13X85MM*	25	39100.130.085
13X90MM*	25	39100.130.090
13X95MM*	25	39100.130.095
13X100MM	10	39100.130.100
13X120MM*	10	39100.130.120
13X130MM*	10	39100.130.130
13X140MM*	10	39100.130.140
13X160MM*	10	39100.130.160
13X180MM*	10	39100.130.180
14X12MM*	25	39100.140.012
14X18MM*	25	39100.140.018
14X20MM*	25	39100.140.020
14X24MM*	25	39100.140.024
14X28MM*	25	39100.140.028
14X30MM	25	39100.140.030
14X32MM*	25	39100.140.032
14X36MM*	25	39100.140.036
14X40MM	25	39100.140.040
14X45MM*	25	39100.140.045
14X50MM	25	39100.140.050
14X55MM*	25	39100.140.055
14X60MM	25	39100.140.060
14X65MM*	25	39100.140.065
14X70MM	25	39100.140.070
14X75MM*	25	39100.140.075
14X80MM	25	39100.140.080
14X85MM*	25	39100.140.085
14X90MM	25	39100.140.090
14X100MM	10	39100.140.100
14X120MM	10	39100.140.120
14X140MM*	10	39100.140.140
14X160MM*	10	39100.140.160
14X200MM*	10	39100.140.200
16X10MM*	25	39100.160.010
16X16MM*	25	39100.160.016
16X18MM*	25	39100.160.018
16X20MM*	25	39100.160.020
16X22MM*	25	39100.160.022
16X24MM	25	39100.160.024
16X26MM*	25	39100.160.026
16X28MM*	25	39100.160.028
16X30MM	25	39100.160.030
16X32MM*	25	39100.160.032
16X36MM	5	39100.160.036
16X40MM	5	39100.160.040
16X45MM	25	39100.160.045
16X50MM	5	39100.160.050
16X55MM*	25	39100.160.055
16X60MM	5	39100.160.060
16X65MM	25	39100.160.065
16X70MM	5	39100.160.070
16X75MM	5	39100.160.075
16X80MM	5	39100.160.080
16X85MM*	25	39100.160.085
16X90MM	5	39100.160.090
16X100MM	5	39100.160.100
16X110MM*	10	39100.160.110
16X120MM	5	39100.160.120
16X130MM*	10	39100.160.130
16X140MM	10	39100.160.140
16X150MM*	10	39100.160.150
16X160MM	10	39100.160.160
16X180MM	10	39100.160.180
16X200MM*	10	39100.160.200
18X24MM*	25	39100.180.024
18X30MM*	25	39100.180.030
18X36MM*	25	39100.180.036
18X40MM	25	39100.180.040
18X45MM*	25	39100.180.045
18X50MM	5	39100.180.050
18X55MM*	25	39100.180.055
18X60MM	25	39100.180.060
18X65MM*	25	39100.180.065
18X70MM*	25	39100.180.070
18X75MM*	25	39100.180.075
18X80MM	25	39100.180.080
18X90MM*	10	39100.180.090
18X100MM	10	39100.180.100
18X120MM	10	39100.180.120
18X140MM*	10	39100.180.140
18X160MM*	10	39100.180.160
20X20MM*	25	39100.200.020
20X30MM*	25	39100.200.030
20X32MM*	25	39100.200.032
20X36MM*	25	39100.200.036
20X40MM	25	39100.200.040
20X45MM*	25	39100.200.045
20X50MM	25	39100.200.050
20X55MM*	25	39100.200.055
20X60MM	5	39100.200.060
20X65MM*	25	39100.200.065
20X70MM	5	39100.200.070
20X75MM*	25	39100.200.075
20X80MM	5	39100.200.080
20X85MM	5	39100.200.085
20X90MM	5	39100.200.090
20X95MM	5	39100.200.095
20X100MM	5	39100.200.100
20X120MM	5	39100.200.120
20X130MM*	10	39100.200.130
20X140MM	10	39100.200.140
20X160MM	10	39100.200.160
20X180MM*	10	39100.200.180
20X200MM*	10	39100.200.200
21X16MM*	25	39100.210.016
21X20MM*	25	39100.210.020
21X24MM*	25	39100.210.024
21X26MM*	25	39100.210.026
21X30MM*	25	39100.210.030
21X32MM*	25	39100.210.032
21X36MM*	25	39100.210.036
21X40MM*	25	39100.210.040
21X45MM*	25	39100.210.045
21X50MM*	25	39100.210.050
21X55MM*	25	39100.210.055
21X60MM*	25	39100.210.060
21X65MM*	10	39100.210.065
21X70MM*	10	39100.210.070
21X75MM*	10	39100.210.075
21X80MM*	10	39100.210.080
21X85MM*	10	39100.210.085
21X90MM*	10	39100.210.090
21X95MM*	10	39100.210.095
21X100MM*	10	39100.210.100
21X120MM*	10	39100.210.120
21X130MM*	10	39100.210.130
21X140MM*	10	39100.210.140
21X200MM*	10	39100.210.200
25X32MM*	10	39100.250.032
25X36MM*	10	39100.250.036
25X40MM*	10	39100.250.040
25X50MM*	10	39100.250.050
25X55MM*	10	39100.250.055
25X60MM*	10	39100.250.060
25X65MM*	10	39100.250.065
25X70MM*	10	39100.250.070
25X80MM*	10	39100.250.080
25X85MM*	10	39100.250.085
25X90MM*	10	39100.250.090
25X100MM*	10	39100.250.100
25X120MM*	10	39100.250.120
25X140MM*	10	39100.250.140

FABORY

39100 Spring-type straight pin slotted, heavy duty / Spanbus zware uitvoering / Goupille élastique épaisse ←

d (nom.) x L	✉	Art.number	d (nom.) x L	✉	Art.number	d (nom.) x L	✉	Art.number
25X160MM*	10	39100.250.160	28X100MM*	10	39100.280.100	30X160MM*	10	39100.300.160
25X200MM*	10	39100.250.200	28X120MM*	10	39100.280.120	30X180MM*	10	39100.300.180
			28X140MM*	10	39100.280.140	30X200MM*	10	39100.300.200
28X26MM*	10	39100.280.026	28X160MM*	10	39100.280.160			
28X28MM*	10	39100.280.028	28X200MM*	10	39100.280.200	35X50MM*	10	39100.350.050
28X30MM*	10	39100.280.030				35X60MM*	10	39100.350.060
28X32MM*	10	39100.280.032	30X30MM*	10	39100.300.030	35X80MM*	10	39100.350.080
28X36MM*	10	39100.280.036	30X32MM*	10	39100.300.032	35X90MM*	10	39100.350.090
28X40MM*	10	39100.280.040	30X36MM*	10	39100.300.036	35X100MM*	10	39100.350.100
28X45MM*	10	39100.280.045	30X40MM*	10	39100.300.040			
28X50MM*	10	39100.280.050	30X50MM*	10	39100.300.050	40X50MM*	5	39100.400.050
28X55MM*	10	39100.280.055	30X60MM*	10	39100.300.060	40X55MM*	25	39100.400.055
28X60MM*	10	39100.280.060	30X65MM*	10	39100.300.065	40X60MM*	5	39100.400.060
28X65MM*	10	39100.280.065	30X70MM*	10	39100.300.070	40X70MM*	5	39100.400.070
28X70MM*	10	39100.280.070	30X90MM*	1	39100.300.090	40X80MM*	5	39100.400.080
28X75MM*	10	39100.280.075	30X100MM*	10	39100.300.100	40X90MM*	5	39100.400.090
28X80MM*	10	39100.280.080	30X120MM*	10	39100.300.120	40X100MM*	5	39100.400.100
28X90MM*	10	39100.280.090	30X140MM*	10	39100.300.140			

- Warning: electroplating of these products may cause hydrogen embrittlement.

39105 Spring-type straight pin slotted, heavy duty / Spanbus zware uitvoering / Goupille élastique épaisse L09A

Material Spring steel 420-560 HV30
Surface treatment Zinc plated



d (nom.) x L	✉	Art.number	d (nom.) x L	✉	Art.number	d (nom.) x L	✉	Art.number
3X10MM*	200	39105.030.010	5X16MM*	100	39105.050.016	6X22MM*	100	39105.060.022
3X12MM*	200	39105.030.012	5X20MM	500	39105.050.020	6X24MM*	100	39105.060.024
3X14MM*	200	39105.030.014	5X22MM*	100	39105.050.022	6X26MM*	100	39105.060.026
3X16MM	200	39105.030.016	5X24MM*	100	39105.050.024	6X30MM*	100	39105.060.030
3X20MM*	1.000	39105.030.020	5X26MM*	100	39105.050.026	6X32MM*	100	39105.060.032
			5X30MM	500	39105.050.030	6X36MM*	100	39105.060.036
4X10MM*	200	39105.040.010	5X36MM*	500	39105.050.036	6X40MM	100	39105.060.040
4X12MM	200	39105.040.012						
4X16MM*	200	39105.040.016	6X10MM*	100	39105.060.010	8X10MM*	100	39105.080.010
4X20MM	200	39105.040.020	6X12MM*	100	39105.060.012	8X12MM*	100	39105.080.012
4X24MM	200	39105.040.024	6X14MM*	500	39105.060.014	8X16MM*	100	39105.080.016
4X28MM*	500	39105.040.028	6X16MM*	500	39105.060.016	8X20MM*	100	39105.080.020
			6X20MM	100	39105.060.020	8X24MM*	100	39105.080.024

9

Spring-type straight pin slotted, heavy duty, stainless spring steel

Spanbus zware uitvoering, RVS / Goupille élastique fendue, épaisse, acier à ressort inoxydable

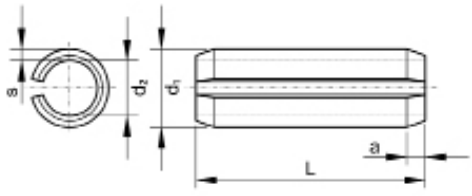

DIN	**≈1481**
ISO	≈8752
NEN	≈2458
BS	≈7060



Technical Data

d (nom.)	a	d_1 (min.)	d_1 (max.)	d_2 ≈	s
1	0.15	1.2	1.3	0.8	0.2
1.5	0.25	1.7	1.8	1.1	0.3
2	0.35	2.3	2.4	1.5	0.4
2.5	0.4	2.8	2.9	1.8	0.5
3	0.5	3.3	3.5	2.1	0.6
3.5	0.6	3.8	4	2.3	0.75
4	0.65	4.4	4.6	2.8	0.8
4.5	0.8	4.9	5.1	2.9	1
5	0.9	5.4	5.6	3.4	1
6	1.2	6.4	6.7	3.9	1.25
8	2	8.5	8.8	5.5	1.5
10	2	10.5	10.8	6.5	2
12	2	12.5	12.8	7.5	2.5
13	2	13.5	13.8	8.5	2.5
14	2	14.4	14.8	8.5	3
16	2	16.5	16.8	10.5	3

- Dimensions d1 and d2 in above table are before mounting.
- For pins with a nominal diameter d ≥ 8 mm a single chamfer configuration is optional at the discretion of the manufacturer.
- The recommended tolerance class for the accommodating hole diameter d (nominal) is H12.

Special features of slotted spring-type straight pins:
- These pins are used to connect two or more construction elements to each other.
- They are highly suitable to absorb shear forces.
- If these pins are employed with bolted joints the below arrangement should be used:

d (nom.) spring-type straight pin	6	8	10	12	16	18
Intended for bolt size	M3	M4	M5	M6	M8	M10
associated washers to DIN 7349	3,2	4,3	5,3	6,4	8,4	10,5

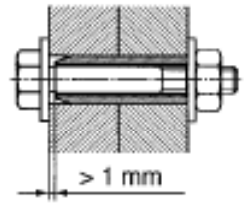

51428 **Spring-type straight pin slotted, heavy duty, stainless spring steel / Spanbus zware uitvoering, RVS / Goupille élastique fendue, épaisse, acier à ressort inoxydable** **R09A**

Material Stainless spring steel



d (nom.) x L	✉	Art.number	d (nom.) x L	✉	Art.number	d (nom.) x L	✉	Art.number
1X4MM*	1.000	51428.010.004	1,5X6MM	200	51428.015.006	2X8MM	200	51428.020.008
1X5MM*	1.000	51428.010.005	1,5X8MM	200	51428.015.008	2X10MM	200	51428.020.010
1X6MM*	1.000	51428.010.006	1,5X10MM	200	51428.015.010	2X12MM	200	51428.020.012
1X8MM*	1.000	51428.010.008	1,5X12MM	200	51428.015.012	2X14MM	1.000	51428.020.014
1X10MM*	1.000	51428.010.010	1,5X14MM*	1.000	51428.015.014	2X16MM	200	51428.020.016
1X12MM*	1.000	51428.010.012	1,5X16MM	200	51428.015.016	2X18MM*	1.000	51428.020.018
1X14MM*	1.000	51428.010.014	1,5X18MM*	1.000	51428.015.018	2X20MM	200	51428.020.020
1X16MM*	1.000	51428.010.016	1,5X20MM	200	51428.015.020	2X22MM*	1.000	51428.020.022
1X18MM*	1.000	51428.010.018				2X24MM	200	51428.020.024
			2X4MM*	1.000	51428.020.004	2X26MM*	1.000	51428.020.026
1,5X4MM*	1.000	51428.015.004	2X5MM*	1.000	51428.020.005	2X30MM	200	51428.020.030
1,5X5MM*	1.000	51428.015.005	2X6MM	200	51428.020.006			

FABORY

51428 **Spring-type straight pin slotted, heavy duty, stainless spring steel / Spanbus zware uitvoering, RVS / Goupille élastique fendue, épaisse, acier à ressort inoxydable** ←

d (nom.) x L	✉	Art.number	d (nom.) x L	✉	Art.number	d (nom.) x L	✉	Art.number
2,5X4MM*	1.000	51428.025.004	4X40MM	100	51428.040.040	8X12MM*	500	51428.080.012
2,5X5MM*	1.000	51428.025.005	4X45MM*	500	51428.040.045	8X14MM*	500	51428.080.014
2,5X6MM*	1.000	51428.025.006	4X50MM	100	51428.040.050	8X16MM*	500	51428.080.016
2,5X8MM*	1.000	51428.025.008				8X18MM*	500	51428.080.018
2,5X10MM*	1.000	51428.025.010	4,5X10MM*	500	51428.045.010	8X20MM*	500	51428.080.020
2,5X12MM	200	51428.025.012	4,5X12MM*	500	51428.045.012	8X22MM*	500	51428.080.022
2,5X14MM	200	51428.025.014	4,5X14MM*	500	51428.045.014	8X24MM*	500	51428.080.024
2,5X16MM	200	51428.025.016	4,5X16MM*	500	51428.045.016	8X26MM*	250	51428.080.026
2,5X18MM*	1.000	51428.025.018	4,5X18MM*	500	51428.045.018	8X28MM*	250	51428.080.028
2,5X20MM	200	51428.025.020	4,5X20MM*	500	51428.045.020	8X30MM	50	51428.080.030
2,5X22MM*	1.000	51428.025.022	4,5X24MM*	500	51428.045.024	8X32MM*	250	51428.080.032
2,5X24MM	200	51428.025.024	4,5X26MM*	500	51428.045.026	8X35MM	50	51428.080.035
2,5X26MM	200	51428.025.026	4,5X28MM*	500	51428.045.028	8X40MM	50	51428.080.040
2,5X28MM	200	51428.025.028	4,5X30MM*	500	51428.045.030	8X45MM*	250	51428.080.045
2,5X30MM	200	51428.025.030	4,5X32MM*	500	51428.045.032	8X50MM	50	51428.080.050
			4,5X36MM*	500	51428.045.036	8X55MM	250	51428.080.055
3X4MM	1.000	51428.030.004	4,5X40MM*	500	51428.045.040	8X60MM	50	51428.080.060
3X5MM*	1.000	51428.030.005	4,5X45MM*	500	51428.045.045	8X65MM*	250	51428.080.065
3X6MM	1.000	51428.030.006	4,5X50MM*	500	51428.045.050	8X70MM	50	51428.080.070
3X8MM	200	51428.030.008				8X75MM*	250	51428.080.075
3X10MM	200	51428.030.010	5X6MM*	500	51428.050.006	8X80MM	50	51428.080.080
3X12MM	200	51428.030.012	5X8MM*	500	51428.050.008	8X85MM*	200	51428.080.085
3X14MM	200	51428.030.014	5X10MM	500	51428.050.010	8X90MM*	100	51428.080.090
3X16MM	200	51428.030.016	5X12MM	500	51428.050.012	8X100MM	50	51428.080.100
3X18MM	200	51428.030.018	5X14MM*	500	51428.050.014			
3X20MM	200	51428.030.020	5X16MM	100	51428.050.016	10X12MM*	500	51428.100.012
3X22MM*	1.000	51428.030.022	5X18MM*	500	51428.050.018	10X14MM*	500	51428.100.014
3X24MM	200	51428.030.024	5X20MM	100	51428.050.020	10X16MM*	500	51428.100.016
3X26 MM	200	51428.030.026	5X22MM	500	51428.050.022	10X18MM*	500	51428.100.018
3X28MM*	1.000	51428.030.028	5X24MM	100	51428.050.024	10X20MM	50	51428.100.020
3X30MM	200	51428.030.030	5X26MM	100	51428.050.026	10X22MM*	500	51428.100.022
3X32MM	200	51428.030.032	5X28MM	100	51428.050.028	10X24MM*	500	51428.100.024
3X35MM	200	51428.030.035	5X30MM	100	51428.050.030	10X25MM*	500	51428.100.025
3X40MM	200	51428.030.040	5X32MM*	500	51428.050.032	10X26MM*	500	51428.100.026
			5X35MM	100	51428.050.035	10X28MM*	500	51428.100.028
3,5X8MM*	1.000	51428.035.008	5X36MM	100	51428.050.036	10X30MM	50	51428.100.030
3,5X10MM*	1.000	51428.035.010	5X40MM	100	51428.050.040	10X32MM*	500	51428.100.032
3,5X12MM*	1.000	51428.035.012	5X45MM	100	51428.050.045	10X35MM	25	51428.100.035
3,5X14MM*	1.000	51428.035.014	5X50MM	100	51428.050.050	10X36MM*	250	51428.100.036
3,5X16MM	1.000	51428.035.016	5X55MM*	250	51428.050.055	10X40MM	25	51428.100.040
3,5X18MM*	1.000	51428.035.018	5X60MM	100	51428.050.060	10X45MM*	250	51428.100.045
3,5X20MM	1.000	51428.035.020	5X65MM*	250	51428.050.065	10X50MM	25	51428.100.050
3,5X22MM*	1.000	51428.035.022	5X70MM	100	51428.050.070	10X55MM*	200	51428.100.055
3,5X24MM*	1.000	51428.035.024				10X60MM	25	51428.100.060
3,5X26MM*	1.000	51428.035.026	6X10MM*	500	51428.060.010	10X65MM*	200	51428.100.065
3,5X28MM*	1.000	51428.035.028	6X12MM	100	51428.060.012	10X70MM	25	51428.100.070
3,5X30MM*	1.000	51428.035.030	6X14MM*	500	51428.060.014	10X75MM*	100	51428.100.075
3,5X32MM*	1.000	51428.035.032	6X16MM	100	51428.060.016	10X80MM	10	51428.100.080
3,5X36MM*	1.000	51428.035.036	6X18MM*	500	51428.060.018	10X85MM*	100	51428.100.085
3,5X40MM*	1.000	51428.035.040	6X20MM	500	51428.060.020	10X90MM*	100	51428.100.090
			6X22MM*	500	51428.060.022	10X95MM*	100	51428.100.095
4X4MM*	500	51428.040.004	6X24MM	100	51428.060.024	10X100MM	10	51428.100.100
4X5MM*	500	51428.040.005	6X26MM	100	51428.060.026	10X120MM*	50	51428.100.120
4X6MM*	500	51428.040.006	6X28MM*	500	51428.060.028			
4X8MM*	500	51428.040.008	6X30MM	100	51428.060.030	12X20MM*	25	51428.120.020
4X10MM	500	51428.040.010	6X32MM	100	51428.060.032	12X30MM	200	51428.120.030
4X12MM	200	51428.040.012	6X35MM	50	51428.060.035	12X36MM*	25	51428.120.036
4X14MM	200	51428.040.014	6X36MM	100	51428.060.036	12X40MM*	25	51428.120.040
4X16MM	200	51428.040.016	6X40MM	100	51428.060.040	12X50MM*	25	51428.120.050
4X18MM	500	51428.040.018	6X45MM	250	51428.060.045	12X70MM*	25	51428.120.070
4X20MM	200	51428.040.020	6X50MM	50	51428.060.050	12X90MM*	25	51428.120.090
4X22MM*	500	51428.040.022	6X55MM*	250	51428.060.055			
4X24MM	200	51428.040.024	6X60MM	50	51428.060.060	13X40MM*	25	51428.130.040
4X26MM	200	51428.040.026	6X65MM*	250	51428.060.065			
4X28MM*	500	51428.040.028	6X70MM	50	51428.060.070	14X36MM*	25	51428.140.036
4X30MM	200	51428.040.030	6X75MM*	250	51428.060.075			
4X32MM	100	51428.040.032	6X80MM	50	51428.060.080	16X36MM*	25	51428.160.036
4X35MM	50	51428.040.035				16X40MM*	25	51428.160.040
4X36MM*	500	51428.040.036	8X10MM*	500	51428.080.010	16X50MM*	25	51428.160.050

9

Clevis pin with head and split pin hole

Gaffelpen met kop en splitpengat / Axe d'articulation avec tête et trou pour goupille cylindrique

DIN 1444

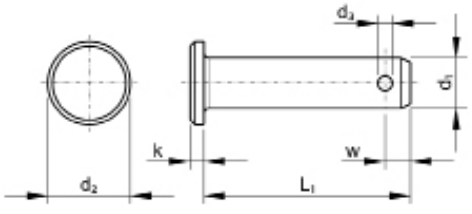



Technical Data

d_1	d_2 (h14)	d_3 (H13)	k (js14)	w
8	14	2	3	3.5
10	18	3.2	4	4.5
12	20	3.2	4	5.5
16	25	4	4.5	6
18	28	5	5	7
20	30	5	5	8

39795 **Clevis pin with head and split pin hole / Gaffelpen met kop en splitpengat / Axe d'articulation avec tête et trou pour goupille cylindrique** **L11A**

Material Free-cutting steel
Surface treatment Zinc plated



d_1 x L_1	✉	Art.number	d_1 x L_1	✉	Art.number	d_1 x L_1	✉	Art.number
8X20MM*	100	39795.080.020	10X60MM*	10	39795.100.060	16X50MM*	10	39795.160.050
8X24MM*	100	39795.080.024	10X70MM*	10	39795.100.070	16X55MM*	10	39795.160.055
8X25MM*	100	39795.080.025				16X60MM*	10	39795.160.060
8X30MM*	100	39795.080.030	12X30MM	10	39795.120.030	16X65MM*	10	39795.160.065
8X35MM*	100	39795.080.035	12X35MM*	10	39795.120.035			
8X50MM*	100	39795.080.050	12X40MM*	10	39795.120.040	18X65MM*	10	39795.180.065
			12X45MM*	10	39795.120.045			
10X25MM*	10	39795.100.025	12X50MM*	10	39795.120.050	20X40MM*	10	39795.200.040
10X30MM*	10	39795.100.030	12X60MM*	10	39795.120.060	20X50MM*	10	39795.200.050
10X35MM*	10	39795.100.035				20X55MM*	10	39795.200.055
10X40MM*	10	39795.100.040	16X40MM*	10	39795.160.040	20X60MM*	10	39795.200.060
10X45MM*	10	39795.100.045	16X45MM*	10	39795.160.045	20X65MM*	10	39795.200.065
10X50MM*	10	39795.100.050						

FABORY

Clevis pin with small head and split pin hole

Gaffelpen met kleine kop en splitpengat / Axe d'articulation avec petite tête et trou pour goupille cylindrique

DIN 1434

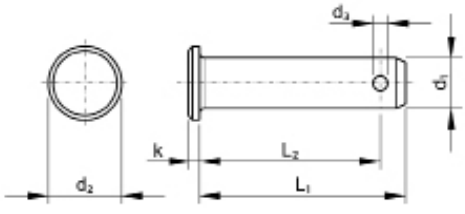



Technical Data

d_1 (h11)	d_1 (H11)	d_2 (h14)	d_3 (H14)	k (js14)	L1 (js15)	L2 (0,5)	z_1	z_2
4	4	6	1	1	12	10	0.5	0.8
5	5	8	1.2	1.5	15	12.3	0.5	0.8
6	6	9	1.6	1.5	18	15.3	0.5	1.0
8	8	12	2.0	2.0	23	19.5	1.0	1.0
10	10	14	3.2	2.0	29	24.5	1.0	1.5
12	12	17	4	3.0	35	29.5	1.5	1.5
14	14	19	4	3.0	40	32.5	1.5	1.5
16	16	20	4	3.5	45	38.2	1.5	1.5
20	20	28	5	4.0	-	-	2.0	1.5

Article groups

Material	Surface treatment	Code	Page
Free-cutting steel	ZPL	39797	9-44
St.st. A2		57579	9-44

39797 **Clevis pin with small head and split pin hole / Gaffelpen met kleine kop en splitpengat / Axe d'articulation avec petite tête et trou pour goupille cylindrique** **L11F**

Material Free-cutting steel
Surface treatment Zinc plated



d_1 x L_1 x L_2	✉	Art.number	d_1 x L_1 x L_2	✉	Art.number	d_1 x L_1 x L_2	✉	Art.number
4X12X10MM	100	39797.040.012	8X23X19.5MM	100	39797.080.022	14X40X32.5MM	25	39797.140.040
5X15X12.3MM	100	39797.050.014	10X29X24.5MM	50	39797.100.028	16X45X38.2MM	10	39797.160.045
6X18X15.3MM	100	39797.060.018	12X35X29.5MM	25	39797.120.035			

57579 **Clevis pin with small head and split pin hole / Gaffelpen met kleine kop en splitpengat / Axe d'articulation avec petite tête et trou pour goupille cylindrique** **L11A**

Material Stainless steel A2



d_1 x L_1 x L_2	✉	Art.number	d_1 x L_1 x L_2	✉	Art.number	d_1 x L_1 x L_2	✉	Art.number
4X12X10MM*	15	57579.040.012	8X23X19.5MM*	15	57579.080.023	16X45X38,2MM*	6	57579.160.045
5X15X12,3MM*	20	57579.050.014	10X29X24.5MM*	10	57579.100.029	20X53X47,0MM*	4	57579.200.053
6X18X15,3MM*	25	57579.060.018	12X35X29,5MM*	7	57579.120.035			

9

Clevis pin with head and split pin hole

Gaffelpen / Axe d'articulation

ISO 2341 B

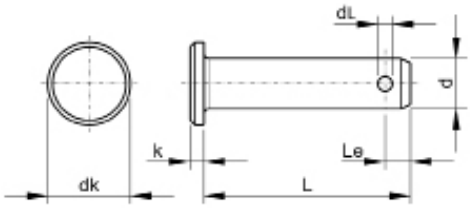



Technical Data

d (h11)	dk (h14)	dL (H13)	k (js14)	Le (min)
8	14	2	3	3.5
10	18	3.2	4	4.5
12	20	3.2	4	5.5
16	25	4	4.5	6
18	28	5	5	7
20	30	5	5	8

39798 **Clevis pin with head and split pin hole / Gaffelpen / Axe d'articulation** **L11A**

Material Free-cutting steel
Surface treatment Zinc plated



d x L	✉	Art.number	d x L	✉	Art.number	d x L	✉	Art.number
8X20MM	100	39798.080.020	10X60MM*	10	39798.100.060	16X50MM*	10	39798.160.050
8X24MM*	100	39798.080.024	10X70MM*	10	39798.100.070	16X55MM	10	39798.160.055
8X25MM*	100	39798.080.025				16X60MM*	10	39798.160.060
8X30MM*	100	39798.080.030	12X30MM*	10	39798.120.030	16X65MM*	10	39798.160.065
8X35MM*	100	39798.080.035	12X35MM	10	39798.120.035			
8X50MM	250	39798.080.050	12X40MM*	10	39798.120.040	18X65MM*	10	39798.180.065
			12X45MM*	10	39798.120.045			
10X25MM*	10	39798.100.025	12X50MM*	10	39798.120.050	20X40MM*	10	39798.200.040
10X30MM	10	39798.100.030	12X60MM	10	39798.120.060	20X50MM*	10	39798.200.050
10X35MM*	10	39798.100.035				20X55MM*	10	39798.200.055
10X40MM	10	39798.100.040	16X40MM*	10	39798.160.040	20X60MM*	10	39798.200.060
10X45MM	10	39798.100.045	16X45MM	10	39798.160.045	20X65MM*	10	39798.200.065
10X50MM	10	39798.100.050						

FABORY

Split pin (cotter pin)

Splitpen / Goupille cylindrique fendue

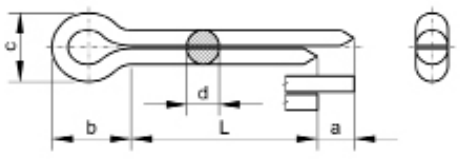

DIN	**94**
ISO	1234
NF	E25-774
NEN	182



Technical Data

d (nom.)	a (max.)	b ≈	c (min.)	c (max.)	d_1 (min.)	d_1 (max.)
1	1.6	3	1.6	1.8	0.8	0.9
1.2	2.5	3	1.7	2	0.9	1
1.6	2.5	3.2	2.4	2.8	1.3	1.4
2	2.5	4	3.2	3.6	1.7	1.8
2.5	2.5	5	4	4.6	2.1	2.3
3.2	3.2	6.4	5.1	5.8	2.7	2.9
3.5 (≠DIN)	3.5	7.2	5.9	6.5	3	3.2
4	4	8	6.5	7.4	3.5	3.7
4.5 (≠DIN)	4	9	7.2	8.2	4	4.2
5	4	10	8	9.2	4.4	4.6
5.5 (≠DIN)	4	12.6	8.6	11	4.9	5.1
6.3	4	12.6	10.3	11.8	5.7	5.9
7 (≠DIN)	4	12.6	11.5	13	6.7	6.5
8	4	16	13.1	15	7.3	7.5
10	6.3	20	16.6	19	9.3	9.5
13	6.3	26	21.7	24.8	12.1	12.4
16	6.3	32	27	30.8	15.1	15.4

- The shape of the split pin ends are at the manufacturer's discretion.
- For stainless steel split pins the type of austenitic stainless steel is at the manufacturer's discretion and may vary from the steel types stated in ISO 3506.
- The recommended tolerance class for the accommodating hole diameter d (nominal) is H13 for d ≤ 1,2 mm and H14 for bigger diameters.
- The tolerance class of the nominal length (L) is js17.

Article groups

Material	Surface treatment	Code	Page
St.	Plain	39310	9-46
St.	ZPL	39350	9-47
St.st. A2		51700	9-48
St.st. A4		55700	9-49
Br.		50210	9-49
Cu		50390	9-50

9

39310 Split pin (cotter pin) / Splitpen / Goupille cylindrique fendue **L09B**

Material Steel
Surface treatment Plain



d (nom.) x L	✉	Art.number	d (nom.) x L	✉	Art.number	d (nom.) x L	✉	Art.number
1X12MM	250	39310.010.012	2X40MM	250	39310.020.040			
1X16MM	250	39310.010.016	2X50MM	250	39310.020.050	3,5X25MM	250	39310.035.025
1X20MM	250	39310.010.020	2X63MM	250	39310.020.063	3,5X30MM	250	39310.035.030
1X25MM	250	39310.010.025				3,5X35MM	250	39310.035.035
1X32MM	250	39310.010.032	2,5X16MM	250	39310.025.016	3,5X40MM	250	39310.035.040
			2,5X20MM	250	39310.025.020	3,5X50MM	250	39310.035.050
1,6X10MM	250	39310.016.010	2,5X25MM	250	39310.025.025	3,5X60MM	250	39310.035.060
1,6X12MM	250	39310.016.012	2,5X32MM	250	39310.025.032	3,5X70MM	250	39310.035.070
1,6X16MM	250	39310.016.016	2,5X40MM	250	39310.025.040	3,5X80MM	250	39310.035.080
1,6X20MM	250	39310.016.020	2,5X50MM	250	39310.025.050			
1,6X25MM	250	39310.016.025	2,5X63MM	250	39310.025.063	4X20MM	250	39310.040.020
1,6X32MM	250	39310.016.032				4X25MM	250	39310.040.025
1,6X40MM	250	39310.016.040	3,2X16MM	250	39310.032.016	4X28MM	250	39310.040.028
1,6X50MM	250	39310.016.050	3,2X20MM	250	39310.032.020	4X32MM	250	39310.040.032
			3,2X25MM	250	39310.032.025	4X40MM	250	39310.040.040
2X16MM	250	39310.020.016	3,2X32MM	250	39310.032.032	4X50MM	200	39310.040.050
2X20MM	250	39310.020.020	3,2X40MM	250	39310.032.040	4X63MM	200	39310.040.063
2X25MM	250	39310.020.025	3,2X50MM	250	39310.032.050	4X80MM	200	39310.040.080
2X32MM	250	39310.020.032	3,2X63MM	250	39310.032.063			

39310 Split pin (cotter pin) / Splitpen / Goupille cylindrique fendue

d (nom.) x L	✉	Art.number	d (nom.) x L	✉	Art.number	d (nom.) x L	✉	Art.number
5X25MM	200	39310.050.025	6,3X80MM	100	39310.063.080	10X63MM	50	39310.100.063
5X32MM	200	39310.050.032	6,3X100MM	100	39310.063.100	10X71MM	50	39310.100.071
5X36MM	200	39310.050.036				10X80MM	50	39310.100.080
5X40MM	200	39310.050.040	7X63MM	100	39310.070.063	10X90MM	25	39310.100.090
5X50MM	200	39310.050.050	7X80MM	100	39310.070.080	10X100MM	25	39310.100.100
5X63MM	100	39310.050.063				10X125MM	25	39310.100.125
5X80MM	100	39310.050.080	8X40MM	100	39310.080.040	10X160MM	25	39310.100.160
5X100MM	100	39310.050.100	8X45MM	100	39310.080.045			
			8X50MM	100	39310.080.050	13X63MM	25	39310.130.063
6,3X25MM	100	39310.063.025	8X63MM	50	39310.080.063	13X80MM	25	39310.130.080
6,3X32MM	100	39310.063.032	8X80MM	50	39310.080.080	13X100MM	25	39310.130.100
6,3X40MM	100	39310.063.040	8X90MM	50	39310.080.090	13X125MM	25	39310.130.125
6,3X50MM	100	39310.063.050	8X100MM	50	39310.080.100	13X140MM	25	39310.130.140
6,3X63MM	100	39310.063.063	8X125MM	50	39310.080.125	13X160MM	25	39310.130.160
6,3X71MM	100	39310.063.071						

39350 Split pin (cotter pin) / Splitpen / Goupille cylindrique fendue L09B

Material Steel
Surface treatment Zinc plated



d (nom.) x L	✉	Art.number	d (nom.) x L	✉	Art.number	d (nom.) x L	✉	Art.number
1X6MM*	1.000	39350.010.006	2,5X12MM*	500	39350.025.012	4X45MM	250	39350.040.045
1X8MM*	1.000	39350.010.008	2,5X14MM	500	39350.025.014	4X50MM	200	39350.040.050
1X10MM*	1.000	39350.010.010	2,5X16MM	250	39350.025.016	4X56MM	200	39350.040.056
1X12MM*	1.000	39350.010.012	2,5X18MM*	500	39350.025.018	4X63MM	200	39350.040.063
1X16MM*	1.000	39350.010.016	2,5X20MM	250	39350.025.020	4X71MM	200	39350.040.071
1X18MM*	1.000	39350.010.018	2,5X22MM	500	39350.025.022	4X80MM	200	39350.040.080
1X20MM*	1.000	39350.010.020	2,5X25MM	250	39350.025.025	4X90MM*	500	39350.040.090
1X22MM*	1.000	39350.010.022	2,5X28MM*	500	39350.025.028	4X100MM	200	39350.040.100
1X25MM	250	39350.010.025	2,5X32MM	250	39350.025.032	4X112MM*	250	39350.040.112
1X32MM	250	39350.010.032	2,5X36MM	250	39350.025.036	4X125MM*	250	39350.040.125
1X40MM*	1.000	39350.010.040	2,5X40MM	250	39350.025.040			
			2,5X45MM	250	39350.025.045	4,5X40MM	200	39350.045.040
1,2X8MM*	1.000	39350.012.008	2,5X50MM	250	39350.025.050	4,5X50MM	200	39350.045.050
1,2X10MM	1.000	39350.012.010	2,5X56MM*	500	39350.025.056	4,5X63MM	200	39350.045.063
1,2X12MM	1.000	39350.012.012	2,5X63MM	250	39350.025.063	4,5X71MM	200	39350.045.071
1,2X14MM*	1.000	39350.012.014						
1,2X16MM*	1.000	39350.012.016	3,2X10MM*	500	39350.032.010	5X20MM*	250	39350.050.020
1,2X20MM*	1.000	39350.012.020	3,2X12MM*	500	39350.032.012	5X22MM*	250	39350.050.022
1,2X25MM*	1.000	39350.012.025	3,2X14MM	500	39350.032.014	5X25MM	200	39350.050.025
1,2X32MM*	1.000	39350.012.032	3,2X16MM	250	39350.032.016	5X28MM	250	39350.050.028
1,2X36MM*	1.000	39350.012.036	3,2X18MM	500	39350.032.018	5X32MM	200	39350.050.032
1,2X40MM*	1.000	39350.012.040	3,2X20MM	250	39350.032.020	5X36MM	200	39350.050.036
			3,2X22MM	500	39350.032.022	5X40MM	200	39350.050.040
1,6X8MM*	1.000	39350.016.008	3,2X25MM	250	39350.032.025	5X45MM	200	39350.050.045
1,6X10MM	250	39350.016.010	3,2X28MM	250	39350.032.028	5X50MM	200	39350.050.050
1,6X12MM	250	39350.016.012	3,2X32MM	250	39350.032.032	5X56MM	200	39350.050.056
1,6X14MM*	1.000	39350.016.014	3,2X36MM	250	39350.032.036	5X63MM	100	39350.050.063
1,6X16MM	250	39350.016.016	3,2X40MM	250	39350.032.040	5X71MM	100	39350.050.071
1,6X18MM*	1.000	39350.016.018	3,2X45MM	250	39350.032.045	5X80MM	100	39350.050.080
1,6X20MM	250	39350.016.020	3,2X50MM	250	39350.032.050	5X90MM	100	39350.050.090
1,6X22MM*	1.000	39350.016.022	3,2X56MM*	500	39350.032.056	5X100MM	100	39350.050.100
1,6X25MM	250	39350.016.025	3,2X63MM	250	39350.032.063	5X112MM*	250	39350.050.112
1,6X28MM*	1.000	39350.016.028	3,2X71MM*	500	39350.032.071	5X125MM*	250	39350.050.125
1,6X32MM	250	39350.016.032				5X210MM*	50	39350.050.210
1,6X36MM*	1.000	39350.016.036	3,5X20MM	250	39350.035.020			
1,6X40MM	250	39350.016.040	3,5X25MM	250	39350.035.025	5,5X50MM*	250	39350.055.050
1,6X50MM	250	39350.016.050	3,5X30MM	250	39350.035.030			
			3,5X32MM	250	39350.035.032	6,3X25MM*	250	39350.063.025
2X8MM*	1.000	39350.020.008	3,5X35MM	250	39350.035.035	6,3X32MM	100	39350.063.032
2X10MM*	1.000	39350.020.010	3,5X36MM	250	39350.035.036	6,3X36MM	100	39350.063.036
2X12MM	1.000	39350.020.012	3,5X40MM	250	39350.035.040	6,3X40MM	100	39350.063.040
2X14MM*	1.000	39350.020.014	3,5X50MM	250	39350.035.050	6,3X45MM	100	39350.063.045
2X16MM	250	39350.020.016	3,5X60MM	250	39350.035.060	6,3X50MM	100	39350.063.050
2X18MM	250	39350.020.018	3,5X63MM	250	39350.035.063	6,3X56MM	100	39350.063.056
2X20MM	250	39350.020.020	3,5X70MM	250	39350.035.070	6,3X63MM	100	39350.063.063
2X22MM*	1.000	39350.020.022	3,5X80MM	250	39350.035.080	6,3X71MM	100	39350.063.071
2X25MM	250	39350.020.025				6,3X80MM	100	39350.063.080
2X28MM*	1.000	39350.020.028	4X15MM*	500	39350.040.015	6,3X90MM	100	39350.063.090
2X32MM	250	39350.020.032	4X18MM*	500	39350.040.018	6,3X100MM	100	39350.063.100
2X36MM	250	39350.020.036	4X20MM	250	39350.040.020	6,3X112MM	250	39350.063.112
2X40MM	250	39350.020.040	4X22MM*	500	39350.040.022	6,3X125MM	100	39350.063.125
2X45MM*	1.000	39350.020.045	4X25MM	250	39350.040.025	6,3X140MM*	250	39350.063.140
2X50MM	250	39350.020.050	4X28MM	250	39350.040.028			
2X63MM	250	39350.020.063	4X32MM	250	39350.040.032	7X71MM	100	39350.070.071
			4X36MM	250	39350.040.036			
2,5X10MM*	500	39350.025.010	4X40MM	250	39350.040.040	8X40MM	100	39350.080.040

9

FABORY

39350 Split pin (cotter pin) / Splitpen / Goupille cylindrique fendue

d (nom.) x L	✉	Art.number	d (nom.) x L	✉	Art.number	d (nom.) x L	✉	Art.number
8X45MM	100	39350.080.045	10X80MM	50	39350.100.080	13X125MM	25	39350.130.125
8X50MM	100	39350.080.050	10X90MM	25	39350.100.090	13X140MM	25	39350.130.140
8X56MM	100	39350.080.056	10X100MM	25	39350.100.100	13X160MM	25	39350.130.160
8X63MM	50	39350.080.063	10X112MM	25	39350.100.112	13X180MM*	25	39350.130.180
8X71MM	50	39350.080.071	10X125MM	25	39350.100.125	13X200MM*	25	39350.130.200
8X80MM	50	39350.080.080	10X140MM	25	39350.100.140	13X250MM*	25	39350.130.250
8X90MM	50	39350.080.090	10X160MM	25	39350.100.160			
8X100MM	50	39350.080.100	10X180MM	25	39350.100.180	16X125MM*	25	39350.160.125
8X112MM	50	39350.080.112	10X200MM	25	39350.100.200	16X140MM*	25	39350.160.140
8X125MM	50	39350.080.125				16X160MM*	25	39350.160.160
8X140MM	50	39350.080.140	13X71MM	25	39350.130.071	16X180MM*	25	39350.160.180
			13X80MM	25	39350.130.080	16X200MM*	25	39350.160.200
10X56MM	100	39350.100.056	13X90MM*	25	39350.130.090	16X250MM*	25	39350.160.250
10X63MM	50	39350.100.063	13X100MM	25	39350.130.100			
10X71MM	50	39350.100.071	13X112MM	25	39350.130.112			

51700 Split pin (cotter pin) / Splitpen / Goupille cylindrique fendue R09A

Material Stainless steel A2



d (nom.) x L	✉	Art.number	d (nom.) x L	✉	Art.number	d (nom.) x L	✉	Art.number
1X6MM*	1.000	51700.010.006	2X32MM	250	51700.020.032			
1X8MM*	1.000	51700.010.008	2X36MM*	1.000	51700.020.036	5X20MM*	250	51700.050.020
1X10MM	250	51700.010.010	2X40MM	250	51700.020.040	5X22MM*	250	51700.050.022
1X12MM	250	51700.010.012	2X45MM*	1.000	51700.020.045	5X25MM	50	51700.050.025
1X14MM*	1.000	51700.010.014	2X50MM	250	51700.020.050	5X28MM*	250	51700.050.028
1X16MM	250	51700.010.016				5X32MM	50	51700.050.032
1X18MM*	1.000	51700.010.018	2,5X10MM	100	51700.025.010	5X36MM	50	51700.050.036
1X20MM	250	51700.010.020	2,5X12MM*	1.000	51700.025.012	5X40MM	50	51700.050.040
1X22MM*	1.000	51700.010.022	2,5X14MM*	1.000	51700.025.014	5X45MM	250	51700.050.045
1X25MM	250	51700.010.025	2,5X16MM	100	51700.025.016	5X50MM	50	51700.050.050
1X28MM*	1.000	51700.010.028	2,5X18MM*	1.000	51700.025.018	5X56MM*	250	51700.050.056
1X32MM	250	51700.010.032	2,5X20MM	100	51700.025.020	5X63MM	50	51700.050.063
1X36MM*	1.000	51700.010.036	2,5X22MM*	1.000	51700.025.022	5X71MM	50	51700.050.071
1X40MM	250	51700.010.040	2,5X25MM	100	51700.025.025	5X80MM	50	51700.050.080
1X45MM*	1.000	51700.010.045	2,5X28MM*	1.000	51700.025.028	5X90MM*	250	51700.050.090
			2,5X32MM	100	51700.025.032	5X100MM	50	51700.050.100
1,2X8MM*	1.000	51700.012.008	2,5X36MM*	1.000	51700.025.036			
1,2X10MM*	1.000	51700.012.010	2,5X40MM	100	51700.025.040	6,3X20MM*	250	51700.063.020
1,2X12MM*	1.000	51700.012.012	2,5X45MM*	1.000	51700.025.045	6,3X25MM	50	51700.063.025
1,2X14MM*	1.000	51700.012.014	2,5X50MM	100	51700.025.050	6,3X32MM	50	51700.063.032
1,2X16MM*	1.000	51700.012.016				6,3X36MM*	250	51700.063.036
1,2X18MM*	1.000	51700.012.018	3,2X16MM	100	51700.032.016	6,3X40MM	50	51700.063.040
1,2X20MM*	1.000	51700.012.020	3,2X18MM*	500	51700.032.018	6,3X45MM*	250	51700.063.045
1,2X22MM*	1.000	51700.012.022	3,2X20MM	100	51700.032.020	6,3X50MM	50	51700.063.050
1,2X25MM*	1.000	51700.012.025	3,2X22MM	500	51700.032.022	6,3X56MM*	250	51700.063.056
1,2X32MM*	1.000	51700.012.032	3,2X25MM	100	51700.032.025	6,3X63MM	50	51700.063.063
1,2X40MM*	1.000	51700.012.040	3,2X28MM*	500	51700.032.028	6,3X71MM	50	51700.063.071
			3,2X32MM	100	51700.032.032	6,3X80MM	50	51700.063.080
1,6X6MM*	1.000	51700.016.006	3,2X36MM	100	51700.032.036	6,3X90MM	250	51700.063.090
1,6X8MM*	1.000	51700.016.008	3,2X40MM	100	51700.032.040	6,3X100MM	50	51700.063.100
1,6X10MM	250	51700.016.010	3,2X45MM	100	51700.032.045			
1,6X12MM	250	51700.016.012	3,2X50MM	100	51700.032.050	8X32MM*	100	51700.080.032
1,6X14MM*	1.000	51700.016.014	3,2X56MM*	500	51700.032.056	8X40MM	25	51700.080.040
1,6X16MM	250	51700.016.016	3,2X63MM	100	51700.032.063	8X45MM*	100	51700.080.045
1,6X18MM*	1.000	51700.016.018	3,2X71MM*	500	51700.032.071	8X50MM	25	51700.080.050
1,6X20MM	250	51700.016.020	3,2X80MM	500	51700.032.080	8X56MM	100	51700.080.056
1,6X22MM*	1.000	51700.016.022				8X63MM	25	51700.080.063
1,6X25MM	250	51700.016.025	4X16MM*	500	51700.040.016	8X71MM*	100	51700.080.071
1,6X28MM*	1.000	51700.016.028	4X18MM*	500	51700.040.018	8X80MM	25	51700.080.080
1,6X32MM	250	51700.016.032	4X20MM	100	51700.040.020	8X100MM	25	51700.080.100
1,6X36MM*	1.000	51700.016.036	4X22MM*	500	51700.040.022	8X125MM*	100	51700.080.125
1,6X40MM	250	51700.016.040	4X25MM	100	51700.040.025			
1,6X45MM*	1.000	51700.016.045	4X28MM	100	51700.040.028	10X32MM*	100	51700.100.032
			4X32MM	100	51700.040.032	10X40MM*	100	51700.100.040
2X6MM*	1.000	51700.020.006	4X36MM	100	51700.040.036	10X50MM*	100	51700.100.050
2X10MM	250	51700.020.010	4X40MM	100	51700.040.040	10X56MM*	100	51700.100.056
2X12MM	1.000	51700.020.012	4X45MM	100	51700.040.045	10X63MM	25	51700.100.063
2X14MM*	1.000	51700.020.014	4X50MM	100	51700.040.050	10X71MM*	100	51700.100.071
2X16MM	250	51700.020.016	4X56MM	500	51700.040.056	10X80MM	25	51700.100.080
2X18MM	250	51700.020.018	4X63MM	100	51700.040.063	10X90MM*	100	51700.100.090
2X20MM	250	51700.020.020	4X71MM*	500	51700.040.071	10X100MM	25	51700.100.100
2X22MM	1.000	51700.020.022	4X80MM	100	51700.040.080	10X125MM	25	51700.100.125
2X25MM	250	51700.020.025	4X90MM*	500	51700.040.090	10X180MM	25	51700.100.180
2X28MM*	1.000	51700.020.028	4X100MM*	500	51700.040.100			

- Other types of stainless steel than specified (but with equal properties) may be supplied at the discretion of the manufacturer.

55700 Split pin (cotter pin) / Splitpen / Goupille cylindrique fendue R49A

Material Stainless steel A4



d (nom.) x L	✉	Art.number	d (nom.) x L	✉	Art.number	d (nom.) x L	✉	Art.number
1X8MM*	1.000	55700.010.008	2,5X18MM*	1.000	55700.025.018	5X25MM	50	55700.050.025
1X10MM	250	55700.010.010	2,5X20MM	100	55700.025.020	5X28MM*	250	55700.050.028
1X12MM*	1.000	55700.010.012	2,5X22MM*	1.000	55700.025.022	5X32MM	50	55700.050.032
1X16MM*	100	55700.010.016	2,5X25MM	100	55700.025.025	5X36MM*	250	55700.050.036
1X18MM*	1.000	55700.010.018	2,5X28MM*	1.000	55700.025.028	5X40MM	50	55700.050.040
1X20MM	250	55700.010.020	2,5X32MM	100	55700.025.032	5X45MM	250	55700.050.045
1X25MM	250	55700.010.025	2,5X36MM*	1.000	55700.025.036	5X50MM	50	55700.050.050
			2,5X40MM	100	55700.025.040	5X56MM*	250	55700.050.056
1,2X8MM*	1.000	55700.012.008	2,5X45MM*	1.000	55700.025.045	5X63MM	50	55700.050.063
1,2X10MM*	1.000	55700.012.010	2,5X50MM	100	55700.025.050	5X71MM*	250	55700.050.071
1,2X12MM*	1.000	55700.012.012				5X80MM	50	55700.050.080
1,2X16MM*	1.000	55700.012.016	3,2X12MM*	500	55700.032.012	5X90MM*	250	55700.050.090
1,2X20MM*	1.000	55700.012.020	3,2X16MM	100	55700.032.016	5X100MM	50	55700.050.100
1,2X25MM*	1.000	55700.012.025	3,2X18MM*	500	55700.032.018			
1,2X32MM*	1.000	55700.012.032	3,2X20MM	100	55700.032.020	6,3X25MM	50	55700.063.025
			3,2X22MM	500	55700.032.022	6,3X32MM*	250	55700.063.032
1,6X6MM*	1.000	55700.016.006	3,2X25MM	100	55700.032.025	6,3X36MM*	250	55700.063.036
1,6X8MM*	1.000	55700.016.008	3,2X28MM*	500	55700.032.028	6,3X40MM	50	55700.063.040
1,6X10MM	250	55700.016.010	3,2X32MM	100	55700.032.032	6,3X45MM	250	55700.063.045
1,6X12MM	250	55700.016.012	3,2X36MM	500	55700.032.036	6,3X50MM	50	55700.063.050
1,6X16MM	250	55700.016.016	3,2X40MM	100	55700.032.040	6,3X56MM*	250	55700.063.056
1,6X18MM*	1.000	55700.016.018	3,2X45MM*	500	55700.032.045	6,3X63MM	50	55700.063.063
1,6X20MM	250	55700.016.020	3,2X50MM	100	55700.032.050	6,3X71MM	250	55700.063.071
1,6X22MM*	1.000	55700.016.022	3,2X56MM*	500	55700.032.056	6,3X80MM	50	55700.063.080
1,6X25MM	250	55700.016.025	3,2X63MM	100	55700.032.063	6,3X90MM*	250	55700.063.090
1,6X28MM*	1.000	55700.016.028				6,3X100MM	50	55700.063.100
1,6X32MM	250	55700.016.032	4X16MM*	500	55700.040.016			
1,6X40MM*	1.000	55700.016.040	4X20MM	100	55700.040.020	8X32MM*	100	55700.080.032
			4X22MM*	500	55700.040.022	8X36MM*	100	55700.080.036
2X10MM	250	55700.020.010	4X25MM	100	55700.040.025	8X40MM	25	55700.080.040
2X12MM	1.000	55700.020.012	4X28MM*	500	55700.040.028	8X45MM*	100	55700.080.045
2X16MM	250	55700.020.016	4X32MM	100	55700.040.032	8X50MM	25	55700.080.050
2X18MM*	1.000	55700.020.018	4X36MM	500	55700.040.036	8X56MM*	100	55700.080.056
2X20MM	250	55700.020.020	4X40MM	100	55700.040.040	8X63MM	25	55700.080.063
2X22MM*	1.000	55700.020.022	4X45MM*	500	55700.040.045	8X71MM*	100	55700.080.071
2X25MM	250	55700.020.025	4X50MM	100	55700.040.050	8X80MM	25	55700.080.080
2X28MM*	1.000	55700.020.028	4X56MM*	500	55700.040.056	8X90MM*	100	55700.080.090
2X32MM	250	55700.020.032	4X63MM	100	55700.040.063	8X100MM	25	55700.080.100
2X36MM*	1.000	55700.020.036	4X71MM*	500	55700.040.071			
2X40MM	250	55700.020.040	4X80MM	100	55700.040.080	10X40MM*	100	55700.100.040
2X45MM*	1.000	55700.020.045	4X90MM*	500	55700.040.090	10X63MM	25	55700.100.063
2X50MM	250	55700.020.050	4X100MM*	500	55700.040.100	10X71MM	100	55700.100.071
						10X80MM	25	55700.100.080
2,5X10MM	100	55700.025.010	5X18MM*	250	55700.050.018	10X90MM*	100	55700.100.090
2,5X12MM*	1.000	55700.025.012	5X20MM*	250	55700.050.020	10X100MM	25	55700.100.100
2,5X16MM	100	55700.025.016	5X22MM*	250	55700.050.022	10X125MM	25	55700.100.125

- Other types of stainless steel than specified (but with equal properties) may be supplied at the discretion of the manufacturer.

50210 Split pin (cotter pin) / Splitpen / Goupille cylindrique fendue M11F

Material Brass



d (nom.) x L	✉	Art.number	d (nom.) x L	✉	Art.number	d (nom.) x L	✉	Art.number
1,6X20MM*	200	50210.016.020	2,5X40MM	500	50210.025.040	4X50MM*	100	50210.040.050
1,6X25MM*	200	50210.016.025	2,5X50MM	500	50210.025.050	4X63MM	250	50210.040.063
1,6X32MM	1.000	50210.016.032						
1,6X40MM	500	50210.016.040	3,2X25MM*	100	50210.032.025	5X40MM	100	50210.050.040
			3,2X32MM*	100	50210.032.032	5X50MM	100	50210.050.050
2X25MM	500	50210.020.025	3,2X40MM	250	50210.032.040	5X63MM	100	50210.050.063
2X32MM	500	50210.020.032	3,2X50MM	250	50210.032.050	5X80MM	250	50210.050.080
2X40MM	500	50210.020.040	3,2X63MM	250	50210.032.063			
2X50MM	500	50210.020.050				6,3X63MM	100	50210.063.063
			4X25MM	250	50210.040.025	6,3X80MM	250	50210.063.080
2,5X25MM	1.000	50210.025.025	4X32MM	250	50210.040.032	6,3X100MM	100	50210.063.100
2,5X32MM	500	50210.025.032	4X40MM	250	50210.040.040			

9

FABORY

50390 **Split pin (cotter pin) / Splitpen / Goupille cylindrique fendue** **M11F**

Material Copper



d (nom.) x L	✉	Art.number	d (nom.) x L	✉	Art.number	d (nom.) x L	✉	Art.number
2X32MM	500	50390.020.032	3,2X50MM	250	50390.032.050			
2X40MM	500	50390.020.040	3,2X63MM	250	50390.032.063	5X40MM	100	50390.050.040
						5X50MM	100	50390.050.050
2,5X32MM	1.000	50390.025.032	4X32MM	250	50390.040.032	5X63MM*	100	50390.050.063
2,5X40MM	500	50390.025.040	4X40MM	250	50390.040.040	5X80MM	100	50390.050.080
			4X50MM	250	50390.040.050			
3,2X32MM*	100	50390.032.032	4X63MM*	100	50390.040.063	6,3X63MM	100	50390.063.063
3,2X40MM	250	50390.032.040	4X80MM	500	50390.040.080	6,3X80MM	100	50390.063.080

Spring cotter pin, single

Verende borgclip enkel / Ressort épingle simple

DIN **≈11024**

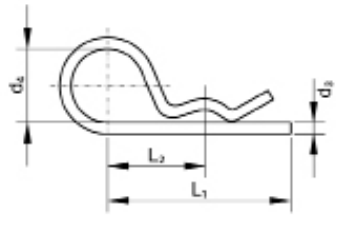



Technical Data

d_1 (nom.) = hole ø	For shaft ø d_2 >	For shaft ø d_2 ≤	d_3	d_4	L_1	L_2
2.5	9	14	2	10	50	25
3.5	10	16	3	18	60	28
4.5	16	20	4	20	60	30
6	20	28	5	24	85	40
7	28	40	6	30	105	50
8	28	45	7	30	105	50
9	30	45	8	28	110	55

9

Assembly data

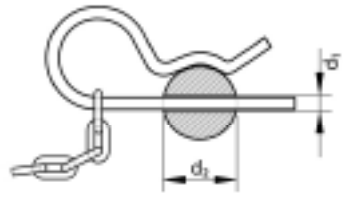

For the hole diameter, d_1 (nominal), tolerance class H13 is recommended.
It is also recommended to connect the spring cotter pin with the unit to be locked so that it cannot be lost.

Article groups

Material	Surface treatment	Code	Page
Spring steel	ZPL	39608	9-50
St.st. A2		51970	9-51

39608 **Spring cotter pin, single / Verende borgclip enkel / Ressort épingle simple** **L11E**

Material Spring steel
Surface treatment Zinc plated



d_1 (=d_3)	✉	Art.number	d_1 (=d_3)	✉	Art.number	d_1 (=d_3)	✉	Art.number
2,5 (=2 MM)	250	39608.020.001	6 (=5 MM)	100	39608.050.001	8 (=7 MM)	25	39608.070.001
3,5 (=3 MM)	250	39608.030.001	7 (=6 MM)	50	39608.060.001	9 (=8 MM)	25	39608.080.001
4,5 (=4 MM)	100	39608.040.001						

39608 Spring cotter pin, single / Verende borgclip enkel / Ressort épingle simple ←

- Depending on manufacturer and availability parts with slightly different dimensions but with equal functionality may be supplied
- Warning: electroplating of these products may cause hydrogen embrittlement.

51970 Spring cotter pin, single / Verende borgclip enkel / Ressort épingle simple R09A

Material Stainless steel A2



d_1 (=d_3)	✉	Art.number	d_1 (=d_3)	✉	Art.number	d_1 (=d_3)	✉	Art.number
2,5 (=2 MM)	50	51970.020.001	4,5 (=4 MM)	25	51970.040.001	7 (=6 MM)	25	51970.060.001
3,5 (=3 MM)	50	51970.030.001	6 (=5 MM)	25	51970.050.001	M8*	10	51970.080.001

- Depending on manufacturer and availability parts with slightly different dimensions but with equal functionality may be supplied

Spring cotter pin,double

Verende borgclip dubbel / Ressort épingle double

DIN 11024

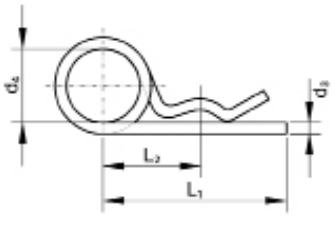



Technical Data

d_1 (nom.) = hole ø	For shaft ø d_2 >	For shaft ø d_2 ≤	d_3	d_4	L_1	L_2
2.5	9	11.2	2.25	20	42	24
3.2	11.2	14	2.8	20	48	26
4	14	20	3.6	20	64	32
5	20	26	4.5	25	80	39
6.3	26	34	5.6	25	97	45
7	34	45	6.3	30	125	56
8	45	56	7	30	150	63

Assembly data

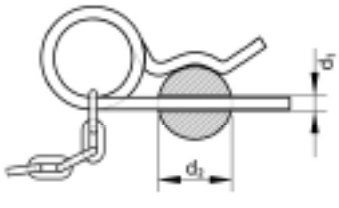

For the hole diameter, d_1 (nominal), tolerance class H13 is recommended.
It is also recommended to connect the spring cotter pin with the unit to be locked so that it cannot be lost.

Article groups

Material	Surface treatment	Code	Page
Spring steel	ZPL	39631	9-51
St.st. A4		55970	9-52

39631 Spring cotter pin,double / Verende borgclip dubbel / Ressort épingle double L11E

Material Spring steel
Surface treatment Zinc plated



d_1 (=d_3)	✉	Art.number	d_1 (=d_3)	✉	Art.number	d_1 (=d_3)	✉	Art.number
2,5 (=2,25MM)	250	39631.025.001	4 (=3,6MM)	100	39631.040.001	6,3 (=5,6MM)	25	39631.063.001
3,2(=2,8MM)	250	39631.032.001	5 (=4,5MM)	100	39631.050.001	7 (=6,3MM)	25	39631.070.001

- Warning: electroplating of these products may cause hydrogen embrittlement.

55970 **Spring cotter pin,double / Verende borgclip dubbel / Ressort épingle double** **R09A**

Material Stainless steel A4



d_1 (=d_3)		Art.number	d_1 (=d_3)		Art.number	d_1 (=d_3)		Art.number
3,2 (=2,8MM)	50	55970.032.001	5 (=4,5MM)	50	55970.050.001	8 (=7MM)	10	55970.080.001
4 (=3,6MM)	50	55970.040.001	7 (=6,3MM)	10	55970.070.001			

Bright key steel length 1 meter

Blank spieënstaal lengte 1 meter / Acier étiré pour clavettes longueur 1 mètre

DIN 6880

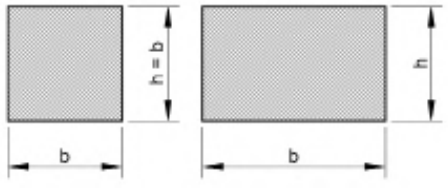

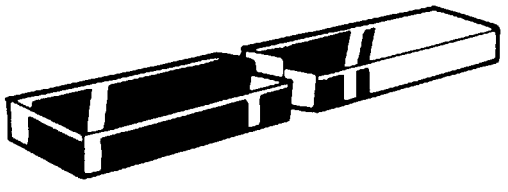

- Bright key steel is descaled, cold drawn steel with a relatively smooth surface and correspondingly high dimensional accuracy, and is intended for the production of parallel- and gib head keys.
- For square key steel the tolerance class for both dimension b and h is h9. For rectangular key steel the tolerance class for dimension b is h9 and for dimension h it is h11, with the exception of the sizes 10X8, 12X8 and 12X10, for which it is h9.

Article groups

Material	Surface treatment	Code	Page
St. C45+C	Plain	39270	9-52
St.st. A5 (1.4571)		55512	9-52

39270 **Bright key steel length 1 meter / Blank spieënstaal lengte 1 meter / Acier étiré pour clavettes longueur 1 mètre** **L11B**

Material Steel C45+C
Surface treatment Plain



b x h		Art.number	b x h		Art.number	b x h		Art.number
3X3MM	2	39270.033.001	12X8MM	2	39270.128.001	20X20MM	1	39270.220.001
4X4MM	2	39270.044.001	12X12MM	2	39270.132.001	22X14MM	1	39270.234.001
5X5MM	2	39270.055.001	14X9MM	1	39270.149.001	22X22MM	1	39270.242.001
6X6MM	2	39270.066.001	14X14MM	1	39270.154.001	25X14MM	1	39270.264.001
7X7MM	2	39270.077.001	16X10MM	1	39270.170.001	28X16MM	1	39270.296.001
8X7MM	2	39270.087.001	16X16MM	1	39270.176.001	32X18MM	1	39270.338.001
8X8MM	2	39270.088.001	18X11MM	1	39270.191.001	36X20MM	1	39270.380.001
10X8MM	2	39270.108.001	18X18MM	1	39270.198.001	40X22MM	1	39270.422.001
10X10MM	2	39270.110.001	20X12MM	1	39270.212.001	45X25MM	1	39270.475.001

55512 **Bright key steel length 1 meter / Blank spieënstaal lengte 1 meter / Acier étiré pour clavettes longueur 1 mètre** **R49A**

Material Stainless steel A5 (1.4571)



b x h		Art.number	b x h		Art.number	b x h		Art.number
4X4MM	2	55512.044.001	12X8MM	2	55512.128.001	20X12MM	1	55512.212.001
5X5MM	2	55512.055.001	14X9MM	1	55512.149.001	22X14MM	1	55512.234.001
6X6MM	2	55512.066.001	16X10MM	1	55512.170.001	25X14MM	1	55512.264.001
8X7MM	2	55512.087.001	18X11MM	1	55512.191.001	28X16MM	1	55512.296.001
10X8MM	2	55512.108.001						

Parallel key high type

Vlakke inlegspie met ronde einden hoog type / Clavette parallèle type haut

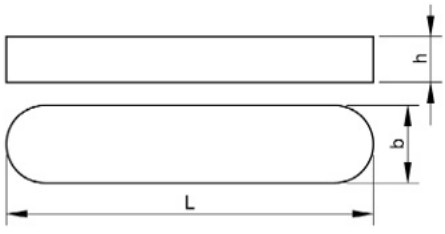

DIN	**6885 A**
ISO	773
NEN	2430
BS	4235-1



Technical Data

b	For shaft ø >	For shaft ø ≤	h	b	For shaft ø >	For shaft ø ≤	h
2	6	8	2	18	58	65	11
3	8	10	3	20	65	75	12
4	10	12	4	22	75	85	14
5	12	17	5	25	85	95	14
6	17	22	6	28	95	110	16
8	22	30	7	32	110	130	18
10	30	38	8	36	130	150	20
12	38	44	8	40	150	170	22
14	44	50	9	45	170	200	25
16	50	58	10	50	200	230	28

- Tolerance classes for dimensions b and h according to DIN 6880.

Article groups

Material	Surface treatment	Code	Page
St. C45+C	Plain	39250	9-53
St.st. A4		55510	9-55
St.st. A5 (1.4571)		53710	9-56

39250 **Parallel key high type / Vlakke inlegspie met ronde einden hoog type / Clavette parallèle type haut** **L11B**

Material Steel C45+C
Surface treatment Plain



b x h x L	✉	Art.number	b x h x L	✉	Art.number	b x h x L	✉	Art.number
2X2X6MM	50	39250.022.006	4X4X10MM	50	39250.044.010	5X5X50MM	50	39250.055.050
2X2X8MM	50	39250.022.008	4X4X12MM	50	39250.044.012	5X5X55MM	50	39250.055.055
2X2X10MM	50	39250.022.010	4X4X14MM	50	39250.044.014	5X5X56MM	50	39250.055.056
2X2X12MM	50	39250.022.012	4X4X15MM	50	39250.044.015	5X5X60MM	50	39250.055.060
2X2X14MM	50	39250.022.014	4X4X16MM	50	39250.044.016	5X5X63MM	50	39250.055.063
2X2X16MM	50	39250.022.016	4X4X18MM	50	39250.044.018	5X5X70MM	50	39250.055.070
2X2X18MM	50	39250.022.018	4X4X20MM	50	39250.044.020	5X5X80MM	50	39250.055.080
2X2X20MM	50	39250.022.020	4X4X22MM	50	39250.044.022			
2X2X22MM	50	39250.022.022	4X4X25MM	50	39250.044.025	6X6X10MM	50	39250.066.010
2X2X25MM	50	39250.022.025	4X4X28MM	50	39250.044.028	6X6X12MM	50	39250.066.012
2X2X28MM	50	39250.022.028	4X4X30MM	50	39250.044.030	6X6X14MM	50	39250.066.014
2X2X30MM	50	39250.022.030	4X4X32MM	50	39250.044.032	6X6X15MM	50	39250.066.015
2X2X36MM	50	39250.022.036	4X4X35MM	50	39250.044.035	6X6X16MM	50	39250.066.016
2X2X40MM	50	39250.022.040	4X4X36MM	50	39250.044.036	6X6X18MM	50	39250.066.018
			4X4X40MM	50	39250.044.040	6X6X20MM	50	39250.066.020
3X3X6MM	50	39250.033.006	4X4X45MM	50	39250.044.045	6X6X22MM	50	39250.066.022
3X3X8MM	50	39250.033.008	4X4X50MM	50	39250.044.050	6X6X25MM	50	39250.066.025
3X3X10MM	50	39250.033.010				6X6X28MM	50	39250.066.028
3X3X12MM	50	39250.033.012	5X5X10MM	50	39250.055.010	6X6X30MM	50	39250.066.030
3X3X14MM	50	39250.033.014	5X5X12MM	50	39250.055.012	6X6X32MM	50	39250.066.032
3X3X15MM	50	39250.033.015	5X5X14MM	50	39250.055.014	6X6X35MM	50	39250.066.035
3X3X16MM	50	39250.033.016	5X5X15MM	50	39250.055.015	6X6X36MM	50	39250.066.036
3X3X18MM	50	39250.033.018	5X5X16MM	50	39250.055.016	6X6X40MM	50	39250.066.040
3X3X20MM	50	39250.033.020	5X5X18MM	50	39250.055.018	6X6X45MM	50	39250.066.045
3X3X22MM	50	39250.033.022	5X5X20MM	50	39250.055.020	6X6X50MM	50	39250.066.050
3X3X25MM	50	39250.033.025	5X5X22MM	50	39250.055.022	6X6X55MM	50	39250.066.055
3X3X28MM	50	39250.033.028	5X5X25MM	50	39250.055.025	6X6X56MM	50	39250.066.056
3X3X30MM	50	39250.033.030	5X5X28MM	50	39250.055.028	6X6X60MM	50	39250.066.060
3X3X32MM	50	39250.033.032	5X5X30MM	50	39250.055.030	6X6X63MM	50	39250.066.063
3X3X35MM	50	39250.033.035	5X5X32MM	50	39250.055.032	6X6X65MM	50	39250.066.065
3X3X40MM	50	39250.033.040	5X5X35MM	50	39250.055.035	6X6X70MM	50	39250.066.070
			5X5X36MM	50	39250.055.036	6X6X75MM	50	39250.066.075
4X4X6MM	50	39250.044.006	5X5X40MM	50	39250.055.040	6X6X80MM	50	39250.066.080
4X4X8MM	50	39250.044.008	5X5X45MM	50	39250.055.045	6X6X90MM	50	39250.066.090

FABORY

39250 Parallel key high type / Vlakke inlegspie met ronde einden hoog type / Clavette parallèle type haut

b x h x L	✉	Art.number	b x h x L	✉	Art.number	b x h x L	✉	Art.number
6X6X100MM	50	39250.066.100	12X8X70MM	10	39250.128.070			
			12X8X75MM	10	39250.128.075	20X12X40MM	10	39250.212.040
8X7X10MM	50	39250.087.010	12X8X80MM	10	39250.128.080	20X12X45MM	10	39250.212.045
8X7X12MM	50	39250.087.012	12X8X85MM	10	39250.128.085	20X12X50MM	10	39250.212.050
8X7X15MM	50	39250.087.015	12X8X90MM	10	39250.128.090	20X12X56MM	10	39250.212.056
8X7X16MM	50	39250.087.016	12X8X100MM	10	39250.128.100	20X12X60MM	10	39250.212.060
8X7X18MM	50	39250.087.018	12X8X110MM	10	39250.128.110	20X12X63MM	10	39250.212.063
8X7X20MM	50	39250.087.020	12X8X120MM	10	39250.128.120	20X12X70MM	10	39250.212.070
8X7X22MM	50	39250.087.022	12X8X125MM	10	39250.128.125	20X12X80MM	10	39250.212.080
8X7X25MM	50	39250.087.025	12X8X140MM	10	39250.128.140	20X12X90MM	10	39250.212.090
8X7X28MM	50	39250.087.028	12X8X150MM	25	39250.128.150	20X12X100MM	10	39250.212.100
8X7X30MM	50	39250.087.030	12X8X160MM	10	39250.128.160	20X12X110MM	10	39250.212.110
8X7X32MM	50	39250.087.032	12X8X180MM	10	39250.128.180	20X12X120MM	10	39250.212.120
8X7X35MM	25	39250.087.035				20X12X125MM	10	39250.212.125
8X7X36MM	25	39250.087.036	14X9X25MM	10	39250.149.025	20X12X140MM	10	39250.212.140
8X7X40MM	25	39250.087.040	14X9X28MM	10	39250.149.028	20X12X150MM*	5	39250.212.150
8X7X45MM	25	39250.087.045	14X9X30MM	10	39250.149.030	20X12X160MM	10	39250.212.160
8X7X50MM	25	39250.087.050	14X9X32MM	10	39250.149.032	20X12X180MM	10	39250.212.180
8X7X55MM	25	39250.087.055	14X9X35MM	10	39250.149.035	20X12X200MM	10	39250.212.200
8X7X60MM	25	39250.087.060	14X9X36MM	10	39250.149.036	20X12X220MM	10	39250.212.220
8X7X63MM	25	39250.087.063	14X9X40MM	10	39250.149.040	20X12X250MM*	10	39250.212.250
8X7X65MM	25	39250.087.065	14X9X45MM	10	39250.149.045			
8X7X70MM	25	39250.087.070	14X9X50MM	10	39250.149.050	22X14X50MM	10	39250.234.050
8X7X75MM	25	39250.087.075	14X9X55MM	10	39250.149.055	22X14X56MM	10	39250.234.056
8X7X80MM	25	39250.087.080	14X9X56MM	10	39250.149.056	22X14X60MM	10	39250.234.060
8X7X85MM	25	39250.087.085	14X9X60MM	10	39250.149.060	22X14X63MM	10	39250.234.063
8X7X90MM	25	39250.087.090	14X9X63MM	10	39250.149.063	22X14X70MM	10	39250.234.070
8X7X100MM	25	39250.087.100	14X9X65MM	10	39250.149.065	22X14X80MM	10	39250.234.080
8X7X110MM	25	39250.087.110	14X9X70MM	10	39250.149.070	22X14X90MM	10	39250.234.090
8X7X120MM	25	39250.087.120	14X9X75MM	10	39250.149.075	22X14X100MM	10	39250.234.100
8X7X125MM	25	39250.087.125	14X9X80MM	10	39250.149.080	22X14X110MM	10	39250.234.110
8X7X140MM	25	39250.087.140	14X9X85MM	10	39250.149.085	22X14X120MM	10	39250.234.120
8X7X160MM	25	39250.087.160	14X9X90MM	10	39250.149.090	22X14X125MM	10	39250.234.125
8X7X180MM	25	39250.087.180	14X9X100MM	10	39250.149.100	22X14X140MM	10	39250.234.140
			14X9X110MM	10	39250.149.110	22X14X160MM	10	39250.234.160
10X8X16MM	25	39250.108.016	14X9X120MM	10	39250.149.120	22X14X180MM	10	39250.234.180
10X8X18MM	25	39250.108.018	14X9X125MM	10	39250.149.125	22X14X200MM	10	39250.234.200
10X8X20MM	25	39250.108.020	14X9X140MM	10	39250.149.140	22X14X220MM	10	39250.234.220
10X8X22MM	25	39250.108.022	14X9X150MM	10	39250.149.150	22X14X250MM	10	39250.234.250
10X8X25MM	25	39250.108.025	14X9X160MM	10	39250.149.160			
10X8X28MM	25	39250.108.028	14X9X180MM	10	39250.149.180	25X14X63MM	10	39250.264.063
10X8X30MM	25	39250.108.030	14X9X200MM	10	39250.149.200	25X14X70MM	10	39250.264.070
10X8X32MM	25	39250.108.032				25X14X80MM	10	39250.264.080
10X8X35MM	25	39250.108.035	16X10X30MM	10	39250.170.030	25X14X90MM	10	39250.264.090
10X8X36MM	25	39250.108.036	16X10X32MM	10	39250.170.032	25X14X100MM	10	39250.264.100
10X8X40MM	25	39250.108.040	16X10X36MM	10	39250.170.036	25X14X110MM	10	39250.264.110
10X8X45MM	25	39250.108.045	16X10X40MM	10	39250.170.040	25X14X120MM	10	39250.264.120
10X8X50MM	25	39250.108.050	16X10X45MM	10	39250.170.045	25X14X125MM	10	39250.264.125
10X8X55MM	25	39250.108.055	16X10X50MM	10	39250.170.050	25X14X140MM	10	39250.264.140
10X8X56MM	25	39250.108.056	16X10X56MM	10	39250.170.056	25X14X160MM	10	39250.264.160
10X8X60MM	25	39250.108.060	16X10X60MM	10	39250.170.060	25X14X180MM	10	39250.264.180
10X8X63MM	25	39250.108.063	16X10X63MM	10	39250.170.063	25X14X200MM	5	39250.264.200
10X8X65MM	25	39250.108.065	16X10X70MM	10	39250.170.070	25X14X220MM	5	39250.264.220
10X8X70MM	25	39250.108.070	16X10X80MM	10	39250.170.080	25X14X250MM	5	39250.264.250
10X8X75MM	25	39250.108.075	16X10X90MM	10	39250.170.090	25X14X280MM	5	39250.264.280
10X8X80MM	25	39250.108.080	16X10X100MM	10	39250.170.100			
10X8X85MM	25	39250.108.085	16X10X110MM	10	39250.170.110	28X16X63MM	5	39250.296.063
10X8X90MM	25	39250.108.090	16X10X120MM	10	39250.170.120	28X16X70MM	5	39250.296.070
10X8X100MM	25	39250.108.100	16X10X125MM	10	39250.170.125	28X16X80MM	5	39250.296.080
10X8X110MM	25	39250.108.110	16X10X140MM	10	39250.170.140	28X16X90MM	5	39250.296.090
10X8X120MM	25	39250.108.120	16X10X160MM	10	39250.170.160	28X16X100MM	5	39250.296.100
10X8X125MM	25	39250.108.125	16X10X180MM	10	39250.170.180	28X16X110MM	5	39250.296.110
10X8X140MM	25	39250.108.140	16X10X200MM	10	39250.170.200	28X16X120MM*	5	39250.296.120
10X8X160MM	25	39250.108.160				28X16X125MM	5	39250.296.125
10X8X180MM	25	39250.108.180	18X11X36MM*	10	39250.191.036	28X16X140MM	5	39250.296.140
			18X11X40MM	10	39250.191.040	28X16X160MM	5	39250.296.160
12X8X20MM	25	39250.128.020	18X11X45MM	10	39250.191.045	28X16X180MM	5	39250.296.180
12X8X22MM	25	39250.128.022	18X11X50MM	10	39250.191.050	28X16X200MM	5	39250.296.200
12X8X25MM	25	39250.128.025	18X11X56MM	10	39250.191.056	28X16X220MM	5	39250.296.220
12X8X28MM	25	39250.128.028	18X11X60MM	10	39250.191.060	28X16X250MM	5	39250.296.250
12X8X30MM	25	39250.128.030	18X11X63MM	10	39250.191.063	28X16X320MM	5	39250.296.320
12X8X32MM	25	39250.128.032	18X11X70MM	10	39250.191.070			
12X8X35MM	25	39250.128.035	18X11X80MM	10	39250.191.080	32X18X70MM	5	39250.338.070
12X8X36MM	25	39250.128.036	18X11X90MM	10	39250.191.090	32X18X80MM	5	39250.338.080
12X8X40MM	25	39250.128.040	18X11X100MM	10	39250.191.100	32X18X90MM	5	39250.338.090
12X8X45MM	25	39250.128.045	18X11X110MM	10	39250.191.110	32X18X100MM	5	39250.338.100
12X8X50MM	25	39250.128.050	18X11X120MM	10	39250.191.120	32X18X110MM	5	39250.338.110
12X8X55MM	10	39250.128.055	18X11X125MM	10	39250.191.125	32X18X125MM	5	39250.338.125
12X8X56MM	10	39250.128.056	18X11X140MM	10	39250.191.140	32X18X140MM	5	39250.338.140
12X8X60MM	10	39250.128.060	18X11X160MM	10	39250.191.160	32X18X160MM	5	39250.338.160
12X8X63MM	10	39250.128.063	18X11X180MM	10	39250.191.180	32X18X180MM	5	39250.338.180
12X8X65MM	10	39250.128.065	18X11X200MM	10	39250.191.200	32X18X200MM	5	39250.338.200

9

39250 Parallel key high type / Vlakke inlegspie met ronde einden hoog type / Clavette parallèle type haut ←

b x h x L	✉	Art.number	b x h x L	✉	Art.number	b x h x L	✉	Art.number
32X18X220MM	5	39250.338.220	36X20X400MM	5	39250.380.400	45X25X140MM	5	39250.475.140
32X18X250MM	5	39250.338.250				45X25X160MM	5	39250.475.160
32X18X280MM	5	39250.338.280	40X22X80MM	5	39250.422.080	45X25X180MM	5	39250.475.180
32X18X320MM	5	39250.338.320	40X22X90MM	5	39250.422.090	45X25X200MM	5	39250.475.200
32X18X360MM	5	39250.338.360	40X22X100MM	5	39250.422.100	45X25X220MM	5	39250.475.220
			40X22X110MM	5	39250.422.110	45X25X250MM	5	39250.475.250
36X20X80MM	5	39250.380.080	40X22X125MM	5	39250.422.125	45X25X280MM	5	39250.475.280
36X20X90MM	5	39250.380.090	40X22X140MM	5	39250.422.140	45X25X320MM	5	39250.475.320
36X20X100MM	5	39250.380.100	40X22X160MM	5	39250.422.160	45X25X360MM	5	39250.475.360
36X20X110MM	5	39250.380.110	40X22X180MM	5	39250.422.180	45X25X400MM	5	39250.475.400
36X20X120MM	5	39250.380.120	40X22X200MM	5	39250.422.200			
36X20X125MM	5	39250.380.125	40X22X220MM	5	39250.422.220	50X28X125MM	3	39250.528.125
36X20X140MM	5	39250.380.140	40X22X240MM*	5	39250.422.240	50X28X140MM	3	39250.528.140
36X20X160MM	5	39250.380.160	40X22X250MM	5	39250.422.250	50X28X160MM	3	39250.528.160
36X20X170MM*	5	39250.380.170	40X22X280MM	5	39250.422.280	50X28X180MM	3	39250.528.180
36X20X180MM	5	39250.380.180	40X22X320MM	5	39250.422.320	50X28X200MM	3	39250.528.200
36X20X200MM	5	39250.380.200	40X22X360MM	5	39250.422.360	50X28X220MM	3	39250.528.220
36X20X220MM	5	39250.380.220	40X22X400MM	5	39250.422.400	50X28X250MM	3	39250.528.250
36X20X250MM	5	39250.380.250				50X28X280MM	3	39250.528.280
36X20X280MM	5	39250.380.280	45X25X100MM	5	39250.475.100	50X28X320MM	3	39250.528.320
36X20X320MM	5	39250.380.320	45X25X110MM	5	39250.475.110	50X28X360MM	3	39250.528.360
36X20X360MM	5	39250.380.360	45X25X125MM	5	39250.475.125	50X28X400MM	3	39250.528.400

55510 Parallel key high type / Vlakke inlegspie met ronde einden hoog type / Clavette parallèle type haut R49A

Material Stainless steel A4



b x h x L	✉	Art.number	b x h x L	✉	Art.number	b x h x L	✉	Art.number
3X3X16MM	50	55510.033.016	6X6X63MM	25	55510.066.063	12X8X50MM	10	55510.128.050
3X3X25MM	50	55510.033.025	6X6X70MM	25	55510.066.070	12X8X56MM	50	55510.128.056
						12X8X60MM	50	55510.128.060
4X4X10MM	200	55510.044.010	8X7X14MM	100	55510.087.014	12X8X63MM	5	55510.128.063
4X4X12MM	25	55510.044.012	8X7X16MM	25	55510.087.016	12X8X70MM	5	55510.128.070
4X4X14MM	200	55510.044.014	8X7X18MM	25	55510.087.018	12X8X80MM	5	55510.128.080
4X4X16MM	25	55510.044.016	8X7X20MM	25	55510.087.020	12X8X90MM	50	55510.128.090
4X4X18MM	200	55510.044.018	8X7X25MM	25	55510.087.025	12X8X100MM	5	55510.128.100
4X4X20MM	25	55510.044.020	8X7X28MM	100	55510.087.028			
4X4X22MM	25	55510.044.022	8X7X30MM	25	55510.087.030	14X9X28MM	5	55510.149.028
4X4X25MM	25	55510.044.025	8X7X32MM	25	55510.087.032	14X9X30MM*	50	55510.149.030
4X4X30MM*	200	55510.044.030	8X7X35MM	100	55510.087.035	14X9X32MM*	50	55510.149.032
4X4X32MM	25	55510.044.032	8X7X36MM	25	55510.087.036	14X9X36MM	50	55510.149.036
4X4X36MM*	200	55510.044.036	8X7X40MM	10	55510.087.040	14X9X40MM	5	55510.149.040
4X4X40MM	25	55510.044.040	8X7X45MM	100	55510.087.045	14X9X45MM	5	55510.149.045
4X4X50MM*	200	55510.044.050	8X7X50MM	10	55510.087.050	14X9X50MM	5	55510.149.050
			8X7X60MM	10	55510.087.060	14X9X56MM	5	55510.149.056
5X5X10MM	200	55510.055.010	8X7X63MM	10	55510.087.063	14X9X60MM	5	55510.149.060
5X5X12MM	25	55510.055.012	8X7X70MM	10	55510.087.070	14X9X63MM	5	55510.149.063
5X5X14MM	200	55510.055.014	8X7X80MM	10	55510.087.080	14X9X70MM	5	55510.149.070
5X5X16MM	25	55510.055.016	8X7X90MM	10	55510.087.090	14X9X80MM	5	55510.149.080
5X5X18MM	200	55510.055.018	8X7X100MM	10	55510.087.100	14X9X90MM	50	55510.149.090
5X5X20MM	25	55510.055.020	8X7X125MM	5	55510.087.125	14X9X100MM	5	55510.149.100
5X5X22MM*	200	55510.055.022						
5X5X25MM	25	55510.055.025	10X8X16MM	10	55510.108.016	16X10X50MM	5	55510.170.050
5X5X30MM	200	55510.055.030	10X8X25MM	10	55510.108.025	16X10X63MM	5	55510.170.063
5X5X32MM	25	55510.055.032	10X8X28MM*	100	55510.108.028	16X10X70MM	5	55510.170.070
5X5X36MM*	200	55510.055.036	10X8X30MM	100	55510.108.030	16X10X80MM	5	55510.170.080
5X5X40MM	25	55510.055.040	10X8X32MM	10	55510.108.032	16X10X100MM	5	55510.170.100
5X5X50MM	25	55510.055.050	10X8X36MM*	100	55510.108.036			
			10X8X40MM	10	55510.108.040	18X11X50MM	5	55510.191.050
6X6X12MM	200	55510.066.012	10X8X45MM	100	55510.108.045	18X11X60MM	5	55510.191.060
6X6X14MM	200	55510.066.014	10X8X50MM	10	55510.108.050	18X11X63MM	5	55510.191.063
6X6X16MM	25	55510.066.016	10X8X56MM*	100	55510.108.056	18X11X70MM	5	55510.191.070
6X6X18MM	200	55510.066.018	10X8X60MM	10	55510.108.060	18X11X80MM	5	55510.191.080
6X6X20MM	25	55510.066.020	10X8X63MM	10	55510.108.063	18X11X90MM	5	55510.191.090
6X6X22MM	25	55510.066.022	10X8X70MM	10	55510.108.070	18X11X100MM	5	55510.191.100
6X6X25MM	25	55510.066.025	10X8X80MM	10	55510.108.080	18X11X110MM	5	55510.191.110
6X6X28MM	200	55510.066.028	10X8X90MM	10	55510.108.090	18X11X140MM	5	55510.191.140
6X6X30MM	200	55510.066.030	10X8X100MM	10	55510.108.100			
6X6X32MM	25	55510.066.032	10X8X125MM	5	55510.108.125	20X12X50MM	5	55510.212.050
6X6X35MM	25	55510.066.035				20X12X70MM	5	55510.212.070
6X6X36MM	200	55510.066.036	12X8X30MM	50	55510.128.030	20X12X80MM	5	55510.212.080
6X6X40MM	25	55510.066.040	12X8X32MM	10	55510.128.032	20X12X90MM	5	55510.212.090
6X6X45MM	25	55510.066.045	12X8X36MM*	50	55510.128.036	20X12X100MM	5	55510.212.100
6X6X50MM	25	55510.066.050	12X8X40MM	10	55510.128.040	20X12X110MM	5	55510.212.110
6X6X60MM	200	55510.066.060	12X8X45MM	50	55510.128.045	20X12X140MM	5	55510.212.140

53710 **Parallel key high type / Vlakke inlegspie met ronde einden hoog type / Clavette parallèle type haut** **R59A**

Material Stainless steel A5 (1.4571)



b x h x L	✉	Art.number	b x h x L	✉	Art.number	b x h x L	✉	Art.number
2X2X6MM*	100	53710.022.006	6X6X120MM*	100	53710.066.120	12X8X125MM*	50	53710.128.125
2X2X10MM*	100	53710.022.010						
2X2X20MM*	100	53710.022.020	8X7X12MM*	100	53710.087.012	14X9X110MM*	50	53710.149.110
			8X7X55MM*	100	53710.087.055			
3X3X6MM*	100	53710.033.006	8X7X300MM*	100	53710.087.300	16X10X90MM*	50	53710.170.090
3X3X10MM*	100	53710.033.010						
3X3X12MM*	100	53710.033.012	10X6X18MM*	100	53710.106.018	18X11X40MM*	50	53710.191.040
3X3X20MM*	100	53710.033.020	10X6X40MM*	100	53710.106.040	18X11X120MM*	10	53710.191.120
						18X11X165MM*	10	53710.191.165
4X4X8MM*	100	53710.044.008	10X8X20MM*	100	53710.108.020			
						20X12X120MM*	25	53710.212.120
6X6X38MM*	100	53710.066.038	12X8X25MM*	10	53710.128.025	20X12X140MM*	25	53710.212.140
6X6X54MM*	100	53710.066.054	12X8X65MM*	50	53710.128.065			
6X6X100MM*	100	53710.066.100	12X8X110MM*	10	53710.128.110	22X14X160MM*	25	53710.234.160

Taper key with gib head

Kopspie / Clavette à talon

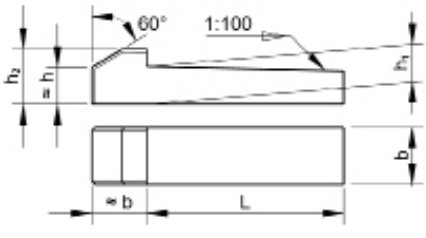

DIN **6887**
ISO 774
BS 4235-1



Technical Data

b (h9)	For shaft ø >	For shaft ø ≤	h (nom.)	h_1	h_2
6	17	22	6	6.1	10
8	22	30	7	7.2	11
10	30	38	8	8.2	12
12	38	44	8	8.2	12
14	44	50	9	9.2	14
16	50	58	10	10.2	16
18	58	65	11	11.2	18
32	110	130	18	18.3	28
36	130	150	20	20.4	32
40	150	170	22	22.4	36

39220 **Taper key with gib head / Kopspie / Clavette à talon** **L11B**

Material Steel C45+C
Surface treatment Plain



b x h x L	✉	Art.number	b x h x L	✉	Art.number	b x h x L	✉	Art.number
6X6X32MM*	50	39220.066.032	10X8X50MM	25	39220.108.050			
6X6X40MM	25	39220.066.040	10X8X60MM*	25	39220.108.060	14X9X50MM	10	39220.149.050
6X6X50MM*	50	39220.066.050	10X8X63MM	25	39220.108.063	14X9X56MM*	10	39220.149.056
6X6X60MM	25	39220.066.060	10X8X70MM	25	39220.108.070	14X9X60MM*	10	39220.149.060
			10X8X80MM	25	39220.108.080	14X9X63MM*	10	39220.149.063
8X7X32MM*	25	39220.087.032	10X8X90MM*	10	39220.108.090	14X9X70MM	10	39220.149.070
8X7X36MM*	25	39220.087.036	10X8X100MM*	10	39220.108.100	14X9X80MM	10	39220.149.080
8X7X40MM	25	39220.087.040				14X9X90MM	10	39220.149.090
8X7X45MM*	25	39220.087.045	12X8X40MM	10	39220.128.040	14X9X100MM	10	39220.149.100
8X7X50MM	25	39220.087.050	12X8X50MM	10	39220.128.050			
8X7X60MM*	25	39220.087.060	12X8X56MM*	10	39220.128.056	16X10X63MM	10	39220.170.063
8X7X63MM	25	39220.087.063	12X8X60MM	10	39220.128.060	16X10X70MM	10	39220.170.070
8X7X70MM	25	39220.087.070	12X8X63MM	10	39220.128.063	16X10X80MM	10	39220.170.080
8X7X80MM	25	39220.087.080	12X8X70MM	10	39220.128.070	16X10X90MM*	10	39220.170.090
			12X8X80MM*	10	39220.128.080	16X10X100MM	10	39220.170.100
10X8X40MM	25	39220.108.040	12X8X90MM	10	39220.128.090			
10X8X45MM*	25	39220.108.045	12X8X100MM	10	39220.128.100	18X11X63MM	10	39220.191.063

39220 **Taper key with gib head / Kopspie / Clavette à talon** ←

b x h x L	✉	Art.number	b x h x L	✉	Art.number	b x h x L	✉	Art.number
18X11X70MM	10	39220.191.070				36X20X200MM	5	39220.380.200
18X11X80MM	10	39220.191.080	32X18X160MM	5	39220.338.160			
18X11X90MM	10	39220.191.090	32X18X200MM	5	39220.338.200	40X22X200MM	5	39220.422.200
18X11X100MM	10	39220.191.100						
18X11X140MM	10	39220.191.140	36X20X160MM	5	39220.380.160			

Woodruff key

Halfronde schijfspie / Clavette disque

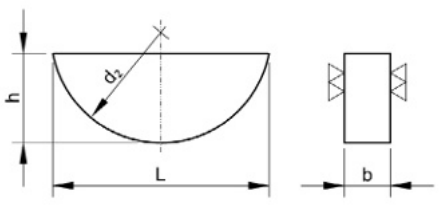

DIN	**6888**
ISO	3912
BS	4235-2



Technical Data

b (h9) x h (h12)	For shaft (1.) ø >	For shaft (1.) ø ≤	For shaft (2.) ø >	For shaft (2.) ø ≤	d_2	L ≈
2x2.6	6	8	10	12	7	6.76
2x3.7	6	8	10	12	10	9.66
2x5 (≠DIN)	8	10	12	17	13	12.65
2.5x3.7	8	10	12	17	10	9.66
3x3.7	8	10	12	17	10	9.66
3x5	8	10	12	17	13	12.65
3x6.5	-	-	12	17	16	15.72
3x7.5 (≠DIN)	10	12	17	22	19	18.57
4x5	10	12	17	22	13	12.65
4x6.5 (≠DIN)	10	12	17	22	16	15.72
4x7.5	10	12	17	22	16	15.72
4x9 (≠DIN)	12	17	22	30	16	15.72
5x6.5	12	17	22	30	16	15.72
5x7.5	12	17	22	30	19	18.57
5x9	-	-	22	30	22	21.63
5x10 (≠DIN)	17	22	22	30	22	21.63
6x7.5	17	22	30	38	19	18.57
6x9	17	22	30	38	22	21.63
6x10	17	22	30	38	25	24.49
6x11	-	-	30	38	28	27.35
6x13 (≠DIN)	22	30	38	-	32	31.43
6x15 (≠DIN)	-	-	38	-	38	37.14
8x9	22	30	38	-	22	21.63
8x11	22	30	38	-	28	27.35
8x13	-	-	38	-	32	31.43
10x11	30	38	38	-	28	27.35
10x13	30	38	38	-	32	31.43
10x16	-	-	38	-	45	43.08

- (1.) Values are valid when woodruff keys are used to transmit the entire torque.
- (2.) Values are valid when woodruff keys are used for positioning only and forces are transmitted through other means, e.g. parallel keys or taper pins.

Article groups

Material	Surface treatment	Code	Page
St. C45+C	Plain	39200	9-57
St.st. A4		55516	9-58

39200 **Woodruff key / Halfronde schijfspie / Clavette disque** **L11B**

Material Steel C45+C
Surface treatment Plain

RoHS



b x h	✉	Art.number	b x h	✉	Art.number	b x h	✉	Art.number
2X2,6MM	100	39200.020.002						
2X3,7MM	100	39200.020.003	2,5X3,7MM	100	39200.025.003	3X3,7MM	100	39200.030.003
2X5MM	100	39200.020.005						

FABORY

39200	Woodruff key / Halfronde schijfspie / Clavette disque								
b x h	✉	Art.number	b x h	✉	Art.number	b x h	✉	Art.number
3X5MM	100	39200.030.005	5X7,5MM	50	39200.050.007			
3X6,5MM	100	39200.030.006	5X9MM	50	39200.050.009	8X9MM*	50	39200.080.009
3X7,5MM	50	39200.030.007	5X10MM*	100	39200.050.010	8X11MM	10	39200.080.011
						8X13MM	10	39200.080.013
4X5MM	50	39200.040.005	6X7,5MM*	100	39200.060.007			
4X6,5MM	50	39200.040.006	6X9MM	50	39200.060.009	10X11MM*	25	39200.100.011
4X7,5MM	50	39200.040.007	6X10MM*	50	39200.060.010	10X13MM	10	39200.100.013
4X9MM	50	39200.040.009	6X11MM	25	39200.060.011	10X16MM*	25	39200.100.016
			6X13MM	25	39200.060.013			
5X6,5MM	50	39200.050.006	6X15MM	25	39200.060.015			

55516	Woodruff key / Halfronde schijfspie / Clavette disque	R49A
Material	Stainless steel A4	



b x h	✉	Art.number	b x h	✉	Art.number	b x h	✉	Art.number
3X3,7MM	50	55516.030.003	4X5MM	25	55516.040.005	5X9MM	25	55516.050.009
3X5MM	50	55516.030.005	4X6,5MM	25	55516.040.006			
3X6,5MM	50	55516.030.006	4X7,5MM	25	55516.040.007	6X9MM	25	55516.060.009

Taper pin steel ASME

Conische pen ASME / Goupille conique ASME

ASME B18.8.2

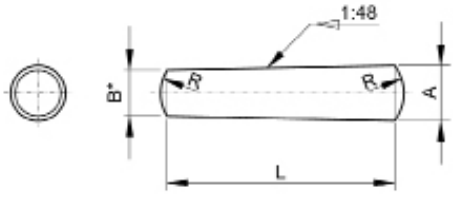



9

Technical Data

A (nom.)	A (max.)	A (min.)	R (max.)
0.1250	0.1263	0.1243	0.135
0.1410	0.1423	0.1403	0.151
0.1560	0.1573	0.1553	0.166
0.1720	0.1733	0.1713	0.182
0.1930	0.1943	0.1923	0.203
0.2190	0.2203	0.2183	0.229
0.2500	0.2513	0.2493	0.260
0.2890	0.2903	0.2883	0.299
0.3410	0.3423	0.3403	0.351
0.4090	0.4103	0.4083	0.419
0.4920	0.4933	0.4913	0.502
0.5910	0.5923	0.5903	0.601
0.7060	0.7073	0.7053	0.716

* Dimension B is specified as a reference dimension for determining drilled hole size, B ≈ A - (0,02083 x L)

Article groups

Material	Code	Page
Carbon steel SAE 1211	U39000	9-59
St.st. AISI 304	U51560	9-59

U39000 Taper pin steel ASME / Conische pen ASME / Goupille conique ASME — X20A

Material Carbon steel SAE 1211



A x L	✉	Art.number
0.1250X1 Inch*	50	U39000.126.0100
0.1410X1/2*	50	U39000.142.0050
0.1410X3/4*	50	U39000.142.0075
0.1410X7/8*	50	U39000.142.0087
0.1410X1 Inch*	50	U39000.142.0100
0.1410X1.1/4*	50	U39000.142.0125
0.1560X1/2*	25	U39000.156.0050
0.1560X5/8*	25	U39000.156.0062
0.1560X3/4*	25	U39000.156.0075
0.1560X7/8*	25	U39000.156.0087
0.1560X1 Inch*	25	U39000.156.0100
0.1560X1.1/4*	25	U39000.156.0125
0.1560X1.1/2*	25	U39000.156.0150
0.1560X2 Inch*	25	U39000.156.0200
0.1560X3 Inch*	25	U39000.156.0300
0.1560X4 Inch*	25	U39000.156.0400
0.1720X3/4*	25	U39000.172.0075
0.1720X1 Inch*	25	U39000.172.0100
0.1720X1.1/4*	25	U39000.172.0125
0.1720X1.1/2*	25	U39000.172.0150
0.1720X1.3/4*	25	U39000.172.0175
0.1720X2 Inch*	25	U39000.172.0200
0.1720X2.1/2*	25	U39000.172.0250
0.1720X3 Inch*	25	U39000.172.0300
0.1720X4 Inch*	25	U39000.172.0400
0.1930X3/4*	25	U39000.193.0075
0.1930X7/8*	25	U39000.193.0087
0.1930X1 Inch*	25	U39000.193.0100
0.1930X1.1/4*	25	U39000.193.0125
0.1930X1.1/2*	25	U39000.193.0150
0.1930X1.3/4*	25	U39000.193.0175
0.1930X2 Inch*	25	U39000.193.0200
0.1930X2.1/4*	25	U39000.193.0225
0.1930X2.1/2*	25	U39000.193.0250
0.1930X3 Inch*	25	U39000.193.0300
0.1930X4 Inch*	25	U39000.193.0400
0.2190X3/4*	25	U39000.219.0075
0.2190X1 Inch*	25	U39000.219.0100
0.2190X1.1/4*	25	U39000.219.0125
0.2190X1.1/2*	25	U39000.219.0150
0.2190X1.3/4*	25	U39000.219.0175
0.2190X2 Inch*	25	U39000.219.0200
0.2190X2.1/4*	25	U39000.219.0225
0.2190X2.1/2*	25	U39000.219.0250
0.2190X2.3/4*	25	U39000.219.0275
0.2190X3 Inch*	25	U39000.219.0300
0.2190X4 Inch*	25	U39000.219.0400
0.2500X3/4*	10	U39000.250.0075
0.2500X1 Inch*	10	U39000.250.0100
0.2500X1.1/4*	10	U39000.250.0125
0.2500X1.1/2*	10	U39000.250.0150
0.2500X1.3/4*	10	U39000.250.0175
0.2500X2 Inch*	10	U39000.250.0200
0.2500X2.1/4*	10	U39000.250.0225
0.2500X2.1/2*	10	U39000.250.0250
0.2500X2.3/4*	10	U39000.250.0275
0.2500X3 Inch*	10	U39000.250.0300
0.2500X4 Inch*	10	U39000.250.0400
0.2890X1 Inch*	10	U39000.289.0100
0.2890X1.1/4*	10	U39000.289.0125
0.2890X1.1/2*	10	U39000.289.0150
0.2890X1.3/4*	10	U39000.289.0175
0.2890X2 Inch*	10	U39000.289.0200
0.2890X2.1/4*	10	U39000.289.0225
0.2890X2.1/2*	10	U39000.289.0250
0.2890X2.3/4*	10	U39000.289.0275
0.2890X3 Inch*	10	U39000.289.0300
0.2890X3.1/4*	5	U39000.289.0325
0.2890X3.1/2*	5	U39000.289.0350
0.2890X4 Inch*	5	U39000.289.0400
0.2890X5 Inch*	5	U39000.289.0500
0.2890X6 Inch*	5	U39000.289.0600
0.3410X1 Inch*	10	U39000.341.0100
0.3410X1.1/4*	10	U39000.341.0125
0.3410X1.1/2*	10	U39000.341.0150
0.3410X1.3/4*	10	U39000.341.0175
0.3410X2 Inch*	10	U39000.341.0200
0.3410X2.1/4*	10	U39000.341.0225
0.3410X2.1/2*	10	U39000.341.0250
0.3410X2.3/4*	10	U39000.341.0275
0.3410X3 Inch*	10	U39000.341.0300
0.3410X3.1/4*	5	U39000.341.0325
0.3410X3.1/2*	5	U39000.341.0350
0.3410X4 Inch*	5	U39000.341.0400
0.3410X4.1/2*	5	U39000.341.0450
0.3410X5 Inch*	5	U39000.341.0500
0.3410X6 Inch*	5	U39000.341.0600
0.4090X1 Inch*	5	U39000.409.0100
0.4090X1.1/4*	5	U39000.409.0125
0.4090X1.1/2*	5	U39000.409.0150
0.4090X1.3/4*	5	U39000.409.0175
0.4090X2 Inch*	5	U39000.409.0200
0.4090X2.1/4*	5	U39000.409.0225
0.4090X2.1/2*	5	U39000.409.0250
0.4090X2.3/4*	5	U39000.409.0275
0.4090X3 Inch*	5	U39000.409.0300
0.4090X3.1/4*	5	U39000.409.0325
0.4090X3.1/2*	5	U39000.409.0350
0.4090X3.3/4*	5	U39000.409.0375
0.4090X4 Inch*	5	U39000.409.0400
0.4090X4.1/2*	5	U39000.409.0450
0.4090X5 Inch*	5	U39000.409.0500
0.4090X6 Inch*	5	U39000.409.0600
0.4920X2 Inch*	5	U39000.492.0200
0.4920X2.1/4*	5	U39000.492.0225
0.4920X2.1/2*	5	U39000.492.0250
0.4920X2.3/4*	5	U39000.492.0275
0.4920X3 Inch*	5	U39000.492.0300
0.4920X3.1/4*	5	U39000.492.0325
0.4920X3.1/2*	5	U39000.492.0350
0.4920X3.3/4*	5	U39000.492.0375
0.4920X4 Inch*	5	U39000.492.0400
0.4920X4.1/2*	5	U39000.492.0450
0.4920X5 Inch*	5	U39000.492.0500
0.4920X6 Inch*	5	U39000.492.0600
0.5910X1.1/2*	5	U39000.591.0150
0.5910X1.3/4*	5	U39000.591.0175
0.5910X2 Inch*	5	U39000.591.0200
0.5910X2.1/4*	5	U39000.591.0225
0.5910X2.1/2*	5	U39000.591.0250
0.5910X2.3/4*	5	U39000.591.0275
0.5910X3 Inch*	5	U39000.591.0300
0.5910X3.1/4*	1	U39000.591.0325
0.5910X3.1/2*	1	U39000.591.0350
0.5910X3.3/4*	1	U39000.591.0375
0.5910X4 Inch*	1	U39000.591.0400
0.5910X4.1/2*	1	U39000.591.0450
0.5910X5 Inch*	1	U39000.591.0500
0.5910X5.1/2*	1	U39000.591.0550
0.5910X6 Inch*	1	U39000.591.0600
0.7060X2 Inch*	1	U39000.706.0200
0.7060X2.1/4*	1	U39000.706.0225
0.7060X2.1/2*	1	U39000.706.0250
0.7060X2.3/4*	1	U39000.706.0275
0.7060X3 Inch*	1	U39000.706.0300
0.7060X3.1/4*	1	U39000.706.0325
0.7060X3.1/2*	1	U39000.706.0350
0.7060X3.3/4*	1	U39000.706.0375
0.7060X4 Inch*	1	U39000.706.0400
0.7060X4.1/2*	1	U39000.706.0450
0.7060X5 Inch*	1	U39000.706.0500
0.7060X5.1/2*	1	U39000.706.0550
0.7060X6 Inch*	1	U39000.706.0600

U51560 Taper pin steel ASME / Conische pen ASME / Goupille conique ASME — X15A

Material Stainless steel AISI 304



A x L	✉	Art.number
0.1250X1 Inch*	25	U51560.126.0100
0.1410X1/2*	25	U51560.142.0050
0.1410X3/4*	25	U51560.142.0075
0.1410X1 Inch*	25	U51560.142.0100
0.1560X1 Inch*	25	U51560.156.0100
0.1560X1.1/4*	25	U51560.156.0125
0.1560X2 Inch*	25	U51560.156.0200
0.1720X3/4*	10	U51560.172.0075
0.1720X1 Inch*	10	U51560.172.0100
0.1720X1.1/4*	10	U51560.172.0125
0.1720X2 Inch*	10	U51560.172.0200
0.1930X3/4*	10	U51560.193.0075
0.1930X1 Inch*	10	U51560.193.0100
0.1930X1.1/4*	10	U51560.193.0125
0.1930X1.1/2*	10	U51560.193.0150
0.1930X1.3/4*	10	U51560.193.0175
0.1930X2 Inch*	10	U51560.193.0200
0.1930X3 Inch*	10	U51560.193.0300
0.2190X1 Inch*	5	U51560.219.0100
0.2190X1.1/4*	5	U51560.219.0125
0.2190X1.1/2*	5	U51560.219.0150
0.2190X1.3/4*	5	U51560.219.0175
0.2190X2 Inch*	5	U51560.219.0200
0.2190X2.1/2*	5	U51560.219.0250
0.2190X3 Inch*	5	U51560.219.0300
0.2190X4 Inch*	5	U51560.219.0400
0.2500X1 Inch*	5	U51560.250.0100
0.2500X1.1/4*	5	U51560.250.0125
0.2500X1.1/2*	5	U51560.250.0150
0.2500X1.3/4*	5	U51560.250.0175

9

U51560 **Taper pin steel ASME / Conische pen ASME / Goupille conique ASME** ←

A x L	✉	Art.number	A x L	✉	Art.number	A x L	✉	Art.number
0.2500X2 Inch*	5	U51560.250.0200	0.3410X1 Inch*	1	U51560.341.0100	0.4090X5 Inch*	1	U51560.409.0500
0.2500X2.1/2*	5	U51560.250.0250	0.3410X1.1/2*	1	U51560.341.0150	0.4090X6 Inch*	1	U51560.409.0600
0.2500X3 Inch*	5	U51560.250.0300	0.3410X2 Inch*	1	U51560.341.0200			
0.2500X4 Inch*	1	U51560.250.0400	0.3410X2.1/4*	1	U51560.341.0225	0.4920X2.1/2*	1	U51560.492.0250
			0.3410X2.1/2*	1	U51560.341.0250	0.4920X3 Inch*	1	U51560.492.0300
0.2890X1.1/2*	1	U51560.289.0150	0.3410X2.3/4*	1	U51560.341.0275			
0.2890X1.3/4*	1	U51560.289.0175	0.3410X3 Inch*	1	U51560.341.0300	0.5910X3 Inch*	1	U51560.591.0300
0.2890X2 Inch*	1	U51560.289.0200	0.3410X3.1/2*	1	U51560.341.0350	0.5910X4 Inch*	1	U51560.591.0400
0.2890X2.1/4*	1	U51560.289.0225	0.3410X4 Inch*	1	U51560.341.0400	0.5910X6 Inch*	1	U51560.591.0600
0.2890X2.1/2*	1	U51560.289.0250						
0.2890X3 Inch*	1	U51560.289.0300	0.4090X2 Inch*	1	U51560.409.0200	0.7060X4 Inch*	1	U51560.706.0400
0.2890X4 Inch*	1	U51560.289.0400	0.4090X3 Inch*	1	U51560.409.0300	0.7060X6 Inch*	1	U51560.706.0600
0.2890X5 Inch*	1	U51560.289.0500	0.4090X3.1/2*	1	U51560.409.0350			
			0.4090X4 Inch*	1	U51560.409.0400			

Parallel pin (dowel pin) unhardened ground ASME

Cilindrische pen ongehard ASME / Goupille cylindrique non trempée ASME

ASME B18.8.2

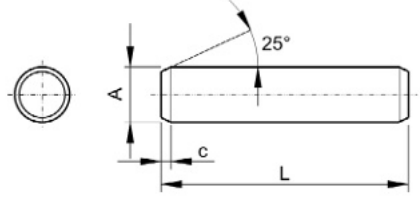



Technical Data

A (nom.)	A (max.)	A (min.)	C (max.)
1/16	0.0600	0.0595	0.025
3/32	0.0912	0.0907	0.025
1/8	0.1223	0.1218	0.025
3/16	0.1847	0.1842	0.025
1/4	0.2470	0.2465	0.025
5/16	0.3094	0.3089	0.040
3/8	0.3717	0.3712	0.040
7/16	0.4341	0.4336	0.040
1/2	0.4964	0.4959	0.040
5/8	0.6211	0.6206	0.055
3/4	0.7458	0.7453	0.055
7/8	0.8705	0.8700	0.070
1	0.9952	0.9947	0.070

Article groups

Material	Code	Page
Carbon steel SAE 1211	U39070	9-60
St.st. AISI 304	U51580	9-61
St.st. AISI 316	U55580	9-62

U39070 **Parallel pin (dowel pin) unhardened ground ASME / Cilindrische pen ongehard ASME / Goupille cylindrique non trempée ASME** **X20A**

Material Carbon steel SAE 1211



A (nom.) x L	✉	Art.number	A (nom.) x L	✉	Art.number	A (nom.) x L	✉	Art.number
1/16X3/16*	100	U39070.006.0018	3/32X3/4*	100	U39070.009.0075	1/8X1.3/4*	5	U39070.012.0175
1/16X1/4*	100	U39070.006.0025	3/32X7/8*	100	U39070.009.0087	1/8X2 Inch*	5	U39070.012.0200
1/16X5/16*	100	U39070.006.0031	3/32X1 Inch*	100	U39070.009.0100			
1/16X3/8*	100	U39070.006.0037				3/16X1/2*	100	U39070.018.0050
1/16X1/2*	100	U39070.006.0050	1/8X3/8*	100	U39070.012.0037	3/16X5/8*	100	U39070.018.0062
1/16X5/8*	100	U39070.006.0062	1/8X1/2*	100	U39070.012.0050	3/16X3/4*	100	U39070.018.0075
1/16X3/4*	100	U39070.006.0075	1/8X5/8*	100	U39070.012.0062	3/16X7/8*	50	U39070.018.0087
			1/8X3/4*	100	U39070.012.0075	3/16X1 Inch*	50	U39070.018.0100
3/32X5/16*	100	U39070.009.0031	1/8X7/8*	100	U39070.012.0087	3/16X1.1/4*	5	U39070.018.0125
3/32X3/8*	100	U39070.009.0037	1/8X1 Inch*	100	U39070.012.0100	3/16X1.1/2*	5	U39070.018.0150
3/32X1/2*	100	U39070.009.0050	1/8X1.1/4*	5	U39070.012.0125	3/16X1.3/4*	5	U39070.018.0175
3/32X5/8*	100	U39070.009.0062	1/8X1.1/2*	5	U39070.012.0150	3/16X2 Inch*	5	U39070.018.0200

U39070 Parallel pin (dowel pin) unhardened ground ASME / Cilindrische pen ongehard ASME / Goupille cylindrique non trempée ASME ←

A (nom.) x L	✉	Art.number	A (nom.) x L	✉	Art.number	A (nom.) x L	✉	Art.number
			3/8X2.1/2*	5	U39070.037.0250	5/8X5 Inch*	5	U39070.062.0500
1/4X1/2*	100	U39070.025.0050	3/8X3 Inch*	5	U39070.037.0300			
1/4X5/8*	100	U39070.025.0062				3/4X1.1/2*	5	U39070.075.0150
1/4X3/4*	100	U39070.025.0075	7/16X7/8*	25	U39070.043.0087	3/4X1.3/4*	5	U39070.075.0175
1/4X7/8*	50	U39070.025.0087	7/16X1 Inch*	25	U39070.043.0100	3/4X2 Inch*	5	U39070.075.0200
1/4X1 Inch*	50	U39070.025.0100	7/16X1.1/4*	5	U39070.043.0125	3/4X2.1/4*	5	U39070.075.0225
1/4X1.1/4*	5	U39070.025.0125	7/16X1.1/2*	5	U39070.043.0150	3/4X2.1/2*	5	U39070.075.0250
1/4X1.1/2*	5	U39070.025.0150	7/16X1.3/4*	5	U39070.043.0175	3/4X3 Inch*	5	U39070.075.0300
1/4X1.3/4*	5	U39070.025.0175	7/16X2 Inch*	5	U39070.043.0200	3/4X3.1/2*	1	U39070.075.0350
1/4X2 Inch*	5	U39070.025.0200	7/16X2.1/4*	5	U39070.043.0225	3/4X4 Inch*	1	U39070.075.0400
1/4X2.1/4*	5	U39070.025.0225	7/16X2.1/2*	5	U39070.043.0250	3/4X4.1/2*	1	U39070.075.0450
1/4X2.1/2*	5	U39070.025.0250	7/16X3 Inch*	5	U39070.043.0300	3/4X5 Inch*	1	U39070.075.0500
						3/4X5.1/2*	1	U39070.075.0550
5/16X1/2*	50	U39070.031.0050	1/2X3/4*	10	U39070.050.0075	3/4X6 Inch*	1	U39070.075.0600
5/16X5/8*	50	U39070.031.0062	1/2X1 Inch*	10	U39070.050.0100			
5/16X3/4*	50	U39070.031.0075	1/2X1.1/4*	5	U39070.050.0125	7/8X2 Inch*	5	U39070.087.0200
5/16X7/8*	25	U39070.031.0087	1/2X1.1/2*	5	U39070.050.0150	7/8X2.1/2*	5	U39070.087.0250
5/16X1 Inch*	25	U39070.031.0100	1/2X1.3/4*	5	U39070.050.0175	7/8X3 Inch*	5	U39070.087.0300
5/16X1.1/4*	5	U39070.031.0125	1/2X2 Inch*	5	U39070.050.0200	7/8X3.1/2*	1	U39070.087.0350
5/16X1.1/2*	5	U39070.031.0150	1/2X2.1/4*	5	U39070.050.0225	7/8X4 Inch*	1	U39070.087.0400
5/16X1.3/4*	5	U39070.031.0175	1/2X2.1/2*	5	U39070.050.0250	7/8X4.1/2*	1	U39070.087.0450
5/16X2 Inch*	5	U39070.031.0200	1/2X3 Inch*	5	U39070.050.0300	7/8X5 Inch*	1	U39070.087.0500
5/16X2.1/4*	5	U39070.031.0225	1/2X3.1/2*	5	U39070.050.0350	7/8X5.1/2*	1	U39070.087.0550
5/16X2.1/2*	5	U39070.031.0250	1/2X4 Inch*	5	U39070.050.0400	7/8X6 Inch*	1	U39070.087.0600
3/8X1/2*	50	U39070.037.0050	5/8X1.1/4*	5	U39070.062.0125	1.X2 Inch*	5	U39070.100.0200
3/8X5/8*	50	U39070.037.0062	5/8X1.1/2*	5	U39070.062.0150	1.X2.1/2*	5	U39070.100.0250
3/8X3/4*	50	U39070.037.0075	5/8X1.3/4*	5	U39070.062.0175	1.X3 Inch*	5	U39070.100.0300
3/8X7/8*	25	U39070.037.0087	5/8X2 Inch*	5	U39070.062.0200	1.X3.1/2*	1	U39070.100.0350
3/8X1 Inch*	25	U39070.037.0100	5/8X2.1/4*	5	U39070.062.0225	1.X4 Inch*	1	U39070.100.0400
3/8X1.1/4*	5	U39070.037.0125	5/8X2.1/2*	5	U39070.062.0250	1.X4.1/2*	1	U39070.100.0450
3/8X1.1/2*	5	U39070.037.0150	5/8X3 Inch*	5	U39070.062.0300	1.X5 Inch*	1	U39070.100.0500
3/8X1.3/4*	5	U39070.037.0175	5/8X3.1/2*	5	U39070.062.0350	1.X5.1/2*	1	U39070.100.0550
3/8X2 Inch*	5	U39070.037.0200	5/8X4 Inch*	5	U39070.062.0400	1.X6 Inch*	1	U39070.100.0600
3/8X2.1/4*	5	U39070.037.0225	5/8X4.1/2*	5	U39070.062.0450			

U51580 Parallel pin (dowel pin) unhardened ground ASME / Cilindrische pen ongehard ASME / Goupille cylindrique non trempée ASME X15A

Material Stainless steel AISI 304

RoHS



A (nom.) x L	✉	Art.number	A (nom.) x L	✉	Art.number	A (nom.) x L	✉	Art.number
1/16X3/16*	100	U51580.006.0018				3/8X3 Inch*	5	U51580.037.0300
1/16X1/4*	100	U51580.006.0025	1/4X1/2*	100	U51580.025.0050			
1/16X5/16*	100	U51580.006.0031	1/4X5/8*	100	U51580.025.0062	7/16X7/8*	25	U51580.043.0087
1/16X3/8*	100	U51580.006.0037	1/4X3/4*	100	U51580.025.0075	7/16X1 Inch*	25	U51580.043.0100
1/16X1/2*	100	U51580.006.0050	1/4X7/8*	50	U51580.025.0087	7/16X1.1/4*	5	U51580.043.0125
1/16X5/8*	100	U51580.006.0062	1/4X1 Inch*	50	U51580.025.0100	7/16X1.1/2*	5	U51580.043.0150
1/16X3/4*	100	U51580.006.0075	1/4X1.1/4*	5	U51580.025.0125	7/16X1.3/4*	5	U51580.043.0175
			1/4X1.1/2*	5	U51580.025.0150	7/16X2 Inch*	5	U51580.043.0200
3/32X5/16*	100	U51580.009.0031	1/4X1.3/4*	5	U51580.025.0175	7/16X2.1/4*	5	U51580.043.0225
3/32X3/8*	100	U51580.009.0037	1/4X2 Inch*	5	U51580.025.0200	7/16X2.1/2*	5	U51580.043.0250
3/32X1/2*	100	U51580.009.0050	1/4X2.1/4*	5	U51580.025.0225	7/16X3 Inch*	5	U51580.043.0300
3/32X5/8*	100	U51580.009.0062	1/4X2.1/2*	5	U51580.025.0250			
3/32X3/4*	100	U51580.009.0075				1/2X3/4*	10	U51580.050.0075
3/32X7/8*	100	U51580.009.0087	5/16X1/2*	50	U51580.031.0050	1/2X1 Inch*	10	U51580.050.0100
3/32X1 Inch*	100	U51580.009.0100	5/16X5/8*	50	U51580.031.0062	1/2X1.1/4*	5	U51580.050.0125
			5/16X3/4*	50	U51580.031.0075	1/2X1.1/2*	5	U51580.050.0150
1/8X3/8*	100	U51580.012.0037	5/16X7/8*	25	U51580.031.0087	1/2X1.3/4*	5	U51580.050.0175
1/8X1/2*	100	U51580.012.0050	5/16X1 Inch*	25	U51580.031.0100	1/2X2 Inch*	5	U51580.050.0200
1/8X5/8*	100	U51580.012.0062	5/16X1.1/4*	5	U51580.031.0125	1/2X2.1/4*	5	U51580.050.0225
1/8X3/4*	100	U51580.012.0075	5/16X1.1/2*	5	U51580.031.0150	1/2X2.1/2*	5	U51580.050.0250
1/8X7/8*	100	U51580.012.0087	5/16X1.3/4*	5	U51580.031.0175	1/2X3 Inch*	5	U51580.050.0300
1/8X1 Inch*	100	U51580.012.0100	5/16X2 Inch*	5	U51580.031.0200	1/2X3.1/2*	5	U51580.050.0350
1/8X1.1/4*	5	U51580.012.0125	5/16X2.1/4*	5	U51580.031.0225	1/2X4 Inch*	5	U51580.050.0400
1/8X1.1/2*	5	U51580.012.0150	5/16X2.1/2*	5	U51580.031.0250			
1/8X1.3/4*	5	U51580.012.0175				5/8X1.1/4*	5	U51580.062.0125
1/8X2 Inch*	5	U51580.012.0200	3/8X1/2*	50	U51580.037.0050	5/8X1.1/2*	5	U51580.062.0150
			3/8X5/8*	50	U51580.037.0062	5/8X1.3/4*	5	U51580.062.0175
3/16X1/2*	100	U51580.018.0050	3/8X3/4*	50	U51580.037.0075	5/8X2 Inch*	5	U51580.062.0200
3/16X5/8*	100	U51580.018.0062	3/8X7/8*	25	U51580.037.0087	5/8X2.1/4*	5	U51580.062.0225
3/16X3/4*	100	U51580.018.0075	3/8X1 Inch*	25	U51580.037.0100	5/8X2.1/2*	5	U51580.062.0250
3/16X7/8*	50	U51580.018.0087	3/8X1.1/4*	5	U51580.037.0125	5/8X3 Inch*	5	U51580.062.0300
3/16X1 Inch*	50	U51580.018.0100	3/8X1.1/2*	5	U51580.037.0150	5/8X3.1/2*	5	U51580.062.0350
3/16X1.1/4*	5	U51580.018.0125	3/8X1.3/4*	5	U51580.037.0175	5/8X4 Inch*	5	U51580.062.0400
3/16X1.1/2*	5	U51580.018.0150	3/8X2 Inch*	5	U51580.037.0200	5/8X4.1/2*	5	U51580.062.0450
3/16X1.3/4*	5	U51580.018.0175	3/8X2.1/4*	5	U51580.037.0225	5/8X5 Inch*	5	U51580.062.0500
3/16X2 Inch*	5	U51580.018.0200	3/8X2.1/2*	5	U51580.037.0250			

9

FABORY

U51580 **Parallel pin (dowel pin) unhardened ground ASME / Cilindrische pen ongehard ASME / Goupille cylindrique non trempée ASME** ←

A (nom.) x L	✉	Art.number	A (nom.) x L	✉	Art.number	A (nom.) x L	✉	Art.number
3/4X1.1/2*	5	U51580.075.0150	3/4X2.1/2*	5	U51580.075.0250	3/4X4.1/2*	1	U51580.075.0450
3/4X1.3/4*	5	U51580.075.0175	3/4X3 Inch*	5	U51580.075.0300	3/4X5 Inch*	1	U51580.075.0500
3/4X2 Inch*	5	U51580.075.0200	3/4X3.1/2*	1	U51580.075.0350	3/4X5.1/2*	1	U51580.075.0550
3/4X2.1/4*	5	U51580.075.0225	3/4X4 Inch*	1	U51580.075.0400	3/4X6 Inch*	1	U51580.075.0600

U55580 **Parallel pin (dowel pin) unhardened ground ASME / Cilindrische pen ongehard ASME / Goupille cylindrique non trempée ASME** **X15A**

Material Stainless steel AISI 316



A (nom.) x L	✉	Art.number	A (nom.) x L	✉	Art.number	A (nom.) x L	✉	Art.number
1/16X1/4*	100	U55580.006.0025	1/8X1.1/4*	5	U55580.012.0125	1/4X2 Inch*	5	U55580.025.0200
1/16X3/8*	100	U55580.006.0037	1/8X1.1/2*	5	U55580.012.0150			
1/16X3/4*	100	U55580.006.0075				5/16X3/4*	50	U55580.031.0075
			3/16X1/2*	100	U55580.018.0050	5/16X1 Inch*	25	U55580.031.0100
3/32X3/8*	100	U55580.009.0037	3/16X5/8*	100	U55580.018.0062	5/16X1.1/4*	5	U55580.031.0125
3/32X1/2*	100	U55580.009.0050	3/16X3/4*	100	U55580.018.0075	5/16X1.1/2*	5	U55580.031.0150
3/32X3/4*	100	U55580.009.0075	3/16X1 Inch*	50	U55580.018.0100	5/16X2 Inch*	5	U55580.031.0200
3/32X1 Inch*	100	U55580.009.0100						
			1/4X1/2*	100	U55580.025.0050	3/8X3/4*	50	U55580.037.0075
1/8X3/8*	100	U55580.012.0037	1/4X5/8*	100	U55580.025.0062	3/8X1 Inch*	25	U55580.037.0100
1/8X1/2*	100	U55580.012.0050	1/4X3/4*	100	U55580.025.0075	3/8X1.1/4*	5	U55580.037.0125
1/8X5/8*	100	U55580.012.0062	1/4X1 Inch*	50	U55580.025.0100	3/8X1.1/2*	5	U55580.037.0150
1/8X3/4*	100	U55580.012.0075	1/4X1.1/4*	5	U55580.025.0125	3/8X2 Inch*	5	U55580.037.0200
1/8X1 Inch*	100	U55580.012.0100	1/4X1.1/2*	5	U55580.025.0150			

Parallel pin (dowel pin) hardened, ground ASME

Cilindrische pen gehard, geslepen ASME / Goupille cylindrique trempée, rectifiée ASME

ASME B18.8.2

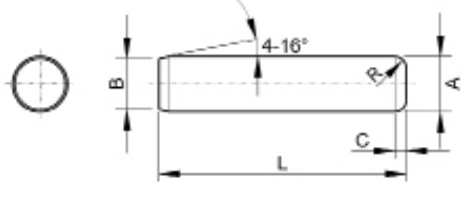



9

Technical Data

A (nom.)	A (max.)	A (min.)	B (max.)	C (max.)	R (min.)
1/16	0.0628	0.0626	0.058	0.020	0.008
3/32	0.0941	0.0939	0.089	0.031	0.012
1/8	0.1253	0.1251	0.120	0.041	0.016
3/16	0.1878	0.1876	0.180	0.062	0.023
1/4	0.2503	0.2501	0.240	0.083	0.031
5/16	0.3128	0.3126	0.302	0.104	0.039
3/8	0.3753	0.3751	0.365	0.125	0.047
7/16	0.4378	0.4376	0.424	0.146	0.055
1/2	0.5003	0.5001	0.486	0.167	0.063
5/8	0.6253	0.6251	0.611	0.208	0.078
3/4	0.7503	0.7501	0.735	0.250	0.094
7/8	0.8753	0.8751	0.860	0.293	0.109
1	1.0003	1.0001	0.980	0.333	0.125

U39080 **Parallel pin (dowel pin) hardened, ground ASME / Cilindrische pen gehard, geslepen ASME / Goupille cylindrique trempée, rectifiée ASME** **X20A**

Material Steel HRC50 min.



A (nom.) x L	✉	Art.number	A (nom.) x L	✉	Art.number	A (nom.) x L	✉	Art.number
1/16X3/16*	100	U39080.006.0018	1/16X3/8*	100	U39080.006.0037	1/16X3/4*	100	U39080.006.0075
1/16X1/4*	100	U39080.006.0025	1/16X1/2*	100	U39080.006.0050			
1/16X5/16*	100	U39080.006.0031	1/16X5/8*	100	U39080.006.0062	3/32X5/16*	100	U39080.009.0031

U39080	Parallel pin (dowel pin) hardened, ground ASME / Cilindrische pen gehard, geslepen ASME / Goupille cylindrique trempée, rectifiée ASME	←

A (nom.) x L	✉	Art.number	A (nom.) x L	✉	Art.number	A (nom.) x L	✉	Art.number
3/32X3/8*	100	U39080.009.0037	5/16X7/8*	25	U39080.031.0087	5/8X1.1/4*	5	U39080.062.0125
3/32X1/2*	100	U39080.009.0050	5/16X1 Inch*	25	U39080.031.0100	5/8X1.1/2*	5	U39080.062.0150
3/32X5/8*	100	U39080.009.0062	5/16X1.1/4*	5	U39080.031.0125	5/8X1.3/4*	5	U39080.062.0175
3/32X3/4*	100	U39080.009.0075	5/16X1.1/2*	5	U39080.031.0150	5/8X2 Inch*	5	U39080.062.0200
3/32X7/8*	100	U39080.009.0087	5/16X1.3/4*	5	U39080.031.0175	5/8X2.1/4*	5	U39080.062.0225
3/32X1 Inch*	100	U39080.009.0100	5/16X2 Inch*	5	U39080.031.0200	5/8X2.1/2*	5	U39080.062.0250
			5/16X2.1/4*	5	U39080.031.0225	5/8X3 Inch*	5	U39080.062.0300
1/8X3/8*	100	U39080.012.0037	5/16X2.1/2*	5	U39080.031.0250	5/8X3.1/2*	5	U39080.062.0350
1/8X1/2*	100	U39080.012.0050				5/8X4 Inch*	5	U39080.062.0400
1/8X5/8*	100	U39080.012.0062	3/8X1/2*	50	U39080.037.0050	5/8X4.1/2*	5	U39080.062.0450
1/8X3/4*	100	U39080.012.0075	3/8X5/8*	50	U39080.037.0062	5/8X5 Inch*	5	U39080.062.0500
1/8X7/8*	100	U39080.012.0087	3/8X3/4*	50	U39080.037.0075			
1/8X1 Inch*	100	U39080.012.0100	3/8X7/8*	25	U39080.037.0087	3/4X1.1/2*	5	U39080.075.0150
1/8X1.1/4*	5	U39080.012.0125	3/8X1 Inch*	25	U39080.037.0100	3/4X1.3/4*	5	U39080.075.0175
1/8X1.1/2*	5	U39080.012.0150	3/8X1.1/4*	5	U39080.037.0125	3/4X2 Inch*	5	U39080.075.0200
1/8X1.3/4*	5	U39080.012.0175	3/8X1.1/2*	5	U39080.037.0150	3/4X2.1/4*	5	U39080.075.0225
1/8X2 Inch*	5	U39080.012.0200	3/8X1.3/4*	5	U39080.037.0175	3/4X2.1/2*	5	U39080.075.0250
			3/8X2 Inch*	5	U39080.037.0200	3/4X3 Inch*	5	U39080.075.0300
3/16X1/2*	100	U39080.018.0050	3/8X2.1/4*	5	U39080.037.0225	3/4X3.1/2*	1	U39080.075.0350
3/16X5/8*	100	U39080.018.0062	3/8X2.1/2*	5	U39080.037.0250	3/4X4 Inch*	1	U39080.075.0400
3/16X3/4*	100	U39080.018.0075	3/8X3 Inch*	5	U39080.037.0300	3/4X4.1/2*	1	U39080.075.0450
3/16X7/8*	50	U39080.018.0087				3/4X5 Inch*	1	U39080.075.0500
3/16X1 Inch*	50	U39080.018.0100	7/16X1 Inch*	25	U39080.043.0100	3/4X5.1/2*	1	U39080.075.0550
3/16X1.1/4*	5	U39080.018.0125	7/16X1.1/4*	5	U39080.043.0125	3/4X6 Inch*	1	U39080.075.0600
3/16X1.1/2*	5	U39080.018.0150	7/16X1.1/2*	5	U39080.043.0150			
3/16X1.3/4*	5	U39080.018.0175	7/16X1.3/4*	5	U39080.043.0175	7/8X2 Inch*	5	U39080.087.0200
3/16X2 Inch*	5	U39080.018.0200	7/16X2 Inch*	5	U39080.043.0200	7/8X2.1/2*	5	U39080.087.0250
			7/16X2.1/4*	5	U39080.043.0225	7/8X3 Inch*	5	U39080.087.0300
1/4X1/2*	100	U39080.025.0050	7/16X2.1/2*	5	U39080.043.0250	7/8X3.1/2*	1	U39080.087.0350
1/4X5/8*	100	U39080.025.0062	7/16X3 Inch*	5	U39080.043.0300	7/8X4 Inch*	1	U39080.087.0400
1/4X3/4*	100	U39080.025.0075				7/8X5 Inch*	1	U39080.087.0500
1/4X7/8*	50	U39080.025.0087	1/2X3/4*	10	U39080.050.0075	7/8X5.1/2*	1	U39080.087.0550
1/4X1 Inch*	50	U39080.025.0100	1/2X1 Inch*	10	U39080.050.0100	7/8X6 Inch*	1	U39080.087.0600
1/4X1.1/4*	5	U39080.025.0125	1/2X1.1/4*	5	U39080.050.0125			
1/4X1.1/2*	5	U39080.025.0150	1/2X1.1/2*	5	U39080.050.0150	1.X2 Inch*	5	U39080.100.0200
1/4X1.3/4*	5	U39080.025.0175	1/2X1.3/4*	5	U39080.050.0175	1.X2.1/2*	5	U39080.100.0250
1/4X2 Inch*	5	U39080.025.0200	1/2X2 Inch*	5	U39080.050.0200	1.X3 Inch*	5	U39080.100.0300
1/4X2.1/4*	5	U39080.025.0225	1/2X2.1/4*	5	U39080.050.0225	1.X3.1/2*	1	U39080.100.0350
1/4X2.1/2*	5	U39080.025.0250	1/2X2.1/2*	5	U39080.050.0250	1.X4 Inch*	1	U39080.100.0400
			1/2X3 Inch*	5	U39080.050.0300	1.X4.1/2*	1	U39080.100.0450
5/16X1/2*	50	U39080.031.0050	1/2X3.1/2*	5	U39080.050.0350	1.X5 Inch*	1	U39080.100.0500
5/16X5/8*	50	U39080.031.0062	1/2X4 Inch*	5	U39080.050.0400	1.X5.1/2*	1	U39080.100.0550
5/16X3/4*	50	U39080.031.0075				1.X6 Inch*	1	U39080.100.0600

FABORY

Parallel pin (dowel pin) hardened, ground, oversized ASME

Cilindrische pen gehard, geslepen, overmaats ASME / Goupille cylindrique trempée, rectifiée, surdimensionnée ASME

ASME B18.8.2

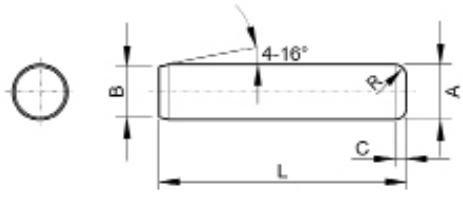



Technical Data

A (nom.)	A (max.)	A (min.)	B (max.)	C (max.)	R (min.)
1/8	0.1261	0.1259	0.120	0.041	0.016
3/16	0.1886	0.1884	0.180	0.062	0.023
1/4	0.2511	0.2509	0.240	0.083	0.031
5/16	0.3136	0.3134	0.302	0.104	0.039
3/8	0.3761	0.3759	0.365	0.125	0.047
1/2	0.5011	0.5009	0.486	0.167	0.063

U39078 **Parallel pin (dowel pin) hardened, ground, oversized ASME / Cilindrische pen gehard, geslepen, overmaats ASME / Goupille cylindrique trempée, rectifiée, surdimensionnée ASME** **X20A**

Material Steel HRC50 min.



RoHS

A (nom.) x L	✉	Art.number	A (nom.) x L	✉	Art.number	A (nom.) x L	✉	Art.number
1/8X3/8*	100	U39078.012.0037	1/4X1/2*	100	U39078.025.0050	3/8X1/2*	50	U39078.037.0050
1/8X1/2*	100	U39078.012.0050	1/4X5/8*	100	U39078.025.0062	3/8X3/4*	50	U39078.037.0075
1/8X5/8*	100	U39078.012.0062	1/4X3/4*	100	U39078.025.0075	3/8X1 Inch*	25	U39078.037.0100
1/8X3/4*	100	U39078.012.0075	1/4X1 Inch*	50	U39078.025.0100	3/8X1.1/4*	5	U39078.037.0125
1/8X1 Inch*	100	U39078.012.0100	1/4X1.1/4*	5	U39078.025.0125	3/8X1.1/2*	5	U39078.037.0150
1/8X1.1/4*	5	U39078.012.0125	1/4X1.1/2*	5	U39078.025.0150	3/8X2 Inch*	5	U39078.037.0200
1/8X1.1/2*	5	U39078.012.0150	1/4X2 Inch*	5	U39078.025.0200	3/8X2.1/2*	5	U39078.037.0250
						3/8X3 Inch*	5	U39078.037.0300
3/16X1/2*	100	U39078.018.0050	5/16X3/4*	50	U39078.031.0075			
3/16X5/8*	100	U39078.018.0062	5/16X1 Inch*	25	U39078.031.0100	1/2X1 Inch*	10	U39078.050.0100
3/16X3/4*	100	U39078.018.0075	5/16X1.1/4*	5	U39078.031.0125	1/2X1.1/4*	5	U39078.050.0125
3/16X1 Inch*	50	U39078.018.0100	5/16X1.1/2*	5	U39078.031.0150	1/2X1.1/2*	5	U39078.050.0150
3/16X1.1/4*	5	U39078.018.0125	5/16X2 Inch*	5	U39078.031.0200	1/2X2 Inch*	5	U39078.050.0200
3/16X1.1/2*	5	U39078.018.0150	5/16X2.1/2*	5	U39078.031.0250	1/2X2.1/2*	5	U39078.050.0250
						1/2X3 Inch*	5	U39078.050.0300

Grooved pin type A ASME

Conische kerfpen type A ASME / Goupille cannelée type A ASME

ASME B18.8.2

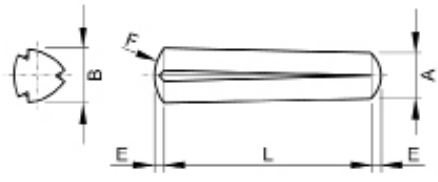



Technical Data

A (nom.)	A (max.)	A (min.)	B ≈	E	F (max.)
3/32	0.0938	0.0923	0.101	0.0091	0.135
1/8	0.1250	0.1230	0.134	0.0130	0.166
5/32	0.1263	0.1243	0.166	0.0170	0.198
3/16	0.1875	0.1855	0.198	0.0180	0.260
1/4	0.2500	0.2480	0.262	0.0260	0.322
5/16	0.3125	0.3105	0.394	0.0340	0.385
3/8	0.3750	0.3730	0.394	0.0390	0.479

U39710 Grooved pin type A ASME / Conische kerfpen type A ASME / Goupille cannelée type A ASME **X20A**

Material Carbon steel
Surface treatment Zinc plated



A (nom.) x L	✉	Art.number	A (nom.) x L	✉	Art.number	A (nom.) x L	✉	Art.number
3/32X1/4*	10	U39710.009.0025	5/32X1 Inch*	10	U39710.015.0100	1/4X1.1/4*	10	U39710.025.0125
3/32X1/2*	10	U39710.009.0050				1/4X1.1/2*	10	U39710.025.0150
			3/16X1/2*	10	U39710.018.0050			
1/8X1/2*	10	U39710.012.0050	3/16X3/4*	10	U39710.018.0075	5/16X3/4*	10	U39710.031.0075
1/8X3/4*	10	U39710.012.0075	3/16X1 Inch*	10	U39710.018.0100	5/16X1.1/4*	10	U39710.031.0125
1/8X1 Inch*	10	U39710.012.0100	3/16X1.1/2*	10	U39710.018.0150			
						3/8X1 Inch*	10	U39710.037.0100
5/32X1/2*	10	U39710.015.0050	1/4X3/4*	10	U39710.025.0075			
5/32X3/4*	10	U39710.015.0075	1/4X1 Inch*	10	U39710.025.0100			

9

FABORY

Grooved pin type E ASME

Gaffelkerfpen type E ASME / Goupille cannelée type E ASME

ASME B18.8.2

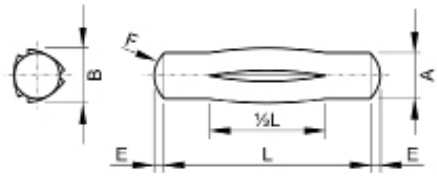



Technical Data

A (nom.)	A (max.)	A (min.)	B ≈	E	F (max.)
3/32	0.0938	0.0923	0.101	0.0091	0.135
1/8	0.1250	0.1230	0.134	0.0130	0.166
5/32	0.1263	0.1243	0.166	0.0170	0.198
3/16	0.1875	0.1855	0.198	0.0180	0.260
1/4	0.2500	0.2480	0.262	0.0260	0.322
5/16	0.3125	0.3105	0.394	0.0340	0.385
3/8	0.3750	0.3730	0.394	0.0390	0.479

U39750 Grooved pin type E ASME / Gaffelkerfpen type E ASME / Goupille cannelée type E ASME X20A

Material Carbon steel
Surface treatment Zinc plated



A (nom.) x L	✉	Art.number	A (nom.) x L	✉	Art.number	A (nom.) x L	✉	Art.number
3/32X1/4*	10	U39750.009.0025	5/32X1 Inch*	10	U39750.015.0100	1/4X1.1/4*	10	U39750.025.0125
3/32X1/2*	10	U39750.009.0050				1/4X1.1/2*	10	U39750.025.0150
			3/16X1/2*	10	U39750.018.0050			
1/8X1/2*	10	U39750.012.0050	3/16X3/4*	10	U39750.018.0075	5/16X3/4*	10	U39750.031.0075
1/8X3/4*	10	U39750.012.0075	3/16X1 Inch*	10	U39750.018.0100	5/16X1.1/4*	10	U39750.031.0125
1/8X1 Inch*	10	U39750.012.0100	3/16X1.1/2*	10	U39750.018.0150			
						3/8X1 Inch*	10	U39750.037.0100
5/32X1/2*	10	U39750.015.0050	1/4X3/4*	10	U39750.025.0075			
5/32X3/4*	10	U39750.015.0075	1/4X1 Inch*	10	U39750.025.0100			

9

Spring-type straight pin (spiral pin) coiled, light duty ASME

Spiraalspanbus, lichte uitvoering ASME / Goupille élastique spiralée, série mince ASME

ASME B18.8.2

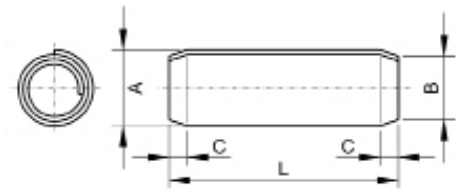



Technical Data

A (nom.)	A (max.)	A (min.)	B (max.)	C (ref.)	V
1/16	0.073	0.067	0.059	0.028	205
5/64	0.089	0.083	0.075	0.032	325
3/32	0.106	0.099	0.091	0.038	475
1/8	0.139	0.131	0.121	0.044	825
5/32	0.172	0.163	0.152	0.048	1.300
3/16	0.207	0.196	0.182	0.055	1.900
1/4	0.273	0.260	0.243	0.065	3.300

- V = minimum double shear load in lb.

Article groups

Material	Code	Page
Spring steel SAE 1070	U39130	9-67
St.spr.st SAE 51420	U51432	9-67

U39130 Spring-type straight pin (spiral pin) coiled, light duty ASME / Spiraalspanbus, lichte uitvoering ASME / Goupille élastique spiralée, série mince ASME — X20A

Material Spring steel SAE 1070



A (nom.) x L	✉	Art.number	A (nom.) x L	✉	Art.number	A (nom.) x L	✉	Art.number
3/32X3/8*	100	U39130.009.0037	1/8X1 Inch*	100	U39130.012.0100	3/16X1.1/4*	25	U39130.018.0125
3/32X7/16*	100	U39130.009.0043	1/8X1.1/4*	50	U39130.012.0125	3/16X1.1/2*	25	U39130.018.0150
3/32X1/2*	100	U39130.009.0050				3/16X1.3/4*	25	U39130.018.0175
3/32X9/16*	100	U39130.009.0056	5/32X5/8*	50	U39130.015.0062	3/16X2 Inch*	25	U39130.018.0200
3/32X5/8*	100	U39130.009.0062	5/32X3/4*	50	U39130.015.0075			
3/32X3/4*	100	U39130.009.0075	5/32X7/8*	50	U39130.015.0087	1/4X1 Inch*	25	U39130.025.0100
3/32X7/8*	100	U39130.009.0087	5/32X1 Inch*	50	U39130.015.0100	1/4X1.1/4*	25	U39130.025.0125
3/32X1 Inch*	100	U39130.009.0100	5/32X1.1/4*	50	U39130.015.0125	1/4X1.1/2*	25	U39130.025.0150
			5/32X1.1/2*	50	U39130.015.0150	1/4X1.3/4*	25	U39130.025.0175
1/8X1/2*	100	U39130.012.0050	5/32X1.3/4*	50	U39130.015.0175	1/4X2 Inch*	25	U39130.025.0200
1/8X9/16*	100	U39130.012.0056	5/32X2 Inch*	50	U39130.015.0200	1/4X2.1/4*	25	U39130.025.0225
1/8X5/8*	100	U39130.012.0062				1/4X2.1/2*	25	U39130.025.0250
1/8X3/4*	100	U39130.012.0075	3/16X7/8*	50	U39130.018.0087			
1/8X7/8*	100	U39130.012.0087	3/16X1 Inch*	50	U39130.018.0100			

- Warning: electroplating of these products may cause hydrogen embrittlement.

U51432 Spring-type straight pin (spiral pin) coiled, light duty ASME / Spiraalspanbus, lichte uitvoering ASME / Goupille élastique spiralée, série mince ASME — X15A

Material Stainless spring steel SAE 51420



A (nom.) x L	✉	Art.number	A (nom.) x L	✉	Art.number	A (nom.) x L	✉	Art.number
1/16X1/4*	100	U51432.006.0025	5/64X7/16*	100	U51432.007.0043	3/32X5/8*	50	U51432.009.0062
1/16X5/16*	100	U51432.006.0031	5/64X1/2*	100	U51432.007.0050	3/32X3/4*	50	U51432.009.0075
1/16X3/8*	100	U51432.006.0037	5/64X9/16*	100	U51432.007.0056	3/32X7/8*	50	U51432.009.0087
1/16X7/16*	100	U51432.006.0043	5/64X5/8*	100	U51432.007.0062	3/32X1 Inch*	50	U51432.009.0100
1/16X1/2*	100	U51432.006.0050	5/64X3/4*	100	U51432.007.0075			
1/16X9/16*	100	U51432.006.0056				1/8X1/2*	25	U51432.012.0050
1/16X5/8*	100	U51432.006.0062	3/32X3/8*	50	U51432.009.0037	1/8X9/16*	25	U51432.012.0056
			3/32X7/16*	50	U51432.009.0043	1/8X5/8*	25	U51432.012.0062
5/64X5/16*	100	U51432.007.0031	3/32X1/2*	50	U51432.009.0050	1/8X3/4*	25	U51432.012.0075
5/64X3/8*	100	U51432.007.0037	3/32X9/16*	50	U51432.009.0056	1/8X7/8*	25	U51432.012.0087

FABORY

U51432	Spring-type straight pin (spiral pin) coiled, light duty ASME / Spiraalspanbus, lichte uitvoering ASME / Goupille élastique spiralée, série mince ASME	←

A (nom.) x L	✉	Art.number	A (nom.) x L	✉	Art.number	A (nom.) x L	✉	Art.number
1/8X1 Inch*	25	U51432.012.0100	5/32X1.3/4*	25	U51432.015.0175	3/16X2 Inch*	10	U51432.018.0200
1/8X1.1/4*	25	U51432.012.0125	5/32X2 Inch*	25	U51432.015.0200			
						1/4X1 Inch*	10	U51432.025.0100
5/32X5/8*	25	U51432.015.0062	3/16X3/4*	10	U51432.018.0075	1/4X1.1/4*	10	U51432.025.0125
5/32X3/4*	25	U51432.015.0075	3/16X7/8*	10	U51432.018.0087	1/4X1.1/2	10	U51432.025.0150
5/32X7/8*	25	U51432.015.0087	3/16X1 Inch*	10	U51432.018.0100	1/4X1.3/4*	10	U51432.025.0175
5/32X1 Inch*	25	U51432.015.0100	3/16X1.1/4*	10	U51432.018.0125	1/4X2 Inch*	10	U51432.025.0200
5/32X1.1/4*	25	U51432.015.0125	3/16X1.1/2*	10	U51432.018.0150	1/4X2.1/4*	10	U51432.025.0225
5/32X1.1/2*	25	U51432.015.0150	3/16X1.3/4*	10	U51432.018.0175	1/4X2.1/2*	10	U51432.025.0250

Spring-type straight pin (spiral pin) coiled, standard duty ASME

Spiraalspanbus, normale uitvoering ASME / Goupille élastique spiralée, série moyenne ASME

ASME B18.8.2

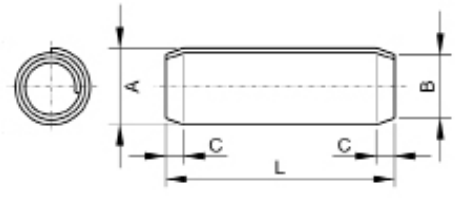



Technical Data

A (nom.)	A (max.)	A (min.)	B (max.)	C (ref.)	V
1/16	0.072	0.067	0.059	0.028	330
5/64	0.088	0.083	0.075	0.032	550
3/32	0.105	0.099	0.091	0.038	775
1/8	0.138	0.131	0.121	0.044	1.400
5/32	0.171	0.163	0.152	0.048	2.200
3/16	0.205	0.196	0.182	0.055	3.150
1/4	0.271	0.260	0.243	0.065	5.500
5/16	0.337	0.324	0.304	0.080	8.700
3/8	0.403	0.386	0.366	0.095	12.600
1/2	0.535	0.516	0.488	0.110	22.500

9

- V = minimum double shear load in lb.

Article groups

Material	Code	Page
Spring steel SAE 1070	U39140	9-68
St.spr.st SAE 51420	U51430	9-69

U39140	Spring-type straight pin (spiral pin) coiled, standard duty ASME / Spiraalspanbus, normale uitvoering ASME / Goupille élastique spiralée, série moyenne ASME	X20A

Material Spring steel SAE 1070



A (nom.) x L	✉	Art.number	A (nom.) x L	✉	Art.number	A (nom.) x L	✉	Art.number
1/16X3/16*	100	U39140.006.0018	3/32X3/8*	100	U39140.009.0037			
1/16X1/4*	100	U39140.006.0025	3/32X7/16*	100	U39140.009.0043	5/32X7/16*	50	U39140.015.0043
1/16X5/16*	100	U39140.006.0031	3/32X1/2*	100	U39140.009.0050	5/32X1/2*	50	U39140.015.0050
1/16X3/8*	100	U39140.006.0037	3/32X9/16*	100	U39140.009.0056	5/32X9/16*	50	U39140.015.0056
1/16X7/16*	100	U39140.006.0043	3/32X5/8*	100	U39140.009.0062	5/32X5/8*	50	U39140.015.0062
1/16X1/2*	100	U39140.006.0050	3/32X3/4*	100	U39140.009.0075	5/32X3/4*	50	U39140.015.0075
1/16X9/16*	100	U39140.006.0056	3/32X7/8*	100	U39140.009.0087	5/32X7/8*	50	U39140.015.0087
1/16X5/8*	100	U39140.006.0062	3/32X1 Inch*	100	U39140.009.0100	5/32X1 Inch*	50	U39140.015.0100
						5/32X1.1/4*	50	U39140.015.0125
5/64X1/4*	100	U39140.007.0025	1/8X3/8*	100	U39140.012.0037	5/32X1.1/2*	50	U39140.015.0150
5/64X5/16*	100	U39140.007.0031	1/8X7/16*	100	U39140.012.0043	5/32X1.3/4*	50	U39140.015.0175
5/64X3/8*	100	U39140.007.0037	1/8X1/2*	100	U39140.012.0050	5/32X2 Inch*	50	U39140.015.0200
5/64X7/16*	100	U39140.007.0043	1/8X9/16*	100	U39140.012.0056			
5/64X1/2*	100	U39140.007.0050	1/8X5/8*	100	U39140.012.0062	3/16X9/16*	50	U39140.018.0056
5/64X9/16*	100	U39140.007.0056	1/8X3/4*	100	U39140.012.0075	3/16X5/8*	50	U39140.018.0062
5/64X5/8*	100	U39140.007.0062	1/8X7/8*	100	U39140.012.0087	3/16X3/4*	50	U39140.018.0075
5/64X3/4*	100	U39140.007.0075	1/8X1 Inch*	100	U39140.012.0100	3/16X7/8*	50	U39140.018.0087
			1/8X1.1/4*	50	U39140.012.0125	3/16X1 Inch*	50	U39140.018.0100
3/32X5/16*	100	U39140.009.0031						

U39140 Spring-type straight pin (spiral pin) coiled, standard duty ASME / Spiraalspanbus, normale uitvoering ASME / Goupille élastique spiralée, série moyenne ASME

A (nom.) x L	✉	Art.number	A (nom.) x L	✉	Art.number	A (nom.) x L	✉	Art.number
3/16X1.1/4*	25	U39140.018.0125				3/8X2.3/4*	5	U39140.037.0275
3/16X1.1/2*	25	U39140.018.0150	5/16X1 Inch*	5	U39140.031.0100	3/8X3 Inch*	5	U39140.037.0300
3/16X1.3/4*	25	U39140.018.0175	5/16X1.1/4*	5	U39140.031.0125	3/8X3.1/4*	5	U39140.037.0325
3/16X2 Inch*	25	U39140.018.0200	5/16X1.1/2*	5	U39140.031.0150	3/8X3.1/2*	5	U39140.037.0350
			5/16X1.3/4*	5	U39140.031.0175			
1/4X3/4*	25	U39140.025.0075	5/16X2 Inch*	5	U39140.031.0200	1/2X1.1/2*	5	U39140.050.0150
1/4X13/16*	25	U39140.025.0081	5/16X2.1/4*	5	U39140.031.0225	1/2X1.3/4*	5	U39140.050.0175
1/4X7/8*	25	U39140.025.0087	5/16X2.1/2*	5	U39140.031.0250	1/2X2 Inch*	5	U39140.050.0200
1/4X1 Inch*	25	U39140.025.0100	5/16X2.3/4*	5	U39140.031.0275	1/2X2.1/4*	5	U39140.050.0225
1/4X1.1/4*	25	U39140.025.0125	5/16X3 Inch*	5	U39140.031.0300	1/2X2.1/2*	5	U39140.050.0250
1/4X1.1/2*	25	U39140.025.0150				1/2X2.3/4*	5	U39140.050.0275
1/4X1.3/4*	25	U39140.025.0175	3/8X1.1/4*	5	U39140.037.0125	1/2X3 Inch*	5	U39140.050.0300
1/4X2 Inch*	25	U39140.025.0200	3/8X1.1/2*	5	U39140.037.0150	1/2X3.1/4*	5	U39140.050.0325
1/4X2.1/4*	25	U39140.025.0225	3/8X1.3/4*	5	U39140.037.0175	1/2X3.1/2*	5	U39140.050.0350
1/4X2.1/2*	25	U39140.025.0250	3/8X2 Inch*	5	U39140.037.0200	1/2X3.3/4*	5	U39140.050.0375
1/4X2.3/4*	25	U39140.025.0275	3/8X2.1/4*	5	U39140.037.0225	1/2X4 Inch*	5	U39140.050.0400
1/4X3 Inch*	25	U39140.025.0300	3/8X2.1/2*	5	U39140.037.0250			

- Warning: electroplating of these products may cause hydrogen embrittlement.

U51430 Spring-type straight pin (spiral pin) coiled, standard duty ASME / Spiraalspanbus, normale uitvoering ASME / Goupille élastique spiralée, série moyenne ASME — X15A

Material Stainless spring steel SAE 51420



A (nom.) x L	✉	Art.number	A (nom.) x L	✉	Art.number	A (nom.) x L	✉	Art.number
1/16X3/16*	100	U51430.006.0018	1/8X1 Inch*	25	U51430.012.0100	1/4X3 Inch*	10	U51430.025.0300
1/16X1/4*	100	U51430.006.0025	1/8X1.1/4*	25	U51430.012.0125			
1/16X5/16*	100	U51430.006.0031				5/16X1 Inch*	10	U51430.031.0100
1/16X3/8*	100	U51430.006.0037	5/32X7/16*	25	U51430.015.0043	5/16X1.1/4*	10	U51430.031.0125
1/16X7/16*	100	U51430.006.0043	5/32X1/2*	25	U51430.015.0050	5/16X1.1/2*	10	U51430.031.0150
1/16X1/2*	100	U51430.006.0050	5/32X9/16*	25	U51430.015.0056	5/16X1.3/4*	10	U51430.031.0175
1/16X9/16*	100	U51430.006.0056	5/32X5/8*	25	U51430.015.0062	5/16X2 Inch*	10	U51430.031.0200
1/16X5/8*	100	U51430.006.0062	5/32X3/4*	25	U51430.015.0075	5/16X2.1/4*	10	U51430.031.0225
			5/32X7/8*	25	U51430.015.0087	5/16X2.1/2*	10	U51430.031.0250
5/64X1/4*	100	U51430.007.0025	5/32X1 Inch*	25	U51430.015.0100	5/16X2.3/4*	10	U51430.031.0275
5/64X5/16*	100	U51430.007.0031	5/32X1.1/4*	25	U51430.015.0125	5/16X3 Inch*	10	U51430.031.0300
5/64X3/8*	100	U51430.007.0037	5/32X1.1/2*	25	U51430.015.0150			
5/64X7/16*	100	U51430.007.0043	5/32X1.3/4*	25	U51430.015.0175	3/8X1.1/4*	5	U51430.037.0125
5/64X1/2*	100	U51430.007.0050	5/32X2 Inch*	25	U51430.015.0200	3/8X1.1/2*	5	U51430.037.0150
5/64X9/16*	100	U51430.007.0056				3/8X1.3/4*	5	U51430.037.0175
5/64X5/8*	100	U51430.007.0062	3/16X9/16*	10	U51430.018.0056	3/8X2 Inch*	5	U51430.037.0200
5/64X3/4*	100	U51430.007.0075	3/16X5/8*	10	U51430.018.0062	3/8X2.1/4*	5	U51430.037.0225
			3/16X3/4*	10	U51430.018.0075	3/8X2.1/2*	5	U51430.037.0250
3/32X5/16*	50	U51430.009.0031	3/16X7/8*	10	U51430.018.0087	3/8X2.3/4*	5	U51430.037.0275
3/32X3/8*	50	U51430.009.0037	3/16X1 Inch*	10	U51430.018.0100	3/8X3 Inch*	5	U51430.037.0300
3/32X7/16*	50	U51430.009.0043	3/16X1.1/4*	10	U51430.018.0125	3/8X3.1/4*	5	U51430.037.0325
3/32X1/2*	50	U51430.009.0050	3/16X1.1/2*	10	U51430.018.0150	3/8X3.1/2*	5	U51430.037.0350
3/32X9/16*	50	U51430.009.0056	3/16X1.3/4*	10	U51430.018.0175			
3/32X5/8*	50	U51430.009.0062	3/16X2 Inch*	10	U51430.018.0200	1/2X1.1/2*	1	U51430.050.0150
3/32X3/4*	50	U51430.009.0075				1/2X1.3/4*	1	U51430.050.0175
3/32X7/8*	50	U51430.009.0087	1/4X3/4*	10	U51430.025.0075	1/2X2 Inch*	1	U51430.050.0200
3/32X1 Inch*	50	U51430.009.0100	1/4X13/16*	10	U51430.025.0081	1/2X2.1/4*	1	U51430.050.0225
			1/4X7/8*	10	U51430.025.0087	1/2X2.1/2*	1	U51430.050.0250
1/8X3/8*	25	U51430.012.0037	1/4X1 Inch*	10	U51430.025.0100	1/2X2.3/4*	1	U51430.050.0275
1/8X7/16*	25	U51430.012.0043	1/4X1.1/4*	10	U51430.025.0125	1/2X3 Inch*	1	U51430.050.0300
1/8X1/2*	25	U51430.012.0050	1/4X1.1/2*	10	U51430.025.0150	1/2X3.1/4*	1	U51430.050.0325
1/8X9/16*	25	U51430.012.0056	1/4X1.3/4*	10	U51430.025.0175	1/2X3.1/2*	1	U51430.050.0350
1/8X5/8*	25	U51430.012.0062	1/4X2 Inch*	10	U51430.025.0200	1/2X3.3/4*	1	U51430.050.0375
1/8X3/4*	25	U51430.012.0075	1/4X2.1/4*	10	U51430.025.0225	1/2X4 Inch*	1	U51430.050.0400
1/8X7/8*	25	U51430.012.0087	1/4X2.1/2*	10	U51430.025.0250			

FABORY

Spring-type straight pin (spiral pin) coiled, heavy duty ASME

Spiraalspanbus, zware uitvoering ASME / Goupille élastique spiralée, série lourde ASME

ASME B18.8.2

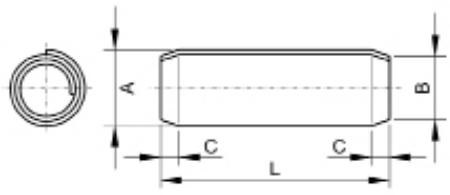



Technical Data

A (nom.)	A (max.)	A (min.)	B (max.)	C (ref.)	V
1/16	0.070	0.066	0.059	0.028	475
5/64	0.086	0.082	0.075	0.032	800
3/32	0.103	0.098	0.091	0.038	1.150
1/8	0.136	0.130	0.121	0.044	2.000
5/32	0.168	0.161	0.152	0.048	3.100
3/16	0.202	0.194	0.182	0.055	4.500
1/4	0.268	0.258	0.243	0.065	7.800
5/16	0.334	0.322	0.304	0.080	12.000
3/8	0.400	0.386	0.366	0.095	18.000
1/2	0.532	0.514	0.488	0.110	32.000

- V = minimum double shear load in lb.

Article groups

Material	Code	Page
Spring steel SAE 1070	U39150	9-70
St.spr.st SAE 51420	U51431	9-71

U39150 **Spring-type straight pin (spiral pin) coiled, heavy duty ASME / Spiraalspanbus, zware uitvoering ASME / Goupille élastique spiralée, série lourde ASME** **X20A**

Material Spring steel SAE 1070



9

A (nom.) x L	✉	Art.number	A (nom.) x L	✉	Art.number	A (nom.) x L	✉	Art.number
1/16X3/16*	100	U39150.006.0018	1/8X9/16*	100	U39150.012.0056	1/4X1 Inch*	25	U39150.025.0100
1/16X1/4*	100	U39150.006.0025	1/8X5/8*	100	U39150.012.0062	1/4X1.1/4*	25	U39150.025.0125
1/16X5/16*	100	U39150.006.0031	1/8X3/4*	100	U39150.012.0075	1/4X1.1/2*	25	U39150.025.0150
1/16X3/8*	100	U39150.006.0037	1/8X7/8*	100	U39150.012.0087	1/4X1.3/4*	25	U39150.025.0175
1/16X7/16*	100	U39150.006.0043	1/8X1 Inch*	100	U39150.012.0100	1/4X2 Inch*	25	U39150.025.0200
1/16X1/2*	100	U39150.006.0050	1/8X1.1/4*	50	U39150.012.0125	1/4X2.1/4*	25	U39150.025.0225
1/16X9/16*	100	U39150.006.0056				1/4X2.1/2*	25	U39150.025.0250
1/16X5/8*	100	U39150.006.0062	5/32X7/16*	50	U39150.015.0043			
			5/32X1/2*	50	U39150.015.0050	5/16X7/8*	5	U39150.031.0087
5/64X3/16*	100	U39150.007.0018	5/32X9/16*	50	U39150.015.0056	5/16X1 Inch*	5	U39150.031.0100
5/64X1/4*	100	U39150.007.0025	5/32X5/8*	50	U39150.015.0062	5/16X1.1/4*	5	U39150.031.0125
5/64X5/16*	100	U39150.007.0031	5/32X3/4*	50	U39150.015.0075	5/16X1.1/2*	5	U39150.031.0150
5/64X3/8*	100	U39150.007.0037	5/32X7/8*	50	U39150.015.0087	5/16X1.3/4*	5	U39150.031.0175
5/64X7/16*	100	U39150.007.0043	5/32X1 Inch*	50	U39150.015.0100	5/16X2 Inch*	5	U39150.031.0200
5/64X1/2*	100	U39150.007.0050	5/32X1.1/4*	50	U39150.015.0125	5/16X2.1/4*	5	U39150.031.0225
5/64X9/16*	100	U39150.007.0056	5/32X1.1/2*	50	U39150.015.0150	5/16X2.1/2*	5	U39150.031.0250
5/64X5/8*	100	U39150.007.0062	5/32X1.3/4*	50	U39150.015.0175	5/16X2.3/4*	5	U39150.031.0275
5/64X3/4*	100	U39150.007.0075	5/32X2 Inch*	50	U39150.015.0200	5/16X3 Inch*	5	U39150.031.0300
3/32X1/4*	100	U39150.009.0025	3/16X1/2*	50	U39150.018.0050	3/8X1 Inch*	5	U39150.037.0100
3/32X5/16*	100	U39150.009.0031	3/16X9/16*	50	U39150.018.0056	3/8X1.1/4*	5	U39150.037.0125
3/32X3/8*	100	U39150.009.0037	3/16X5/8*	50	U39150.018.0062	3/8X1.1/2*	5	U39150.037.0150
3/32X7/16*	100	U39150.009.0043	3/16X3/4*	50	U39150.018.0075	3/8X1.3/4*	5	U39150.037.0175
3/32X1/2*	100	U39150.009.0050	3/16X7/8*	50	U39150.018.0087	3/8X2 Inch*	5	U39150.037.0200
3/32X9/16*	100	U39150.009.0056	3/16X1 Inch*	50	U39150.018.0100	3/8X2.1/4*	5	U39150.037.0225
3/32X5/8*	100	U39150.009.0062	3/16X1.1/4*	25	U39150.018.0125	3/8X2.1/2*	5	U39150.037.0250
3/32X3/4*	100	U39150.009.0075	3/16X1.1/2*	25	U39150.018.0150	3/8X2.3/4*	5	U39150.037.0275
3/32X7/8*	100	U39150.009.0087	3/16X1.3/4*	25	U39150.018.0175	3/8X3 Inch*	5	U39150.037.0300
3/32X1 Inch*	100	U39150.009.0100	3/16X2 Inch*	25	U39150.018.0200	3/8X3.1/4*	5	U39150.037.0325
						3/8X3.1/2*	5	U39150.037.0350
1/8X5/16*	100	U39150.012.0031	1/4X5/8*	25	U39150.025.0062			
1/8X3/8*	100	U39150.012.0037	1/4X3/4*	25	U39150.025.0075	1/2X1.1/4*	5	U39150.050.0125
1/8X7/16*	100	U39150.012.0043	1/4X13/16*	25	U39150.025.0081	1/2X1.1/2*	5	U39150.050.0150
1/8X1/2*	100	U39150.012.0050	1/4X7/8*	25	U39150.025.0087	1/2X1.3/4*	5	U39150.050.0175

U39150 Spring-type straight pin (spiral pin) coiled, heavy duty ASME / Spiraalspanbus, zware uitvoering ASME / Goupille élastique spiralée, série lourde ASME ←

A (nom.) x L	✉	Art.number	A (nom.) x L	✉	Art.number	A (nom.) x L	✉	Art.number
1/2X2 Inch*	5	U39150.050.0200	1/2X2.3/4*	5	U39150.050.0275	1/2X3.1/2*	5	U39150.050.0350
1/2X2.1/4*	5	U39150.050.0225	1/2X3 Inch*	5	U39150.050.0300	1/2X3.3/4*	5	U39150.050.0375
1/2X2.1/2*	5	U39150.050.0250	1/2X3.1/4*	5	U39150.050.0325	1/2X4 Inch*	5	U39150.050.0400

- Warning: electroplating of these products may cause hydrogen embrittlement.

U51431 Spring-type straight pin (spiral pin) coiled, heavy duty ASME / Spiraalspanbus, zware uitvoering ASME / Goupille élastique spiralée, série lourde ASME X15A

Material Stainless spring steel SAE 51420



A (nom.) x L	✉	Art.number	A (nom.) x L	✉	Art.number	A (nom.) x L	✉	Art.number
1/16X3/16*	100	U51431.006.0018	1/8X7/8*	25	U51431.012.0087	1/4X2.1/2*	10	U51431.025.0250
1/16X1/4*	100	U51431.006.0025	1/8X1 Inch*	25	U51431.012.0100			
1/16X5/16*	100	U51431.006.0031	1/8X1.1/4*	25	U51431.012.0125	5/16X7/8*	10	U51431.031.0087
1/16X3/8*	100	U51431.006.0037				5/16X1 Inch*	10	U51431.031.0100
1/16X7/16*	100	U51431.006.0043	5/32X7/16*	25	U51431.015.0043	5/16X1.1/4*	10	U51431.031.0125
1/16X1/2*	100	U51431.006.0050	5/32X1/2*	25	U51431.015.0050	5/16X1.1/2*	10	U51431.031.0150
1/16X9/16*	100	U51431.006.0056	5/32X9/16*	25	U51431.015.0056	5/16X1.3/4*	10	U51431.031.0175
1/16X5/8*	100	U51431.006.0062	5/32X5/8*	25	U51431.015.0062	5/16X2 Inch*	10	U51431.031.0200
			5/32X3/4*	25	U51431.015.0075	5/16X2.1/4*	10	U51431.031.0225
5/64X3/16*	100	U51431.007.0018	5/32X7/8*	25	U51431.015.0087	5/16X2.1/2*	10	U51431.031.0250
5/64X1/4*	100	U51431.007.0025	5/32X1 Inch*	25	U51431.015.0100	5/16X2.3/4*	10	U51431.031.0275
5/64X5/16*	100	U51431.007.0031	5/32X1.1/4*	25	U51431.015.0125	5/16X3 Inch*	10	U51431.031.0300
5/64X3/8*	100	U51431.007.0037	5/32X1.1/2*	25	U51431.015.0150			
5/64X7/16*	100	U51431.007.0043	5/32X1.3/4*	25	U51431.015.0175	3/8X1 Inch*	5	U51431.037.0100
5/64X1/2*	100	U51431.007.0050	5/32X2 Inch*	25	U51431.015.0200	3/8X1.1/4*	5	U51431.037.0125
5/64X9/16*	100	U51431.007.0056				3/8X1.1/2*	5	U51431.037.0150
5/64X5/8*	100	U51431.007.0062	3/16X1/2*	10	U51431.018.0050	3/8X1.3/4*	5	U51431.037.0175
5/64X3/4*	100	U51431.007.0075	3/16X9/16*	10	U51431.018.0056	3/8X2 Inch*	5	U51431.037.0200
			3/16X5/8*	10	U51431.018.0062	3/8X2.1/4*	5	U51431.037.0225
3/32X1/4*	50	U51431.009.0025	3/16X3/4*	10	U51431.018.0075	3/8X2.1/2*	5	U51431.037.0250
3/32X5/16*	50	U51431.009.0031	3/16X7/8*	10	U51431.018.0087	3/8X2.3/4*	5	U51431.037.0275
3/32X3/8*	50	U51431.009.0037	3/16X1 Inch*	10	U51431.018.0100	3/8X3 Inch*	5	U51431.037.0300
3/32X7/16*	50	U51431.009.0043	3/16X1.1/4*	10	U51431.018.0125	3/8X3.1/4*	5	U51431.037.0325
3/32X1/2*	50	U51431.009.0050	3/16X1.1/2*	10	U51431.018.0150	3/8X3.1/2*	5	U51431.037.0350
3/32X9/16*	50	U51431.009.0056	3/16X1.3/4*	10	U51431.018.0175			
3/32X5/8*	50	U51431.009.0062	3/16X2 Inch*	10	U51431.018.0200	1/2X1.1/4*	1	U51431.050.0125
3/32X3/4*	50	U51431.009.0075				1/2X1.1/2*	1	U51431.050.0150
3/32X7/8*	50	U51431.009.0087	1/4X5/8*	10	U51431.025.0062	1/2X1.3/4*	1	U51431.050.0175
3/32X1 Inch*	50	U51431.009.0100	1/4X3/4*	10	U51431.025.0075	1/2X2 Inch*	1	U51431.050.0200
			1/4X13/16*	10	U51431.025.0081	1/2X2.1/4*	1	U51431.050.0225
1/8X5/16*	25	U51431.012.0031	1/4X7/8*	10	U51431.025.0087	1/2X2.1/2*	1	U51431.050.0250
1/8X3/8*	25	U51431.012.0037	1/4X1 Inch*	10	U51431.025.0100	1/2X2.3/4*	1	U51431.050.0275
1/8X7/16*	25	U51431.012.0043	1/4X1.1/4*	10	U51431.025.0125	1/2X3 Inch*	1	U51431.050.0300
1/8X1/2*	25	U51431.012.0050	1/4X1.1/2*	10	U51431.025.0150	1/2X3.1/4*	1	U51431.050.0325
1/8X9/16*	25	U51431.012.0056	1/4X1.3/4*	10	U51431.025.0175	1/2X3.1/2*	1	U51431.050.0350
1/8X5/8*	25	U51431.012.0062	1/4X2 Inch*	10	U51431.025.0200	1/2X3.3/4*	1	U51431.050.0375
1/8X3/4*	25	U51431.012.0075	1/4X2.1/4*	10	U51431.025.0225	1/2X4 Inch*	1	U51431.050.0400

FABORY

Spring-type straight pin slotted ASME

Spanbus ASME / Goupille élastique ASME

ASME B18.8.2

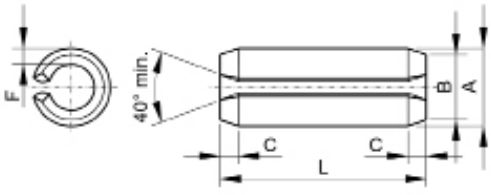



Technical Data

A (nom.)	A (max.)	A (min.)	B (max.)	C (ref.)	F	V
1/16	0.069	0.066	0.059	0.028	0.012	430
5/64	0.086	0.083	0.075	0.032	0.018	800
3/32	0.103	0.099	0.091	0.038	0.022	1.150
1/8	0.135	0.131	0.122	0.044	0.028	1.875
5/32	0.167	0.162	0.151	0.048	0.031	2.750
3/16	0.199	0.194	0.182	0.055	0.040	4.150
7/32	0.232	0.226	0.214	0.065	0.048	5.850
1/4	0.264	0.258	0.245	0.065	0.048	7.050
5/16	0.330	0.321	0.306	0.080	0.062	10.800
3/8	0.395	0.385	0.368	0.095	0.077	16.300
7/16	0.459	0.448	0.430	0.095	0.077	19.800
1/2	0.524	0.513	0.485	0.110	0.094	27.100

- V = minimum double shear load in lb.

Article groups

Material	Surface treatment	Code	Page
Spring steel SAE 1070	Plain	U39100	9-72
Spring steel SAE 1070	ZPL	U39101	9-73
St.spr.st SAE 51420		U51428	9-74

U39100 Spring-type straight pin slotted ASME / Spanbus ASME / Goupille élastique ASME **X20A**

Material Spring steel SAE 1070
Surface treatment Plain



RoHS

A (nom.) x L	✉	Art.number	A (nom.) x L	✉	Art.number	A (nom.) x L	✉	Art.number
1/16X3/16*	100	U39100.006.0018	5/64X1.1/2*	100	U39100.007.0150	1/8X15/16*	100	U39100.012.0093
1/16X1/4*	100	U39100.006.0025				1/8X1 Inch*	100	U39100.012.0100
1/16X5/16*	100	U39100.006.0031	3/32X3/16*	100	U39100.009.0018	1/8X1.1/8*	100	U39100.012.0112
1/16X3/8*	100	U39100.006.0037	3/32X1/4*	100	U39100.009.0025	1/8X1.1/4*	100	U39100.012.0125
1/16X7/16*	100	U39100.006.0043	3/32X5/16*	100	U39100.009.0031	1/8X1.3/8*	100	U39100.012.0137
1/16X1/2*	100	U39100.006.0050	3/32X3/8*	100	U39100.009.0037	1/8X1.1/2*	100	U39100.012.0150
1/16X9/16*	100	U39100.006.0056	3/32X7/16*	100	U39100.009.0043	1/8X1.5/8*	100	U39100.012.0162
1/16X5/8*	100	U39100.006.0062	3/32X1/2*	100	U39100.009.0050	1/8X1.3/4*	100	U39100.012.0175
1/16X11/16*	100	U39100.006.0068	3/32X9/16*	100	U39100.009.0056	1/8X1.7/8*	100	U39100.012.0187
1/16X3/4*	100	U39100.006.0075	3/32X5/8*	100	U39100.009.0062	1/8X2 Inch*	100	U39100.012.0200
1/16X13/16*	100	U39100.006.0081	3/32X11/16*	100	U39100.009.0068			
1/16X7/8*	100	U39100.006.0087	3/32X3/4*	100	U39100.009.0075	5/32X7/16*	100	U39100.015.0043
1/16X1 Inch*	100	U39100.006.0100	3/32X13/16*	100	U39100.009.0081	5/32X1/2*	100	U39100.015.0050
			3/32X7/8*	100	U39100.009.0087	5/32X9/16*	100	U39100.015.0056
5/64X3/16*	100	U39100.007.0018	3/32X15/16*	100	U39100.009.0093	5/32X5/8*	100	U39100.015.0062
5/64X1/4*	100	U39100.007.0025	3/32X1 Inch*	100	U39100.009.0100	5/32X11/16*	100	U39100.015.0068
5/64X5/16*	100	U39100.007.0031	3/32X1.1/8*	100	U39100.009.0112	5/32X3/4*	100	U39100.015.0075
5/64X3/8*	100	U39100.007.0037	3/32X1.1/4*	100	U39100.009.0125	5/32X13/16*	100	U39100.015.0081
5/64X7/16*	100	U39100.007.0043	3/32X1.3/8*	100	U39100.009.0137	5/32X7/8*	100	U39100.015.0087
5/64X1/2*	100	U39100.007.0050	3/32X1.1/2*	100	U39100.009.0150	5/32X15/16*	100	U39100.015.0093
5/64X9/16*	100	U39100.007.0056				5/32X1 Inch*	100	U39100.015.0100
5/64X5/8*	100	U39100.007.0062	1/8X5/16*	100	U39100.012.0031	5/32X1.1/8*	50	U39100.015.0112
5/64X11/16*	100	U39100.007.0068	1/8X3/8*	100	U39100.012.0037	5/32X1.1/4*	50	U39100.015.0125
5/64X3/4*	100	U39100.007.0075	1/8X7/16*	100	U39100.012.0043	5/32X1.3/8*	50	U39100.015.0137
5/64X13/16*	100	U39100.007.0081	1/8X1/2*	100	U39100.012.0050	5/32X1.1/2*	50	U39100.015.0150
5/64X7/8*	100	U39100.007.0087	1/8X9/16*	100	U39100.012.0056	5/32X1.5/8*	50	U39100.015.0162
5/64X15/16*	100	U39100.007.0093	1/8X5/8*	100	U39100.012.0062	5/32X1.3/4*	50	U39100.015.0175
5/64X1 Inch*	100	U39100.007.0100	1/8X11/16*	100	U39100.012.0068	5/32X1.7/8*	50	U39100.015.0187
5/64X1.1/8*	100	U39100.007.0112	1/8X3/4*	100	U39100.012.0075	5/32X2 Inch*	50	U39100.015.0200
5/64X1.1/4*	100	U39100.007.0125	1/8X13/16*	100	U39100.012.0081	5/32X2.1/4*	50	U39100.015.0225
5/64X1.3/8*	100	U39100.007.0137	1/8X7/8*	100	U39100.012.0087	5/32X2.1/2*	50	U39100.015.0250

U39100 Spring-type straight pin slotted ASME / Spanbus ASME / Goupille élastique ASME

A (nom.) x L	✉	Art.number	A (nom.) x L	✉	Art.number	A (nom.) x L	✉	Art.number
			1/4X1/2*	50	U39100.025.0050	5/16X4 Inch*	10	U39100.031.0400
3/16X1/2*	100	U39100.018.0050	1/4X9/16*	50	U39100.025.0056			
3/16X9/16*	100	U39100.018.0056	1/4X5/8*	50	U39100.025.0062	3/8X3/4*	10	U39100.037.0075
3/16X5/8*	100	U39100.018.0062	1/4X11/16*	50	U39100.025.0068	3/8X7/8*	10	U39100.037.0087
3/16X11/16*	100	U39100.018.0068	1/4X3/4*	50	U39100.025.0075	3/8X1 Inch*	10	U39100.037.0100
3/16X3/4*	100	U39100.018.0075	1/4X13/16*	50	U39100.025.0081	3/8X1.1/4*	10	U39100.037.0125
3/16X13/16*	100	U39100.018.0081	1/4X7/8*	50	U39100.025.0087	3/8X1.1/2*	10	U39100.037.0150
3/16X7/8*	100	U39100.018.0087	1/4X15/16*	50	U39100.025.0093	3/8X1.3/4*	10	U39100.037.0175
3/16X15/16*	100	U39100.018.0093	1/4X1 Inch*	50	U39100.025.0100	3/8X2 Inch*	10	U39100.037.0200
3/16X1 Inch*	100	U39100.018.0100	1/4X1.1/8*	25	U39100.025.0112	3/8X2.1/4*	10	U39100.037.0225
3/16X1.1/8*	50	U39100.018.0112	1/4X1.1/4*	25	U39100.025.0125	3/8X2.1/2*	10	U39100.037.0250
3/16X1.1/4*	50	U39100.018.0125	1/4X1.3/8*	25	U39100.025.0137	3/8X2.3/4*	10	U39100.037.0275
3/16X1.3/8*	50	U39100.018.0137	1/4X1.1/2*	25	U39100.025.0150	3/8X3 Inch*	10	U39100.037.0300
3/16X1.1/2*	50	U39100.018.0150	1/4X1.5/8*	25	U39100.025.0162	3/8X3.1/4*	5	U39100.037.0325
3/16X1.5/8*	50	U39100.018.0162	1/4X1.3/4*	25	U39100.025.0175	3/8X3.1/2*	5	U39100.037.0350
3/16X1.3/4*	50	U39100.018.0175	1/4X1.7/8*	25	U39100.025.0187	3/8X3.3/4*	5	U39100.037.0375
3/16X1.7/8*	50	U39100.018.0187	1/4X2 Inch*	25	U39100.025.0200	3/8X4 Inch*	5	U39100.037.0400
3/16X2 Inch*	50	U39100.018.0200	1/4X2.1/4*	25	U39100.025.0225			
3/16X2.1/4*	50	U39100.018.0225	1/4X2.1/2*	25	U39100.025.0250	7/16X1 Inch*	5	U39100.043.0100
3/16X2.1/2*	50	U39100.018.0250	1/4X2.3/4*	10	U39100.025.0275	7/16X1.1/2*	5	U39100.043.0150
			1/4X3 Inch*	10	U39100.025.0300	7/16X1.3/4*	5	U39100.043.0175
7/32X1/2*	50	U39100.021.0050	1/4X3.1/4*	10	U39100.025.0325	7/16X2 Inch*	5	U39100.043.0200
7/32X9/16*	50	U39100.021.0056	1/4X3.1/2*	10	U39100.025.0350	7/16X2.1/4*	5	U39100.043.0225
7/32X5/8*	50	U39100.021.0062				7/16X2.1/2*	5	U39100.043.0250
7/32X11/16*	50	U39100.021.0068	5/16X3/4*	25	U39100.031.0075	7/16X2.3/4*	5	U39100.043.0275
7/32X3/4*	50	U39100.021.0075	5/16X13/16*	25	U39100.031.0081	7/16X3 Inch*	5	U39100.043.0300
7/32X13/16*	50	U39100.021.0081	5/16X7/8*	25	U39100.031.0087	7/16X3.1/2*	5	U39100.043.0350
7/32X7/8*	50	U39100.021.0087	5/16X15/16*	25	U39100.031.0093	7/16X4 Inch*	5	U39100.043.0400
7/32X15/16*	50	U39100.021.0093	5/16X1 Inch*	25	U39100.031.0100			
7/32X1 Inch*	50	U39100.021.0100	5/16X1.1/8*	25	U39100.031.0112	1/2X1 Inch*	5	U39100.050.0100
7/32X1.1/8*	25	U39100.021.0112	5/16X1.1/4*	25	U39100.031.0125	1/2X1.1/4*	5	U39100.050.0125
7/32X1.1/4*	25	U39100.021.0125	5/16X1.1/2*	25	U39100.031.0150	1/2X1.1/2*	5	U39100.050.0150
7/32X1.3/8*	25	U39100.021.0137	5/16X1.5/8*	10	U39100.031.0162	1/2X1.3/4*	5	U39100.050.0175
7/32X1.1/2*	25	U39100.021.0150	5/16X1.3/4*	10	U39100.031.0175	1/2X2 Inch*	5	U39100.050.0200
7/32X1.5/8*	25	U39100.021.0162	5/16X1.7/8*	10	U39100.031.0187	1/2X2.1/4*	5	U39100.050.0225
7/32X1.3/4*	25	U39100.021.0175	5/16X2 Inch*	10	U39100.031.0200	1/2X2.1/2*	5	U39100.050.0250
7/32X1.7/8*	25	U39100.021.0187	5/16X2.1/4*	10	U39100.031.0225	1/2X2.3/4*	5	U39100.050.0275
7/32X2 Inch*	25	U39100.021.0200	5/16X2.1/2*	10	U39100.031.0250	1/2X3 Inch*	5	U39100.050.0300
7/32X2.1/4*	25	U39100.021.0225	5/16X2.3/4*	10	U39100.031.0275	1/2X3.1/4*	5	U39100.050.0325
7/32X2.1/2*	25	U39100.021.0250	5/16X3 Inch*	10	U39100.031.0300	1/2X3.1/2*	5	U39100.050.0350
7/32X2.3/4*	25	U39100.021.0275	5/16X3.1/4*	10	U39100.031.0325	1/2X3.3/4*	5	U39100.050.0375
7/32X3 Inch*	25	U39100.021.0300	5/16X3.1/2*	10	U39100.031.0350	1/2X4 Inch*	5	U39100.050.0400
			5/16X3.3/4*	10	U39100.031.0375			

- Warning: electroplating of these products may cause hydrogen embrittlement.

9

U39101 Spring-type straight pin slotted ASME / Spanbus ASME / Goupille élastique ASME X20A

Material Spring steel SAE 1070
Surface treatment Zinc plated



RoHS

A (nom.) x L	✉	Art.number	A (nom.) x L	✉	Art.number	A (nom.) x L	✉	Art.number
1/16X3/16*	100	U39101.006.0018	5/64X1 Inch*	100	U39101.007.0100	1/8X7/16*	100	U39101.012.0043
1/16X1/4*	100	U39101.006.0025	5/64X1.1/8*	100	U39101.007.0112	1/8X1/2*	100	U39101.012.0050
1/16X5/16*	100	U39101.006.0031	5/64X1.1/4*	100	U39101.007.0125	1/8X9/16*	100	U39101.012.0056
1/16X3/8*	100	U39101.006.0037	5/64X1.1/2*	100	U39101.007.0150	1/8X5/8*	100	U39101.012.0062
1/16X7/16*	100	U39101.006.0043				1/8X11/16*	100	U39101.012.0068
1/16X1/2*	100	U39101.006.0050	3/32X3/16*	100	U39101.009.0018	1/8X3/4*	100	U39101.012.0075
1/16X9/16*	100	U39101.006.0056	3/32X1/4*	100	U39101.009.0025	1/8X13/16*	100	U39101.012.0081
1/16X5/8*	100	U39101.006.0062	3/32X5/16*	100	U39101.009.0031	1/8X7/8*	100	U39101.012.0087
1/16X11/16*	100	U39101.006.0068	3/32X3/8*	100	U39101.009.0037	1/8X15/16*	100	U39101.012.0093
1/16X3/4*	100	U39101.006.0075	3/32X7/16*	100	U39101.009.0043	1/8X1 Inch*	100	U39101.012.0100
1/16X13/16*	100	U39101.006.0081	3/32X1/2*	100	U39101.009.0050	1/8X1.1/8*	100	U39101.012.0112
1/16X7/8*	100	U39101.006.0087	3/32X9/16*	100	U39101.009.0056	1/8X1.1/4*	100	U39101.012.0125
1/16X15/16*	100	U39101.006.0093	3/32X5/8*	100	U39101.009.0062	1/8X1.3/8*	100	U39101.012.0137
1/16X1 Inch*	100	U39101.006.0100	3/32X11/16*	100	U39101.009.0068	1/8X1.1/2*	100	U39101.012.0150
			3/32X3/4*	100	U39101.009.0075	1/8X1.5/8*	100	U39101.012.0162
5/64X1/4*	100	U39101.007.0025	3/32X13/16*	100	U39101.009.0081	1/8X1.3/4*	100	U39101.012.0175
5/64X5/16*	100	U39101.007.0031	3/32X7/8*	100	U39101.009.0087	1/8X1.7/8*	100	U39101.012.0187
5/64X3/8*	100	U39101.007.0037	3/32X15/16*	100	U39101.009.0093	1/8X2 Inch*	100	U39101.012.0200
5/64X7/16*	100	U39101.007.0043	3/32X1 Inch*	100	U39101.009.0100			
5/64X1/2*	100	U39101.007.0050	3/32X1.1/8*	100	U39101.009.0112	5/32X7/16*	100	U39101.015.0043
5/64X9/16*	100	U39101.007.0056	3/32X1.1/4*	100	U39101.009.0125	5/32X1/2*	100	U39101.015.0050
5/64X5/8*	100	U39101.007.0062	3/32X1.3/8*	100	U39101.009.0137	5/32X9/16*	100	U39101.015.0056
5/64X11/16*	100	U39101.007.0068	3/32X1.1/2*	100	U39101.009.0150	5/32X5/8*	100	U39101.015.0062
5/64X3/4*	100	U39101.007.0075				5/32X11/16*	100	U39101.015.0068
5/64X13/16*	100	U39101.007.0081	1/8X5/16*	100	U39101.012.0031	5/32X3/4*	100	U39101.015.0075
5/64X7/8*	100	U39101.007.0087	1/8X3/8*	100	U39101.012.0037	5/32X13/16*	100	U39101.015.0081
5/64X15/16*	100	U39101.007.0093						

FABORY

U39101 Spring-type straight pin slotted ASME / Spanbus ASME / Goupille élastique ASME ←

A (nom.) x L	✉	Art.number	A (nom.) x L	✉	Art.number	A (nom.) x L	✉	Art.number
5/32X7/8*	100	U39101.015.0087	7/32X1.7/8*	25	U39101.021.0187	5/16X3.1/2*	10	U39101.031.0350
5/32X15/16*	100	U39101.015.0093	7/32X2 Inch*	25	U39101.021.0200	5/16X3.3/4*	10	U39101.031.0375
5/32X1 Inch*	100	U39101.015.0100	7/32X2.1/4*	25	U39101.021.0225	5/16X4 Inch*	10	U39101.031.0400
5/32X1.1/8*	50	U39101.015.0112	7/32X2.1/2*	25	U39101.021.0250			
5/32X1.1/4*	50	U39101.015.0125	7/32X2.3/4*	25	U39101.021.0275	3/8X3/4*	10	U39101.037.0075
5/32X1.3/8*	50	U39101.015.0137	7/32X3 Inch*	25	U39101.021.0300	3/8X7/8*	10	U39101.037.0087
5/32X1.1/2*	50	U39101.015.0150				3/8X1 Inch*	10	U39101.037.0100
5/32X1.5/8*	50	U39101.015.0162	1/4X1/2*	50	U39101.025.0050	3/8X1.1/4*	10	U39101.037.0125
5/32X1.3/4*	50	U39101.015.0175	1/4X9/16*	50	U39101.025.0056	3/8X1.1/2*	10	U39101.037.0150
5/32X1.7/8*	50	U39101.015.0187	1/4X5/8*	50	U39101.025.0062	3/8X1.3/4*	10	U39101.037.0175
5/32X2 Inch*	50	U39101.015.0200	1/4X11/16*	50	U39101.025.0068	3/8X2 Inch*	10	U39101.037.0200
5/32X2.1/4*	50	U39101.015.0225	1/4X3/4*	50	U39101.025.0075	3/8X2.1/4*	10	U39101.037.0225
5/32X2.1/2*	50	U39101.015.0250	1/4X13/16*	50	U39101.025.0081	3/8X2.1/2*	10	U39101.037.0250
			1/4X7/8*	50	U39101.025.0087	3/8X2.3/4*	10	U39101.037.0275
3/16X1/2*	100	U39101.018.0050	1/4X15/16*	50	U39101.025.0093	3/8X3 Inch*	10	U39101.037.0300
3/16X9/16*	100	U39101.018.0056	1/4X1 Inch*	50	U39101.025.0100	3/8X3.1/4*	5	U39101.037.0325
3/16X5/8*	100	U39101.018.0062	1/4X1.1/8*	25	U39101.025.0112	3/8X3.1/2*	5	U39101.037.0350
3/16X11/16*	100	U39101.018.0068	1/4X1.1/4*	25	U39101.025.0125	3/8X3.3/4*	5	U39101.037.0375
3/16X3/4*	100	U39101.018.0075	1/4X1.3/8*	25	U39101.025.0137	3/8X4 Inch*	5	U39101.037.0400
3/16X13/16*	100	U39101.018.0081	1/4X1.1/2*	25	U39101.025.0150			
3/16X7/8*	100	U39101.018.0087	1/4X1.5/8*	25	U39101.025.0162	7/16X1 Inch*	5	U39101.043.0100
3/16X1 Inch*	100	U39101.018.0100	1/4X1.3/4*	25	U39101.025.0175	7/16X1.1/4*	5	U39101.043.0125
3/16X1.1/8*	50	U39101.018.0112	1/4X1.7/8*	25	U39101.025.0187	7/16X1.1/2*	5	U39101.043.0150
3/16X1.1/4*	50	U39101.018.0125	1/4X2 Inch*	25	U39101.025.0200	7/16X1.3/4*	5	U39101.043.0175
3/16X1.3/8*	50	U39101.018.0137	1/4X2.1/4*	25	U39101.025.0225	7/16X2 Inch*	5	U39101.043.0200
3/16X1.1/2*	50	U39101.018.0150	1/4X2.1/2*	25	U39101.025.0250	7/16X2.1/4*	5	U39101.043.0225
3/16X1.5/8*	50	U39101.018.0162	1/4X2.3/4*	10	U39101.025.0275	7/16X2.1/2*	5	U39101.043.0250
3/16X1.3/4*	50	U39101.018.0175	1/4X3 Inch*	10	U39101.025.0300	7/16X2.3/4*	5	U39101.043.0275
3/16X1.7/8*	50	U39101.018.0187	1/4X3.1/4*	10	U39101.025.0325	7/16X3 Inch*	5	U39101.043.0300
3/16X2 Inch*	50	U39101.018.0200	1/4X3.1/2*	10	U39101.025.0350	7/16X3.1/4*	5	U39101.043.0325
3/16X2.1/4*	50	U39101.018.0225				7/16X3.1/2*	5	U39101.043.0350
3/16X2.1/2*	50	U39101.018.0250	5/16X3/4*	25	U39101.031.0075	7/16X3.3/4*	5	U39101.043.0375
			5/16X13/16*	25	U39101.031.0081	7/16X4 Inch*	5	U39101.043.0400
7/32X1/2*	50	U39101.021.0050	5/16X7/8*	25	U39101.031.0087			
7/32X9/16*	50	U39101.021.0056	5/16X15/16*	25	U39101.031.0093	1/2X1 Inch*	5	U39101.050.0100
7/32X5/8*	50	U39101.021.0062	5/16X1 Inch*	25	U39101.031.0100	1/2X1.1/4*	5	U39101.050.0125
7/32X11/16*	50	U39101.021.0068	5/16X1.1/8*	25	U39101.031.0112	1/2X1.1/2*	5	U39101.050.0150
7/32X3/4*	50	U39101.021.0075	5/16X1.1/4*	25	U39101.031.0125	1/2X1.3/4*	5	U39101.050.0175
7/32X13/16*	50	U39101.021.0081	5/16X1.1/2*	25	U39101.031.0150	1/2X2 Inch*	5	U39101.050.0200
7/32X7/8*	50	U39101.021.0087	5/16X1.5/8*	10	U39101.031.0162	1/2X2.1/4*	5	U39101.050.0225
7/32X15/16*	50	U39101.021.0093	5/16X1.3/4*	10	U39101.031.0175	1/2X2.1/2*	5	U39101.050.0250
7/32X1 Inch*	50	U39101.021.0100	5/16X1.7/8*	10	U39101.031.0187	1/2X2.3/4*	5	U39101.050.0275
7/32X1.1/8*	25	U39101.021.0112	5/16X2 Inch*	10	U39101.031.0200	1/2X3 Inch*	5	U39101.050.0300
7/32X1.1/4*	25	U39101.021.0125	5/16X2.1/4*	10	U39101.031.0225	1/2X3.1/4*	5	U39101.050.0325
7/32X1.3/8*	25	U39101.021.0137	5/16X2.1/2*	10	U39101.031.0250	1/2X3.1/2*	5	U39101.050.0350
7/32X1.1/2*	25	U39101.021.0150	5/16X2.3/4*	10	U39101.031.0275	1/2X3.3/4*	5	U39101.050.0375
7/32X1.5/8*	25	U39101.021.0162	5/16X3 Inch*	10	U39101.031.0300	1/2X4 Inch*	5	U39101.050.0400
7/32X1.3/4*	25	U39101.021.0175	5/16X3.1/4*	10	U39101.031.0325			

- Warning: electroplating of these products may cause hydrogen embrittlement.

U51428 Spring-type straight pin slotted ASME / Spanbus ASME / Goupille élastique ASME X15A

Material Stainless spring steel SAE 51420



RoHS

A (nom.) x L	✉	Art.number	A (nom.) x L	✉	Art.number	A (nom.) x L	✉	Art.number
1/16X1/4*	100	U51428.006.0025	3/32X3/8*	100	U51428.009.0037	1/8X15/16*	100	U51428.012.0093
1/16X5/16*	100	U51428.006.0031	3/32X7/16*	100	U51428.009.0043	1/8X1 Inch*	100	U51428.012.0100
1/16X3/8*	100	U51428.006.0037	3/32X1/2*	100	U51428.009.0050	1/8X1.1/8*	100	U51428.012.0112
1/16X1/2*	100	U51428.006.0050	3/32X5/8*	100	U51428.009.0062	1/8X1.1/4*	100	U51428.012.0125
1/16X5/8*	100	U51428.006.0062	3/32X11/16*	100	U51428.009.0068	1/8X1.3/8*	100	U51428.012.0137
1/16X3/4*	100	U51428.006.0075	3/32X3/4*	100	U51428.009.0075	1/8X1.1/2*	100	U51428.012.0150
1/16X7/8*	100	U51428.006.0087	3/32X7/8*	100	U51428.009.0087	1/8X1.3/4*	100	U51428.012.0175
1/16X1 Inch*	100	U51428.006.0100	3/32X1 Inch*	100	U51428.009.0100	1/8X2 Inch*	100	U51428.012.0200
			3/32X1.1/8*	100	U51428.009.0112			
5/64X1/4*	100	U51428.007.0025	3/32X1.1/4*	100	U51428.009.0125	5/32X1/2*	100	U51428.015.0050
5/64X3/8*	100	U51428.007.0037	3/32X1.1/2*	100	U51428.009.0150	5/32X5/8*	100	U51428.015.0062
5/64X1/2*	100	U51428.007.0050				5/32X3/4*	100	U51428.015.0075
5/64X11/16*	100	U51428.007.0068	1/8X5/16*	100	U51428.012.0031	5/32X7/8*	100	U51428.015.0087
5/64X3/4*	100	U51428.007.0075	1/8X3/8*	100	U51428.012.0037	5/32X1 Inch*	100	U51428.015.0100
5/64X1 Inch*	100	U51428.007.0100	1/8X7/16*	100	U51428.012.0043	5/32X1.1/8*	50	U51428.015.0112
5/64X1.1/4*	100	U51428.007.0125	1/8X1/2*	100	U51428.012.0050	5/32X1.1/4*	50	U51428.015.0125
5/64X1.3/8*	100	U51428.007.0137	1/8X9/16*	100	U51428.012.0056	5/32X1.1/2*	50	U51428.015.0150
			1/8X5/8*	100	U51428.012.0062	5/32X2 Inch*	50	U51428.015.0200
3/32X3/16*	100	U51428.009.0018	1/8X11/16*	100	U51428.012.0068			
3/32X1/4*	100	U51428.009.0025	1/8X3/4*	100	U51428.012.0075	3/16X1/2*	100	U51428.018.0050
3/32X5/16*	100	U51428.009.0031	1/8X7/8*	100	U51428.012.0087	3/16X9/16*	100	U51428.018.0056

9

U51428 Spring-type straight pin slotted ASME / Spanbus ASME / Goupille élastique ASME ←

A (nom.) x L	✉	Art.number	A (nom.) x L	✉	Art.number	A (nom.) x L	✉	Art.number
3/16X5/8*	100	U51428.018.0062	1/4X5/8*	50	U51428.025.0062	5/16X3 Inch*	10	U51428.031.0300
3/16X3/4*	100	U51428.018.0075	1/4X3/4*	50	U51428.025.0075	5/16X3.1/2*	10	U51428.031.0350
3/16X7/8*	100	U51428.018.0087	1/4X7/8*	50	U51428.025.0087			
3/16X1 Inch*	100	U51428.018.0100	1/4X1 Inch*	50	U51428.025.0100	3/8X3/4*	10	U51428.037.0075
3/16X1.1/8*	50	U51428.018.0112	1/4X1.1/8*	25	U51428.025.0112	3/8X1 Inch*	10	U51428.037.0100
3/16X1.1/4*	50	U51428.018.0125	1/4X1.1/4*	25	U51428.025.0125	3/8X1.1/4*	10	U51428.037.0125
3/16X1.3/8*	50	U51428.018.0137	1/4X1.1/2*	25	U51428.025.0150	3/8X1.1/2*	10	U51428.037.0150
3/16X1.1/2*	50	U51428.018.0150	1/4X1.5/8*	25	U51428.025.0162	3/8X1.3/4*	10	U51428.037.0175
3/16X1.3/4*	50	U51428.018.0175	1/4X1.3/4*	25	U51428.025.0175	3/8X2 Inch*	10	U51428.037.0200
3/16X2 Inch*	50	U51428.018.0200	1/4X1.7/8	25	U51428.025.0187	3/8X2.1/4*	10	U51428.037.0225
3/16X2.1/4*	50	U51428.018.0225	1/4X2 Inch*	25	U51428.025.0200	3/8X2.1/2*	10	U51428.037.0250
3/16X2.1/2*	50	U51428.018.0250	1/4X2.1/4*	25	U51428.025.0225	3/8X2.3/4*	10	U51428.037.0275
			1/4X2.1/2*	25	U51428.025.0250	3/8X3 Inch*	10	U51428.037.0300
7/32X1/2*	50	U51428.021.0050	1/4X2.3/4*	10	U51428.025.0275	3/8X3.1/2*	5	U51428.037.0350
7/32X5/8*	50	U51428.021.0062	1/4X3 Inch*	10	U51428.025.0300	3/8X4 Inch*	5	U51428.037.0400
7/32X7/8*	50	U51428.021.0087	1/4X3.1/2*	10	U51428.025.0350			
7/32X1 Inch*	50	U51428.021.0100				7/16X1 Inch*	5	U51428.043.0100
7/32X1.1/8*	25	U51428.021.0112	5/16X3/4*	25	U51428.031.0075			
7/32X1.1/4*	25	U51428.021.0125	5/16X1 Inch*	25	U51428.031.0100	1/2X1.1/4*	1	U51428.050.0125
7/32X1.1/2*	25	U51428.021.0150	5/16X1.1/4*	25	U51428.031.0125	1/2X1.1/2*	1	U51428.050.0150
7/32X1.3/4*	25	U51428.021.0175	5/16X1.1/2*	25	U51428.031.0150	1/2X1.3/4*	1	U51428.050.0175
7/32X2 Inch*	25	U51428.021.0200	5/16X1.3/4*	10	U51428.031.0175	1/2X2 Inch*	1	U51428.050.0200
7/32X2.1/4*	25	U51428.021.0225	5/16X2 Inch*	10	U51428.031.0200	1/2X2.1/2*	1	U51428.050.0250
7/32X2.1/2*	25	U51428.021.0250	5/16X2.1/4*	10	U51428.031.0225	1/2X3 Inch*	1	U51428.050.0300
			5/16X2.1/2*	10	U51428.031.0250	1/2X3.1/2*	1	U51428.050.0350
1/4X1/2*	50	U51428.025.0050	5/16X2.3/4*	10	U51428.031.0275	1/2X4 Inch*	1	U51428.050.0400

Clevis pin with split pin hole ASME

Gaffelpen met splitpengat ASME / Axe d'articulation avec trou pour goupille cylindrique ASME

ASME B18.8.1

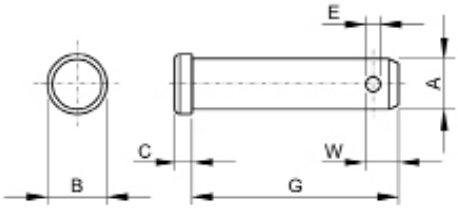



9

Technical Data

A (nom.)	A (max.)	A (min.)	B (max.)	C (max.)	Cotter pin dia.	E	W
3/16	0.186	0.181	0.320	0.07	1/16	3/32	0.141
1/4	0.248	0.243	0.380	0.10	1/16	3/32	0.141
5/16	0.311	0.306	0.440	0.10	1/8	5/32	0.219
3/8	0.373	0.368	0.510	0.13	1/8	5/32	0.219
7/16	0.436	0.431	0.570	0.16	1/8	5/32	0.219
1/2	0.496	0.491	0.630	0.16	1/8	5/32	0.219
9/16	0.558	0.553	0.820	0.21	1/8	5/32	0.219
5/8	0.621	0.616	0.820	0.21	1/8	5/32	0.219
3/4	0.746	0.741	0.940	0.26	1/8	5/32	0.219
7/8	0.871	0.866	1.040	0.32	3/16	7/32	0.312
1	0.996	0.991	1.190	0.35	3/16	7/32	0.312
1.1/8	1.125	1.105	1.330	0.42	7/32	1/4	0.625
1.1/4	1.250	1.230	1.500	0.42	7/32	1/4	0.625
1.1/2	1.500	1.480	2.020	0.59	7/32	1/4	0.625

Article groups

Material	Surface treatment	Code	Page
St.	Plain	U39797	9-76
St.	ZPL	U39798	9-76
St.st. AISI 304		U51798	9-77

FABORY

U39797 Clevis pin with split pin hole ASME / Gaffelpen met splitpengat ASME / Axe d'articulation avec trou pour goupille cylindrique ASME X20A

Material Carbon steel
Surface treatment Plain



A X G	✉	Art.number	A X G	✉	Art.number	A X G	✉	Art.number
3/16X1/2*	25	U39797.018.0050	3/8X1.3/8*	25	U39797.037.0137	5/8X2 Inch*	5	U39797.062.0200
3/16X19/32*	25	U39797.018.0059	3/8X1.1/2*	25	U39797.037.0150	5/8X2.1/4*	5	U39797.062.0225
3/16X5/8*	25	U39797.018.0062	3/8X1.5/8*	25	U39797.037.0162	5/8X2.1/2*	5	U39797.062.0250
3/16X3/4*	25	U39797.018.0075	3/8X1.3/4*	25	U39797.037.0175	5/8X3 Inch*	5	U39797.062.0300
3/16X7/8*	25	U39797.018.0087	3/8X2 Inch*	25	U39797.037.0200	5/8X3.1/2*	5	U39797.062.0350
3/16X1 Inch*	25	U39797.018.0100	3/8X2.1/4*	10	U39797.037.0225	5/8X4 Inch*	5	U39797.062.0400
3/16X1.1/4*	25	U39797.018.0125	3/8X2.1/2*	10	U39797.037.0250	5/8X4.1/2*	5	U39797.062.0450
3/16X1.1/2*	25	U39797.018.0150	3/8X2.3/4*	10	U39797.037.0275	5/8X6 Inch*	5	U39797.062.0600
3/16X1.3/4*	25	U39797.018.0175	3/8X3 Inch*	10	U39797.037.0300			
3/16X2 Inch*	25	U39797.018.0200	3/8X3.1/4*	10	U39797.037.0325	3/4X2 Inch*	1	U39797.075.0200
3/16X2.1/2*	25	U39797.018.0250	3/8X3.1/2*	10	U39797.037.0350	3/4X2.1/2*	1	U39797.075.0250
			3/8X4 Inch*	10	U39797.037.0400	3/4X2.3/4*	1	U39797.075.0275
1/4X1/2*	25	U39797.025.0050	3/8X4.1/2*	10	U39797.037.0450	3/4X3 Inch*	1	U39797.075.0300
1/4X5/8*	25	U39797.025.0062	3/8X5.1/2*	10	U39797.037.0550	3/4X3.1/2*	1	U39797.075.0350
1/4X3/4*	25	U39797.025.0075	3/8X6.1/8*	10	U39797.037.0612	3/4X3.3/4*	1	U39797.075.0375
1/4X51/64*	25	U39797.025.0079				3/4X4 Inch*	1	U39797.075.0400
1/4X7/8*	25	U39797.025.0087	7/16X1 Inch*	10	U39797.043.0100	3/4X4.1/2*	1	U39797.075.0450
1/4X1 Inch*	25	U39797.025.0100	7/16X1.1/4*	10	U39797.043.0125	3/4X5 Inch*	1	U39797.075.0500
1/4X1.1/8*	25	U39797.025.0112	7/16X1.1/2*	10	U39797.043.0150	3/4X6 Inch*	1	U39797.075.0600
1/4X1.1/4*	25	U39797.025.0125	7/16X1.3/4*	10	U39797.043.0175			
1/4X1.3/8*	25	U39797.025.0137	7/16X2 Inch*	10	U39797.043.0200	7/8X2.1/2*	1	U39797.087.0250
1/4X1.1/2*	25	U39797.025.0150	7/16X2.1/4*	10	U39797.043.0225	7/8X4 Inch*	1	U39797.087.0400
1/4X1.3/4*	25	U39797.025.0175	7/16X2.1/2*	10	U39797.043.0250			
1/4X2 Inch*	25	U39797.025.0200	7/16X2.3/4*	10	U39797.043.0275	1.X2 Inch*	1	U39797.100.0200
1/4X2.1/4*	25	U39797.025.0225	7/16X3 Inch*	10	U39797.043.0300	1.X2.1/4*	1	U39797.100.0225
1/4X2.1/2*	25	U39797.025.0250	7/16X3.1/2*	10	U39797.043.0350	1.X2.1/2*	1	U39797.100.0250
1/4X2.3/4*	25	U39797.025.0275	7/16X4 Inch*	10	U39797.043.0400	1.X2.5/8*	1	U39797.100.0262
1/4X3 Inch*	25	U39797.025.0300				1.X2.3/4*	1	U39797.100.0275
1/4X3.1/2*	25	U39797.025.0350	1/2X1 Inch*	10	U39797.050.0100	1.X3 Inch*	1	U39797.100.0300
1/4X4 Inch*	25	U39797.025.0400	1/2X1.1/4*	10	U39797.050.0125	1.X3.1/4*	1	U39797.100.0325
			1/2X1.3/8*	10	U39797.050.0137	1.X3.1/2*	1	U39797.100.0350
5/16X1/2*	25	U39797.031.0050	1/2X1.27/64*	10	U39797.050.0142	1.X4 Inch*	1	U39797.100.0400
5/16X3/4*	25	U39797.031.0075	1/2X1.1/2*	10	U39797.050.0150	1.X4.1/2*	1	U39797.100.0450
5/16X7/8*	25	U39797.031.0087	1/2X1.3/4*	10	U39797.050.0175	1.X5 Inch*	1	U39797.100.0500
5/16X1 Inch*	25	U39797.031.0100	1/2X2 Inch*	10	U39797.050.0200	1.X6 Inch*	1	U39797.100.0600
5/16X1.1/8*	25	U39797.031.0112	1/2X2.1/4*	10	U39797.050.0225	1.X7 Inch*	1	U39797.100.0700
5/16X1.1/4*	25	U39797.031.0125	1/2X2.1/2*	10	U39797.050.0250	1.X8 Inch*	1	U39797.100.0800
5/16X1.3/8*	25	U39797.031.0137	1/2X2.3/4*	10	U39797.050.0275			
5/16X1.1/2*	25	U39797.031.0150	1/2X3 Inch*	10	U39797.050.0300	1.1/8X5 Inch*	1	U39797.112.0500
5/16X1.3/4*	25	U39797.031.0175	1/2X3.1/2*	5	U39797.050.0350	1.1/8X6 Inch*	1	U39797.112.0600
5/16X2 Inch*	25	U39797.031.0200	1/2X4 Inch*	5	U39797.050.0400	1.1/8X8 Inch*	1	U39797.112.0800
5/16X2.1/4*	25	U39797.031.0225	1/2X4.1/2*	5	U39797.050.0450			
5/16X2.1/2*	25	U39797.031.0250	1/2X5 Inch*	5	U39797.050.0500	1.1/4X3 Inch*	1	U39797.125.0300
5/16X2.3/4*	25	U39797.031.0275	1/2X6 Inch*	5	U39797.050.0600	1.1/4X4 Inch*	1	U39797.125.0400
5/16X3 Inch*	25	U39797.031.0300				1.1/4X5 Inch*	1	U39797.125.0500
5/16X3.1/2*	25	U39797.031.0350	9/16X2 Inch*	5	U39797.056.0200	1.1/4X6 Inch*	1	U39797.125.0600
5/16X4 Inch*	25	U39797.031.0400	9/16X2.1/2*	5	U39797.056.0250	1.1/4X8 Inch*	1	U39797.125.0800
			9/16X3 Inch*	5	U39797.056.0300			
3/8X3/4*	25	U39797.037.0075				1.1/2X3 Inch*	1	U39797.150.0300
3/8X7/8*	25	U39797.037.0087	5/8X1.1/4*	5	U39797.062.0125	1.1/2X4 Inch*	1	U39797.150.0400
3/8X1 Inch*	25	U39797.037.0100	5/8X1.1/2*	5	U39797.062.0150	1.1/2X5 Inch*	1	U39797.150.0500
3/8X1.1/8*	25	U39797.037.0112	5/8X1.3/4*	5	U39797.062.0175	1.1/2X6 Inch*	1	U39797.150.0600
3/8X1.1/4*	25	U39797.037.0125						

U39798 Clevis pin with split pin hole ASME / Gaffelpen met splitpengat ASME / Axe d'articulation avec trou pour goupille cylindrique ASME X20A

Material Carbon steel
Surface treatment Zinc plated



A X G	✉	Art.number	A X G	✉	Art.number	A X G	✉	Art.number
3/16X1/2*	25	U39798.018.0050	1/4X1/2*	25	U39798.025.0050	1/4X2 Inch*	25	U39798.025.0200
3/16X19/32*	25	U39798.018.0059	1/4X5/8*	25	U39798.025.0062	1/4X2.1/4*	25	U39798.025.0225
3/16X5/8*	25	U39798.018.0062	1/4X3/4*	25	U39798.025.0075	1/4X2.1/2*	25	U39798.025.0250
3/16X3/4*	25	U39798.018.0075	1/4X51/64*	25	U39798.025.0079	1/4X2.3/4*	25	U39798.025.0275
3/16X7/8*	25	U39798.018.0087	1/4X7/8*	25	U39798.025.0087	1/4X3 Inch*	25	U39798.025.0300
3/16X1 Inch*	25	U39798.018.0100	1/4X1 Inch*	25	U39798.025.0100	1/4X3.1/2*	25	U39798.025.0350
3/16X1.1/4*	25	U39798.018.0125	1/4X1.1/8*	25	U39798.025.0112	1/4X4 Inch*	25	U39798.025.0400
3/16X1.1/2*	25	U39798.018.0150	1/4X1.1/4*	25	U39798.025.0125			
3/16X1.3/4*	25	U39798.018.0175	1/4X1.3/8*	25	U39798.025.0137	5/16X1/2*	25	U39798.031.0050
3/16X2 Inch*	25	U39798.018.0200	1/4X1.1/2*	25	U39798.025.0150	5/16X3/4*	25	U39798.031.0075
3/16X2.1/2*	25	U39798.018.0250	1/4X1.3/4*	25	U39798.025.0175	5/16X7/8*	25	U39798.031.0087

U39798 Clevis pin with split pin hole ASME / Gaffelpen met splitpengat ASME / Axe d'articulation avec trou pour goupille cylindrique ASME ←

A X G	✉	Art.number	A X G	✉	Art.number	A X G	✉	Art.number
5/16X1 Inch*	25	U39798.031.0100	7/16X1.1/2*	10	U39798.043.0150	5/8X2.1/2*	5	U39798.062.0250
5/16X1.1/8*	25	U39798.031.0112	7/16X1.3/4*	10	U39798.043.0175	5/8X3 Inch*	5	U39798.062.0300
5/16X1.1/4*	25	U39798.031.0125	7/16X2 Inch*	10	U39798.043.0200	5/8X3.1/2*	5	U39798.062.0350
5/16X1.3/8*	25	U39798.031.0137	7/16X2.1/4*	10	U39798.043.0225	5/8X4 Inch*	5	U39798.062.0400
5/16X1.1/2*	25	U39798.031.0150	7/16X2.1/2*	10	U39798.043.0250	5/8X4.1/2*	5	U39798.062.0450
5/16X1.3/4*	25	U39798.031.0175	7/16X2.3/4*	10	U39798.043.0275	5/8X6 Inch*	5	U39798.062.0600
5/16X2 Inch*	25	U39798.031.0200	7/16X3 Inch*	10	U39798.043.0300			
5/16X2.1/4*	25	U39798.031.0225	7/16X3.1/2*	10	U39798.043.0350	3/4X2 Inch*	1	U39798.075.0200
5/16X2.1/2*	25	U39798.031.0250	7/16X4 Inch*	10	U39798.043.0400	3/4X2.1/2*	1	U39798.075.0250
5/16X2.3/4*	25	U39798.031.0275				3/4X2.3/4*	1	U39798.075.0275
5/16X3 Inch*	25	U39798.031.0300	1/2X1 Inch*	10	U39798.050.0100	3/4X3 Inch*	1	U39798.075.0300
5/16X3.1/2*	25	U39798.031.0350	1/2X1.1/4*	10	U39798.050.0125	3/4X3.1/2*	1	U39798.075.0350
5/16X4 Inch*	25	U39798.031.0400	1/2X1.3/8*	10	U39798.050.0137	3/4X3.3/4*	1	U39798.075.0375
			1/2X1.27/64*	10	U39798.050.0142	3/4X4 Inch*	1	U39798.075.0400
3/8X3/4*	25	U39798.037.0075	1/2X1.1/2*	10	U39798.050.0150	3/4X4.1/2*	1	U39798.075.0450
3/8X1 Inch*	25	U39798.037.0100	1/2X1.3/4*	10	U39798.050.0175	3/4X5 Inch*	1	U39798.075.0500
3/8X1.1/8*	25	U39798.037.0112	1/2X2 Inch*	10	U39798.050.0200	3/4X6 Inch*	1	U39798.075.0600
3/8X1.1/4*	25	U39798.037.0125	1/2X2.1/4*	10	U39798.050.0225			
3/8X1.3/8*	25	U39798.037.0137	1/2X2.1/2*	10	U39798.050.0250	7/8X2.1/2*	1	U39798.087.0250
3/8X1.1/2*	25	U39798.037.0150	1/2X2.3/4*	10	U39798.050.0275	7/8X4 Inch*	1	U39798.087.0400
3/8X1.5/8*	25	U39798.037.0162	1/2X3 Inch*	10	U39798.050.0300			
3/8X1.3/4*	25	U39798.037.0175	1/2X3.1/2*	5	U39798.050.0350	1.X2 Inch*	1	U39798.100.0200
3/8X2 Inch*	25	U39798.037.0200	1/2X4 Inch*	5	U39798.050.0400	1.X2.1/4*	1	U39798.100.0225
3/8X2.1/4*	10	U39798.037.0225	1/2X4.1/2*	5	U39798.050.0450	1.X2.1/2*	1	U39798.100.0250
3/8X2.1/2*	10	U39798.037.0250	1/2X5 Inch*	5	U39798.050.0500	1.X2.5/8*	1	U39798.100.0262
3/8X2.3/4*	10	U39798.037.0275	1/2X6 Inch*	5	U39798.050.0600	1.X2.3/4*	1	U39798.100.0275
3/8X3 Inch*	10	U39798.037.0300				1.X3 Inch*	1	U39798.100.0300
3/8X3.1/4*	10	U39798.037.0325	9/16X2 Inch*	5	U39798.056.0200	1.X3.1/4*	1	U39798.100.0325
3/8X3.1/2*	10	U39798.037.0350	9/16X2.1/2*	5	U39798.056.0250	1.X3.1/2*	1	U39798.100.0350
3/8X4 Inch*	10	U39798.037.0400	9/16X3 Inch*	5	U39798.056.0300	1.X4 Inch*	1	U39798.100.0400
3/8X4.1/2*	10	U39798.037.0450				1.X4.1/2*	1	U39798.100.0450
3/8X5.1/2*	10	U39798.037.0550	5/8X1.1/4*	5	U39798.062.0125	1.X5 Inch*	1	U39798.100.0500
3/8X6.1/8*	10	U39798.037.0612	5/8X1.1/2*	5	U39798.062.0150	1.X6 Inch*	1	U39798.100.0600
			5/8X1.3/4*	5	U39798.062.0175	1.X7 Inch*	1	U39798.100.0700
7/16X1 Inch*	10	U39798.043.0100	5/8X2 Inch*	5	U39798.062.0200	1.X8 Inch*	1	U39798.100.0800
7/16X1.1/4*	10	U39798.043.0125	5/8X2.1/4*	5	U39798.062.0225			

U51798 Clevis pin with split pin hole ASME / Gaffelpen met splitpengat ASME / Axe d'articulation avec trou pour goupille cylindrique ASME X20A

Material Stainless steel AISI 304

RoHS



A X G	✉	Art.number	A X G	✉	Art.number	A X G	✉	Art.number
3/16X1/2*	10	U51798.018.0050	5/16X1.3/8*	5	U51798.031.0137	1/2X1.1/2*	1	U51798.050.0150
3/16X3/4*	10	U51798.018.0075	5/16X1.1/2*	5	U51798.031.0150	1/2X1.3/4*	1	U51798.050.0175
3/16X1 Inch*	10	U51798.018.0100	5/16X1.3/4*	5	U51798.031.0175	1/2X2 Inch*	1	U51798.050.0200
3/16X1.3/4*	10	U51798.018.0175	5/16X2 Inch*	5	U51798.031.0200	1/2X2.1/4*	1	U51798.050.0225
			5/16X2.1/4*	5	U51798.031.0225	1/2X2.1/2*	1	U51798.050.0250
1/4X1/2*	10	U51798.025.0050	5/16X2.1/2*	5	U51798.031.0250	1/2X2.3/4*	1	U51798.050.0275
1/4X3/4*	10	U51798.025.0075	5/16X3 Inch*	5	U51798.031.0300	1/2X3 Inch*	1	U51798.050.0300
1/4X1 Inch*	10	U51798.025.0100				1/2X3.1/2*	1	U51798.050.0350
1/4X1.1/8*	5	U51798.025.0112	3/8X3/4*	5	U51798.037.0075	1/2X4 Inch*	1	U51798.050.0400
1/4X1.1/4*	5	U51798.025.0125	3/8X1 Inch*	5	U51798.037.0100	1/2X5 Inch*	1	U51798.050.0500
1/4X1.1/2*	5	U51798.025.0150	3/8X1.1/8*	5	U51798.037.0112			
1/4X1.5/8*	5	U51798.025.0162	3/8X1.1/4*	5	U51798.037.0125	5/8X1.1/2*	1	U51798.062.0150
1/4X1.3/4*	5	U51798.025.0175	3/8X1.1/2*	5	U51798.037.0150	5/8X1.3/4*	1	U51798.062.0175
1/4X2 Inch*	5	U51798.025.0200	3/8X1.5/8*	5	U51798.037.0162	5/8X2.1/4*	1	U51798.062.0225
1/4X2.1/4*	5	U51798.025.0225	3/8X2 Inch*	5	U51798.037.0200	5/8X2.1/2*	1	U51798.062.0250
1/4X2.1/2*	5	U51798.025.0250	3/8X2.1/4*	1	U51798.037.0225	5/8X3.1/2*	1	U51798.062.0350
1/4X2.3/4*	5	U51798.025.0275	3/8X2.1/2*	1	U51798.037.0250			
1/4X3 Inch*	5	U51798.025.0300	3/8X2.3/4*	1	U51798.037.0275	3/4X2 Inch*	1	U51798.075.0200
			3/8X3 Inch*	1	U51798.037.0300	3/4X2.1/2*	1	U51798.075.0250
5/16X1/2*	5	U51798.031.0050	3/8X4 Inch*	1	U51798.037.0400	3/4X3 Inch*	1	U51798.075.0300
5/16X3/4*	5	U51798.031.0075				3/4X5 Inch*	1	U51798.075.0500
5/16X1 Inch*	5	U51798.031.0100	1/2X1 Inch*	1	U51798.050.0100			
5/16X1.1/4*	5	U51798.031.0125	1/2X1.1/4*	1	U51798.050.0125			

9

FABORY

Cotter pin extended prong square cut type ASME

Splitpen met versprongen eind type ASME / Goupille fendue à jambe allongée à coupe carrée type ASME

ASME B18.8.1

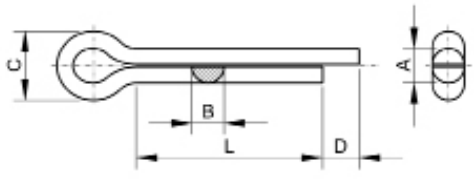



Technical Data

A (nom.)	A (max.)	A (min.)	B (max.)	C	D
1/16	0.063	0.056	0.060	0.12	0.03
5/64	0.079	0.072	0.076	0.16	0.04
3/32	0.093	0.086	0.090	0.19	0.04
7/64	0.107	0.100	0.104	0.22	0.05
1/8	0.124	0.116	0.120	0.25	0.06
5/32	0.154	0.146	0.150	0.31	0.07
3/16	0.180	0.172	0.176	0.38	0.09
1/4	0.230	0.220	0.225	0.50	0.11
5/16	0.286	0.275	0.280	0.62	0.14
3/8	0.341	0.329	0.335	0.75	0.16

Article groups

Material	Surface treatment	Code	Page
St.	ZPL	U39350	9-78
St.st. AISI 304		U51700	9-79
St.st. AISI 316		U55700	9-79

U39350 **Cotter pin extended prong square cut type ASME / Splitpen met versprongen eind type ASME / Goupille fendue à jambe allongée à coupe carrée type ASME** **X20A**

Material Carbon steel
Surface treatment Zinc plated



RoHS

A (nom.) x L	✉	Art.number	A (nom.) x L	✉	Art.number	A (nom.) x L	✉	Art.number
1/16X1/2*	100	U39350.006.0050	3/32X2.1/2*	100	U39350.009.0250	5/32X1.3/4*	100	U39350.015.0175
1/16X5/8*	100	U39350.006.0062	3/32X3 Inch*	100	U39350.009.0300	5/32X2 Inch*	100	U39350.015.0200
1/16X3/4*	100	U39350.006.0075				5/32X2.1/4*	50	U39350.015.0225
1/16X7/8*	100	U39350.006.0087	7/64X1/2*	100	U39350.010.0050	5/32X2.1/2*	50	U39350.015.0250
1/16X1 Inch*	100	U39350.006.0100	7/64X3/4*	100	U39350.010.0075	5/32X3 Inch*	50	U39350.015.0300
1/16X1.1/4*	100	U39350.006.0125	7/64X1 Inch*	100	U39350.010.0100	5/32X3.1/2*	50	U39350.015.0350
1/16X1.1/2*	100	U39350.006.0150	7/64X1.1/4*	100	U39350.010.0125	5/32X4 Inch*	50	U39350.015.0400
1/16X1.3/4*	100	U39350.006.0175	7/64X1.1/2*	100	U39350.010.0150			
1/16X2 Inch*	100	U39350.006.0200	7/64X1.3/4*	100	U39350.010.0175	3/16X3/4*	50	U39350.018.0075
1/16X2.1/2*	100	U39350.006.0250	7/64X2 Inch*	100	U39350.010.0200	3/16X1 Inch*	50	U39350.018.0100
1/16X3 Inch*	100	U39350.006.0300	7/64X2.1/2*	100	U39350.010.0250	3/16X1.1/4*	50	U39350.018.0125
			7/64X3 Inch*	100	U39350.010.0300	3/16X1.1/2*	50	U39350.018.0150
5/64X1/2*	100	U39350.007.0050				3/16X1.3/4*	50	U39350.018.0175
5/64X5/8*	100	U39350.007.0062	1/8X1/2*	100	U39350.012.0050	3/16X2 Inch*	50	U39350.018.0200
5/64X3/4*	100	U39350.007.0075	1/8X5/8*	100	U39350.012.0062	3/16X2.1/4*	50	U39350.018.0225
5/64X7/8*	100	U39350.007.0087	1/8X3/4*	100	U39350.012.0075	3/16X2.1/2*	50	U39350.018.0250
5/64X1 Inch*	100	U39350.007.0100	1/8X7/8*	100	U39350.012.0087	3/16X3 Inch*	50	U39350.018.0300
5/64X1.1/4*	100	U39350.007.0125	1/8X1 Inch*	100	U39350.012.0100	3/16X3.1/2*	25	U39350.018.0350
5/64X1.1/2*	100	U39350.007.0150	1/8X1.1/4*	100	U39350.012.0125	3/16X4 Inch*	25	U39350.018.0400
5/64X1.3/4*	100	U39350.007.0175	1/8X1.1/2*	100	U39350.012.0150	3/16X4.1/2*	25	U39350.018.0450
5/64X2 Inch*	100	U39350.007.0200	1/8X1.3/4*	100	U39350.012.0175			
			1/8X2 Inch*	100	U39350.012.0200	1/4X1 Inch*	25	U39350.025.0100
3/32X1/2*	100	U39350.009.0050	1/8X2.1/4*	100	U39350.012.0225	1/4X1.1/4*	25	U39350.025.0125
3/32X5/8*	100	U39350.009.0062	1/8X2.1/2*	100	U39350.012.0250	1/4X1.1/2*	25	U39350.025.0150
3/32X3/4*	100	U39350.009.0075	1/8X3 Inch*	100	U39350.012.0300	1/4X1.3/4*	25	U39350.025.0175
3/32X7/8*	100	U39350.009.0087	1/8X3.1/2*	100	U39350.012.0350	1/4X2 Inch*	25	U39350.025.0200
3/32X1 Inch*	100	U39350.009.0100	1/8X4 Inch*	100	U39350.012.0400	1/4X2.1/4*	25	U39350.025.0225
3/32X1.1/4*	100	U39350.009.0125				1/4X2.1/2*	25	U39350.025.0250
3/32X1.1/2*	100	U39350.009.0150	5/32X3/4*	100	U39350.015.0075	1/4X2.3/4*	25	U39350.025.0275
3/32X1.3/4*	100	U39350.009.0175	5/32X1 Inch*	100	U39350.015.0100	1/4X3 Inch*	25	U39350.025.0300
3/32X2 Inch*	100	U39350.009.0200	5/32X1.1/4*	100	U39350.015.0125	1/4X3.1/2*	25	U39350.025.0350
3/32X2.1/4*	100	U39350.009.0225	5/32X1.1/2*	100	U39350.015.0150	1/4X4 Inch*	25	U39350.025.0400

9

Go to www.fabory.com for all your tools, safety and metalworking products

U39350 Cotter pin extended prong square cut type ASME / Splitpen met versprongen eind type ASME / Goupille fendue à jambe allongée à coupe carrée type ASME

A (nom.) x L	✉	Art.number	A (nom.) x L	✉	Art.number	A (nom.) x L	✉	Art.number
1/4X4.1/2*	25	U39350.025.0450	5/16X2.1/2*	10	U39350.031.0250	3/8X2 Inch*	5	U39350.037.0200
1/4X5 Inch*	25	U39350.025.0500	5/16X3 Inch*	10	U39350.031.0300	3/8X2.1/2*	5	U39350.037.0250
1/4X6 Inch*	25	U39350.025.0600	5/16X3.1/2*	10	U39350.031.0350	3/8X3 Inch*	5	U39350.037.0300
			5/16X4 Inch*	10	U39350.031.0400	3/8X3.1/2*	5	U39350.037.0350
5/16X1 Inch*	10	U39350.031.0100	5/16X4.1/2*	10	U39350.031.0450	3/8X4 Inch*	5	U39350.037.0400
5/16X1.1/4*	10	U39350.031.0125	5/16X5 Inch*	10	U39350.031.0500	3/8X4.1/2*	5	U39350.037.0450
5/16X1.1/2*	10	U39350.031.0150	5/16X6 Inch*	10	U39350.031.0600	3/8X5 Inch*	5	U39350.037.0500
5/16X1.3/4*	10	U39350.031.0175				3/8X6 Inch*	5	U39350.037.0600
5/16X2 Inch*	10	U39350.031.0200	3/8X1.1/2*	5	U39350.037.0150			
5/16X2.1/4*	10	U39350.031.0225	3/8X1.3/4*	5	U39350.037.0175			

U51700 Cotter pin extended prong square cut type ASME / Splitpen met versprongen eind type ASME / Goupille fendue à jambe allongée à coupe carrée type ASME — X15A

Material Stainless steel AISI 304



RoHS

A (nom.) x L	✉	Art.number	A (nom.) x L	✉	Art.number	A (nom.) x L	✉	Art.number
1/16X1/2*	100	U51700.006.0050	7/64X1.1/4*	100	U51700.010.0125	3/16X2.1/2*	50	U51700.018.0250
1/16X5/8*	100	U51700.006.0062	7/64X1.1/2*	100	U51700.010.0150	3/16X3 Inch*	50	U51700.018.0300
1/16X3/4*	100	U51700.006.0075	7/64X2 Inch*	100	U51700.010.0200	3/16X3.1/2*	25	U51700.018.0350
1/16X7/8*	100	U51700.006.0087	7/64X3 Inch*	100	U51700.010.0300	3/16X4 Inch*	25	U51700.018.0400
1/16X1 Inch*	100	U51700.006.0100						
1/16X1.1/4*	100	U51700.006.0125	1/8X1/2*	100	U51700.012.0050	1/4X1 Inch*	25	U51700.025.0100
1/16X1.1/2*	100	U51700.006.0150	1/8X5/8*	100	U51700.012.0062	1/4X1.1/4*	25	U51700.025.0125
1/16X1.3/4*	100	U51700.006.0175	1/8X3/4*	100	U51700.012.0075	1/4X1.1/2*	25	U51700.025.0150
1/16X2 Inch*	100	U51700.006.0200	1/8X7/8*	100	U51700.012.0087	1/4X1.3/4*	25	U51700.025.0175
1/16X2.1/2*	100	U51700.006.0250	1/8X1 Inch*	100	U51700.012.0100	1/4X2 Inch*	25	U51700.025.0200
1/16X3 Inch*	100	U51700.006.0300	1/8X1.1/4*	100	U51700.012.0125	1/4X2.1/4*	25	U51700.025.0225
			1/8X1.1/2*	100	U51700.012.0150	1/4X2.1/2*	25	U51700.025.0250
5/64X1/2*	100	U51700.007.0050	1/8X1.3/4*	100	U51700.012.0175	1/4X3 Inch*	25	U51700.025.0300
5/64X5/8*	100	U51700.007.0062	1/8X2 Inch*	100	U51700.012.0200	1/4X3.1/2*	25	U51700.025.0350
5/64X3/4*	100	U51700.007.0075	1/8X2.1/4*	100	U51700.012.0225	1/4X4 Inch*	25	U51700.025.0400
5/64X1 Inch*	100	U51700.007.0100	1/8X2.1/2*	100	U51700.012.0250	1/4X5 Inch*	25	U51700.025.0500
5/64X1.1/4*	100	U51700.007.0125	1/8X3 Inch*	100	U51700.012.0300			
5/64X1.1/2*	100	U51700.007.0150	1/8X3.1/2*	100	U51700.012.0350	5/16X1 Inch*	10	U51700.031.0100
5/64X1.3/4*	100	U51700.007.0175				5/16X1.1/4*	10	U51700.031.0125
5/64X2 Inch*	100	U51700.007.0200	5/32X3/4*	100	U51700.015.0075	5/16X1.1/2*	10	U51700.031.0150
			5/32X1 Inch*	100	U51700.015.0100	5/16X1.3/4*	10	U51700.031.0175
3/32X1/2*	100	U51700.009.0050	5/32X1.1/4*	100	U51700.015.0125	5/16X2 Inch*	10	U51700.031.0200
3/32X5/8*	100	U51700.009.0062	5/32X1.1/2*	100	U51700.015.0150	5/16X2.1/4*	10	U51700.031.0225
3/32X3/4*	100	U51700.009.0075	5/32X1.3/4*	100	U51700.015.0175	5/16X2.1/2*	10	U51700.031.0250
3/32X7/8*	100	U51700.009.0087	5/32X2 Inch*	100	U51700.015.0200	5/16X2.3/4*	10	U51700.031.0275
3/32X1 Inch*	100	U51700.009.0100	5/32X2.1/2*	50	U51700.015.0250	5/16X3 Inch*	10	U51700.031.0300
3/32X1.1/4*	100	U51700.009.0125	5/32X3 Inch*	50	U51700.015.0300	5/16X3.1/2*	10	U51700.031.0350
3/32X1.1/2*	100	U51700.009.0150	5/32X4 Inch*	50	U51700.015.0400	5/16X4 Inch*	10	U51700.031.0400
3/32X1.3/4*	100	U51700.009.0175						
3/32X2 Inch*	100	U51700.009.0200	3/16X3/4*	50	U51700.018.0075	3/8X1.1/2*	5	U51700.037.0150
3/32X2.1/4*	100	U51700.009.0225	3/16X1 Inch*	50	U51700.018.0100	3/8X2 Inch*	5	U51700.037.0200
3/32X2.1/2*	100	U51700.009.0250	3/16X1.1/4*	50	U51700.018.0125	3/8X2.1/2*	5	U51700.037.0250
3/32X3 Inch*	100	U51700.009.0300	3/16X1.1/2*	50	U51700.018.0150	3/8X3 Inch*	5	U51700.037.0300
			3/16X1.3/4*	50	U51700.018.0175	3/8X3.1/2*	5	U51700.037.0350
7/64X3/4*	100	U51700.010.0075	3/16X2 Inch*	50	U51700.018.0200	3/8X4 Inch*	5	U51700.037.0400
7/64X1 Inch*	100	U51700.010.0100	3/16X2.1/4*	50	U51700.018.0225	3/8X4.1/2*	5	U51700.037.0450

U55700 Cotter pin extended prong square cut type ASME / Splitpen met versprongen eind type ASME / Goupille fendue à jambe allongée à coupe carrée type ASME — X15A

Material Stainless steel AISI 316



RoHS

A (nom.) x L	✉	Art.number	A (nom.) x L	✉	Art.number	A (nom.) x L	✉	Art.number
1/16X1/2*	100	U55700.006.0050	3/32X1.1/2*	50	U55700.009.0150			
1/16X3/4*	100	U55700.006.0075	3/32X2 Inch*	50	U55700.009.0200	3/16X1 Inch*	10	U55700.018.0100
1/16X1 Inch*	100	U55700.006.0100				3/16X1.1/4*	10	U55700.018.0125
1/16X1.1/4*	100	U55700.006.0125	1/8X1 Inch*	25	U55700.012.0100	3/16X1.1/2*	10	U55700.018.0150
1/16X1.1/2*	100	U55700.006.0150				3/16X2 Inch*	10	U55700.018.0200
			5/32X1 Inch*	25	U55700.015.0100			
3/32X1/2*	50	U55700.009.0050	5/32X1.1/4*	25	U55700.015.0125	1/4X1.1/4*	10	U55700.025.0125
3/32X3/4*	50	U55700.009.0075	5/32X1.1/2*	25	U55700.015.0150	1/4X1.1/2*	10	U55700.025.0150
3/32X1 Inch*	50	U55700.009.0100	5/32X2 Inch*	25	U55700.015.0200	1/4X2 Inch*	10	U55700.025.0200
3/32X1.1/4*	50	U55700.009.0125						

9

FABORY

Cotter pin hammer lock type ASME

Splitpen hammer lock type ASME / Goupille fendue type hammer lock ASME

ASME B18.8.1

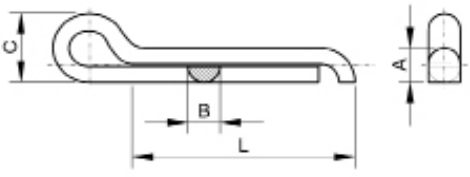



Technical Data

A (nom.)	A (max.)	A (min.)	B (max.)	C
1/16	0.063	0.056	0.060	0.12
5/64	0.079	0.072	0.076	0.16
3/32	0.093	0.086	0.090	0.19
7/64	0.107	0.100	0.104	0.22
1/8	0.124	0.116	0.120	0.25
5/32	0.154	0.146	0.150	0.31
3/16	0.180	0.172	0.176	0.38
1/4	0.230	0.220	0.225	0.50
5/16	0.286	0.275	0.280	0.62
3/8	0.341	0.329	0.335	0.75

U39351 Cotter pin hammer lock type ASME / Splitpen hammer lock type ASME / Goupille fendue type hammer lock ASME X20A

Material Carbon steel
Surface treatment Zinc plated



A (nom.) x L	✉	Art.number	A (nom.) x L	✉	Art.number	A (nom.) x L	✉	Art.number
1/16X1/2*	100	U39351.006.0050	7/64X2 Inch*	100	U39351.010.0200	3/16X4 Inch*	25	U39351.018.0400
1/16X3/4*	100	U39351.006.0075	7/64X2.1/2*	100	U39351.010.0250			
1/16X1 Inch*	100	U39351.006.0100	7/64X3 Inch*	100	U39351.010.0300	1/4X1 Inch*	25	U39351.025.0100
1/16X1.1/4*	100	U39351.006.0125				1/4X1.1/4*	25	U39351.025.0125
1/16X1.1/2*	100	U39351.006.0150	1/8X1/2*	100	U39351.012.0050	1/4X1.1/2*	25	U39351.025.0150
1/16X1.3/4*	100	U39351.006.0175	1/8X3/4*	100	U39351.012.0075	1/4X1.3/4*	25	U39351.025.0175
1/16X2 Inch*	100	U39351.006.0200	1/8X1 Inch*	100	U39351.012.0100	1/4X2 Inch*	25	U39351.025.0200
1/16X2.1/2*	100	U39351.006.0250	1/8X1.1/4*	100	U39351.012.0125	1/4X2.1/4*	25	U39351.025.0225
1/16X3 Inch*	100	U39351.006.0300	1/8X1.1/2*	100	U39351.012.0150	1/4X2.1/2*	25	U39351.025.0250
			1/8X1.3/4*	100	U39351.012.0175	1/4X3 Inch*	25	U39351.025.0300
5/64X1/2*	100	U39351.007.0050	1/8X2 Inch*	100	U39351.012.0200	1/4X3.1/2*	25	U39351.025.0350
5/64X5/8*	100	U39351.007.0062	1/8X2.1/4*	100	U39351.012.0225	1/4X4 Inch*	25	U39351.025.0400
5/64X3/4*	100	U39351.007.0075	1/8X2.1/2*	100	U39351.012.0250	1/4X4.1/2*	25	U39351.025.0450
5/64X7/8*	100	U39351.007.0087	1/8X3 Inch*	100	U39351.012.0300			
5/64X1 Inch*	100	U39351.007.0100				5/16X1 Inch*	10	U39351.031.0100
5/64X1.1/4*	100	U39351.007.0125	5/32X3/4*	100	U39351.015.0075	5/16X1.1/4*	10	U39351.031.0125
5/64X1.1/2*	100	U39351.007.0150	5/32X1 Inch*	100	U39351.015.0100	5/16X1.1/2*	10	U39351.031.0150
5/64X1.3/4*	100	U39351.007.0175	5/32X1.1/4*	100	U39351.015.0125	5/16X1.3/4*	10	U39351.031.0175
5/64X2 Inch*	100	U39351.007.0200	5/32X1.1/2*	100	U39351.015.0150	5/16X2 Inch*	10	U39351.031.0200
			5/32X1.3/4*	100	U39351.015.0175	5/16X2.1/4*	10	U39351.031.0225
3/32X1/2*	100	U39351.009.0050	5/32X2 Inch*	100	U39351.015.0200	5/16X2.1/2*	10	U39351.031.0250
3/32X5/8*	100	U39351.009.0062	5/32X2.1/4*	50	U39351.015.0225	5/16X3 Inch*	10	U39351.031.0300
3/32X3/4*	100	U39351.009.0075	5/32X3 Inch*	50	U39351.015.0300	5/16X3.1/2*	10	U39351.031.0350
3/32X7/8*	100	U39351.009.0087	5/32X3.1/2*	50	U39351.015.0350	5/16X4 Inch*	10	U39351.031.0400
3/32X1 Inch*	100	U39351.009.0100	5/32X4 Inch*	50	U39351.015.0400	5/16X5 Inch*	10	U39351.031.0500
3/32X1.1/4*	100	U39351.009.0125				5/16X6 Inch*	10	U39351.031.0600
3/32X1.1/2*	100	U39351.009.0150	3/16X3/4*	50	U39351.018.0075			
3/32X1.3/4*	100	U39351.009.0175	3/16X1 Inch*	50	U39351.018.0100	3/8X1.1/2*	5	U39351.037.0150
3/32X2 Inch*	100	U39351.009.0200	3/16X1.1/4*	50	U39351.018.0125	3/8X1.3/4*	5	U39351.037.0175
3/32X2.1/4*	100	U39351.009.0225	3/16X1.1/2*	50	U39351.018.0150	3/8X2 Inch*	5	U39351.037.0200
3/32X2.1/2*	100	U39351.009.0250	3/16X1.3/4*	50	U39351.018.0175	3/8X2.1/2*	5	U39351.037.0250
3/32X3 Inch*	100	U39351.009.0300	3/16X2 Inch*	50	U39351.018.0200	3/8X3 Inch*	5	U39351.037.0300
			3/16X2.1/4*	50	U39351.018.0225	3/8X3.1/2*	5	U39351.037.0350
7/64X1/2*	100	U39351.010.0050	3/16X2.1/2*	50	U39351.018.0250	3/8X4 Inch*	5	U39351.037.0400
7/64X3/4*	100	U39351.010.0075	3/16X3 Inch*	50	U39351.018.0300	3/8X5 Inch*	5	U39351.037.0500
7/64X1 Inch*	100	U39351.010.0100	3/16X3.1/2*	25	U39351.018.0350	3/8X6 Inch*	5	U39351.037.0600
7/64X1.1/2*	100	U39351.010.0150						

9

 Page 10-6 LINDAPTER Hollo-Bolt hexagon	 Page 10-7 LINDAPTER Hollo-Bolt countersunk	 Page 10-9 LINDAPTER Hollo-Bolt Flush Fit	 Page 10-10 LINDAPTER Hollo-Bolt Flush Fit tool	 Page 10-10 LINDAPTER Lindibolt
 Page 10-11 LINDAPTER Clamp system	 Page 10-14 LINDAPTER type AF	 Page 10-15 LINDAPTER type AAF	 Page 10-15 LINDAPTER type CF	 Page 10-16 LINDAPTER Flush clamp
 Page 10-17 LINDAPTER long nose clamp	 Page 10-18 LINDAPTER type BR	 Page 10-19 LINDAPTER type LR	 Page 10-20 Lindapter Self adjustable one piece tail clamp LS	 Page 10-20 LINDAPTER type D2
 Page 10-21 LINDAPTER Packing pieces	 Page 10-24 LINDAPTER Tip type T	 Page 10-25 LINDAPTER type W	 Page 10-26 LINDAPTER type LC	 Page 10-26 LINDAPTER type FL, tapped hole
 Page 10-27 LINDAPTER type FL, clear though hole	 Page 10-28 LINDAPTER type F3	 Page 10-29 LINDAPTER type FLS	 Page 10-29 LINDAPTER Swivel unit type SW	 Page 10-30 LINDAPTER Nut clamp type F9
 Page 10-31 LINDAPTER Hemispherical cups and washers	 Page 10-32 LINDAPTER Hemispherical washer type HW	 Page 10-33 LINDAPTER Floorfast	 Page 10-34 LINDAPTER Gratefast	 Page 10-34 LINDAPTER Purlin fixing
 Page 10-35 LINDAPTER Decking Fixing	 Page 10-37 LINDAPTER Strap hangers SH	 Page 10-37 LINDAPTER Strap hanger nuts SHN	 Page 10-38 Fischer Hinged pipe clamp	 Page 10-39 Fischer Pipe clamp
 Page 10-41 FISCHER Clamp hanger	 Page 10-42 FISCHER Perforated steel banding	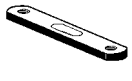 Page 10-43 FISCHRE Double connector plate	 Page 10-44 FISCHER Bolt connector	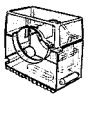 Page 10-45 FISCHER Saddle clip
Page 10-46 Caddy Slide nut	Page 10-46 Slide nut 28/15	Page 10-47 Slide nuts 38/17	Page 10-47 Slide nuts 50/40	Page 10-48 Slide nuts 40/22
Page 10-48 Slide nuts 50/30	Page 10-49 Master clamp type MC	Page 10-49 Beam clamp type H	Page 10-50 Beam clamp type 50H	Page 10-50 Beam clip type BC

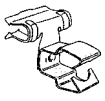
Page 10-51
Beam clip type BCC


Page 10-51
Beam clip type RH

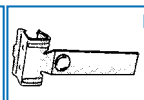
Page 10-52
Push fastener type PF

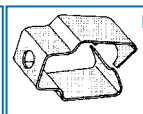
Page 10-53
Snap-on clip


Page 10-53
Cable run clip


Page 10-54
Toggle latch


Page 10-56
Strike for toggle latches

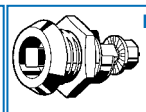
Page 10-58
Locking


Page 10-60
Pawl

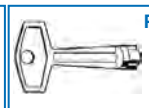
Page 10-63
Key


Page 10-64
Bar guide

Page 10-65
Accessories


Page 10-65
Rivet spring plate

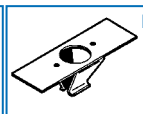
Page 10-66
Weld spring plate

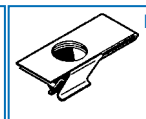
Page 10-67
Slip-on spring receptacle


Page 10-67
Spring bracket receptacle


Page 10-68
Front load receptacle


Page 10-70
Three part clip receptacle


Page 10-70
Grommet


Page 10-71
Conical retaining spring


Page 10-71
Retaining washer

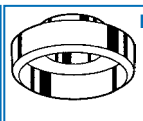
Page 10-72
Protection cups


Page 10-73
Protecting washer

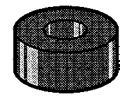
Page 10-73
Sealing ring

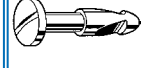
Page 10-74
Stud with slotted head

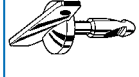
Page 10-74
Stud with wing head

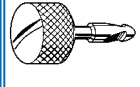
Page 10-75
Stud with knurled slotted knob


Page 10-75
Ball stud


Page 10-76
DIN 787
Bolt for T-slots


Page 10-77
DIN 6379
Stud for use with T-slot nuts

Page 10-78
DIN 6332-IS
With Hex socket with thrust point


Page 10-79
DIN 6304
Tommy screw with fixed clamping bolt


Page 10-80
DIN 6305
Tommy nut with fixed clamping bolt


Page 10-80
DIN 6306
Tommy screw with movable clamping bolt


Page 10-81
DIN 6307
Tommy nut with movable clamping bolt


Page 10-81
DIN 6311
Thrust pads


Page 10-82
DIN 508
Nut for T-slots


Page 10-83
DIN 6330 B
Hexagon nut h=1,5xd


Page 10-84
DIN 6331
Hexagon nut with collar h=1,5d


Page 10-85
Hexagon nut h=3d

Page 10-86
DIN 6340
Washer for clamping device

Page 10-87
DIN 6319 C
Spherical washer

Page 10-88
DIN 6319 D
Conical seat

Page 10-90
DIN 6319 G
Conical seat, wide

Page 10-91
Assortment for T-slots

Page 10-93
Sleeve joint

Page 10-93
Expanding connector

Page 10-94
Elbow 90°

Page 10-94
Tee short

Page 10-95
Tee long

10

 Page 10-95 Elbow 15-60°	 Page 10-96 Combination fitting 2-way	 Page 10-96 Base swivel	 Page 10-97 Base flange	 Page 10-97 Base railing, flange
 Page 10-98 Base ground, flange	 Page 10-98 Bracket vertical	 Page 10-99 Bracket horizontal	 Page 10-99 Bracket	 Page 10-100 Wall bracket
 Page 10-100 Tee short 30-60°	 Page 10-101 Elbow 90° 3-way	 Page 10-101 Corner 90° 4-way	 Page 10-102 Cross 2 socket 90° 2-way	 Page 10-102 Cross side outlet 90° 3-way
 Page 10-103 Cross 90° 4-way	 Page 10-103 Swivel 2-part	 Page 10-104 Adjustable T-fitting 30-45° closed	 Page 10-104 Adjustable T-fitting 30-45° open	 Page 10-105 Collar
 Page 10-105 Gate fitting eye	 Page 10-106 Gate fitting hinge	 Page 10-106 Collar with hook	 Page 10-107 Fixing pad	 Page 10-107 Fixing pad double
 Page 10-108 Swivel male	 Page 10-108 Swivel female	 Page 10-109 Swivel double male	 Page 10-109 Swivel double male 90°	 Page 10-110 Crossover 90°
 Page 10-110 Clamp on fitting T	 Page 10-111 Clamp on fitting T hinged	 Page 10-111 Clamp on fitting	 Page 10-112 Combination fitting 3-way	 Page 10-112 Swivel combination single swivel
 Page 10-113 Swivel combination base swivel	 Page 10-113 Swivel combination double swivel	 Page 10-114 Swivel combination corner swivel	 Page 10-114 Accessories for tube clamp fitings	 Page 10-115 Tool for tube clamp fittings
Page 10-115 DIN 7965 Slotted screw insert type A	Page 10-116 Hex socket screw insert type SK	Page 10-117 Type SKD	Page 10-118 Hex socket collar taper screw insert type SKDZ	Page 10-119 Knock-in insert type TS
Page 10-119 Knock-in insert with prongs	Page 10-120 Knurfed nut type RM	Page 10-121 Dowel nut type RSK	Page 10-121 Mushroom head type KT	Page 10-122 Flat head type KF


Page 10-122
Mushroom head with through hole type RT


Page 10-123
type RTL

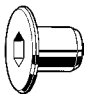
Page 10-123
Flat head with through hole type RF

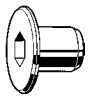
Page 10-124
type RFL

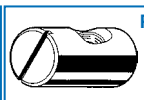
Page 10-124
Cross dowel type Q


Page 10-125
Corner connector type KOK


Page 10-125
Bookscrew with nut


Page 10-126
Elongation piece for bookscrews


Page 10-126
Connecting screw for door fittings

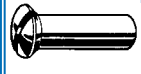
Page 10-127
Sleeve nut for door fittings


Page 10-128
Sleeve nut


Page 10-129
Binder screw with nut

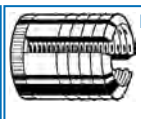
Page 10-129
Insert type 530


Page 10-130
Insert type C

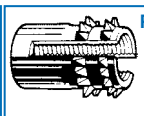
Page 10-130
Insert type D

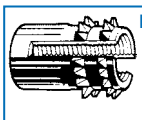
Page 10-131
Insert type E


Page 10-132
Tube cap, round


Page 10-133
Tube cap, square


Page 10-134
Tube cap, rectangular


Page 10-135
Tube cap, conical


Page 10-136
Rosette washer, closed


Page 10-136
Rosette washer, open

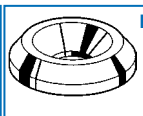
Page 10-137
Solid cup washer, aluminium

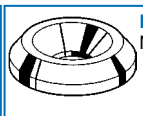
Page 10-138
NF E27-619
Solid cup washer, Stainless steel

Page 10-139
SECURITY pan head One-way


Page 10-140
SECURITY pan head One-way


Page 10-141
SECURITY One-way countersunk head wood screw


Page 10-142
SECURITY raised csk head One-way


Page 10-143
SECURITY Sentinel® csk head wood screw

Page 10-144
SECURITY round head with square socket


Page 10-145
DIN 7981 C-H
SECURITY pan head cross recessed/pin

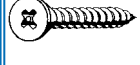
Page 10-146
DIN 7982 C-H
SECURITY countersunk head cross recessed/pin


Page 10-147
SECURITY csk head hexagonal socket/pin


Page 10-148
SECURITY raised csk head hexagonal socket/ pin

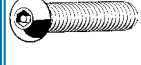
Page 10-148
SECURITY button head hexagonal socket/pin


Page 10-149
SECURITY csk head hexagonal socket/pin


Page 10-150
SECURITY button head hexagonal socket/pin


Page 10-151
SECURITY csk head hexalobular socket/pin


Page 10-152
SECURITY raised csk head hexalobular socket/ pin


Page 10-152
SECURITY button head hexalobular socket/pin

Page 10-153
SECURITY csk head hexalobular socket/pin

Page 10-154
SECURITY button head hexalobular socket/pin

Page 10-155
SECURITY csk head hexalobular socket/pin

Page 10-156
SECURITY pan head hexalobular socket/pin

Page 10-157
SECURITY csk barrel nut Hexalobular socket/pin

Page 10-158
SECURITY button hd barrel nut Hexalobular socket/pin

Page 10-159
SECURITY Hexalobular/ pin csk sleeve anchor

Page 10-160
SECURITY Hexalobular/ pin button head sleeve anchor

Page 10-161
SECURITY csk head hexagonal socket with plug

Page 10-162
SECURITY button head hexagonal socket with plug

Page 10-163

SECURITY pan head wood screw hex socket with plug

Page 10-163
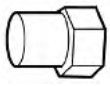
SECURITY drive-in plug for hexagonal socket

Page 10-164

SECURITY drive-in plug for hexalobular socket

Page 10-164

SECURITY pan head with 2 holes

Page 10-165

SECURITY countersunk head screw with 2 holes

Page 10-166

SECURITY raised csk head with 2 holes

Page 10-166

SECURITY pan head with 2 holes

Page 10-167

SECURITY countersunk head with 2 holes

Page 10-168

SECURITY raised csk head with 2 holes

Page 10-169

SECURITY button head with 2 holes

Page 10-170

SECURITY Tri-Head

Page 10-170

SECURITY pan head Tri-wing recess

Page 10-171

SECURITY Button head shear bolt

Page 10-172

SECURITY Scroll™ nut

Page 10-173

SECURITY Kinmar® permanent

Page 10-174

SECURITY Kinmar® permanent nut

Page 10-175

SECURITY Kinmar® permanent sleeve anchor

Page 10-176

SECURITY Kinmar® removable

Page 10-177

SECURITY Kinmar® removable nut

Page 10-178

SECURITY Kinmar® removable sleeve anchor

Page 10-179
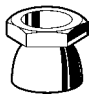
SECURITY Shear nut

Page 10-180

SECURITY NoGo™ enclosure, closed

Page 10-181

SECURITY NoGo™ enclosure open

Page 10-181

SECURITY Armour ring™

Page 10-182
ISO 13918-PT

PT weld stud for arc welding, extrenal thread

Page 10-184
ISO 13918-UT

UT weld stud for arc welding, unthread

Page 10-185
ISO 13918-IT

IT weld stud for acr welding, internal thread

Page 10-186
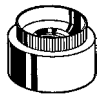
Round Metric

Page 10-187
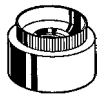
Round SWG

Page 10-188

Hexagonal SWG

Page 10-189

Metric

Page 10-190

Metric

Page 10-191
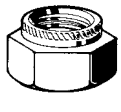
Metric

FABORY

Hollow section solution, Hollo-Bolt, hexagon

Bevestigingsmiddel voor kokerprofielen, Hollo-Bolt, zeskant / Fixation pour sections creuses, Hollo-Bolt, hexagonale

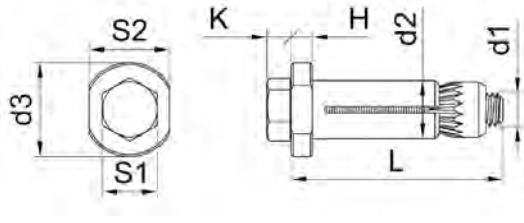



Technical Data

d_1 x L	M8x50	M8x70	M8x90	M10x55	M10x70	M10x90	M12x60	M12x80	M12x100	M16x75	M16x100	M16x120	M20x90	M20x120	M20x150
H	5	5	5	6	6	6	7	7	7	8	8	8	10	10	10
K	5.3	5.3	5.3	6.4	6.4	6.4	7.5	7.5	7.5	10	10	10	12.5	12.5	12.5
s_2	19	19	19	24	24	24	30	30	30	36	36	36	46	46	46
d2 = hole ø	3-22	22-41	41-60	3-22	22-41	41-60	3-25	25-47	47-69	12-29	29-50	50-71	12-34	34-60	60-85
d_3	22	22	22	29	29	29	32	32	32	38	38	38	51	51	51
Grip range	14 +1/-0.2	14 +1/-0.2	14 +1/-0.2	18 +1/-0.2	18 +1/-0.2	18 +1/-0.2	20 +1/-0.2	20 +1/-0.2	20 +1/-0.2	26 +2/-0.2	26 +2/-0.2	26 +2/-0.2	33 +2/-0.2	33 +2/-0.2	33 +2/-0.2
s_1	13	13	13	16	16	16	18	18	18	24	24	24	30	30	30
Safe w.l.1	4	4	4	8.5	8.5	8.5	10.5	10.5	10.5	21	21	21	35	35	35
Safe w.l.2	5	5	5	10	10	10	15	15	15	30	30	30	40	40	40
Torque (Nm)	23	23	23	45	45	45	80	80	80	190	190	190	300	300	300

Assembly sequence

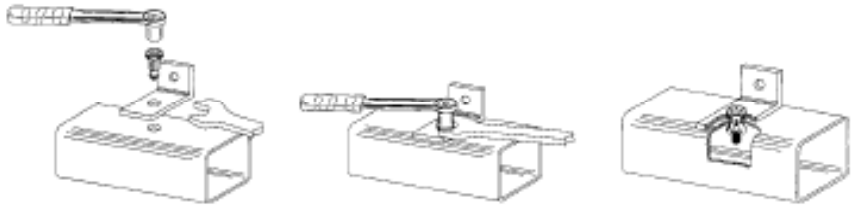

Safe w.l.1 = Safe working load tensile (5:1) (kN).
Safe w.l.2 = Safe working load single shear (5:1) (kN).
The hexagonal Hollo-Bolt is simply inserted, through the steelwork (cone end first), in a pre-drilled hole. Grip the Hollo-Bolt collar with an open-ended spanner, and using a calibrated torque wrench, tighten the hexagonal bolt to the torque given by the table above.
The recommended tightening torque creates a limited clamping load in the assembly, the connection may not be compared with a regular bolt/nut assembly.
Before tightening, ensure that the materials that are to be cinnected together are touching.
Extensive information is available on the Lindapter website.

10

Article groups

Thread	Driving features	Material	Surface treatment	Code	Page
M	Hexagon	St.	ZPL/JS500	61944	10-6
M	Hexagon	St.	HDG	61945	10-7
M	Hexagon	St.st. A4		61946	10-7

61944 LINDAPTER Hollo-Bolt. hexagon / LINDAPTER Hollo-Bolt, zeskant / LINDAPTER Hollo-Bolt, hexagonale **S02A**

Thread Metric thread
Material Steel
Surface treatment Zinc plated with JS500 topcoat

CE

Hollo-Bolt

RoHS



d_1 x L	✉	Art.number	d_1 x L	✉	Art.number	d_1 x L	✉	Art.number
M8X50	100	61944.080.050				M16X100	25	61944.160.100
M8X70	100	61944.080.070	M12X60	50	61944.120.060	M16X120	20	61944.160.120
M8X90	50	61944.080.090	M12X80	25	61944.120.080			
			M12X100	25	61944.120.100	M20X90	10	61944.200.090
M10X55	50	61944.100.055				M20X120	10	61944.200.120
M10X70	50	61944.100.070	M16X75	25	61944.160.075	M20X150	10	61944.200.150
M10X90	50	61944.100.090						

JS500 is a topcoat that significantly improves the corrosion resistance of zinc-electroplated parts.

61945 **LINDAPTER Hollo-Bolt hexagon / LINDAPTER Hollo-Bolt, zeskant / LINDAPTER Hollo-Bolt, hexagonale** **S02A**

Thread Metric thread
Material Steel
Surface treatment Hot dip galvanized

CE

Hollo-Bolt

RoHS



d_1 x L	✉	Art.number	d_1 x L	✉	Art.number	d_1 x L	✉	Art.number
M8X50	100	61945.080.050				M16X100	25	61945.160.100
M8X70	100	61945.080.070	M12X60	50	61945.120.060	M16X120	20	61945.160.120
M8X90	50	61945.080.090	M12X80	25	61945.120.080			
			M12X100	25	61945.120.100	M20X90	10	61945.200.090
M10X55	50	61945.100.055				M20X120	10	61945.200.120
M10X70	50	61945.100.070	M16X75	25	61945.160.075	M20X150	10	61945.200.150
M10X90	50	61945.100.090						

61946 **LINDAPTER Hollo-Bolt hexagon / LINDAPTER Hollo-Bolt, zeskant / LINDAPTER Hollo-Bolt, hexagonale** **S02A**

Thread Metric thread
Material Stainless steel A4

CE

Hollo-Bolt

RoHS



d_1 x L	✉	Art.number	d_1 x L	✉	Art.number	d_1 x L	✉	Art.number
M8X50	100	61946.080.050				M16X100	25	61946.160.100
M8X70	100	61946.080.070	M12X55	50	61946.120.060	M16X120	20	61946.160.120
M8X90	50	61946.080.090	M12X80	25	61946.120.080			
			M12X100	25	61946.120.100	M20X90	10	61946.200.090
M10X50	50	61946.100.055				M20X120	10	61946.200.120
M10X70	50	61946.100.070	M16X75	25	61946.160.075	M20X150	10	61946.200.150
M10X90	50	61946.100.090						

Hollow section solution, Hollo-Bolt, countersunk

Bevestigingsmiddel voor kokerprofielen, Hollo-Bolt, verzonkenkop / Fixation pour sections creuses, Hollo-Bolt, plate

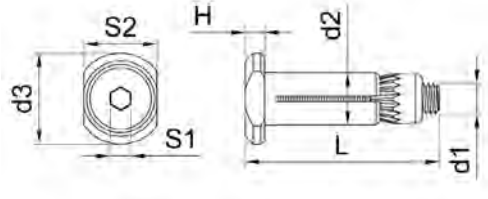



10

Technical Data

d_1 x L	M8x50	M8x70	M8x90	M10x55	M10x70	M10x90	M12x60	M12x80	M12x100	M16x75	M16x100	M16x120
d_3	22	22	22	29	29	29	32	32	32	38	38	38
H	5	5	5	6	6	6	7	7	7	8	8	8
s_2	19	19	19	24	24	24	30	30	30	36	36	36
d2 = hole ø	14 +1/0.2	14 +1/0.2	14 +1/0.2	18 +1/0.2	18 +1/0.2	18 +1/0.2	20 +2/0.2	20 +2/0.2	20 +2/0.2	26 +2/0.2	26 +2/0.2	26 +2/0.2
Grip range	3-22	22-41	41-60	3-22	22-41	41-60	3-25	25-47	47-69	12-29	29-50	50-71
s_1	5	5	5	6	6	6	8	8	8	10	10	10
Safe w.l.1	4	4	4	8.5	8.5	8.5	10.5	10.5	10.5	21	21	21
Safe w.l.2	5	5	5	10	10	10	15	15	15	30	30	30
Torque (Nm)	23	23	23	45	45	45	80	80	80	190	190	190

FABORY

Assembly sequence

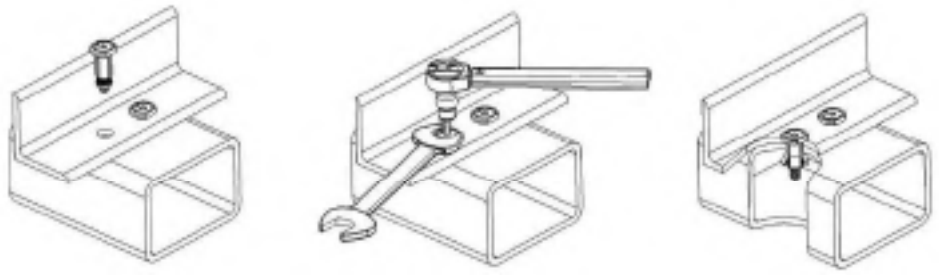

Safe w.l.1 = Safe working load tensile (5:1) (kN).
Safe w.l.2 = Safe working load single shear (5:1) (kN).
The countersunk Hollo-Bolt is simply inserted, through the steelwork (cone end first), in a pre-drilled hole. Grip the Hollo-Bolt collar with an open-ended spanner, and using a calibrated torque wrench, tighten the hex socket screw to the torque given by the table above.
The recommended tightening torque creates a limited clamping load in the assembly, the connection may not be compared with a regular bolt/nut assembly.
Before tightening, ensure that the materials that are to be cinnected together are touching.
Extensive information is available on the Lindapter website.

Article groups

Thread	Driving features	Material	Surface treatment	Code	Page
M	Hexagon socket	St.	ZPL/JS500	61952	10-8
M	Hexagon socket	St.st. A4		61953	10-8

61952 LINDAPTER Hollo-Bolt countersunk / LINDAPTER Hollo-Bolt, verzonkenkop / LINDAPTER Hollo-Bolt, à tête fraisée **S02A**

Thread Metric thread
Material Steel
Surface treatment Zinc plated with JS500 topcoat

Hollo-Bolt

RoHS

CE



d_1 x L	✉	Art.number	d_1 x L	✉	Art.number	d_1 x L	✉	Art.number
M8X50	100	61952.080.050	M10X70	50	61952.100.070	M12X100	25	61952.120.100
M8X70	100	61952.080.070	M10X90	50	61952.100.090			
M8X90	50	61952.080.090				M16X75	25	61952.160.075
			M12X60	50	61952.120.060	M16X100	25	61952.160.100
M10X55	50	61952.100.055	M12X80	25	61952.120.080	M16X120	20	61952.160.120

JS500 is a topcoat that significantly improves the corrosion resistance of zinc-electroplated parts.

61953 LINDAPTER Hollo-Bolt countersunk / LINDAPTER Hollo-Bolt, verzonkenkop / LINDAPTER Hollo-Bolt, à tête fraisée **S02A**

Thread Metric thread
Material Stainless steel A4

Hollo-Bolt

RoHS

CE



10

d_1 x L	✉	Art.number	d_1 x L	✉	Art.number	d_1 x L	✉	Art.number
M8X50	100	61953.080.050	M10X70	50	61953.100.070			
M8X70	100	61953.080.070	M10X90	50	61953.100.090	M16X75	25	61953.160.075
M8X90	50	61953.080.090				M16X100	25	61953.160.100
			M12X60	50	61953.120.060	M16X120	20	61953.160.120
M10X50	50	61953.100.050	M12X80	25	61953.120.080			
M10X55	50	61953.100.055	M12X100	25	61953.120.100			

Hollow section solution, Hollo-Bolt, Flush Fit

Bevestigingsmiddel voor kokerprofielen, Hollo-Bolt, Flush Fit / Fixation pour sections creuses, Hollo-Bolt, Flush Fit

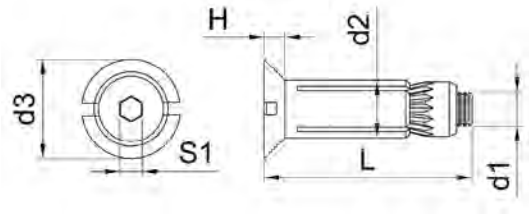



Technical Data

d_1 x L	M8x50	M10x50	M12x55
d_3	24	30	33
H	5	6	7
s_1	5	6	8
d2 = hole ø	14 +1/0.2	18 +1/0.2	20 +1/0.2
Grip range	10-27	12-27	12-30
Safe w.l.1	4	6.5	10.5
Safe w.l.2	5	10	15
Torque (Nm)	23	45	80

Assembly sequence



Safe w.l.1 = Safe working load tensile (5:1) (kN).
Safe w.l.2 = Safe working load single shear (5:1) (kN).
The Flush Fit Hollo-Bolt is simply inserted, through the steelwork (cone end first), in a pre-drilled 90° countersunk hole. For installation use the special flush fit tool article 61949. Grip the Hollo-Bolt installation tool with an open-ended spanner, and using a calibrated torque wrench, tighten the hex socket screw to the torque given by the table above.
The recommended tightening torque creates a limited clamping load in the assembly, the connection may not be compared with a regular bolt/nut assembly.
Before tightening, ensure that the materials that are to be cinnected together are touching.
Extensive information is available on the Lindapter website.

Article groups

Thread	Driving features	Material	Surface treatment	Code	Page
M	Hexagon socket	St.	ZPL/JS500	61948	10-9
M	Hexagon socket	St.st. A4		61947	10-9

61948 **LINDAPTER Hollo-Bolt, Flush Fit / LINDAPTER Hollo-Bolt, Flush Fit / LINDAPTER Hollo-Bolt, Flush Fit** **S02A**

Thread Metric thread
Material Steel
Surface treatment Zinc plated with JS500 topcoat

CE

Hollo-Bolt

RoHS



d_1 x L	✉	Art.number	d_1 x L	✉	Art.number	d_1 x L	✉	Art.number
M8X50	100	61948.080.050	M10X50	50	61948.100.050	M12X55	50	61948.120.055
M8X70	100	61948.080.070	M10X70	50	61948.100.070	M12X80	25	61948.120.080
M8X90	50	61948.080.090	M10X90	50	61948.100.090	M12X100	25	61948.120.100

JS500 is a topcoat that significantly improves the corrosion resistance of zinc-electroplated parts.

61947 **LINDAPTER Hollo-Bolt, Flush Fit / LINDAPTER Hollo-Bolt, Flush Fit / LINDAPTER Hollo-Bolt, Flush Fit** **S02A**

Thread Metric thread
Material Stainless steel A4

CE

lindapter

RoHS



d_1 x L	✉	Art.number	d_1 x L	✉	Art.number	d_1 x L	✉	Art.number
M8X50	100	61947.080.001	M10X50	50	61947.100.050	M12X55	50	61947.120.030
M8X70	100	61947.080.070	M10X70	50	61947.100.070	M12X80	25	61947.120.052

FABORY

Hollow section solution, Hollo-Bolt, Flush Fit tool

Bevestigingsmiddel voor kokerprofielen, montagehulpstuk voor Flush Fit Hollo-bolt / Fixation pour sections creuses, Hollo-Bolt, écrou d'installation Flush Fit

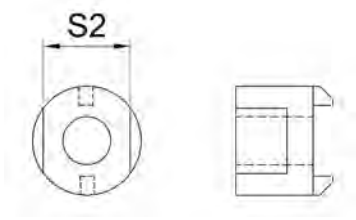



Technical Data

For nom. size	s_2
M8	19
M10	24
M12	30

Tool for Flush Fit Hollo-Bolt, article group 61947 and 61948.

61949 **LINDAPTER Hollo-Bolt, Flush Fit tool / LINDAPTER Montagehulpstuk voor Flush Fit Hollo-bolt / LINDAPTER Écrou d'installation Flush Fit Hollo-Bolt** **S02A**

Material Steel
Surface treatment Zinc plated



For nom. size	✉	Art.number	For nom. size	✉	Art.number	For nom. size	✉	Art.number
M8	1	61949.080.001	M10	1	61949.100.001	M12	1	61949.120.001

Hollow section solution, Lindibolt

Bevestigingsmiddel voor kokerprofielen, Lindibolt / Fixation pour sections creuses, Lindibolt



Extensive information about dimensions and assembly parameters is available on the Lindapter website.

Article groups

Material	Surface treatment	Code	Page
St.	ZPL	61954	10-10
St.st. A4		61955	10-11

61954 **LINDAPTER Lindibolt type LB2 / LINDAPTER Lindibolt type LB2 / LINDAPTER Lindibolt type LB2** **S02A**

Material Steel
Surface treatment Zinc plated



For bolt size	✉	Art.number	For bolt size	✉	Art.number	For bolt size	✉	Art.number
M10	25	61954.100.001	M16	10	61954.160.001	M24	5	61954.240.001
M12	25	61954.120.001	M20	10	61954.200.001			

61955	LINDAPTER Lindibolt type LB2 / LINDAPTER Lindibolt type LB2 / LINDAPTER Lindibolt type LB2	S02A

Material Stainless steel A4

lindapter

RoHS

CE



For bolt size	✉	Art.number	For bolt size	✉	Art.number	For bolt size	✉	Art.number
M10	25	61955.100.001	M16	10	61955.160.001	M24	5	61955.240.001
M12	25	61955.120.001	M20	10	61955.200.001			

Girder clamp component

Klemelement / Crapaud



Article groups

Material	Surface treatment		Code	Page
MI	ZPL	A short	61015	10-11
MI	HDG	A short	61020	10-11
MI	ZPL	A medium	61035	10-12
MI	HDG	A medium	61040	10-12
MI	ZPL	A long	61055	10-12
MI	HDG	A long	61060	10-12
MI	ZPL	B short	61115	10-12
MI	HDG	B short	61120	10-13
MI	ZPL	B medium	61135	10-13
MI	HDG	B medium	61140	10-13
MI	ZPL	B long	61155	10-13
MI	HDG	B long	61165	10-13

61015	LINDAPTER Steelwork fixing type A short / LINDAPTER Klemelement type A kort / LINDAPTER Crapaud de fixation pour charpentes métalliques type A court	S05A

Material Malleable iron
Surface treatment Zinc plated

lindapter

RoHS

CE



For bolt size	✉	Art.number	For bolt size	✉	Art.number	For bolt size	✉	Art.number
M10	100	61015.100.001	M16	50	61015.160.001	M24	20	61015.240.001
M12	100	61015.120.001	M20	50	61015.200.001			

With recess, incline max. 8°.

61020	LINDAPTER Steelwork fixing type A short / LINDAPTER Klemelement type A kort / LINDAPTER Crapaud de fixation pour charpentes métalliques type A court	S05A

Material Malleable iron
Surface treatment Hot dip galvanized

lindapter

RoHS

CE



For bolt size	✉	Art.number	For bolt size	✉	Art.number	For bolt size	✉	Art.number
M10	100	61020.100.001	M16	50	61020.160.001	M24	20	61020.240.001
M12	100	61020.120.001	M20	50	61020.200.001			

With recess, incline max. 8°.

61035 LINDAPTER Steelwork fixing type A medium / LINDAPTER Klemelement type A middel / LINDAPTER Crapaud de fixation pour charpentes métalliques type A moyen — S05A

Material Malleable iron
Surface treatment Zinc plated



For bolt size	✉	Art.number	For bolt size	✉	Art.number	For bolt size	✉	Art.number
M8	100	61035.080.001	M12	100	61035.120.001	M20	50	61035.200.001
M10	100	61035.100.001	M16	50	61035.160.001	M24	20	61035.240.001

With recess, incline max. 8°.

61040 LINDAPTER Steelwork fixing type A medium / LINDAPTER Klemelement type A middel / LINDAPTER Crapaud de fixation pour charpentes métalliques type A moyen — S05A

Material Malleable iron
Surface treatment Hot dip galvanized



For bolt size	✉	Art.number	For bolt size	✉	Art.number	For bolt size	✉	Art.number
M8	100	61040.080.001	M12	100	61040.120.001	M20	50	61040.200.001
M10	100	61040.100.001	M16	50	61040.160.001	M24	20	61040.240.001

With recess, incline max. 8°.

61055 LINDAPTER Steelwork fixing type A long / LINDAPTER Klemelement type A lang / LINDAPTER Crapaud de fixation pour charpentes métalliques type A long — S05A

Material Malleable iron
Surface treatment Zinc plated



For bolt size	✉	Art.number	For bolt size	✉	Art.number	For bolt size	✉	Art.number
M10	100	61055.100.001	M16	50	61055.160.001	M24	20	61055.240.001
M12	100	61055.120.001	M20	50	61055.200.001			

With recess, incline max. 8°.

61060 LINDAPTER Steelwork fixing type A long / LINDAPTER Klemelement type A lang / LINDAPTER Crapaud de fixation pour charpentes métalliques type A long — S05A

Material Malleable iron
Surface treatment Hot dip galvanized



For bolt size	✉	Art.number	For bolt size	✉	Art.number	For bolt size	✉	Art.number
M10	100	61060.100.001	M16	50	61060.160.001	M24	20	61060.240.001
M12	100	61060.120.001	M20	50	61060.200.001			

With recess, incline max. 8°.

61115 LINDAPTER Steelwork fixing type B short / LINDAPTER Klemelement type B kort / LINDAPTER Crapaud de fixation pour charpentes métalliques type B court — S05A

Material Malleable iron
Surface treatment Zinc plated



For bolt size	✉	Art.number	For bolt size	✉	Art.number	For bolt size	✉	Art.number
M10	100	61115.100.001	M16	50	61115.160.001	M24	20	61115.240.001
M12	100	61115.120.001	M20	25	61115.200.001			

With flat top, incline max. 8°.

61120 LINDAPTER Steelwork fixing type B short / LINDAPTER Klemelement type B kort / LINDAPTER Crapaud de fixation pour charpentes métalliques type B court — S05A

Material Malleable iron
Surface treatment Hot dip galvanized



For bolt size	✉	Art.number	For bolt size	✉	Art.number	For bolt size	✉	Art.number
M10	100	61120.100.001	M16	50	61120.160.001	M24	20	61120.240.001
M12	100	61120.120.001	M20	25	61120.200.001			

With flat top, incline max. 8°.

61135 LINDAPTER Steelwork fixing type B medium / LINDAPTER Klemelement type B middel / LINDAPTER Crapaud de fixation pour charpentes métalliques type B moyen — S05A

Material Malleable iron
Surface treatment Zinc plated



For bolt size	✉	Art.number	For bolt size	✉	Art.number	For bolt size	✉	Art.number
M8	100	61135.080.001	M12	100	61135.120.001	M20	25	61135.200.001
M10	100	61135.100.001	M16	50	61135.160.001	M24	20	61135.240.001

With flat top, incline max. 8°.

61140 LINDAPTER Steelwork fixing type B medium / LINDAPTER Klemelement type B middel / LINDAPTER Crapaud de fixation pour charpentes métalliques type B moyen — S05A

Material Malleable iron
Surface treatment Hot dip galvanized



For bolt size	✉	Art.number	For bolt size	✉	Art.number	For bolt size	✉	Art.number
M8	100	61140.080.001	M12	100	61140.120.001	M20	25	61140.200.001
M10	100	61140.100.001	M16	50	61140.160.001	M24	20	61140.240.001

With flat top, incline max. 8°.

61155 LINDAPTER Steelwork fixing type B long / LINDAPTER Klemelement type B lang / LINDAPTER Crapaud de fixation pour charpentes métalliques type B long — S05A

Material Malleable iron
Surface treatment Zinc plated



For bolt size	✉	Art.number	For bolt size	✉	Art.number	For bolt size	✉	Art.number
M10	100	61155.100.001	M16	50	61155.160.001	M24	20	61155.240.001
M12	100	61155.120.001	M20	25	61155.200.001			

With flat top, incline max. 8°.

61165 LINDAPTER Steelwork fixing type B long / LINDAPTER Klemelement type B lang / LINDAPTER Crapaud de fixation pour charpentes métalliques type B long — S05A

Material Malleable iron
Surface treatment Hot dip galvanized



For bolt size	✉	Art.number	For bolt size	✉	Art.number	For bolt size	✉	Art.number
M10	100	61165.100.001	M16	50	61165.160.001	M24	20	61165.240.001
M12	100	61165.120.001	M20	25	61165.200.001			

With flat top, incline max. 8°.

FABORY

Heavy duty girder clamp components

Stalen balkklem / Talon flexible



Article groups

Material	Surface treatment		Code	Page
SG iron	HDG	AF short	61170	10-14
SG iron	HDG	AF medium	61180	10-14

61170 LINDAPTER Steelwork fixing type AF short / LINDAPTER Klemelement type AF kort / LINDAPTER Crapaud de fixation pour charpentes métalliques type AF court — S05A

Material SG iron
Surface treatment Hot dip galvanized



d	✉	Art.number	d	✉	Art.number	d	✉	Art.number
M12	25	61170.120.001	M20	10	61170.200.001	M24	5	61170.240.001
M16	20	61170.160.001						

Heavy duty clamp, high slip resistance for tensile, frictional and combined load applications.
With recess, incline max. 10°. Converts to flat top with packing piece Type AFW, article group 61429 (required for EN 14399 bolts).

61180 LINDAPTER Steelwork fixing type AF medium / LINDAPTER Klemelement type AF middel / LINDAPTER Crapaud de fixation pour charpentes métalliques type AF moyen — S05A

Material SG iron
Surface treatment Hot dip galvanized



d	✉	Art.number	d	✉	Art.number	d	✉	Art.number
M12	25	61180.120.001	M20	10	61180.200.001	M24	5	61180.240.001
M16	20	61180.160.001						

Heavy duty clamp, high slip resistance for tensile, frictional and combined load applications.
With recess, incline max. 10°. Converts to flat top with packing piece Type AFW, article group 61429 (required for EN 14399 bolts).

10

Self-adjusting clamp

Zelfinstellende klem / Crapaud auto-réglable



61450	LINDAPTER Self-adjusting clamp type AAF / LINDAPTER Zelfinstellende klem / LINDAPTER Crapaud auto-ajustable type AAF	S05A

Material SG iron
Surface treatment Hot dip galvanized

lindapter

RoHS

CE



For bolt size	✉	Art.number	For bolt size	✉	Art.number	For bolt size	✉	Art.number
M12	20	61450.120.001	M16	10	61450.160.001	M20	4	61450.200.001

High friction clamp

Klem voor hoge schuifweerstand / Crapaud de fixation anti-glissement



High slip resistance clamp, hooks over the flanges of beams, angles and channels.
Suitable for parallel and tapered flanges, incline max. 8°. Can be combined with types AF and AAF when used with 8.8 bolts.
Extensive information is available on the Lindapter website.

61265	LINDAPTER High friction clamp type CF / LINDAPTER Klem voor hoge schuifweerstand / LINDAPTER Crapaud de fixation anti-glissement	S05A

Material SG iron
Surface treatment Hot dip galvanized

lindapter

RoHS

CE



For bolt size	✉	Art.number	For bolt size	✉	Art.number	For bolt size	✉	Art.number
M12	25	61265.120.001	M16	20	61265.160.001	M20	10	61265.200.001

FABORY

Flush clamp

Flush klem / Crapaud type Flush



Technical Data	
Nom. size	M16
Flange thickness/adjustability	5-19
Flange width/adjustability	75-180
Max. load (5:1) (kN)	30
Tightening torque (Nm)	147

Example of application



The Flush Clamp is an adjustable steelwork connection that clamps the flanges of two steel beams together without the use of a location plate. This assembly forms a clamp that is suitable for connecting beams of varying flange widths and thicknesses.
The Flush Clamp is supplied as a set, containing 4 each of six basic components: special body, special bolts, special washers, flat washers, hexagon nuts and thin nuts.
Extensive information is available on the Lindapter website.
JS500 is a topcoat that significantly improves the corrosion resistance of zinc-electroplated parts.

61850	LINDAPTER Girder clamp system / LINDAPTER Flush klem / LINDAPTER Crapaud type Flush clamp	S05A
Thread	Metric thread	
Material	Steel	
Surface treatment	Zinc plated with JS500 topcoat	

lindapter

RoHS

CE



Nom. size	✉	Art.number
M16	1	61850.160.001

10

Long nose clamp

Neusklem lang / Crapaud à nez long



Article groups

Material	Surface treatment	Code	Page
MI	ZPL	61451	10-17
MI	HDG	61452	10-17

61451 **LINDAPTER Long nose clamp type BSLN / LINDAPTER Neusklem lang / LINDAPTER Crapaud à nez long de type BSLN** **S05A**

Material Malleable iron
Surface treatment Zinc plated



For bolt size	✉	Art.number	For bolt size	✉	Art.number
M12	50	61451.120.001	M16	50	61451.160.001

61452 **LINDAPTER Long nose clamp type BSLN / LINDAPTER Neusklem lang / LINDAPTER Crapaud à nez long de type BSLN** **S05A**

Material Malleable iron
Surface treatment Hot dip galvanized



For bolt size	✉	Art.number	For bolt size	✉	Art.number
M12	50	61452.120.001	M16	50	61452.160.001

FABORY

Rail clip

Railklem / Crapaud de fixation



Article groups

Material	Surface treatment		Code	Page
MI	ZPL	BR short	61936	10-18
MI	ZPL	BR medium	61937	10-18
MI	HDG	BR short	61938	10-18
MI	HDG	BR medium	61939	10-18

61936 **LINDAPTER Rail clip type BR short / LINDAPTER Railklem type BR kort / LINDAPTER Crapaud de fixation de rail type BR court** **S05A**

Material Malleable iron
Surface treatment Zinc plated



For bolt size	✉	Art.number	For bolt size	✉	Art.number	For bolt size	✉	Art.number
M12	100	61936.120.001	M16	50	61936.160.001	M20	25	61936.200.001

With flat top, incline max. 8°.

61937 **LINDAPTER Rail clip type BR medium / LINDAPTER Railklem type BR middel / LINDAPTER Crapaud de fixation de rail type BR moyen** **S05A**

Material Malleable iron
Surface treatment Zinc plated



For bolt size	✉	Art.number	For bolt size	✉	Art.number	For bolt size	✉	Art.number
M12	100	61937.120.001	M16	50	61937.160.001	M20	25	61937.200.001

With flat top, incline max. 8°.

10

61938 **LINDAPTER Rail clip type BR short / LINDAPTER Railklem type BR kort / LINDAPTER Crapaud de fixation de rail type BR court** **S05A**

Material Malleable iron
Surface treatment Hot dip galvanized



For bolt size	✉	Art.number	For bolt size	✉	Art.number	For bolt size	✉	Art.number
M12	100	61938.120.001	M16	50	61938.160.001	M20	25	61938.200.001

With flat top, incline max. 8°.

61939 **LINDAPTER Rail clip type BR medium / LINDAPTER Railklem type BR middel / LINDAPTER Crapaud de fixation de rail type BR moyen** **S05A**

Material Malleable iron
Surface treatment Hot dip galvanized



For bolt size	✉	Art.number	For bolt size	✉	Art.number	For bolt size	✉	Art.number
M12	100	61939.120.001	M16	50	61939.160.001	M20	25	61939.200.001

With flat top, incline max. 8°.

Self adjustable tail clamp

Zelfinstellende klem / Crapaud universel



Article groups

Material	Surface treatment	Code	Page
MI	ZPL	61951	10-19
MI	HDG	61961	10-19

61951 **LINDAPTER Self adjusting tail clamp type LR / LINDAPTER Zelfinstellende klem type LR / LINDAPTER Crapaud auto-réglable type LR** **S05A**

Material Malleable iron
Surface treatment Zinc plated



For bolt size	✉	Art.number	For bolt size	✉	Art.number	For bolt size	✉	Art.number
M10	50	61951.100.001	M16	25	61951.160.001	M24	5	61951.240.001
M12	50	61951.120.001	M20	10	61951.200.001			

61961 **LINDAPTER Self adjusting tail clamp type LR / LINDAPTER Zelfinstellende klem type LR / LINDAPTER Crapaud auto-réglable type LR** **S05A**

Material Malleable iron
Surface treatment Hot dip galvanized



For bolt size	✉	Art.number	For bolt size	✉	Art.number	For bolt size	✉	Art.number
M10	50	61961.100.001	M16	25	61961.160.001	M24	5	61961.240.001
M12	50	61961.120.001	M20	10	61961.200.001			

FABORY

Self adjustable one piece tail clamp LS

Zelfinstellend eendelig klemelement LS / Crapaud auto-réglable en une pièce type LS



61958	LINDAPTER Self adjustable one piece tail clamp LS / LINDAPTER Zelfinstellend eendelig klemelement LS / LINDAPTER Crapaud auto-réglable en une pièce type LS	S05A

Material Stainless steel A4

lindapter

RoHS

CE



	✉	Art.number		✉	Art.number		✉	Art.number
M10	100	61958.100.001	M16	25	61958.160.001	M20	20	61958.200.001
M12	50	61958.120.001						

Adjustable tail clamp

Instelbaar staartstuk en stelschroef / Talon réglable



Article groups

Material	Surface treatment		Code	Page
MI	ZPL	D2	61290	10-20
MI	HDG	D2	61300	10-20

10

61290	LINDAPTER Adjustable tail clamp and set screw tail type D2 / LINDAPTER Instelbaar staartstuk en stelschroef type D2 / LINDAPTER Crapaud à talon réglable avec vis type D2	S05A

Material Malleable iron
Surface treatment Zinc plated

lindapter

RoHS

CE



For bolt size	✉	Art.number	For bolt size	✉	Art.number	For bolt size	✉	Art.number
M10	100	61290.100.001	M16	50	61290.160.001	M24	10	61290.240.001
M12	100	61290.120.001	M20	25	61290.200.001			

With recess and setscrew tail.

61300	LINDAPTER Adjustable tail clamp and set screw tail type D2 / LINDAPTER Instelbaar staartstuk en stelschroef type D2 / LINDAPTER Crapaud à talon réglable avec vis type D2	S05A

Material Malleable iron
Surface treatment Hot dip galvanized

lindapter

RoHS

CE



For bolt size	✉	Art.number	For bolt size	✉	Art.number	For bolt size	✉	Art.number
M10	100	61300.100.001	M16	50	61300.160.001	M24	10	61300.240.001
M12	100	61300.120.001	M20	25	61300.200.001			

With recess and setscrew tail.

Packing piece

Opvulelement / Cale



Article groups

Material	Surface treatment		Code	Page
St.	ZPL	CW	61415	10-21
St.	HDG	CW	61420	10-21
SG iron	HDG	AFW	61429	10-21
St.	HDG	AFCW	61430	10-22
St.	HDG	AFP1	61435	10-22
St.	HDG	AFP2	61440	10-22
St.	ZPL	P1 short	61515	10-22
St.	HDG	P1 short	61530	10-22
St.	ZPL	P1 long	61555	10-22
St.	HDG	P1 long	61570	10-23
St.	ZPL	P2 short	61615	10-23
St.	HDG	P2 short	61630	10-23
CI	ZPL	P2 long	61650	10-23
CI	HDG	P2 long	61670	10-23

61415 LINDAPTER Clipped washer type CW / LINDAPTER Opvulelement type CW / LINDAPTER Cale de règlage type CW — S05A

Material Steel
Surface treatment Zinc plated



For bolt size	✉	Art.number	For bolt size	✉	Art.number	For bolt size	✉	Art.number
M8	500	61415.080.001	M12	250	61415.120.001	M20	100	61415.200.001
M10	250	61415.100.001	M16	250	61415.160.001	M24	100	61415.240.001

Suitable for steelwork fixings Type A, B and BR.

61420 LINDAPTER Clipped washer type CW / LINDAPTER Opvulelement type CW / LINDAPTER Cale de règlage type CW — S05A

Material Steel
Surface treatment Hot dip galvanized



For bolt size	✉	Art.number	For bolt size	✉	Art.number	For bolt size	✉	Art.number
M10	250	61420.100.001	M16	250	61420.160.001	M24	100	61420.240.001
M12	250	61420.120.001	M20	100	61420.200.001			

Suitable for steelwork fixings Type A, B and BR.

61429 LINDAPTER Packing type AFW / LINDAPTER Adapter ringen type AFW / LINDAPTER Rondelle type AFW — S05A

Material SG iron
Surface treatment Hot dip galvanized



For bolt size	✉	Art.number	For bolt size	✉	Art.number	For bolt size	✉	Art.number
M12	250	61429.120.001	M20	250	61429.200.001	M24	100	61429.240.001
M16	250	61429.160.001						

Type AFW packings are used to fill the recess in the type AF fixing. This is required when bolts to EN 14399 are employed..

61430 LINDAPTER Clipped washer type AFCW / LINDAPTER Opvulelement type AFCW / LINDAPTER Cale de règlage type AFCW — S05A

Material Steel
Surface treatment Hot dip galvanized



For bolt size	✉	Art.number	For bolt size	✉	Art.number	For bolt size	✉	Art.number
M12	200	61430.120.001	M16	200	61430.160.001	M20	100	61430.200.001

Suitable for high friction clamps Type AF and Type AAF.

61435 LINDAPTER Packing type AFP1 / LINDAPTER Opvulelement type AFP1 / LINDAPTER Cale de règlage type AFP1 — S05A

Material Steel
Surface treatment Hot dip galvanized



For bolt size	✉	Art.number	For bolt size	✉	Art.number	For bolt size	✉	Art.number
M12	100	61435.120.001	M20	50	61435.200.001	M24	25	61435.240.001
M16	50	61435.160.001						

Suitable for high friction clamps Type AF and Type AAF.

61440 LINDAPTER Packing type AFP2 / LINDAPTER Opvulelement type AFP2 / LINDAPTER Cale de règlage type AFP2 — S05A

Material Steel
Surface treatment Hot dip galvanized



For bolt size	✉	Art.number	For bolt size	✉	Art.number	For bolt size	✉	Art.number
M12	50	61440.120.001	M20	10	61440.200.001	M24	10	61440.240.001
M16	50	61440.160.001						

Suitable for high friction clamps Type AF and Type AAF.

61515 LINDAPTER Packing type P1 short / LINDAPTER Opvulelement type P1 kort / LINDAPTER Cale type P1 courte — S05A

Material Steel
Surface treatment Zinc plated



For bolt size	✉	Art.number	For bolt size	✉	Art.number	For bolt size	✉	Art.number
M8	500	61515.080.001	M12	200	61515.120.001	M20	100	61515.200.001
M10	250	61515.100.001	M16	100	61515.160.001	M24	50	61515.240.001

Suitable for steelwork fixings Type A, B and BR.

61530 LINDAPTER Packing type P1 short / LINDAPTER Opvulelement type P1 kort / LINDAPTER Cale type P1 courte — S05A

Material Steel
Surface treatment Hot dip galvanized



For bolt size	✉	Art.number	For bolt size	✉	Art.number	For bolt size	✉	Art.number
M8	500	61530.080.001	M12	200	61530.120.001	M20	100	61530.200.001
M10	250	61530.100.001	M16	100	61530.160.001	M24	25	61530.240.001

Suitable for steelwork fixings Type A, B and BR.

61555 LINDAPTER Packing type P1 long / LINDAPTER Opvulelement type P1 lang / LINDAPTER Cale type P1 longue — S05A

Material Steel
Surface treatment Zinc plated



For bolt size	✉	Art.number	For bolt size	✉	Art.number	For bolt size	✉	Art.number
M10	100	61555.100.001	M16	100	61555.160.001	M24	20	61555.240.001
M12	100	61555.120.001	M20	50	61555.200.001			

Suitable for steelwork fixings Type D1, D2 and LR.

61570 **LINDAPTER Packing type P1 long / LINDAPTER Opvulelement type P1 lang / LINDAPTER Cale type P1 longue** **S05A**

Material Steel
Surface treatment Hot dip galvanized



For bolt size	✉	Art.number	For bolt size	✉	Art.number	For bolt size	✉	Art.number
M10	100	61570.100.001	M16	100	61570.160.001	M24	20	61570.240.001
M12	100	61570.120.001	M20	50	61570.200.001			

Suitable for steelwork fixings Type D1, D2 and LR.

61615 **LINDAPTER Packing type P2 short / LINDAPTER Opvulelement type P2 kort / LINDAPTER Cale type P2 courte** **S05A**

Material Steel
Surface treatment Zinc plated



For bolt size	✉	Art.number	For bolt size	✉	Art.number	For bolt size	✉	Art.number
M10	100	61615.100.001	M16	100	61615.160.001	M24	25	61615.240.001
M12	100	61615.120.001	M20	50	61615.200.001			

Suitable for steelwork fixings Type A, B and BR.

61630 **LINDAPTER Packing type P2 short / LINDAPTER Opvulelement type P2 kort / LINDAPTER Cale type P2 courte** **S05A**

Material Steel
Surface treatment Hot dip galvanized



For bolt size	✉	Art.number	For bolt size	✉	Art.number	For bolt size	✉	Art.number
M10	100	61630.100.001	M16	100	61630.160.001	M24	25	61630.240.001
M12	100	61630.120.001	M20	50	61630.200.001			

Suitable for steelwork fixings Type A, B and BR.

61650 **LINDAPTER Packing type P2 long / LINDAPTER Opvulelement type P2 lang / LINDAPTER Cale type P2 longue** **S05A**

Material Cast iron
Surface treatment Zinc plated



For bolt size	✉	Art.number	For bolt size	✉	Art.number	For bolt size	✉	Art.number
M10	100	61650.100.001	M16	50	61650.160.001	M24	10	61650.240.001
M12	100	61650.120.001	M20	25	61650.200.001			

Suitable for steelwork fixings Type D2 and LR.

61670 **LINDAPTER Packing type P2 long / LINDAPTER Opvulelement type P2 lang / LINDAPTER Cale type P2 longue** **S05A**

Material Cast iron
Surface treatment Hot dip galvanized



For bolt size	✉	Art.number	For bolt size	✉	Art.number	For bolt size	✉	Art.number
M10	100	61670.100.001	M16	50	61670.160.001	M24	10	61670.240.001
M12	100	61670.120.001	M20	25	61670.200.001			

Suitable for steelwork fixings Type D2 and LR.

FABORY

Fill up tip

Neusplaat / Cale Type T



Suitable for steelwork fixings type D2.
The tip will fill the nose, making it horizontal. Only applicable with parallel flanges.
The tip is for aesthetic purposes only and technically not necessary.

Article groups

Material	Surface treatment	Code	Page
CI	ZPL	61910	10-24
MI	HDG	61911	10-24

61910 LINDAPTER Fill up tip type T / LINDAPTER Neusplaat / LINDAPTER Remplit le nez type T **S05A**

Material Cast iron
Surface treatment Zinc plated

lindapter

RoHS



For bolt size	✉	Art.number	For bolt size	✉	Art.number	For bolt size	✉	Art.number
M12	500	61910.120.001	M16	500	61910.160.001	M20	250	61910.200.001

61911 LINDAPTER Fill up tip type T / LINDAPTER Neusplaat / LINDAPTER Remplit le nez type T **S05A**

Material Malleable iron
Surface treatment Hot dip galvanized

lindapter

RoHS



For bolt size	✉	Art.number	For bolt size	✉	Art.number	For bolt size	✉	Art.number
M12	500	61911.120.001	M20	250	61911.200.001	M24	100	61911.240.001
M16	500	61911.160.001						

10

Deep washer

Opvulstuk / Rondelle



Suitable for steelwork fixings type A and D2
The deep washer will fill the recess to convert the fixings in a flat top clamp to enable rotation of the bolt head or nut.

Article groups

Material	Surface treatment	Code	Page
CI	ZPL	61810	10-25
MI	HDG	61811	10-25

61810 LINDAPTER Deep washer type W / LINDAPTER Opvulstuk / LINDAPTER Rondelle épaisse type W **S05A**

Material Cast iron
Surface treatment Zinc plated



For bolt size	✉	Art.number	For bolt size	✉	Art.number	For bolt size	✉	Art.number
M8	500	61810.080.001	M12	500	61810.120.001	M20	100	61810.200.001
M10	500	61810.100.001	M16	250	61810.160.001			

61811 LINDAPTER Deep washer type W / LINDAPTER Opvulstuk / LINDAPTER Rondelle épaisse type W **S05A**

Material Malleable iron
Surface treatment Hot dip galvanized



For bolt size	✉	Art.number	For bolt size	✉	Art.number	For bolt size	✉	Art.number
M8	500	61811.080.001	M12	500	61811.120.001	M20	100	61811.200.001
M10	500	61811.100.001	M16	250	61811.160.001			

Flange clamp type LC

Flensklem / Fixation pour suspentes



61317	LINDAPTER Flange clamp type LC with set screw and nut / LINDAPTER Flensklem / LINDAPTER Pince pour suspentes type LC avec vis et contre-écrou	S05A

Material Malleable iron
Surface treatment Zinc plated



Bolt ø / type	✉	Art.number	Bolt ø / type	✉	Art.number
M6	100	61317.060.001	M8	100	61317.080.001

For parallel or tapered flanges, with horizontal and vertical attachment locations.

Flange clamp type FL with tapped hole

Flensklem met getapt gat / Crapaud type FL avec trou taraudé



61341	LINDAPTER Flange clamp type FL (T) with tappered hole and with set screw and nut / LINDAPTER Flensklem / LINDAPTER Pince pour suspentes type FL (T) avec le trou arrière taraudé et avec vis et contre-écrou	S05A

Material Malleable iron
Surface treatment Zinc plated



For bolt size	✉	Art.number	For bolt size	✉	Art.number	For bolt size	✉	Art.number
M6	50	61341.060.001	M10-2	50	61341.100.002	M12	25	61341.120.003
M8	50	61341.080.001	M10-4	25	61341.100.004			

Approved by VdS and FM (M10 and M12 only).

Flange clamp type FL with clear through hole

Flensklem met doorlopend gat / Crapaud type FL avec trou traversant



Article groups

Material	Surface treatment		Code	Page
MI	ZPL	FL (clear hole)	61355	10-27
St.st.			61345	10-27

61355 **LINDAPTER Flange clamp type FL (D) with clear through hole and with set screw and nut / LINDAPTER Flensklem met bout/moer en doorlopend gat, type FL / LINDAPTER Pince pour suspentes type FL (D) avec le trou arrière percé et avec vis et contre-écrou** **S05A**

Material Malleable iron
Surface treatment Zinc plated



For bolt size	✉	Art.number	For bolt size	✉	Art.number	For bolt size	✉	Art.number
M8	100	61355.080.001	M12	50	61355.120.001	M12	25	61355.120.004
M10	50	61355.100.001						

Approved by VdS and FM (M10 and M12 only).

61345 **LINDAPTER Flange clamp type FL with clear through hole / LINDAPTER Flensklem met bout/moer en doorlopend gat, type FL / LINDAPTER Crapaud type FL avec trou traversant** **S05A**

Material Stainless steel



For bolt size	✉	Art.number
M10	50	61345.100.001

10

FABORY

Flange clamp type F3

Flensklem type F3 / Pince pour suspentes type F3



Article groups

Material	Surface treatment		Code	Page
MI	HDG	F3 (without bolt)	61390	10-28
MI	HDG	F3 (with bolt)	61391	10-28

61390 **LINDAPTER High strength Flange clamp type F3 (without bolt) / LINDAPTER Flensklem type F3 (zonder bout) / LINDAPTER Pince pour suspentes type F3 (sans vis)** **S05A**

Material Malleable iron
Surface treatment Hot dip galvanized

lindapter

RoHS



	✉	Art.number		✉	Art.number		✉	Art.number
M8	50	61390.080.001	M12	20	61390.120.001	M20	5	61390.200.001
M10	25	61390.100.001	M16	10	61390.160.001			

Approved by FM.

61391 **LINDAPTER Flange clamp type F3 / LINDAPTER Flensklem type F3 / LINDAPTER Pince pour suspentes type F3** **S05A**

Material Malleable iron
Surface treatment Hot dip galvanized

lindapter

RoHS



	✉	Art.number		✉	Art.number		✉	Art.number
M8	50	61391.080.001	M12	20	61391.120.001	M20	5	61391.200.001
M10	25	61391.100.001	M16	10	61391.160.001			

Approved by FM.

10

Flange clamp type FLS

Flensklem type FLS / Crapaud polyvalent de fixation type FLS



61860	LINDAPTER Flange clamp type FL3 / LINDAPTER Flensklem type FLS / LINDAPTER Crapaud polyvalent de fixation type FLS	S05A
Material	SG iron	
Surface treatment	Zinc plated	



	✉	Art.number		✉	Art.number
M8	25	61860.080.001	M10	25	61860.100.001

Approved by VdS and FM (M10 only).

Swivel Unit

Kantelbaar deel / Unité pivotante



61880	LINDAPTER Swivel unit type SW / LINDAPTER Neusplaat type SW / LINDAPTER Articulation type SW	S05A
Material	Steel	
Surface treatment	Zinc plated	



d	✉	Art.number
M10	50	61880.100.001

FABORY

Flange clamp for parallel flages

Flensklem voor vlakke flenzen / Crapaud pour brides parallèles



Not suitable for tapered flanges.

Article groups

Material	Surface treatment		Code	Page
MI	ZPL	F9 (without bolt)	61380	10-30
MI	HDG	F9 (without bolt)	61381	10-30
MI	ZPL	F9 (with bolt)	61385	10-30
MI	HDG	F9 (with bolt)	61386	10-30

61380 LINDAPTER Flange clamp type F9 without bolt / LINDAPTER Moer klem type F9 zonder bout / LINDAPTER Pince pour suspentes type F9 sans vis — S05A

Material Malleable iron
Surface treatment Zinc plated

lindapter

CE RoHS



For bolt size	✉	Art.number	For bolt size	✉	Art.number	For bolt size	✉	Art.number
M10	25	61380.100.001	M16	5	61380.160.001	M24	2	61380.240.001
M12	10	61380.120.001	M20	5	61380.200.001			

61381 LINDAPTER Flange clamp type F9 without bolt / LINDAPTER Moer klem type F9 zonder bout / LINDAPTER Pince pour suspentes type F9 sans vis — S05A

Material Malleable iron
Surface treatment Hot dip galvanized

lindapter

CE RoHS



For bolt size	✉	Art.number	For bolt size	✉	Art.number	For bolt size	✉	Art.number
M10	25	61381.100.001	M16	5	61381.160.001	M20	5	61381.200.001
M12	10	61381.120.001						

10

61385 LINDAPTER Flange clamp type F9 with bolt / LINDAPTER Moer klem type F9 met bout / LINDAPTER Pince pour suspentes type F9 avec vis — S05A

Material Malleable iron
Surface treatment Zinc plated

lindapter

CE RoHS



For bolt size	✉	Art.number	For bolt size	✉	Art.number	For bolt size	✉	Art.number
M10	25	61385.100.001	M16	5	61385.160.001	M20	5	61385.200.001
M12	10	61385.120.001						

61386 LINDAPTER Flange clamp type F9 with bolt / LINDAPTER Moer klem type F9 met bout / LINDAPTER Pince pour suspentes type F9 avec vis — S05A

Material Malleable iron
Surface treatment Hot dip galvanized

lindapter

CE RoHS



For bolt size	✉	Art.number	For bolt size	✉	Art.number	For bolt size	✉	Art.number
M10	25	61386.100.001	M16	5	61386.160.001	M24	2	61386.240.001
M12	10	61386.120.001	M20	5	61386.200.001			

Hemispherical cup type HC

Holle zitting type HC / Coupelle hémisphérique type HC



Article groups

Material	Surface treatment	Code	Page
MI	ZPL	61870	10-31
MI	HDG	61871	10-31

61870 **LINDAPTER Hemispherical cup type HC / LINDAPTER Holle zitting type HC / LINDAPTER Coupelle hémisphérique type HC** **S05A**

Material Malleable iron
Surface treatment Zinc plated



For bolt size	✉	Art.number	For bolt size	✉	Art.number	For bolt size	✉	Art.number
M12	100	61870.120.001	M16	100	61870.160.001	M20	50	61870.200.001

61871 **LINDAPTER Hemispherical cup type HC / LINDAPTER Holle zitting type HC / LINDAPTER Coupelle hémisphérique type HC** **S05A**

Material Malleable iron
Surface treatment Hot dip galvanized



For bolt size	✉	Art.number	For bolt size	✉	Art.number	For bolt size	✉	Art.number
M12	100	61871.120.001	M16	100	61871.160.001	M20	50	61871.200.001

FABORY

Hemispherical washer type HW

Bolle ring type HW / Rondelle hémisphérique type HW



Article groups

Material	Surface treatment	Code	Page
MI	ZPL	61874	10-32
MI	HDG	61875	10-32

61874 **LINDAPTER Hemispherical washer type HW / LINDAPTER Bolle ring type HW / LINDAPTER Rondelle hémisphérique type HW** **S05A**

Material Malleable iron
Surface treatment Zinc plated



For bolt size	✉	Art.number	For bolt size	✉	Art.number	For bolt size	✉	Art.number
M12	200	61874.120.001	M16	100	61874.160.001	M20	50	61874.200.001

61875 **LINDAPTER Hemispherical washer type HW / LINDAPTER Bolle ring type HW / LINDAPTER Rondelle hémisphérique type HW** **S05A**

Material Malleable iron
Surface treatment Hot dip galvanized



For bolt size	✉	Art.number	For bolt size	✉	Art.number	For bolt size	✉	Art.number
M12	200	61875.120.001	M16	100	61875.160.001	M20	50	61875.200.001

10

Eccentric floor fixing system

Excentrisch vloerbevestigingssysteem / Système de fixation pour plancher excentrique

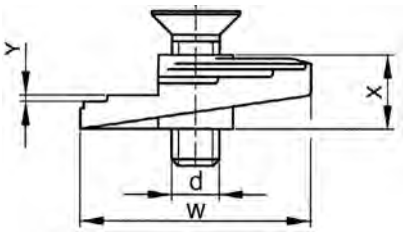



Technical Data

d	W	X	Y
M8	60	20	2
M10	60	20	2
M12	60	20	2

The FLOORFAST, fixing for chequerplate flooring, enables steel floorplates to fixed from above, by one man only, using simply a tee-handled hexagon key. There is no need for access from below and no site drilling or welding is required.

Assembly sequence





Article groups

Thread	Material	Surface treatment	Code	Page
M	MI	ZPL	61941	10-33
M	MI	HDG	61963	10-33
M	St.st. A4		61965	10-33

61941 **LINDAPTER Floorfast type FF / LINDAPTER Floorfast type FF / LINDAPTER Floorfast type FF** **S05A**

Thread Metric thread
Material Malleable iron
Surface treatment Zinc plated

lindapter

RoHS

CE



d		Art.number	d		Art.number	d		Art.number
M8	50	61941.080.001	M10	50	61941.100.001	M12	50	61941.120.001

61963 **LINDAPTER Floorfast type FF / LINDAPTER Floorfast type FF / LINDAPTER Floorfast type FF** **S05A**

Thread Metric thread
Material Malleable iron
Surface treatment Hot dip galvanized

lindapter

RoHS

CE



d		Art.number	d		Art.number
M10	50	61963.100.001	M12	50	61963.120.001

61965 **LINDAPTER Floorfast type FF / LINDAPTER Floorfast type FF / LINDAPTER Floorfast type FF** **S05A**

Thread Metric thread
Material Stainless steel A4

lindapter

RoHS

CE



d		Art.number	d		Art.number	d		Art.number
M8	50	61965.080.001	M10	50	61965.100.001	M12	50	61965.120.001

FABORY

Grating fixing

Roosterbevestiging / Fixation de caillebotis



Technical Data

Type	Bolt ø	D	w	X
GF08	M8	22-38	5-10	19-48
GF10	M10	20-50	3-7	25-45
GF210	M10	19-40	3-6.5	30

61970 **LINDAPTER Grating fixing type GF / LINDAPTER Grate-Fast bevestigingen type GF / LINDAPTER crapaud plancher grille type GF** **S05A**

Thread Metric thread
Material Malleable iron
Surface treatment Hot dip galvanized

lindapter

CE RoHS



Bolt size (bar dist.)	✉	Art.number	Bolt size (bar dist.)	✉	Art.number	Bolt size (bar dist.)	✉	Art.number
GF08	50	61970.080.001	GF10	50	61970.100.001	GF210	50	61970.100.002

Purlin fixing

Gording clip / Fixation des pannes



10

Article groups

Material	Surface treatment	Code	Page
St.	HDG	61784	10-34
St.	HDG	61873	10-35
Mild St.	ZPL	61890	10-35
Mild St.	ZPL	61891	10-35

61784 **LINDAPTER Purlin fixing type HCW31 / LINDAPTER Gording clip type HCW31 / LINDAPTER Fixation des pannes type HCW31** **S05A**

Material Steel
Surface treatment Hot dip galvanized

lindapter

RoHS



Type	✉	Art.number
HCW31	200	61784.000.031

61873 **LINDAPTER Purlin fixing type HCW30 / LINDAPTER Gording clip type HCW30 / LINDAPTER Fixation des pannes type HCW30** **S05A**

Material Steel
Surface treatment Hot dip galvanized



Type	✉	Art.number
HCW30	100	61873.000.030

61890 **LINDAPTER Purlin fixing type WF / LINDAPTER Gording clip type WF / LINDAPTER Fixation des pannes type WF** **S05A**

Material Mild steel
Surface treatment Zinc plated



Type	✉	Art.number
M10	100	61890.100.001

61891 **LINDAPTER Purlin fixing type Z10 / LINDAPTER Gording clip type Z10 / LINDAPTER Fixation des pannes type Z10** **S05A**

Material Mild steel
Surface treatment Zinc plated



Type	✉	Art.number
M10	100	61891.100.001

Decking fixings

Dek/vloer bevestiging / Fixation pour suspentes



10

Article groups

Material	Surface treatment		Code	Page
MI	ZPL/HDG	AW	61460	10-35
MI	ZPL	TR60	61461	10-36
MI	ZPL	VN	61465	10-36
St.	ZPL	TC	61466	10-36
MI	ZPL	MF	61540	10-36
MI	ZPL	MW2	61545	10-36
St.	ZPL	SD2	61549	10-36

61460 **LINDAPTER Decking fixing type AW Alphawedge / LINDAPTER Alpha wiggen type AW / LINDAPTER Fixation pour suspentes type AW Cale alpha** **S05A**

Material Malleable iron
Surface treatment Zinc plated/Hot dip galvanized



Size	✉	Art.number	Size	✉	Art.number	Size	✉	Art.number
M6	50	61460.060.001	M8	50	61460.080.001	M10	50	61460.100.001

FABORY

61461	LINDAPTER Decking fixing type TR60 / LINDAPTER Dek/vloer bevestiging type TR60 / LINDAPTER Fixation pour suspentes type TR60	S05A

Material Malleable iron
Surface treatment Zinc plated



Size	✉	Art.number	Size	✉	Art.number	Size	✉	Art.number
M6	50	61461.060.001	M8	50	61461.080.001	M10	50	61461.100.001

61465	LINDAPTER Decking fixing type VN / LINDAPTER Dek/vloer bevestiging type VN / LINDAPTER Fixation pour suspentes type VN	S05A

Material Malleable iron
Surface treatment Zinc plated



Size	✉	Art.number
M10	250	61465.100.001

61466	LINDAPTER Decking fixing type TC- Toggle Clamp / LINDAPTER Dek/vloer bevestiging type TC-Toggle Clamp / LINDAPTER Fixation pour suspentes type TC - Toggle Clamp	S05A

Material Steel
Surface treatment Zinc plated



Size	✉	Art.number	Size	✉	Art.number
M8	100	61466.080.001	M10	100	61466.100.001

61540	LINDAPTER Decking fixing type MF / LINDAPTER Dek/vloer bevestiging type MF / LINDAPTER Fixation pour suspentes type MF	S05A

Material Malleable iron
Surface treatment Zinc plated



Size	✉	Art.number	Size	✉	Art.number	Size	✉	Art.number
M6	50	61540.060.001	M8	50	61540.080.001	M10	50	61540.100.001

61545	LINDAPTER Decking fixing type MW2 - Multiwedge 2 / LINDAPTER Dek/vloer bevestiging type MW2-Multiwig / LINDAPTER Fixation pour suspentes type MW2 - Multiwedge 2	S05A

Material Malleable iron
Surface treatment Zinc plated



Size	✉	Art.number	Size	✉	Art.number	Size	✉	Art.number
M6	50	61545.060.001	M8	50	61545.080.001	M10	50	61545.100.001

61549	LINDAPTER Decking fixing type SD2 - Slimdek 2 / LINDAPTER Dek/vloer bevestiging type SC2-Slimdek 2 / LINDAPTER Fixation pour suspentes type SD2 - Slimdek 2	S05A

Material Steel
Surface treatment Zinc plated



Size	✉	Art.number
M10	20	61549.100.001

10

Strap hanger without nut

Buisbeugel zonder moer / Suspension sans écrou



61876	LINDAPTER Strap hanger without nut type SH / LINDAPTER Buisbeugel zonder moer type SH / LINDAPTER suspension sans écrou type SH	S05A

Material Steel
Surface treatment Hot dip galvanized



Pipe ø x Hole ø	✉	Art.number	Pipe ø x Hole ø	✉	Art.number	Pipe ø x Hole ø	✉	Art.number
25X11MM-SH	100	61876.025.011	65X11MM-SH	75	61876.065.011	125X13MM-SH	1	61876.125.013
32X11MM-SH	100	61876.032.011	80X11MM-SH	75	61876.080.011	150X13MM-SH	1	61876.150.013
40X11MM-SH	75	61876.040.011	100X11MM-SH	1	61876.100.011	200X18MM-SH	1	61876.200.018
50X11MM-SH	75	61876.050.011						

Approved by FM and LPCB.
For type SH strap hangers for pipe bores 125 and 150 a standard washer must be placed between the underside of the hanger and the nut.

Strap hanger with nut

Buisbeugel met moer / Suspension avec écrou



61877	LINDAPTER Strap hanger with nuts type SHN / LINDAPTER Buisbeugel met moer type SHN / LINDAPTER suspension avec écrou type SHN	S05A

Material Steel
Surface treatment Zinc plated



Pipe ø x Hole ø	✉	Art.number	Pipe ø x Hole ø	✉	Art.number	Pipe ø x Hole ø	✉	Art.number
25X14MM	100	61877.025.014	65X14MM	100	61877.065.014	125X17MM	1	61877.125.017
32X14MM	100	61877.032.014	80X14MM	75	61877.080.014	150X17MM	1	61877.150.017
40X14MM	75	61877.040.014	100X14MM	1	61877.100.014	200X21MM	1	61877.200.021
50X14MM	75	61877.050.014						

Approved by FM and LPCB.

FABORY

Hinged pipe clamp FGRS Plus

Pijpbeugel ééndelig FGRS Plus / Collier isophonique articulé FGRS Plus

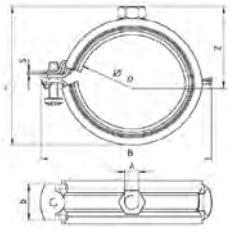



Technical Data

Grip range D	A	B	b x s	F max (kN)	Grip range D	H	Pipe size	Screw size	Z
15-19	M8	52	20x1.25	0.65	15-19	40	3/8	M5x25	24
20-24	M8	58	20x1.25	0.65	20-24	45	1/2	M5x25	26
25-30	M8	63	20x1.25	0.65	25-30	49	3/4	M5x25	28
32-37	M8	72	20x1.25	0.65	32-37	57	1 Inch	M5x25	32
40-44	M8	79	20x1.5	0.90	40-44	66	1.1/4	M5x30	36
45-50	M8	88	20x1.5	0.90	45-50	76	1.1/2	M5x30	41
56-63	M8	99	20x1.5	0.90	56-63	85	2 Inch	M5x30	46

F max = Maximum recommended static load (centr. tension).

[illegible]

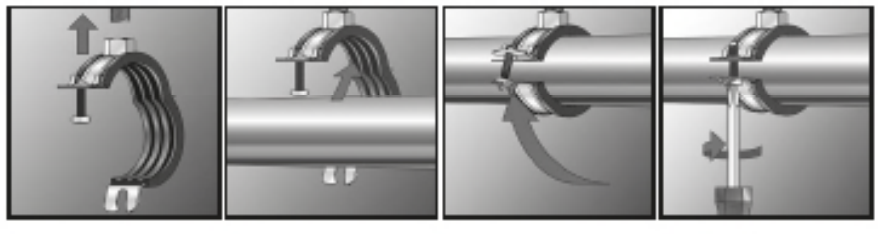

- [illegible]

64100 **FISCHER Hinged pipe clamp FGRS Plus / FISCHER Pijpbeugel ééndelig FGRS Plus / FISCHER collier isophonique articulé FGRS Plus** **N02A**

Material Steel DC01
Surface treatment Zinc plated



Grip range	✉	Art.number	Grip range	✉	Art.number	Grip range	✉	Art.number
15-19	100	64100.015.019	32-37	100	64100.032.037	45-50	50	64100.048.053
20-24	100	64100.020.024	40-44	50	64100.040.045	56-63	50	64100.059.063
25-30	100	64100.025.030						

The FGRS Plus clamp is a one-piece hinged pipe clamp with patented rapid locking and readjusting mechanism.
Advantages
The rapid locking mechanism allows a fast and time-saving installation with one hand.
The hinged pipe clamp can open wide for easy insertion of the pipe.
Time and energy saving insertion of the pipe in overhead installation.
Fit for fastening pipe lines to walls, ceilings and floors in the sanitary and heating area.

Properties
Material: steel DC01 (1.0330) to EN 10130.
Corrosion protection: 5-9 µm zinc plated.
Connecting nut: resistance welded, M8.
Locking screw: screw with combi slot/cross recessed pan head.
Sound insulation insert material: SBR/EPDM, chlorine- and silicone free.
Sound insulation: for DIN 4109.
Temperature range: -40 °C to +100 °C.
Hardness: 55°±5° Shore A.
Fire behavior: DIN 4102 group B2.

Pipe clamp FRS Plus

Pijpbeugel tweedelig FRS Plus / Collier isophonique FRS Plus

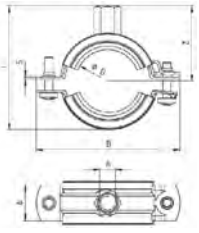

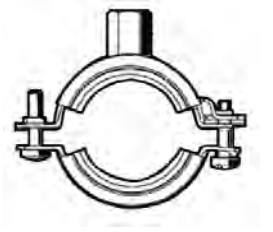

Technical Data

Grip range D	A	B	b	b x s	H	N	Pipe size	S	Screw size	Z	Z_1	Z_2	ø d
12-15	M8 / M10	55	-	-	39	-	-	-	-	31	-	-	12-15
15-19	M8/M10	61	-	20x1.25	51	-	3/8	-	M5	34	17	27	-
20-24	M8/M10	66	-	20x1.25	56	-	1/2	-	M5	36	19	29	-
25-30	M8/M10	72	-	20x1.25	62	-	3/4	-	M5	39	22	32	-
32-36	M8 / M10	74	-	-	54	-	-	-	-	34	-	-	32-36
32-37	M8/M10	79	-	20x1.25	67	-	1 Inch	-	M5	42	25	35	-
40-45	M8/M10	86	-	20x1.25	78	-	1.1/4	-	M5	48	31	41	-
44-49	M8 / M10	88	-	-	67	-	-	-	-	41	-	-	44-49
47-52	M10 / M12	105	-	-	86	-	-	-	-	53	-	-	47-52
48-53	M8/M10	94	-	20x1.5	83	-	1.1/2	-	M5	50	33	43	-
48-54	M8 / M10	99	-	-	78	-	-	-	-	46	-	-	48-54
50-56	M8 / M10	92	-	-	74	-	-	-	-	43	-	-	50-56
53-58	M10 / M12	111	-	-	91	-	-	-	-	55	-	-	53-58
55-61	M8 / M10	105	-	-	85	-	-	-	-	50	-	-	55-61
57-61	M8 / M10	98	-	-	79	-	-	-	-	47	-	-	57-61
59-63	M8/M10	114	-	20x1.5	96	-	2 Inch	-	M6	57	40	50	-
60-65	M10 / M12	118	-	-	99	-	-	-	-	60	-	-	60-65
62-64	M8/M10	114	-	25x2.0	96	-	-	-	M6	57	40	50	-
63-67	M8 / M10	111	-	-	91	-	-	-	-	53	-	-	63-67
63-70	M8 / M10	105	-	-	88	-	-	-	-	54	-	-	63-70
68-73	M8/M10	124	-	25x2.0	108	-	-	-	M6	63	46	56	-
70-77	M8 / M10	112	-	-	95	-	-	-	-	55	-	-	70-77
72-80	M8 / M10	125	-	-	104	-	-	-	-	60	-	-	72-80
73-78	M10 / M12	136	-	-	113	-	-	-	-	67	-	-	73-78
74-78	M8/M10	129	-	25x2.0	113	-	2.1/2	-	M6	65	48	58	-
80-83	M8 / M10	116	-	-	101	-	-	-	-	58	-	-	80-83
80-86	M8/M10	133	-	25x2.0	115	-	-	-	M6	66	49	59	-
83-91	M8 / M10	128	-	-	111	-	-	-	-	63	-	-	83-91
87-92	M8 / M10	137	-	-	116	-	-	-	-	66	-	-	87-92
88-93	M10 / M12	152	-	-	129	-	-	-	-	75	-	-	88-93
89-92	M8/M10	142	-	25x2.0	125	-	3 Inch	-	M6	71	54	64	-
95-103	M8/M10	156	-	25x2.0	140	-	-	-	M6	79	62	72	-
108-116	M8 / M10	164	25	-	140	2	-	2	-	78	-	-	108-116
121-128	M8 / M10	176	25	-	152	2.5	-	2.5	-	84	-	-	121-128
133-141	M8 / M10	187	25	-	165	2.5	-	2.5	-	90	-	-	133-141
108-114	M8 / M10	156	20	-	134	2.5	-	2	-	75	-	-	108-114
118-122	M8 / M10	160	20	-	142	2.5	-	2	-	78	-	-	118-122
123-128	M8 / M10	173	25	-	149	2.5	-	2.5	-	82	-	-	123-128
131-136	M8 / M10	176	25	-	157	2.5	-	2.5	-	86	-	-	131-136
137-146	M8 / M10	180	25	-	167	2.5	-	2.5	-	91	-	-	137-146
146-156	M8 / M10	195	25	-	177	2.5	-	2.5	-	96	-	-	146-156
159-165	M10 / M12	203	25	-	191	2.5	-	2.5	-	106	-	-	159-165
165-168	M8 / M10	225	25	-	192	2.5	-	2.5	-	104	-	-	165-168
166-175	M10 / M12	211	25	-	201	2.5	-	2.5	-	110	-	-	166-175
200-206	M10 / M12	248	25	-	232	2.5	-	2.5	-	126	-	-	200-206
210-219	M10 / M12	261	25	-	245	2.5	-	2.5	-	133	-	-	210-219
100-106	M10 / M12	166	30	-	142	3	-	3	-	81	-	-	100-106
124-129	M10 / M12	194	30	-	165	3	-	3	-	92	-	-	124-129
131-137	M10 / M12	202	30	-	173	3	-	3	-	97	-	-	131-137
138-145	M10 / M12	210	30	-	180	3	-	3	-	100	-	-	138-145
156-162	M10 / M12	227	30	-	198	3	-	3	-	109	-	-	156-162
165-171	M10 / M12	255	30	-	207	3	-	3	-	114	-	-	165-171
188-194	M10 / M12	278	30	-	230	3	-	3	-	125	-	-	188-194
196-203	M10 / M12	287	30	-	239	3	-	3	-	130	-	-	196-203
205-214	M12 / M16	289	40	-	264	5	-	4	-	147	-	-	205-214

FABORY

Technical Data

Grip range D	A	B	b	b x s	H	N	Pipe size	S	Screw size	Z	Z_1	Z_2	ø d
244-250	M12 / M16	325	40	-	300	5	-	4	-	165	-	-	244-250
267-273	M12 / M16	348	40	-	323	5	-	4	-	177	-	-	267-273
297-304	M12 / M16	379	40	-	354	5	-	4	-	192	-	-	297-304

N = Max. recom. static load (centr. tension) [kN].

Assembly sequence

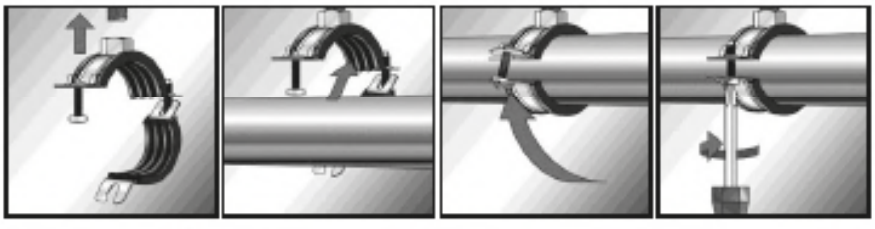

- Insert pipe, press together clamp parts, engage locking screw and tighten.

Article groups

Material	Surface treatment	Code	Page
St. DD11	ZPL	64105	10-40
St. DC01	ZPL	64108	10-40
St. DD11	ZPL	64125	10-41
St. DD11	ZPL	64126	10-41

64105 FISCHER Pipe clamp / FISCHER Pijpbeugel tweedelig / FISCHER Étrier N02A

Material Steel DD11 (1.0332)
Surface treatment Zinc plated

fischer innovative solutions



Grip range	✉	Art.number	Grip range	✉	Art.number	Grip range	✉	Art.number
M8/M10 12-15*	100	64105.012.015	M8/M10 48-54	50	64105.048.054	M8/M10 121-128	10	64105.121.128
M8/M10 15-19	100	64105.015.019	M8/M10 55-61	50	64105.055.061	M8/M10 133-141	10	64105.133.141
M8/M10 20-24	100	64105.020.024	M8/M10 63-67	50	64105.063.067	M8/M10 159-165	8	64105.159.165
M8/M10 25-30	100	64105.025.030	M8/10 72-80	25	64105.072.080	M8/M10 165-168	8	64105.165.168
M8/M10 32-37	100	64105.032.037	M8/10 87-92*	25	64105.087.092			
M8/M10 40-45	50	64105.040.045	M8/10 108-116	20	64105.108.116			

10

64108 FISCHER Pipe clamp FRS Plus / FISCHER Pijpbeugel tweedelig FRS Plus / FISCHER collier isophonique FRS Plus N02A

Material Steel DC01
Surface treatment Zinc plated

fischer innovative solutions

RoHS



Grip range	✉	Art.number	Grip range	✉	Art.number	Grip range	✉	Art.number
15-19	100	64108.015.019	48-54	50	64108.048.053	80-86	25	64108.080.086
20-24	100	64108.020.024	63-67	25	64108.062.064	87-92	25	64108.089.092
25-30	100	64108.025.030	68-73	25	64108.068.073	95-103	25	64108.095.103
32-37	100	64108.032.037	72-80	25	64108.074.078			

The FRS Plus clamp is a one-piece hinged pipe clamp with patented rapid locking and readjusting mechanism.

Advantages
The rapid locking mechanism allows a fast and time-saving installation.
The safety latch fastening guarantees pipe installation without the clamp springing open.
Time and energy saving insertion of the pipe in overhead installation.
Fit for fastening pipe lines such as heating, sanitary and waste water pipes, to walls, ceilings and floors.
The combination connecting nut with M 8 and M 10 thread enables optimised mounting choices.

Properties
Material: steel DC01 (1.0330) to EN 10130.
Corrosion protection: 5-9 µm zinc plated.
Connecting nut: resistance welded, combined M8/M10 threaded.
Locking screw: screw with combi slot/cross recessed pan head.
Sound insulation insert material: SBR/EPDM, chlorine- and silicone free.
Sound insulation: for DIN 4109.
Temperature range: -40 °C to +100 °C.
Hardness: 55°±5° Shore A.
Fire behavior: DIN 4102 group B2.

64125 **FISCHER Pipe clamp / FISCHER Pijpbeugel tweedelig / FISCHER Étrier** **N02A**

Material Steel DD11 (1.0332)
Surface treatment Zinc plated



Grip range	✉	Art.number	Grip range	✉	Art.number	Grip range	✉	Art.number
M8/M10 32-36*	100	64125.032.036	M8/M10 83-91	25	64125.081.091	M8/M10 137-146	25	64125.137.146
M8/M10 44-49	50	64125.044.049	M8/M10 100-106	25	64125.100.106	M8/M10 146-156	25	64125.146.156
M8/M10 50-56	50	64125.050.056	M8/M10 108-114	25	64125.108.114	M10/M12 159-165	25	64125.159.165
M8/M10 57-61*	50	64125.057.061	M8/M10 118-122	25	64125.118.122	M10/M12 166-175	20	64125.166.175
M8/M10 63-70	50	64125.063.070	M8/M10 123-128	25	64125.123.128	M10/M12 200-206	10	64125.200.206
M8/M10 70-77	25	64125.070.077	M8/M10 131-136	25	64125.131.136	M10/M12 210-219	10	64125.210.219
M8/M10 80-83*	25	64125.080.083						

64126 **FISCHER Pipe clamp / FISCHER Pijpbeugel tweedelig / FISCHER Étrier** **N02A**

Material Steel DD11 (1.0332)
Surface treatment Zinc plated



Grip range	✉	Art.number	Grip range	✉	Art.number	Grip range	✉	Art.number
M10/M12 47-52*	20	64126.047.052	M10/M12 108-116	20	64126.108.116	M10/M12 188-194	10	64126.188.194
M10/M12 53-58	20	64126.053.058	M10/M12 124-129	20	64126.124.129	M10/M12 196-203	10	64126.196.203
M10/M12 60-65	20	64126.060.065	M10/M12 131-137	20	64126.131.137	M12/M16 205-214	10	64126.205.214
M10/M12 73-78	20	64126.073.078	M10/M12 138-145	20	64126.138.145	M12/M16 244-250	10	64126.244.250
M10/M12 88-93	20	64126.088.093	M10/M12 156-162	20	64126.156.162	M12/M16 267-273	10	64126.267.273
M10/M12 100-106	20	64126.100.106	M10/M12 165-171	20	64126.165.171	M12/M16 297-304	10	64126.297.304

Clamp hanger

Balkklem / Crampon de suspension

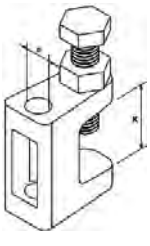



Technical Data

Type	d	F max (kN)	K
TKL M8	8	2.50	0-23
TKL ø9	9	1.20	0-18
TKL M10	10	2.50	0-20
TKL ø11	11	2.50	0-20

F max = Maximum recommended static load (centr. tension).
Approved by VdS and FM (from M10 upward only).
Safety brackets necessary for VdS systems starting from DN 65.

64275 **FISCHER Clamp hanger TKL / FISCHER Balkklem / FISCHER Crampon de suspension TKL** **N02A**

Material Cast iron
Surface treatment Zinc plated



Type	✉	Art.number	Type	✉	Art.number	Type	✉	Art.number
TKL M8	50	64275.080.001	TKL M10	50	64275.100.001	TKL ø11	50	64275.110.001
TKL ø9	50	64275.090.001						

64275 FISCHER Clamp hanger TKL / FISCHER Balkklem / FISCHER Crampon de suspension TKL ←

The TKL Clamp hanger makes simple fastening possible by clamping to steel girders.
Advantages:
The solid design guarantees a high load-bearing capability.
Simple and fast level adjustment, the TKL with through-hole allows for height adjustment after installation.
Easy fastening on steel girder without welding or drilling.
The design of the clamping screw prevents it from slipping from the steel girder.
For fastening pipe lines, ventilation lines and sprinkler lines on steel girders.
Properties:
Material: Malleable cast iron EN-GJMB-350-10 to DIN 1562
Corrosion protection: 5 µm minimal zinc plated.
Hex set screw to ISO 4017 class 8.8, lock nut to ISO 4035 class 04.

Perforated steel banding

Montageband / Bande de suspension perforée





Technical Data

Type	B	Eye diameter	Length (mtr)	S
LBV 17	17	6.5	10	0.75
LBV 26	25	8.5	10	0.88

To be fastened with: ED 15; ED 18; ED 22.

Assembly sequence

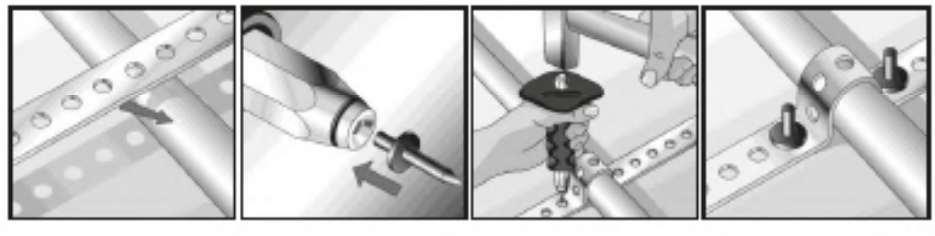

- Simple cutting to size possible with steel metal shears.
- Floor fastening using the Fischer impact nail ED.
- For ceiling suspension in concrete, the Fischer nail anchor FNA II is recommended.

10

64272 FISCHER Perforated steel banding / FISCHER Montageband / FISCHER Bande de suspension perforée **N02A**

Material Steel
Surface treatment Zinc plated

fischer innovative solutions

RoHS



Type	✉	Art.number	Type	✉	Art.number
17 (ROLL, 10 MTR)	1	64272.170.001	26 (ROLL, 10 MTR)	1	64272.260.001

Perforated steel strap for easy installation.
Advantages:
Affordable easy installation possible.
Universal mounting possible.
Flexible in choosing lengths.
Suitable for fixing pipelines on the floor or hanging them from the ceiling.
Properties:
Material: Steel DX 51 D+Z (1.0226) according to EN 10327.
Corrosion protection: at least 7 µm zinc plated.

Double connector plate

Bevestigingsplaat / Double raccord plat

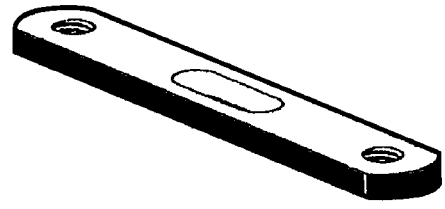

Technical Data

Type	L_1	M
DPP 65	65	M8
DPP 85	85	M8
DPF 60-105	60 - 105	M8

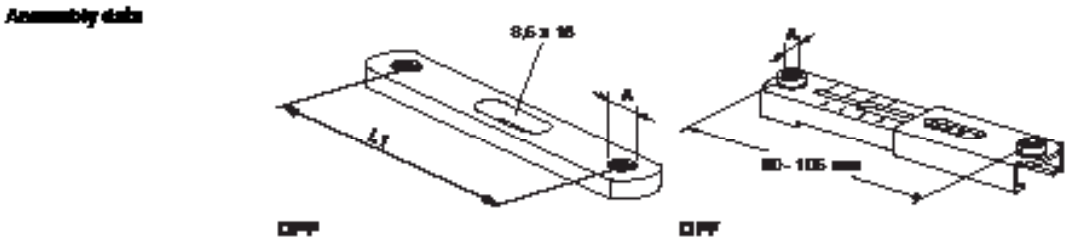

Article groups

Material	Surface treatment	Code	Page
St.	ZPL	64270	10-43
St.	ZPL	64271	10-43

64270 **FISCHER Double connector plate / FISCHER Bevestigingsplaat / FISCHER Double raccord plat** **N02A**

Material Steel
Surface treatment Zinc plated

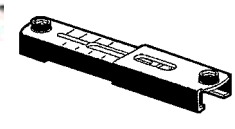

L	✉	Art.number
DPF 60-105	50	64270.060.105

Fastening element for installation of two parallel pipe lines with just one fastening point.
Advantages:
Only one fastening point for two pipe lines.
The rounded design of the connector plate is ideal for a visual installation.
The two-part double connector plate DPF is suitable for variable pipe spacing.
The base plate's long slots allow the double connector plate to be easily aligned.
Fit for fastening parallel pipe lines on the wall.
Properties:
Material: Steel DC01 (1.0330) to EN 10130.
Corrosion protection: 5-9 µm zinc plated.

64271 **FISCHER Double connector plate / FISCHER Bevestigingsplaat / FISCHER Double raccord plat** **N02A**

Material Steel
Surface treatment Zinc plated

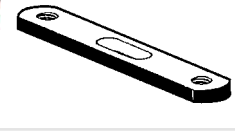

L	✉	Art.number	L	✉	Art.number
DPP 65	50	64271.000.065	DPP 85*	50	64271.000.085

10

64271 FISCHER Double connector plate / FISCHER Bevestigingsplaat / FISCHER Double raccord plat ←

Fastening element for installation of two parallel pipe lines with just one fastening point.

Advantages:
Only one fastening point for two pipe lines.
The rounded design of the connector plate is ideal for a visual installation.
The base plate's long slot allows the double connector plate to be easily aligned.
Fit for fastening parallel pipe lines on the wall.

Properties:
Material: Steel DC04 (1.0338) to EN 10130.
Corrosion protection: 5-9 µm zinc plated.

Bolt connector

Draadstift / Tige à embout fileté

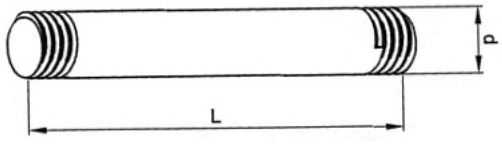



Technical Data

Type	d	L
SBB 35	8	35
SBB 55	8	55

64273 FISCHER Bolt connector / FISCHER Draadstift / FISCHER Tige à embout fileté **N02A**

Material Steel
Surface treatment Zinc plated



d x L	✉	Art.number	d x L	✉	Art.number
M8X35*	100	64273.080.035	M8X55	100	64273.080.055

Ideal connecting element for double connector plates and multi-connectors.

Properties:
Material: Steel S235JR (1.0037) to EN 10025.
Corrosion protection: 8 µm zinc plated.

10

Saddle clip type SCH

Klikzadel SCH / Collier type SCH

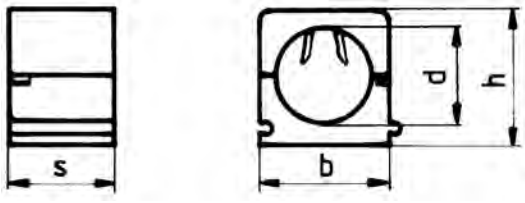

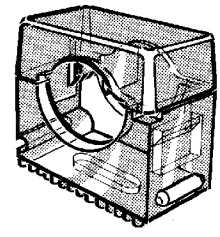

Technical Data

Type	b	Clamping range (mm)	h	Pull-out force (N)	s
SCH 812	21.5	8-12	23.1	0.09	16.5
SCH 1216	27.5	12-16	28.7	0.2	16.5
SCH 1619	32.5	16-19	37.6	0.2	16.5
SCH 1623	36	16-23	37.6	0.2	16.5
SCH 2332	46.5	23-32	50	0.3	16.5
SCH 3242	53.5	32-42	62	0.4	16.5

Side coupling can be extended to 4 saddles in line.
Pull-out force (breaking force) required to force off the saddle cap. It is advised to take a safetyfactor: ≥ 7.

Assembly sequence



63500 FISCHER Saddle clip type SCH / FISCHER Klikzadel type SCH / FISCHER Collier type SCH **N03B**

Material Plastic Polyamide (nylon)
Color Transparent

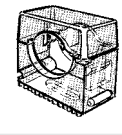

Type	✉	Art.number	Type	✉	Art.number	Type	✉	Art.number
SCH 8-12MM	100	63500.008.013	SCH 16-19MM*	50	63500.016.019	23-32MM	25	63500.023.032
SCH 12-16MM*	50	63500.012.016	SCH 16-23MM	50	63500.016.023	32-42MM	25	63500.032.042

FABORY

Slide nut

Glijmoer / Écrou coulissant

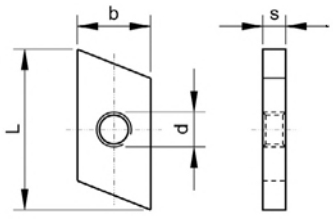



Technical Data

d	B	Channel	L	S
M8	13	27/18+28/30+30/15+38/40+40/60+40/120	22	6
M10	13	27/18+28/30+30/15+38/40+40/60+40/120	22	6

Assembly data

- After alignment, the threaded plate should be secured with the nut.

60562 CADDY Slide nut / CADDY Glijmoer / CADDY Écrou coulissant **U07A**

Material Steel
Surface treatment Hot dip galvanized



Type	✉	Art.number	Type	✉	Art.number
M8	100	60562.000.008	M10	100	60562.000.010

Slide nut 28/15

Glijmoer 28/15 / Écrou coulissant 28/15

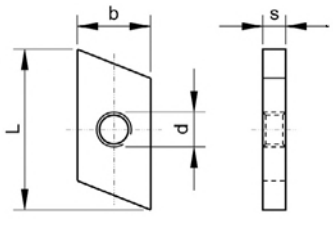



Technical Data

d	b	L	s
M6	12.6	27.7	4
M8	12.6	27.7	4
M10	17.4	29.3	5

16193 Slide nut 28/15 / Glijmoer 28/15 / Écrou coulissant 28/15 **F04A**

Thread Metric thread
Material Steel
Surface treatment Zinc plated



d	✉	Art.number	d	✉	Art.number	d	✉	Art.number
M6*	100	16193.060.001	M8*	100	16193.080.001	M10*	100	16193.100.001

10

Slide nut 38/17

Glijmoer 38/17 / Écrou coulissant 38/17

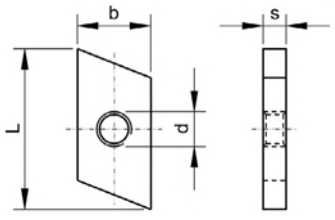



Technical Data

d	b	L	s
M6	17.6	34	6.5
M8	17.6	34	6.5
M10	17.6	34	6.5
M12	17.6	34	6.5

16194 **Slide nut 38/17 / Glijmoer 38/17 / Écrou coulissant 38/17** **F04A**

Thread Metric thread
Material Steel
Surface treatment Zinc plated



d	✉	Art.number	d	✉	Art.number	d	✉	Art.number
M6*	100	16194.060.001	M10*	100	16194.100.001	M12*	100	16194.120.001
M8*	100	16194.080.001						

Slide nut 50/40

Glijmoer 50/40 / Écrou coulissant 50/40

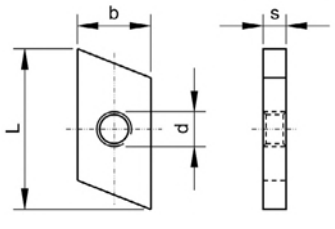



10

Technical Data

d	b	L	s
M6	20.5	41.5	2.2
M8	20.5	41.5	4
M10	20.5	41.5	4
M12	20.5	41.5	4
M16	20.5	41.5	4

16197 **Slide nut 50/40 / Glijmoer 50/40 / Écrou coulissant 50/40** **F04A**

Thread Metric thread
Material Steel
Surface treatment Zinc plated



d	✉	Art.number	d	✉	Art.number	d	✉	Art.number
M6*	100	16197.060.001	M10*	100	16197.100.001	M16*	100	16197.160.001
M8*	100	16197.080.001	M12*	100	16197.120.001			

Slide nut 40/42

Glijmoer 40/22 / Écrou coulissant 40/42

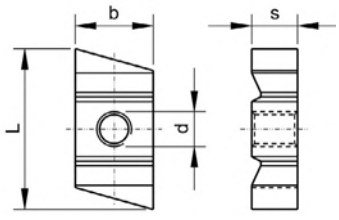



Technical Data

d	b	L	s
M5	17	35	10
M6	17	35	10
M8	17	35	10
M10	17	35	10
M12	17	35	11.5

16198 **Slide nut 40/42 / Glijmoer 40/22 / Écrou coulissant 40/42** **F85A**

Thread Metric thread
Material Steel
Surface treatment Zinc plated



d	✉	Art.number	d	✉	Art.number	d	✉	Art.number
M5*	100	16198.050.001	M8*	100	16198.080.001	M12*	100	16198.120.001
M6*	100	16198.060.001	M10*	100	16198.100.001			

Slide nut 50/30

Glijmoer 50/30 / Écrou coulissant 50/30

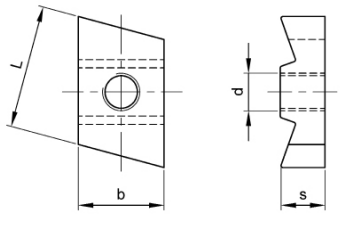



Technical Data

d	b	L	s
M8	21	42	12
M10	21	42	12
M12	21	42	12
M16	21	42	13

16199 **Slide nut 50/30 / Glijmoer 50/30 / Écrou coulissant 50/30** **F85A**

Thread Metric thread
Material Steel
Surface treatment Zinc plated



d	✉	Art.number	d	✉	Art.number	d	✉	Art.number
M8*	50	16199.080.001	M12*	50	16199.120.001	M16*	100	16199.160.001
M10*	50	16199.100.001						

Master clamp type MC

C-klem type MC / Serre joint MC

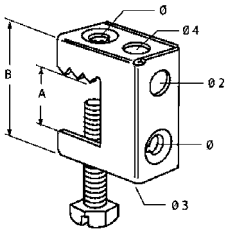

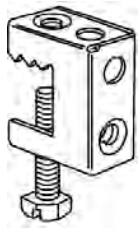

Technical Data

Type	A	Allowable static load	B	ø	ø 2	ø 3	ø 4
MC	2-18	450 N	35	M6	6.5	11	6.5

60323 FASTCLIP Master clamp type MC / FASTCLIP C-klem type MC / FASTCLIP Pince type MC **S06A**

Material Spring steel
Surface treatment Deltatone



Type	✉	Art.number
MC	100	60323.001.770

Hexagon screw included.

Universal beam clamp

Universele balkclip / Pince universelle de fixation H

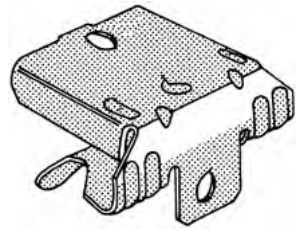

10

Technical Data

Type	Allowable static load	Flange thickness
H2-4	450 N (3:1)	3-7
H5-8	450 N (3:1)	8-12.5

60319 FASTCLIP Universal beam clamp type H / FASTCLIP Universele balkclip type H / FASTCLIP Pince universelle type H **S06A**

Material Spring steel
Surface treatment Deltatone



Type	✉	Art.number	Type	✉	Art.number
H 2-4	100	60319.002.004	H 5-8	100	60319.005.008

FABORY

Universal beam clip/conduit clip combination

Combinatie universele balkclip/buisclip (open) / Pince universelle de fixation 50H

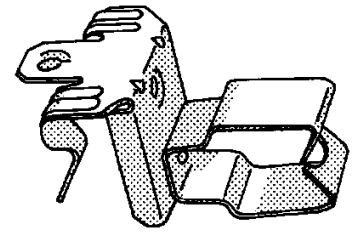

Technical Data

Type	Conduit size	Flange thickness	Max. static load
50H2-4	20	3-7	110 N (3:1)
50H5-8	20	8-12.5	110 N (3:1)
75H2-4	25	3-7	110 N (3:1)
75H5-8	25	8-12.5	110 N (3:1)

60321 **FASTCLIP Universal beam clip/conduit clip combination / FASTCLIP Combinatie universele balkclip/buisclip (open) / FASTCLIP Pince universelle pour tube** **S06A**

Material Spring steel
Surface treatment Deltatone

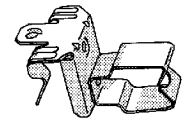

Type	✉	Art.number	Type	✉	Art.number	Type	✉	Art.number
50H 2-4	50	60321.502.004	75H 2-4	100	60321.752.004	75H 5-8	50	60321.755.008
50H 5-8	50	60321.505.008						

Beam clip type BC

Balkclip type BC / Clip standard BC

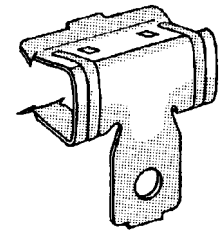

10

Technical Data

Type	Allowable static load	Flange thickness
BC-250	900 N (3:1)	5-9
BC-500	900 N (3:1)	10-16
BC-750	900 N (3:1)	17-20

60311 **FASTCLIP Beam clip type BC / FASTCLIP Balkclip type BC / FASTCLIP Clip standard type BC** **S06A**

Material Spring steel
Surface treatment Deltatone

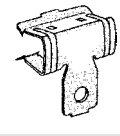

Type	✉	Art.number	Type	✉	Art.number	Type	✉	Art.number
BC-250	100	60311.000.250	BC-500	100	60311.000.500	BC-750	100	60311.000.750

Beam clip/conduit clip combination (snap-in) type BCC

Combinatie balkclip/buisclip (open) type BCC / Clip standard/fixation BCC

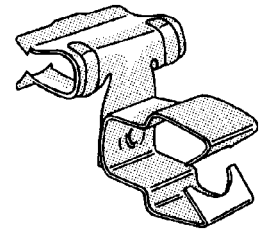

Technical Data

Type	Conduit size	Flange thickness	Max. static load
BCC 25-50	20	5-9	110 N (3:1)
BCC 50-50	20	10-16	110 N (3:1)
BCC 25-75	25	5-9	110 N (3:1)
BCC 50-75	25	10-16	110 N (3:1)
BCC 25-100	32	5-9	110 N (3:1)
BCC 50-100	32	10-16	110 N (3:1)

60313 **FASTCLIP Beam clip/conduit clip combination (snap-in) type BCC / FASTCLIP Combinatie balkclip/buisclip (open) type BCC / FASTCLIP Clip standard/fixation tube (snap-in) type BCC** **S06A**

Material Spring steel
Surface treatment Deltatone

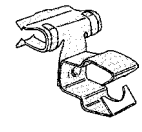

Type	✉	Art.number	Type	✉	Art.number	Type	✉	Art.number
BCC 25-50	100	60313.025.050	BCC 25-100	50	60313.025.100	BCC 50-75	100	60313.050.075
BCC 25-75	100	60313.025.075	BCC 50-50	100	60313.050.050	BCC 50-100	100	60313.050.100

Beam clip/threaded rod hanger combination type RH

Combinatie balkclip/draadstanghouder type RH / Clip standard/fixation tige filetée RH

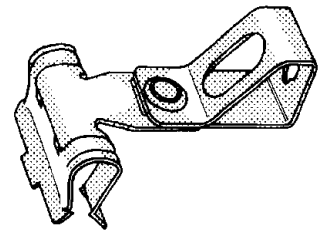

10

Technical Data

Type	Allowable static load	Flange thickness	Stud
RH-6MT/25	680 N (3:1)	5-9	M6
RH-6MT/50	680 N (3:1)	10-16	M6
RH-6MT/75	680 N (3:1)	17-20	M6
RH-8MT/25	680 N (3:1)	5-9	M8
RH-8MT/50	680 N (3:1)	10-16	M8
RH-8MT/75	680 N (3:1)	17-20	M8
RH-10MT/25	680 N (3:1)	5-9	M10
RH-10MT/50	680 N (3:1)	10-16	M10
RH-10MT/75	680 N (3:1)	17-20	M10

FABORY

60315	FASTCLIP Beam clip/threaded rod hanger combination type RH / FASTCLIP Combinatie balkclip/draadstanghouder type RH / FASTCLIP Clip standard/fixation tige filetée type RH	S06A

Material Spring steel
Surface treatment Deltatone

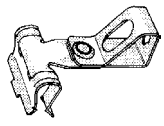

Type	✉	Art.number	Type	✉	Art.number	Type	✉	Art.number
RH-6MT/25	100	60315.060.025	RH-8MT/25	100	60315.080.025	RH-10MT/25	100	60315.100.025
RH-6MT/50	100	60315.060.050	RH-8MT/50	100	60315.080.050	RH-10MT/50	100	60315.100.050
RH-6MT/75	100	60315.060.075	RH-8MT/75	100	60315.080.075	RH-10MT/75	100	60315.100.075

Push fastener type PF

Balkclip met stalen plaatje type PF / Clip à lame métallique PF

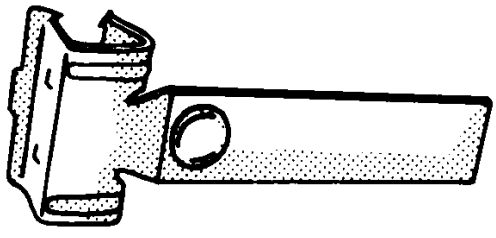

Technical Data

Type	Flange thickness
PF-250	5-9
PF-500	10-16

60317	FASTCLIP Push fastener type PF / FASTCLIP Balkclip met stalen plaatje type PF / FASTCLIP Clip à lame métallique type PF	S06A

Material Spring steel
Surface treatment Deltatone

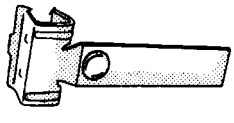

Type	✉	Art.number	Type	✉	Art.number
PF-250	100	60317.000.250	PF-500	100	60317.000.500

10

Snap-in conduit/pipe clip type CC

Snap-in clip (open) type CC / Clip fixation tube

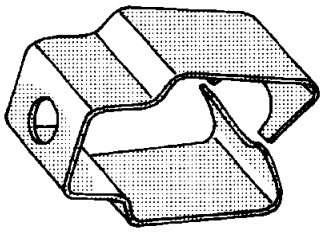

Technical Data

Type	Conduit size	Max. static load	Screw ø
CC-500	20	110 N (3:1)	6
CC-750	25	110 N (3:1)	6
CC-1000	32	110 N (3:1)	6

60325 **FASTCLIP Snap-in conduit/pipe clip type CC / FASTCLIP Snap-in clip (open) type CC / FASTCLIP Clip fixation tube type CC** **S06A**

Material Spring steel
Surface treatment Deltatone

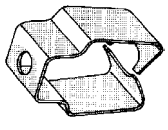

Type	✉	Art.number	Type	✉	Art.number	Type	✉	Art.number
CC-500	100	60325.000.500	CC-750	100	60325.000.750	CC-1000	100	60325.001.000

Cable run clip type CR

Kabelclip type CR / Clip fixation câbles



Technical Data

Type	Flange thickness	For cable
CR-26	2-4	6-7
CR-27	2-4	7-9
CR-46	4-7	6-7
CR-47	4-7	7-9
CR-86	8-12	6-7
CR-87	8-12	7-9
CR-210	2-4	10-11
CR-212	2-4	12-14
CR-215	2-4	15-18
CR-219	2-4	19-24
CR-225	2-4	25-30
CR-410	4-7	10-11
CR-412	4-7	12-14
CR-415	4-7	15-18
CR-419	4-7	19-24
CR-425	4-7	25-30
CR-810	8-12	10-11
CR-812	8-12	12-14
CR-815	8-12	15-18
CR-819	8-12	19-24
CR-825	8-12	25-30

60331 FASTCLIP Cable run clip type CR / FASTCLIP Kabelclip type CR / FASTCLIP Clip fixation câbles type CR **S06A**

Material Spring steel
Surface treatment Deltatone



Type	✉	Art.number	Type	✉	Art.number	Type	✉	Art.number
CR-26*	100	60331.000.026	CR-212*	100	60331.000.212	CR-419	100	60331.000.419
CR-27*	100	60331.000.027	CR-215	100	60331.000.215	CR-425*	100	60331.000.425
CR-46*	100	60331.000.046	CR-219	100	60331.000.219	CR-810*	100	60331.000.810
CR-47*	100	60331.000.047	CR-225	100	60331.000.225	CR-812	100	60331.000.812
CR-86*	100	60331.000.086	CR-410*	100	60331.000.410	CR-815	100	60331.000.815
CR-87*	100	60331.000.087	CR-412	100	60331.000.412	CR-819	100	60331.000.819
CR-210	100	60331.000.210	CR-415	100	60331.000.415	CR-825	100	60331.000.825

Toggle latch

Beugelsluiting / Fermeture à levier



Article groups

Material	Surface treatment	Code	Page
St.	ZPL	62255	10-54
St.st. A2		62257	10-55

62255 QUICK SYSTEM Toggle latch / QUICK SYSTEM Beugelsluiting / QUICK SYSTEM Fermeture à levier **S04A**

Material Steel
Surface treatment Zinc plated



No.	✉	Art.number		
2.00.00.04/6	5	62255.200.004	Max. allowable load 2000 N Min. breaking force 4000 N Size length x width x height : 131 x 43 x 19 mm	
2.00.01.04/6	5	62255.200.104	Padlockable. Max. allowable load 2000 N. Min. breaking force 4000 N. Size length x width x height : 131 x 43 x 30,5 mm.	
2.01.00.04/6	10	62255.201.004	Max. allowable load 1500 N. Min. breaking force 3000 N. Size length x width x height : 101 x 34 x 12,5 mm.	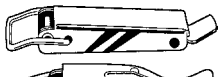
2.02.00.04/6	10	62255.202.004	Max. allowable load 400 N. Min. breaking force 1000 N. Size length x width x height : 52 x 21 x 10,7 mm.	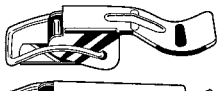
2.03.00.04/6	10	62255.203.004	Max. allowable load 550 N. Min. breaking force 1500 N. Size length x width x height : 75 x 23 x 11 mm.	
2.03.02.04/6	10	62255.203.204	With secondary lock Max. allowable load 550 N Min. breaking force 1500 N Size length x width x height : 75 x 23 x 11 mm	
2.04.00.04/6	10	62255.204.004	Max. allowable load 550 N Min. breaking force 1500 N Size length x width x height : 42,5 x 41 x 12 mm	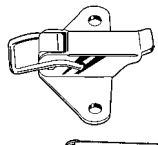
2.05.00.04/6	5	62255.205.004	12 mm adjustable Max. allowable load 1100 N Min. breaking force 2500 N Size length x width x height : 128 x 52 x 18 mm	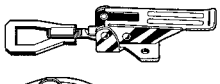
2.06.00.04/6	10	62255.206.004	Max. allowable load 1000 N Min. breaking force 2500 N Size length x width x height : 84 x 28 x 17 mm	
2.06.01.04/6	10	62255.206.104	Padlockable Max. allowable load 1000 N Min. breaking force 2500 N Size length x width x height : 84 x 28 x 17 mm	

10

62255 QUICK SYSTEM Toggle latch / QUICK SYSTEM Beugelsluiting / QUICK SYSTEM Fermeture à levier ←

No.	✉	Art.number		
2.07.00.04	10	62255.207.004	Closure spring grips the construction part directly Fastening by welding or spot welding Max. allowable load 300 N Min. breaking force 600 N Size length x width x height : 81 x 29 x 18 mm	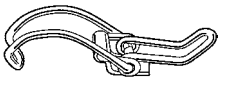
2.08.00.04	10	62255.208.004	Closure spring grips the construction part directly Max. allowable load 500N Min. breaking force 900 N Size length x width x height : 90 x 20 x 17 mm	
2.17.00.04/6	10	62255.217.004	Max. allowable load 400 N Min. breaking force 1000 N Size length x width x height : 51 x 22 x 12,5 mm	
2.18.00.04/6	5	62255.218.004	12 mm adjustable Max. allowable load 1500 N Min. breaking force 3000 N Size length x width x height : 88 x 52 x 26 mm	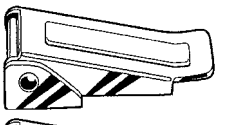
2.18.01.04/6	5	62255.218.104	12 mm adjustable Padlockable Max. allowable load 1500 N Min. breaking force 3000 N Size length x width x height : 88 x 52 x 25 mm	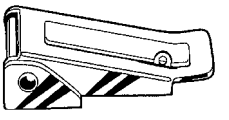
2.19.00.04	5	62255.219.004	Closure spring grips the construction part directly Max. allowable load 750 N Min. breaking force 1500 N Size length x width x height : 128,5 x 28,5 x 27 mm	
2.40.00.04/6	5	62255.240.086	15 mm adjustable Max. allowable load 2000 N Min. breaking force 4000 N Size length x width x height : 131,5 x 45,5 x 23 mm	
2.41.00.04/6	10	62255.241.086	10 mm adjustable Max. allowable load 1000 N Min. breaking force 2000 N Size length x width x height : 70 x 25,5 x 18 mm	
2.41.01.04/6	10	62255.241.186	10 mm adjustable Padlockable Max. allowable load 1000 N Min. breaking force 2000 N Size length x width x height : 70 x 25,5 x 18,5 mm	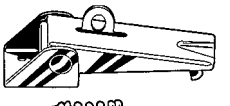
2.42.00.04/6	10	62255.242.086	With tension springs. Max. allowable load 500 N. Min. breaking force 1500 N. Size length x width x height : 54 x 37 x 12,5 mm.	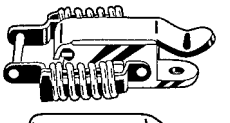
2.43.00.04/6	10	62255.243.086	Max. allowable load 550 N Min. breaking force 1500 N Size length x width x height : 45 x 23 x 12 mm	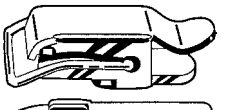
2.45.00.04/6	10	62255.245.086	Max. allowable load 150 N Min. breaking force 300 N Size length x width x height : 32 x 16 x 6 mm	

10

62257 QUICK SYSTEM Toggle latch / QUICK SYSTEM Beugelsluiting / QUICK SYSTEM Fermeture à levier S04A

Material Stainless steel A2

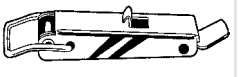

No.	✉	Art.number	
2.00.00.30/6	5	62257.200.030	Max. allowable load 2000 N Min. breaking force 4000 N Size length x width x height : 131 x 43 x 19 mm
2.00.02.30/6	5	62257.200.230	With secondary lock Max. allowable load 2000 N Min. breaking force 4000 N Size length x width x height : 131 x 43 x 19 mm
2.01.00.30/6	10	62257.201.030	Max. allowable load 1500 N Min. breaking force 3000 N Size length x width x height : 101 x 34 x 12,5 mm
2.02.00.30/6	10	62257.202.030	Max. allowable load 400 N Min. breaking force 1000 N Size length x width x height : 52 x 21 x 10,7 mm
2.03.00.30/6	10	62257.203.030	Max. allowable load 550 N Min. breaking force 1500 N Size length x width x height : 75 x 23 x 11 mm
2.03.02.30/6	10	62257.203.230	With secondary lock Max. allowable load 550 N Min. breaking force 1500 N Size length x width x height : 75 x 23 x 11 mm
2.04.00.30/6	10	62257.204.030	Max. allowable load 550 N Min. breaking force 1500 N Size length x width x height : 42,5 x 41 x 12 mm




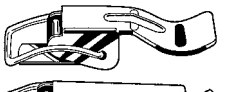


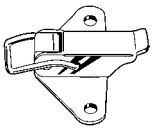

FABORY

62257	QUICK SYSTEM Toggle latch / QUICK SYSTEM Beugelsluiting / QUICK SYSTEM Fermeture à levier	←

No.	✉	Art.number		
2.05.00.30/6	5	62257.205.030	12 mm adjustable Max. allowable load 1100 N Min. breaking force 2500 N Size length x width x height : 128 x 52 x 18 mm	
2.05.02.30/6	10	62257.205.230	12 mm adjustable With secondary lock Max. allowable load 1100 N Min. breaking force 2500 N Size length x width x height : 128 x 52 x 18 mm	
2.06.00.30/6	10	62257.206.030	Max. allowable load 1000 N Min. breaking force 2500 N Size length x width x height : 84 x 28 x 17 mm	
2.06.01.30/6	10	62257.206.130	Padlockable Max. allowable load 1000 N Min. breaking force 2500 N Size length x width x height : 84 x 28 x 17 mm	
2.18.00.30/6	5	62257.218.030	12 mm adjustable Max. allowable load 1500 N Min. breaking force 3000 N Size length x width x height : 88 x 52 x 25 mm	
2.41.00.30/6	10	62257.241.030	10 mm adjustable Max. allowable load 1000 N Min. breaking force 2000 N Size length x width x height : 70 x 25,5 x 18 mm	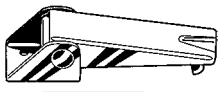
2.43.00.30/6	10	62257.243.030	Max. permitted load 550 N (120 lb). Min. breaking strength 1500 N (340 lb). Dimensions length x width x height: 45 x 23 x 12 mm.	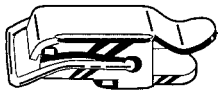

Strike for toggle latch

Sluithaak voor beugelsluiting / Crochet

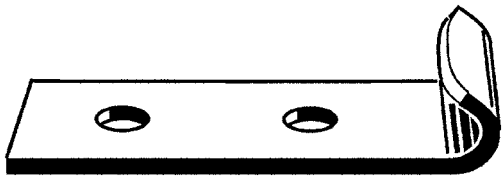

Article groups

Material	Surface treatment	Code	Page
St.	ZPL	62265	10-56
St.st.		62267	10-57

10

62265	QUICK SYSTEM Strike for toggle latch / QUICK SYSTEM Sluithaak voor beugelsluiting / QUICK SYSTEM Crochet pour fermeture à levier	S04A

Material Steel
Surface treatment Zinc plated

RoHS

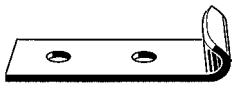

No.	✉	Art.number		
2.00.00.04/5	5	62265.200.004	Suitable for toggle latches type 2.00.00.04/6 and 2.00.01.04/6	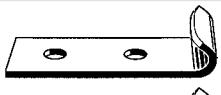
2.01.00.04/5	5	62265.201.004	Suitable for toggle latches type 2.01.00.04/6	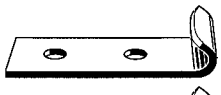
2.02.00.04/5	10	62265.202.004	Suitable for toggle latches type 2.02.00.04/6	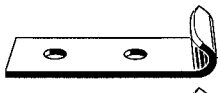
2.03.00.04/5	10	62265.203.004	Suitable for toggle latches type 2.03.00.04/6 and 2.03.02.04/6	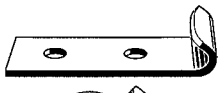
2.04.00.04/5	10	62265.204.004	Suitable for toggle latches type 2.04.00.04/6	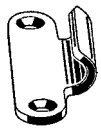

62265	QUICK SYSTEM Strike for toggle latch / QUICK SYSTEM Sluithaak voor beugelsluiting / QUICK SYSTEM Crochet pour fermeture à levier			←
No.		✉	Art.number	
2.05.00.04/5	Suitable for toggle latches type 2.02.00.04/6, 2.06.00.04/6 and 2.06.01.04/6	5	62265.205.004	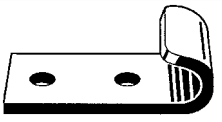
2.18.00.04/5	Suitable for toggle latches type 2.18.00.04/6 and 2.18.01.04/6	5	62265.218.004	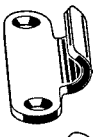
2.40.00.08/5	Suitable for toggle latches type 2.40.00.08/6 and 2.40.01.08/6	5	62265.240.008	
2.41.00.08/5	Suitable for toggle latches type 2.41.00.08/6 and 2.41.01.08/6	10	62265.241.008	
2.42.00.08/5	Suitable for toggle latches type 2.42.00.08/6 and 2.43.00.08/6	10	62265.242.008	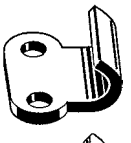
2.44.00.08/5	Suitable for toggle latches type 2.45.00.08/6 and 2.17.00.04/6	10	62265.244.008	

62267	QUICK SYSTEM Strike for toggle latch / QUICK SYSTEM Sluithaak voor beugelsluiting / QUICK SYSTEM Crochet pour fermeture à levier	S04A
Material	Stainless steel	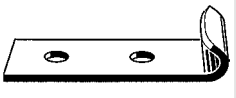

No.		✉	Art.number	
2.00.00.30/5	Suitable for toggle latches type 2.00.00.30/6 and 2.00.02.30/6	5	62267.200.030	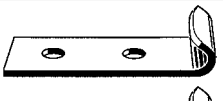
2.01.00.30/5	Suitable for toggle latches type 2.01.00.30/6	5	62267.201.030	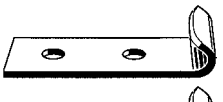
2.02.00.30/5	Suitable for toggle latches type 2.02.00.30/6	10	62267.202.030	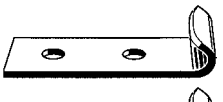
2.03.00.30/5	Suitable for toggle latches type 2.03.00.30/6 and 2.03.02.30/6	10	62267.203.030	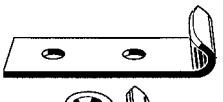
2.04.00.30/5	Suitable for toggle latches type 2.04.00.30/6	10	62267.204.030	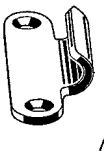
2.05.00.30/5	Suitable for toggle latches type 2.05.00.30/6, 2.05.02.30/6, 2.06.00.30/6 and 2.06.01.30/6	5	62267.205.030	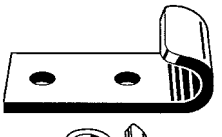
2.18.00.30/5	Suitable for toggle latches type 2.18.00.30/6	5	62267.218.030	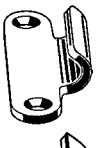
2.41.00.30/5	Suitable for toggle latches type 2.41.00.30/6	10	62267.241.030	

62267	QUICK SYSTEM Strike for toggle latch / QUICK SYSTEM Sluithaak voor beugelsluiting / QUICK SYSTEM Crochet pour fermeture à levier	←

No.	✉	Art.number		
2.42.00.30/5	10	62267.242.030	Suitable for toggle latches type 2.43.00.30/6	

Locking

Slothuis / Serrure

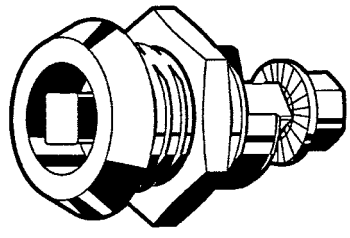

62411	QUICK SYSTEM Locking / QUICK SYSTEM Slothuis / QUICK SYSTEM Serrure	S04A
Surface treatment	Chrome plated	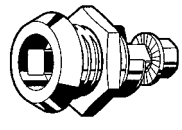

No.	✉	Art.number		
221178A	10	62411.221.178	Locking (small type) with square 6 mm Zinc chrome plated Matching key, see article group 62415, type 291109	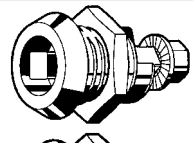
221179A	10	62411.221.179	Locking (small type) with triangle 6,5 mm Zinc chrome plated Matching key, see article group 62415, type 291112	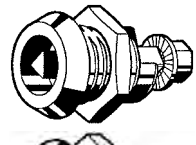
221180A	10	62411.221.180	Locking (small type) with slotted head Zinc chrome plated	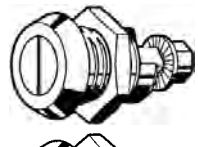
221308A	10	62411.221.308	Locking with square 7 mm Zinc chrome plated Matching key, see article group 62415, type 291102	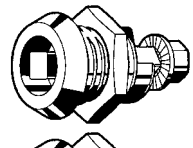
221308B	10	62411.221.309	Locking with square 7 mm Black polyamide with zinc inner parts Matching key, see article group 62415, type 291102	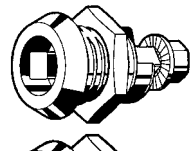
221313A	10	62411.221.313	Locking with triangle 8 mm Zinc chrome plated Matching key, see article group 62415, type 291105.	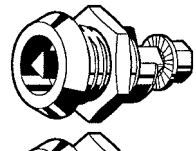
221313B	10	62411.221.314	Locking with triangle 8 mm Black polyamide with zinc inner parts Matching key, see article group 62415, type 291105.	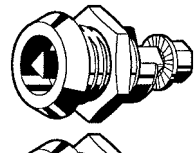
221316A	10	62411.221.316	Locking with double bit 3 mm Zinc chrome plated Matching key, see article group 62415, type 291107.	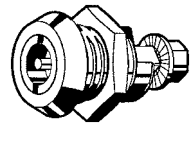

62411 QUICK SYSTEM Locking / QUICK SYSTEM Slothuis / QUICK SYSTEM Serrure ←

No.	✉	Art.number		
221316B	10	62411.221.317	Locking with double bit 3 mm Black polyamide with zinc inner parts Matching key, see article group 62415, type 291107.	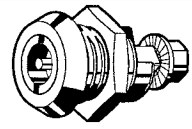
221320A	10	62411.221.320	Locking with slotted head Zinc chrome plated	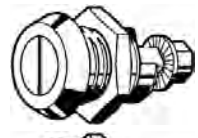
221320B	10	62411.221.321	Locking with slotted head Black polyamide with zinc inner parts	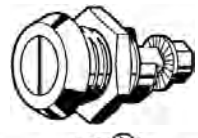
241334	1	62411.241.334	Locking with cylinder lock Identical locked 2 keys are supplied Zinc chrome plated	
241336	1	62411.241.336	Locking with cylinder lock Not identical locked 2 keys are supplied Zinc chrome plated	
251350	1	62411.251.350	Locking with T-handle Zinc chrome plated	
251352	1	62411.251.352	Locking with T-handle with cylinder lock Identical locked 2 keys are supplied Zinc chrome plated	
251354	1	62411.251.354	Locking with T-handle with cylinder lock Not identical locked 2 keys are supplied Zinc chrome plated	
295074A	10	62411.295.074	Locking with wing head Zinc chrome plated	
295074B	10	62411.295.075	Locking with wing head Black polyamide with zinc inner parts	

62413 QUICK SYSTEM Locking / QUICK SYSTEM Slothuis / QUICK SYSTEM Serrure S04A

Material Stainless steel A2

RoHS

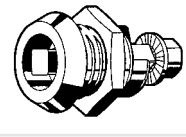

No.	✉	Art.number	
223008A30	1	62413.213.003	Matching key, see type 291102, article group 62415.
223013A	1	62413.213.005	Matching key, see type 291105, article group 62415.

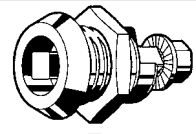

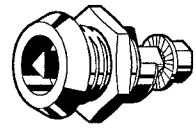

62413 QUICK SYSTEM Locking / QUICK SYSTEM Slothuis / QUICK SYSTEM Serrure ←

No.	✉	Art.number		
223016A	1	62413.213.006	Matching key, see type 291107, article group 62415.	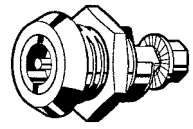
223020A	1	62413.213.008	Slotted.	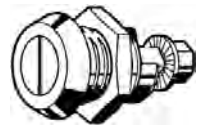

Pawl latch

Puntsgrendel / Loquet



Article groups

Material	Surface treatment	Code	Page
St.	ZPL	62412	10-60
St.st. A2		62414	10-62

62412 QUICK SYSTEM Pawl latch / QUICK SYSTEM Puntsgrendel / QUICK SYSTEM Loquet S04A

Material Steel
Surface treatment Zinc plated

RoHS



No.	✉	Art.number		
232101	10	62412.232.101	1 point pawl. Suitable for lockings, large type. Grip range 4mm.	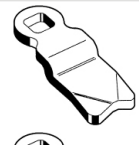
232102	10	62412.232.102	1 point pawl. Suitable for lockings, large type. Klembereik 6mm.	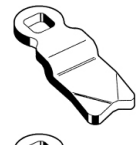
232103	10	62412.232.103	1 point pawl. Suitable for lockings, large type. Grip range 8mm.	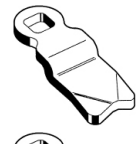
232104	10	62412.232.104	1 point pawl. Suitable for lockings, large type. Grip range 10mm.	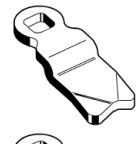
232105	10	62412.232.105	1 point pawl. Suitable for lockings, large type. Grip range 12mm.	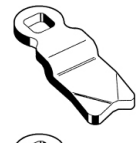
232106	10	62412.232.106	1 point pawl. Suitable for lockings, large type. Grip range 13mm.	

10

62412 QUICK SYSTEM Pawl latch / QUICK SYSTEM Puntsgrendel / QUICK SYSTEM Loquet

No.	✉	Art.number		
232107	10	62412.232.107	1 point pawl. Suitable for lockings, large type. Grip range 14mm.	
232108	10	62412.232.108	1 point pawl. Suitable for lockings, large type. Grip range 16mm.	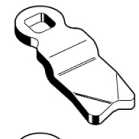
232109	10	62412.232.109	1 point pawl. Suitable for lockings, large type. Grip range 18mm.	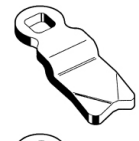
232110	10	62412.232.110	1 point pawl. Suitable for lockings, large type. Grip range 20mm.	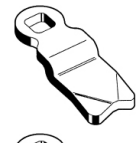
232111	10	62412.232.111	1 point pawl. Suitable for lockings, large type. Grip range 22mm.	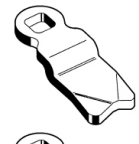
232112	10	62412.232.112	1 point pawl. Suitable for lockings, large type. Grip range 24mm.	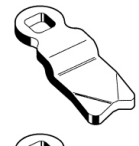
232113	10	62412.232.113	1 point pawl. Suitable for lockings, large type. Grip range 25mm.	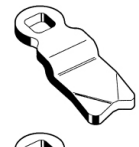
232114	10	62412.232.114	1 point pawl. Suitable for lockings, large type. Grip range 26mm.	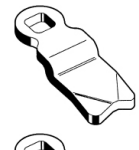
232115	10	62412.232.115	1 point pawl. Suitable for lockings, large type. Grip range 28mm.	
232136	10	62412.232.136	3 points pawl. Suitable for lockings, large type. Grip range 18mm. Applicalable with locking bars. 2 retaining washers (for assembly with locking bar) are supplied separately.	
232137	10	62412.232.137	3 points pawl. Suitable for lockings, large type. Grip range 20mm. Applicalable with locking bars. 2 retaining washers (for assembly with locking bar) are supplied separately.	
232138	10	62412.232.138	3 points pawl. Suitable for lockings, large type. Grip range 22mm. Applicalable with locking bars. 2 retaining washers (for assembly with locking bar) are supplied separately.	
232139	10	62412.232.139	3 points pawl. Suitable for lockings, large type. Grip range 24mm. Applicalable with locking bars. 2 retaining washers (for assembly with locking bar) are supplied separately.	
232141	10	62412.232.141	3 points pawl. Suitable for lockings, large type. Grip range 26mm. Applicalable with locking bars. 2 retaining washers (for assembly with locking bar) are supplied separately.	

FABORY

62412 QUICK SYSTEM Pawl latch / QUICK SYSTEM Puntsgrendel / QUICK SYSTEM Loquet ←

No.	✉	Art.number		
232142	10	62412.232.142	3 points pawl. Suitable for lockings, large type. Grip range 28mm. Applicalable with locking bars. 2 retaining washers (for assembly with locking bar) are supplied separately.	
232155	10	62412.232.155	1 points pawl. Suitable for lockings, small type. Grip range 7,5mm.	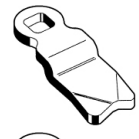
232160	10	62412.232.160	1 points pawl. Suitable for lockings, small type. Grip range 13,5mm.	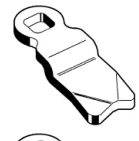
232164	10	62412.232.164	1 points pawl. Suitable for lockings, small type. Grip range 19,5mm.	

62414 QUICK SYSTEM Pawl latch / QUICK SYSTEM Puntsgrendel / QUICK SYSTEM Loquet S04A

Material Stainless steel A2



No.	✉	Art.number		
233004	1	62414.233.004	1 point pawl. Suitable for lockings, large type. Grip range 10mm.	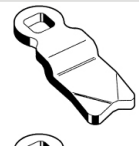
233005	1	62414.233.005	1 point pawl. Suitable for lockings, large type. Grip range 12mm.	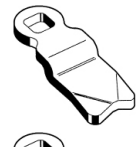
233006	1	62414.233.006	1 point pawl. Suitable for lockings, large type. Grip range 13mm.	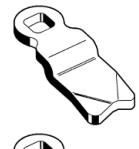
233007	1	62414.233.007	1 point pawl. Suitable for lockings, large type. Grip range 14mm.	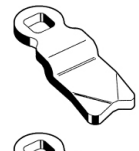
233008	1	62414.233.008	1 point pawl. Suitable for lockings, large type. Grip range 16mm.	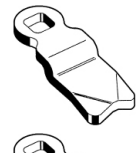
233009	1	62414.233.009	1 point pawl. Suitable for lockings, large type. Grip range 18mm.	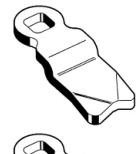
233010	1	62414.233.010	1 point pawl. Suitable for lockings, large type. Grip range 20mm.	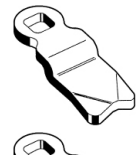
233011	1	62414.233.011	1 point pawl. Suitable for lockings, large type. Grip range 22mm.	

10

62414 **QUICK SYSTEM Pawl latch / QUICK SYSTEM Puntsgrendel / QUICK SYSTEM Loquet** ←

No.	✉	Art.number		
233012	1	62414.233.012	1 point pawl. Suitable for lockings, large type. Grip range 24mm.	
233013	1	62414.233.013	1 point pawl. Suitable for lockings, large type. Grip range 25mm.	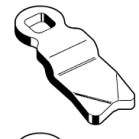
233014	1	62414.233.014	1 point pawl. Suitable for lockings, large type. Grip range 26mm.	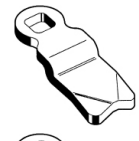
233015	1	62414.233.015	1 point pawl. Suitable for lockings, large type. Grip range 28mm.	

Matching key

Sleutel / Clé

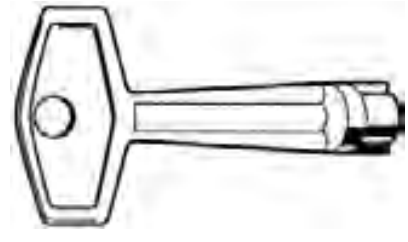

62415 **QUICK SYSTEM Matching key / QUICK SYSTEM Sleutel / QUICK SYSTEM Clé** **S04A**

Material	Die cast zinc
Surface treatment	Zinc plated

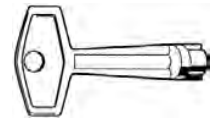

No.	✉	Art.number		
291102	1	62415.291.102	Suitable for lockings, large type Zinc Square 7 mm	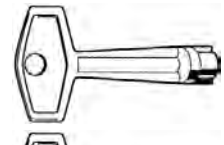
291103	1	62415.291.103	Suitable for lockings, large type Zinc Square 8 mm	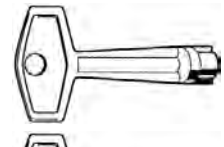
291104	1	62415.291.104	Suitable for lockings, large type Zinc Triangle 7 mm	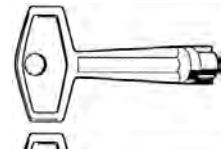
291105	1	62415.291.105	Suitable for lockings, large type Zinc Triangle 8 mm	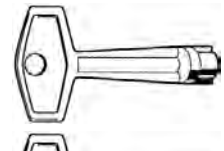
291107	1	62415.291.107	Suitable for lockings, large type Zinc Double bit 3 mm	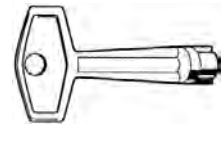

62415	QUICK SYSTEM Matching key / QUICK SYSTEM Sleutel / QUICK SYSTEM Clé	←

No.	✉	Art.number		
291108	1	62415.291.108	Suitable for lockings, large type Zinc Double bit 5 mm	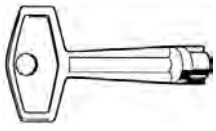
291109	1	62415.291.109	Suitable for lockings, small type Zinc Square 6 mm	
291112	1	62415.291.112	Suitable for lockings, small type Zinc Triangle 6,5 mm	

Locking bar guide

Stanggeleider / Guide de barre

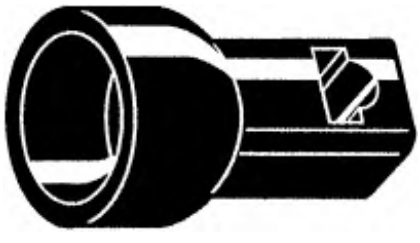

62417	QUICK SYSTEM Locking bar guide / QUICK SYSTEM Stanggeleider / QUICK SYSTEM Guide de barre de fermeture	S04A

Material	Plastic Polyamide (nylon)	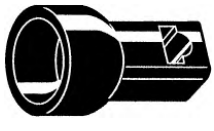

No.	✉	Art.number		
200-3601	4	62417.203.601	Type 258 024 Sheet reversal 20 mm	
200-3602	4	62417.203.602	Type 258 023 Sheet reversal 26 mm	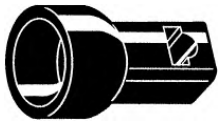

Pawl latch accessories

Grendelsluiting accessoires / Accessoire verrou

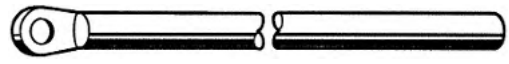

62416 QUICK SYSTEM Pawl latch accessories / QUICK SYSTEM Grendelsluiting accessoires / QUICK SYSTEM Accessoires verrouillage S04A

Material Steel
Surface treatment Zinc plated



No.	✉	Art.number		
282103	4	62416.282.103	Locking bar without runners Length 600 mm ø 8 mm	
282107	4	62416.282.107	Locking bar without runners Length 1000 mm ø 8 mm	
282113	4	62416.282.113	Locking bar with runners Mounting adaptor has to be ordered separately Length 600 mm ø 8 mm	
282116	4	62416.282.116	Locking bar with runners Mounting adaptor has to be ordered separately Length 1000 mm ø 8 mm	
282119	4	62416.282.119	Mounting adaptor ø 8 mm Die cast, zinc plated Suitable for locking bar with runners	

Rivet spring receptacle type C

Klinkveerplaat C / Réceptacle riveté type C

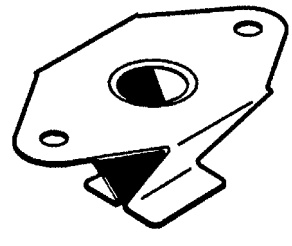

10

62303 QUICK SYSTEM Rivet spring plate type C / QUICK SYSTEM Klinkveerplaat / QUICK SYSTEM Réceptacle riveté type C S04A

RoHS

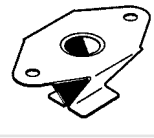

No.	✉	Art.number		
C 08/2,6	25	62303.080.001	Steel zinc plated.	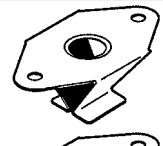
C 08/19	25	62303.080.002	Steel zinc plated.	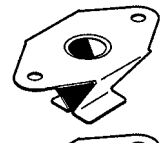
C 08/2,6	25	62303.080.003	Stainless steel.	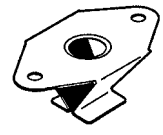

62303 **QUICK SYSTEM Rivet spring plate type C / QUICK SYSTEM Klinkveerplaat / QUICK SYSTEM Réceptacle riveté type C** ←

No.	✉	Art.number		
C 11	25	62303.110.001	Steel zinc plated.	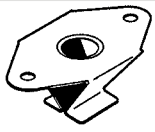
C 11	25	62303.110.002	Stainless steel.	
C 16	25	62303.160.001	Steel zinc plated.	
C 16	25	62303.160.002	Stainless steel.	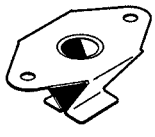

Weld spring receptacle type CP

Lasveerplaat CP / Réceptacle soudé type CP

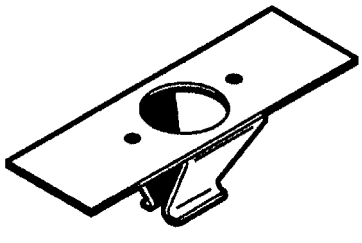

62304 **QUICK SYSTEM Weld spring plate type CP / QUICK SYSTEM Lasveerplaat / QUICK SYSTEM Réceptacle soudé type CP** **S04A**



10

No.	✉	Art.number		
CP 08	25	62304.000.008	Steel zinc plated.	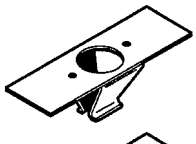
CP 11	25	62304.000.011	Steel zinc plated.	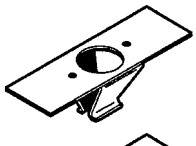
CP 16	25	62304.000.016	Steel zinc plated.	
C 08/MSN	25	62304.080.004	Stainless steel.	

Slip-on spring receptacle type CS

Schuifveerplaat CS / Réceptacle à glissière type CS



62305	QUICK SYSTEM Slip-on spring receptacle type CS / QUICK SYSTEM Schuifveerplaat / QUICK SYSTEM Réceptacle à glissière type CS	S04A

Material Steel
Surface treatment Zinc plated

RoHS



No.	✉	Art.number		
CS 08/1,4	25	62305.080.001	For frame thickness: 0,5 - 1,4 mm.	
CS 08/3,0	25	62305.080.003	For frame thickness: 1,5 - 3,0 mm.	

Spring bracket receptacle type MSC/MSCR

Hoekveerplaat MSC/MSCR / Réceptacle d'angle type MSC/MSCR

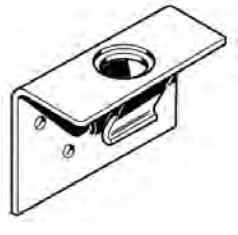

10

62306	QUICK SYSTEM Spring bracket type MSC/MSCR / QUICK SYSTEM Hoekveerplaat / QUICK SYSTEM Réceptacle d'angle type MSC/MSCR	S04A

Material Steel
Surface treatment Zinc plated

RoHS



Type	✉	Art.number	
MSC 08/1	25	62306.080.001	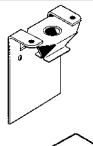
MSCR 08	25	62306.080.002	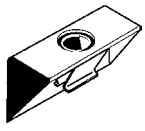
MSC 11/1	25	62306.110.001	

62306	QUICK SYSTEM Spring bracket type MSC/MSCR / QUICK SYSTEM Hoekveerplaat / QUICK SYSTEM Réceptacle d'angle type MSC/MSCR	←

Type	✉	Art.number	
MSCR 11	25	62306.110.002	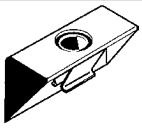
MSC 16/1	25	62306.160.001	
MSCR 16	25	62306.160.002	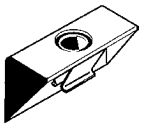

Front load receptacle type CR-C/CC/CX

Frontmontage veerplaat CR-C/CC/CX / Clip à pression à montage frontal type Cr-C/CC/CX

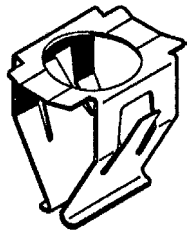

62322	QUICK SYSTEM Front load receptacle type CR-C / QUICK SYSTEM Drukclip frontmontage type CR-C / QUICK SYSTEM Clip à pression à montage frontal, Type CR	S04A

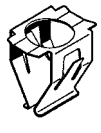

Type	✉	Art.number	Type	✉	Art.number
CR 08 C	1	62322.000.008	CR 11 C	1	62322.000.011

62323	QUICK SYSTEM Front load receptacle type CC/CX / QUICK SYSTEM Drukclip frontmontage / QUICK SYSTEM Clip à pression à montage frontal type CC/CX	S04A

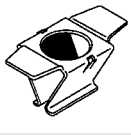

Type	✉	Art.number		
CC 08/1	25	62323.080.001	Steel zinc plated	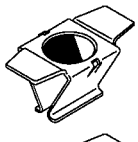
CC 08/2	25	62323.080.002	Steel zinc plated	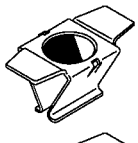
CC 08/3	25	62323.080.003	Steel zinc plated	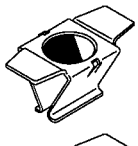
CC 08/4	25	62323.080.004	Steel zinc plated	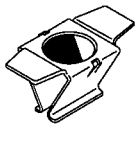

62323	QUICK SYSTEM Front load receptacle type CC/CX / QUICK SYSTEM Drukclip frontmontage / QUICK SYSTEM Clip à pression à montage frontal type CC/CX			←
Type	✉	**Art.number**		
CC 11/1	25	62323.110.001	Steel zinc plated	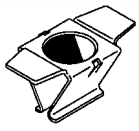
CC 11/2	25	62323.110.002	Steel zinc plated	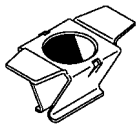
CC 11/3	25	62323.110.003	Steel zinc plated	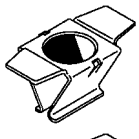
CC 11/4	25	62323.110.004	Steel zinc plated	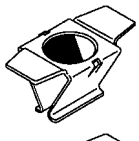
CX 11/15	25	62323.110.015	Stainless steel	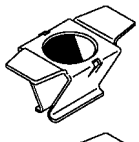
CX 11/20	25	62323.110.020	Stainless steel	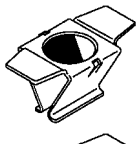
CX 11/25	25	62323.110.025	Stainless steel	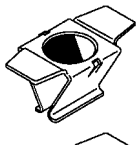
CC 16/1	25	62323.160.001	Steel zinc plated	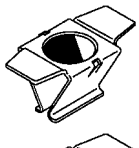
CC 16/2	25	62323.160.002	Steel zinc plated	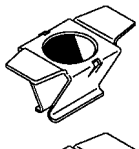
CC 16/3	25	62323.160.003	Steel zinc plated	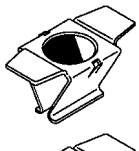
CC 16/4	25	62323.160.004	Steel zinc plated	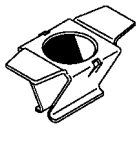

FABORY

Three-part clip receptacle type CR

Driedelige clip CR / Clip en 3 parties type CR



62325 **QUICK SYSTEM Three-part clip type CR / QUICK SYSTEM Driedelige clip, Type CR / QUICK SYSTEM Clip en 3 parties, Type CR** **S04A**



No.	✉	Art.number	No.	✉	Art.number	No.	✉	Art.number
CR1008	25	62325.001.008	CR2008	25	62325.002.008	CR2011	25	62325.002.011
CR1508	25	62325.001.508						

Stainless steel/steel with neoprene ring.
For retaining ring type RC, see article group 62284.

Grommet (retaining ring) type R/RC

Borgring R/RC / Rondelle d'arrêt type R/RC



Article groups

Material		Code	Page
Neoprene	R	62283	10-70
Neoprene	RC	62284	10-70

10

62283 **QUICK SYSTEM Grommet (retaining ring) type R / QUICK SYSTEM Borgring type R / QUICK SYSTEM Rondelle d'arrêt pour la tige type R** **S04A**

Material Neoprene

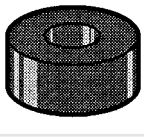

No.	✉	Art.number	No.	✉	Art.number	No.	✉	Art.number
R 1208	25	62283.001.208	R 2511	25	62283.002.511	R 4808	25	62283.004.808
R 1708	25	62283.001.708	R 2516	25	62283.002.516	R 5011	25	62283.005.011
R 1711	25	62283.001.711	R 3208	25	62283.003.208	R 5616	25	62283.005.616
R 1716	25	62283.001.716	R 4011	25	62283.004.011	R 6011	25	62283.006.011
R 2508	25	62283.002.508	R 4016	25	62283.004.016			

62284 **QUICK SYSTEM Grommet (retaining ring) type RC / QUICK SYSTEM Borgring type RC / QUICK SYSTEM Rondelle d'arrêt pour la tige type RC** **S04A**

Material Neoprene



No.	✉	Art.number	No.	✉	Art.number	No.	✉	Art.number
RC 4008	25	62284.004.008	RC 6011/3	25	62284.060.113	RC 6011/6	25	62284.060.116

Only suitable with three-part clip type CR, see group code 62325

Conical retaining spring type KF

Conische veerring KF / Ressort conique type KF



62302	QUICK SYSTEM Conical retaining spring type KF / QUICK SYSTEM Conische veerring type KF / QUICK SYSTEM Ressort conique type KF	S04A
Material	Spring steel	
Surface treatment	Mechanical zinc plated	



No.	✉	Art.number	No.	✉	Art.number	No.	✉	Art.number
KF 08	25	62302.000.008	KF 11	25	62302.000.011	KF 16	25	62302.000.016

Retaining washer

Asborgring / Anneau de sûreté pour arbres

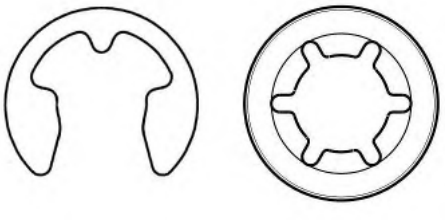



62282	QUICK SYSTEM Retaining washer / QUICK SYSTEM Borgring / QUICK SYSTEM Rondelle d'arrêt pour la tige	S04A
Material	Spring steel	



Nom. size	✉	Art.number		
2,3MM	25	62282.023.001	For 08 series Retaining washer (stud retainer) Spring steel, phosphated	
4MM	25	62282.040.001	For 11 series Retaining washer (stud retainer) Spring steel, phosphated	
4MM	25	62282.040.002	For 16 series Retaining washer (stud retainer) Spring steel, phosphated" Fixing washer (quick retainer) Spring steel, bronze plated and varnished	
6MM	25	62282.060.002	For 11 series Fixing washer (quick retainer) Spring steel, bronze plated and varnished	
8 MM	25	62282.080.001	For 16 series Retaining washer (stud retainer) Spring steel, phosphated	
10MM	25	62282.100.002	For 16 series Fixing washer (quick retainer) Spring steel, bronze plated and varnished	

FABORY

Protection cup type TA/TAR

Beschermcups TA/TAR / Capuchon de protection type TA/TAR

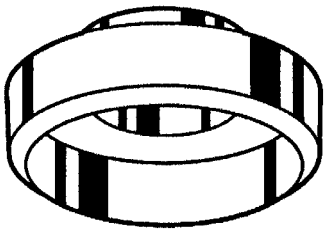

62332	QUICK SYSTEM Protection cup type TA/TAR / QUICK SYSTEM Tolerantie compensatiering type TA/TAR / QUICK SYSTEM Compensateur d'épaisseur type TA/TAR	S04A

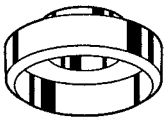

Type	✉	Art.number		
TA 08	25	62332.080.001	Brass nickel plated.	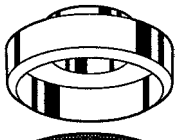
TAR 08	25	62332.080.002	Black plastic.	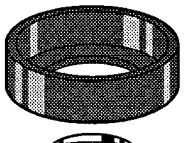
TA 11	25	62332.110.001	Brass nickel plated.	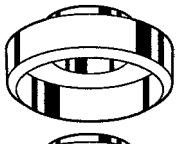
TA 16	25	62332.160.001	Brass nickel plated.	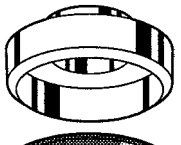
TAR 16	25	62332.160.002	Black plastic.	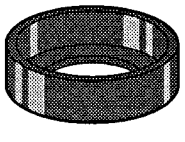

10

Protecting washer type RT

Onderlegring RT / Rondelle de protection type RT



62285	QUICK SYSTEM Protecting washer type RT / QUICK SYSTEM Onderlegring type RT / QUICK SYSTEM Rondelle type RT	S04A
Material	Plastic Polyamide (nylon)	
Class	6	



No.	✉	Art.number	No.	✉	Art.number	No.	✉	Art.number
RT 0208	25	62285.000.208	RT 0211	25	62285.000.211	RT 0216	25	62285.000.216

Sealing ring type RW

Afdichtring RW / Rondelle d'étanchéité type RW

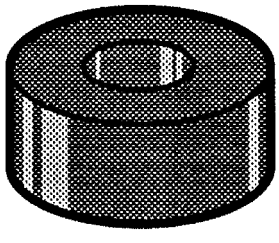

62286	QUICK SYSTEM Sealing ring type RW / QUICK SYSTEM Afdichtring type RW / QUICK SYSTEM Rondelle d'étanchéité type RW	S04A
Material	Neoprene	



No.	✉	Art.number	No.	✉	Art.number	No.	✉	Art.number
RW 0511	25	62286.000.511	RW 1508	25	62286.001.508	RW 2011	25	62286.002.011
RW 1011	25	62286.001.011	RW 1511	25	62286.001.511	RW 2016	25	62286.002.016

Stud with slotted head type D

Stift met zaaggleuf D / Tige à tête fendue type D

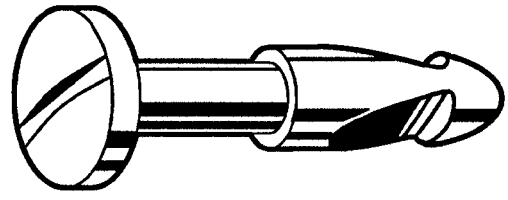

62272 QUICK SYSTEM Stud with slotted head type D / QUICK SYSTEM Stift met zaaggleuf type D / QUICK SYSTEM Tige avec tête bombée fendue type D — **S04A**

Material Brass
Surface treatment Nickel plated

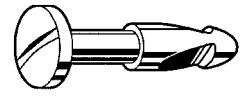

No.	✉	Art.number	No.	✉	Art.number	No.	✉	Art.number
D 0802	25	62272.000.802	D 1107	25	62272.001.107	D 1122	25	62272.001.122
D 0803	25	62272.000.803	D 1108	25	62272.001.108	D 1604	25	62272.001.604
D 0804	25	62272.000.804	D 1109	25	62272.001.109	D 1606	25	62272.001.606
D 0805	25	62272.000.805	D 1110	25	62272.001.110	D 1608	25	62272.001.608
D 0806	25	62272.000.806	D 1111	25	62272.001.111	D 1610	25	62272.001.610
D 0807	25	62272.000.807	D 1112	25	62272.001.112	D 1612	25	62272.001.612
D 0808	25	62272.000.808	D 1114	25	62272.001.114	D 1614	25	62272.001.614
D 1103	25	62272.001.103	D 1116	25	62272.001.116	D 1616	25	62272.001.616
D 1104	25	62272.001.104	D 1118	25	62272.001.118	D 1618	25	62272.001.618
D 1105	25	62272.001.105	D 1120	25	62272.001.120	D 1620	25	62272.001.620
D 1106	25	62272.001.106						

Stud with wing head type W

Stift met vleugel W / Tige à oreille type W

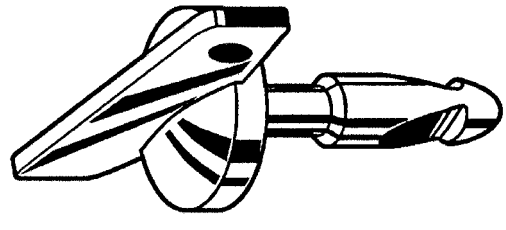

62273 QUICK SYSTEM Stud with wing head type W / QUICK SYSTEM Stift met vleugel type W / QUICK SYSTEM Tige avec tête papillon type W — **S04A**

Material Brass
Surface treatment Nickel plated

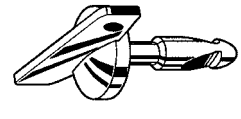

No.	✉	Art.number	No.	✉	Art.number	No.	✉	Art.number
W 0803	25	62273.000.803	W 1107	25	62273.001.107	W 1604	25	62273.001.604
W 0804	25	62273.000.804	W 1108	25	62273.001.108	W 1606	25	62273.001.606
W 0805	25	62273.000.805	W 1109	25	62273.001.109	W 1608	25	62273.001.608
W 0806	25	62273.000.806	W 1110	25	62273.001.110	W 1610	25	62273.001.610
W 0807	25	62273.000.807	W 1111	25	62273.001.111	W 1612	25	62273.001.612
W 0808	25	62273.000.808	W 1112	25	62273.001.112	W 1614	25	62273.001.614
			W 1114	25	62273.001.114	W 1616	25	62273.001.616
W 1103	25	62273.001.103	W 1116	25	62273.001.116	W 1618	25	62273.001.618
W 1104	25	62273.001.104	W 1118	25	62273.001.118	W 1620	25	62273.001.620
W 1105	25	62273.001.105	W 1120	25	62273.001.120			
W 1106	25	62273.001.106	W 1122	25	62273.001.122			

Stud with knurled slotted knob type K

Stift met kartelknop en zaaggleuf K / Tige à tête moletée et fendue type K

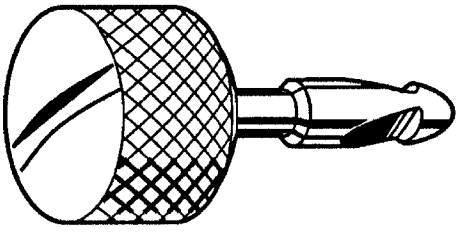

62274 **QUICK SYSTEM Stud with knurled slotted knob type K / QUICK SYSTEM Stift met kartelknop en zaaggleuf type K / QUICK SYSTEM Tige avec tête moletée et fendue type K** **S04A**

Material Brass
Surface treatment Nickel plated

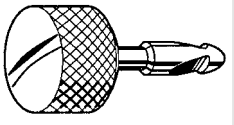

No.	✉	Art.number	No.	✉	Art.number	No.	✉	Art.number
K 0803	25	62274.000.803	K 1107	25	62274.001.107	K 1606	25	62274.001.606
K 0804	25	62274.000.804	K 1108	25	62274.001.108	K 1608	25	62274.001.608
K 0805	25	62274.000.805	K 1110	25	62274.001.110	K 1610	25	62274.001.610
K 0806	25	62274.000.806	K 1112	25	62274.001.112	K 1612	25	62274.001.612
K 0808	25	62274.000.808	K 1114	25	62274.001.114	K 1614	25	62274.001.614
K 1103	25	62274.001.103	K 1116	25	62274.001.116	K 1616	25	62274.001.616
K 1104	25	62274.001.104	K 1118	25	62274.001.118	K 1618	25	62274.001.618
K 1105	25	62274.001.105	K 1120	25	62274.001.120	K 1620	25	62274.001.620
K 1106	25	62274.001.106	K 1122	25	62274.001.122			

Ball stud type KB

Kogelstift KB / Tige à bulbe type KB



10

62276 **QUICK SYSTEM Ball stud type KB / QUICK SYSTEM Kogelstift type KB / QUICK SYSTEM Tige à bulbe type KB** **S04A**



Type	✉	Art.number		
KB 08 M4 S=7	25	62276.408.010	Brass nickel plated.	
KB 08 M5 S=11	25	62276.508.020	Brass nickel plated.	
KB 08 M5 S=111	25	62276.508.040	Brass nickel plated.	
KB 1615 M6X7 S=8	25	62276.616.150	Steel zinc plated, yellow passivated.	
KB 1615 M6X15 S=8	25	62276.616.151	Steel zinc plated, yellow passivated.	

FABORY

Bolt for T-slots

Bout voor T-gleuf / Boulon pour rainures en T

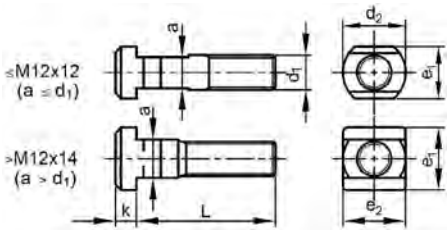

DIN	**787**
ISO	299
NF	E21-301



Technical Data

d_1 x a	d_2	e ($e_2 \geq e_1$)	k	P	d_1 x a	d_2	e ($e_2 \geq e_1$)	k	P
M8x8	16	13	6	1.25	**M16x18**	-	28	10	2.00
M10x10	20	15	6	1.50	**M20x20 (≠DIN)**	-	32	12	2.50
M12x12	25	18	7	1.75	**M20x22**	-	35	14	2.50
M12x14	-	22	8	1.75	**M24x24 (≠DIN)**	-	40	16	3.00
M16x16 (≠DIN)	-	25	9	2.00	**M24x28**	-	44	18	3.00

For sizes of T-slots, see DIN 650.

16202 **Bolt for T-slots / Bout voor T-gleuf / Boulon pour rainures en T** **F85A**

Thread	Metric thread
Material	Steel
Class	10.9/8.8
Surface treatment	Plain



d_1 x a x L	✉	Art.number	d_1 x a x L	✉	Art.number	d_1 x a x L	✉	Art.number
M8X8X32	25	16202.088.032	M12X14X63*	25	16202.134.063	M20X20X125	5	16202.220.125
M8X8X40*	25	16202.088.040	M12X14X80	25	16202.134.080	M20X20X160	5	16202.220.160
M8X8X50	25	16202.088.050	M12X14X125	25	16202.134.125	M20X20X250*	5	16202.220.250
M8X8X80	25	16202.088.080						
			M16X16X63	10	16202.176.063	M20X22X80	5	16202.222.080
M10X10X40	25	16202.110.040	M16X16X80	10	16202.176.080	M20X22X125	5	16202.222.125
M10X10X63	25	16202.110.063	M16X16X100	10	16202.176.100	M20X22X200	5	16202.222.200
M10X10X100	25	16202.110.100	M16X16X125	10	16202.176.125			
			M16X16X160	10	16202.176.160	M24X24X100	5	16202.264.100
M12X12X50	25	16202.132.050				M24X24X160	5	16202.264.160
M12X12X63	25	16202.132.063	M16X18X63	10	16202.178.063	M24X24X250	5	16202.264.250
M12X12X80	25	16202.132.080	M16X18X100	10	16202.178.100			
M12X12X100	25	16202.132.100	M16X18X160	10	16202.178.160	M24X28X100	5	16202.268.100
M12X12X125	25	16202.132.125				M24X28X160	5	16202.268.160
			M20X20X80	5	16202.220.080	M24X28X250	5	16202.268.250
M12X14X50	25	16202.134.050	M20X20X100	5	16202.220.100			

Bolts for T-slots up to and including size M12 class 10.9, above size M12 class 8.8.

10

Stud for T-slot nuts

Tapeind voor moeren voor T-gleuven / Goujon pour écrou en T

DIN 6379

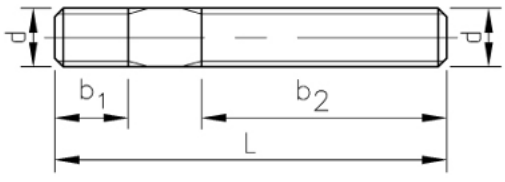



Technical Data

d	b_1	P	d	b_1	P
M8	11	1.25	**M16**	19	2.00
M10	13	1.50	**M20**	27	2.50
M12	15	1.75	**M24**	35	3.00

Studs with diameter up to and including M12 are in class 10.9, larger diameters are in class 8.8.

16226 Stud for T-slot nuts / Tapeind voor moeren voor T-gleuven / Goujon pour écrou en T F85A

Thread	Metric thread
Material	Steel
Class	10.9/8.8
Surface treatment	Plain



d x L (b_2)	✉	Art.number	d x L (b_2)	✉	Art.number	d x L (b_2)	✉	Art.number
M8X40 (20)	25	16226.080.040	M12X125 (75)	25	16226.120.125	M20X200 (125)	5	16226.200.200
M8X63 (40)	25	16226.080.063	M12X160 (100)	25	16226.120.160	M20X250 (160)*	5	16226.200.250
M8X100 (63)*	25	16226.080.100	M12X200 (125)	10	16226.120.200	M20X315 (200)	3	16226.200.315
M8X160 (100)*	25	16226.080.160				M20X400 (250)	3	16226.200.400
			M16X63 (32)	10	16226.160.063	M20X500 (315)	3	16226.200.500
M10X50 (25)	25	16226.100.050	M16X80 (50)	10	16226.160.080			
M10X80 (50)	25	16226.100.080	M16X100 (63)	10	16226.160.100	M24X100 (45)*	10	16226.240.100
M10X100 (75)	25	16226.100.100	M16X125 (75)	10	16226.160.125	M24X125 (70)	10	16226.240.125
M10X125 (75)	25	16226.100.125	M16X160 (100)	10	16226.160.160	M24X160 (100)	10	16226.240.160
M10X160 (100)	25	16226.100.160	M16X200 (125)	5	16226.160.200	M24X200 (125)	5	16226.240.200
M10X200 (125)*	10	16226.100.200	M16X250 (160)*	5	16226.160.250	M24X250 (160)*	5	16226.240.250
			M16X315 (180)	5	16226.160.315	M24X315 (200)	5	16226.240.315
M12X50 (25)	25	16226.120.050				M24X400 (250)	3	16226.240.400
M12X63 (32)	25	16226.120.063	M20X80 (32)	10	16226.200.080	M24X500 (315)	3	16226.240.500
M12X80 (50)	25	16226.120.080	M20X125 (70)	10	16226.200.125	M24X630 (315)	3	16226.240.630
M12X100 (63)	25	16226.120.100	M20X160 (100)	10	16226.200.160			

FABORY

Hex socket grub screw with thrust point

Stelschroef met binnenzeskant en drukpunt / Vis sans tête à six pans creux à point de pression

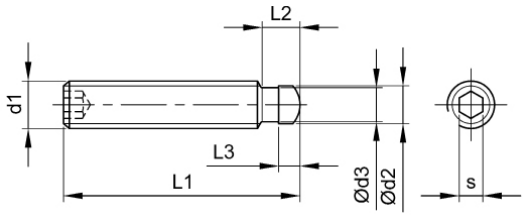

DIN **6332-IS**



Technical Data

d_1	d_2	d_3	L_2	L_3	P	s
M6	4.5	4	6	2.5	1.00	3
M8	6	5.4	7.5	3	1.25	4
M10	8	7.2	9	4.5	1.50	5
M12	8	7.2	10	4.5	1.75	6
M16	12	11	12	5	2.00	8
M20	15.5	14.4	14	5.5	2.50	10

57674 **Hex socket grub screw with thrust point / Stelschroef met binnenzeskant en drukpunt / Vis sans tête à six pans creux à point de pression** **S21A**

Thread Metric thread
Material Steel
Class 5.8
Surface treatment Black Oxide



d_1 x L_1	✉	Art.number	d_1 x L_1	✉	Art.number	d_1 x L_1	✉	Art.number
M6X30*	10	57674.060.030	M10X45*	10	57674.100.045			
M6X35*	10	57674.060.035	M10X50*	10	57674.100.050	M16X65*	10	57674.160.065
M6X40*	10	57674.060.040	M10X60*	10	57674.100.060	M16X75*	10	57674.160.075
M6X50*	10	57674.060.050	M10X80*	10	57674.100.080	M16X80*	10	57674.160.080
						M16X100*	10	57674.160.100
M8X35*	10	57674.080.035	M12X50*	10	57674.120.050	M16X125*	10	57674.160.125
M8X40*	10	57674.080.040	M12X60*	10	57674.120.060			
M8X45*	10	57674.080.045	M12X65*	10	57674.120.065	M20X80	10	57674.200.080
M8X50*	10	57674.080.050	M12X70*	10	57674.120.070	M20X100*	10	57674.200.100
M8X60*	10	57674.080.060	M12X80*	10	57674.120.080	M20X125*	10	57674.200.125
M8X70*	10	57674.080.070	M12X100*	10	57674.120.100	M20X150*	10	57674.200.150

Tommy screw with fixed clamping bolt

Knevelschroef met vaste knevel / Vis à garrot avec garrot fixe

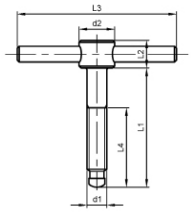

DIN 6304



Technical Data

d_1	d_2	L_2	L_3	P
M6	12	10	50	1.00
M8	14	12	60	1.25
M10	18	14	80	1.50
M12	20	18	100	1.75
M16	24	20	120	2.00
M20	30	28	140	2.50

57660 Tommy screw with fixed clamping bolt / Knevelschroef met vaste knevel / Vis à garrot avec garrot fixe S21A

Thread Metric thread
Material Steel
Class 5.8
Surface treatment Black Oxide



d_1 x L_1	✉	Art.number	d_1 x L_1	✉	Art.number	d_1 x L_1	✉	Art.number
M6X40X30*	10	57660.060.040	M10X60X40*	10	57660.100.060	M16X75X55*	10	57660.160.075
M6X50X40*	10	57660.060.050	M10X70X50*	10	57660.100.070	M16X110X90*	10	57660.160.110
M8X50X35*	10	57660.080.050	M12X70X50*	10	57660.120.070	M20X90X70*	10	57660.200.090
M8X60X40*	10	57660.080.060	M12X80X60*	10	57660.120.080	M20X110X90*	10	57660.200.110

FABORY

Tommy nut with fixed clamping bolt

Knevelmoer met vaste knevel / Écrou à garrot avec garrot fixe

DIN 6305

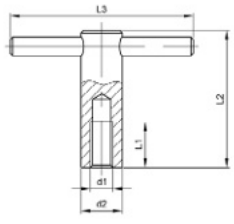



Technical Data

d_1	d_2	L_2	L_3	P
M10	18	60	80	1.50
M16	24	85	120	2.00
M20	30	95	140	2.50

57670 **Tommy nut with fixed clamping bolt / Knevelmoer met vaste knevel / Écrou à garrot avec garrot fixe** **S21A**

Thread	Metric thread
Material	Steel
Class	05
Surface treatment	Black Oxide



d_1 x L_1	✉	Art.number	d_1 x L_1	✉	Art.number	d_1 x L_1	✉	Art.number
M10X20*	10	57670.100.000	M16X35*	10	57670.160.000	M20X40*	10	57670.200.000

Tommy screw with movable clamping bolt

Knevelschroef met beweegbare knevel / Vis à garrot avec garrot amovible

DIN 6306

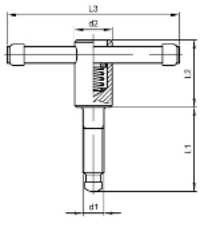



10

Technical Data

d_1	d_2	L_2	L_3	P
M10	18	32	80	1.50
M12	20	35	100	1.75
M16	24	40	120	2.00
M20	30	45	140	2.50

57661 **Tommy screw with movable clamping bolt / Knevelschroef met beweegbare knevel / Vis à garrot avec garrot amovible** **S21A**

Thread	Metric thread
Material	Steel
Class	5.8
Surface treatment	Black Oxide



d_1 x L_1	✉	Art.number	d_1 x L_1	✉	Art.number	d_1 x L_1	✉	Art.number
M10X40*	10	57661.100.040	M12X60*	10	57661.120.060	M16X90*	10	57661.160.090
M10X50*	10	57661.100.050						
			M16X55*	10	57661.160.055	M20X70*	10	57661.200.070
M12X50*	10	57661.120.050	M16X70*	10	57661.160.070	M20X90*	10	57661.200.090

Tommy nut with movable clamping bolt

Knevelmoer met beweegbare knevel / Écrou à garrot avec garrot amovible

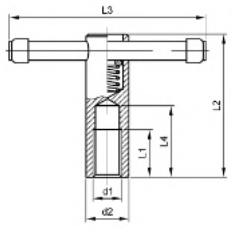

DIN 6307



Technical Data

d_1	d_1	d_2	L_2	L_3	L_4	P
M10	-	18	60	80	30	1.50
M12	-	20	70	100	35	1.75
M16	-	24	85	120	45	2.00
M20	25	30	95	140	50	2.50

57671 Tommy nut with movable clamping bolt / Knevelmoer met beweegbare knevel / Écrou à garrot avec garrot amovible S21A

Thread Metric thread
Material Steel
Class 05
Surface treatment Black Oxide



d_1 x L_1	✉	Art.number	d_1 x L_1	✉	Art.number	d_1 x L_1	✉	Art.number
M10X20*	10	57671.100.000	M16X35*	10	57671.160.000	M20X40*	10	57671.200.000
M12X25*	10	57671.120.000						

Thrust pad

Drukstuk / Tampon de serrage

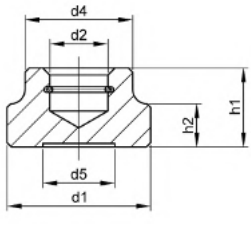

DIN 6311



Technical Data

For nom. size	d_1	d_2	d_4	d_5	h_1	h_2
M6	12	4.6	10	5	7	2.5
M8	16	6.1	12	7	9	4
M10	20	8.1	15	8	11	5
M12	25	8.1	18	10	13	6
M16	32	12.1	22	14	15	7
M20	40	15.6	28	18	16	9

These thrust pads are intended for use with tommy screws DIN 6304 or DIN 6306, or with grub screws DIN 6332-IS.

57675 Thrust pad / Drukstuk / Tampon de serrage S21A

Material Steel
Surface treatment Black Oxide



For nom. size	✉	Art.number	For nom. size	✉	Art.number	For nom. size	✉	Art.number
M6*	10	57675.120.006	M10*	10	57675.200.010	M16*	10	57675.320.016
M8	10	57675.160.008	M12*	10	57675.250.012	M20*	5	57675.400.020

Nut for T-slots

Moer voor T-gleuf / Écrou pour les rainures en T

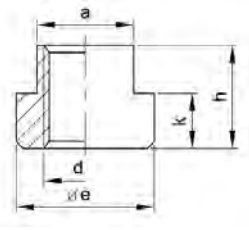

DIN	**508**
ISO	299
NF	E21-301



Technical Data

d x a	e	h	k	P
M5x6	10	8	4	0.80
M6x8	13	10	6	1.00
M8x10	15	12	6	1.25
M8x12 (≠DIN)	18	14	7	1.25
M10x12	18	14	7	1.50
M10x14 (≠DIN)	22	16	8	1.50
M12x14	22	16	8	1.75
M12x16 (≠DIN)	25	18	9	1.75

d x a	e	h	k	P
M12x18 (≠DIN)	28	20	10	1.75
M14x16 (≠DIN)	25	18	9	2.00
M14x18 (≠DIN)	28	20	10	2.00
M16x18	28	20	10	2.00
M16x22 (≠DIN)	35	28	14	2.00
M20x22	35	28	14	2.50
M24x28	44	36	18	3.00

For sizes of T-slots, see DIN 650.

16196 **Nut for T-slots / Moer voor T-gleuf / Écrou pour les rainures en T** **F85A**

Thread	Metric thread
Material	Steel
Class	10
Surface treatment	Plain

RoHS



d x a	✉	Art.number
M5X6	50	16196.050.006
M6X8	50	16196.060.008
M8X10	50	16196.080.010
M8X12	50	16196.080.012
M10X12	50	16196.100.012

d x a	✉	Art.number
M10X14	50	16196.100.014
M12X14	50	16196.120.014
M12X16	25	16196.120.016
M12X18	25	16196.120.018
M14X16	25	16196.140.016

d x a	✉	Art.number
M14X18	25	16196.140.018
M16X18	25	16196.160.018
M16X22	25	16196.160.022
M20X22	10	16196.200.022
M24X28	10	16196.240.028

Hexagon nut 1,5D

Zeskantmoer enkelbol H=1,5D / Écrou hexagonal 1,5D

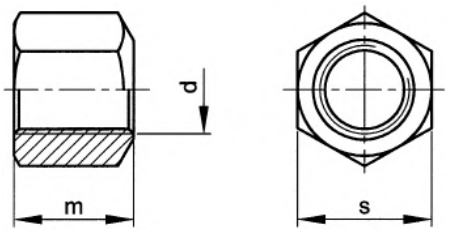

DIN 6330 B
NEN 2307



Technical Data

d	m (js15)	P	s	d	m (js15)	P	s
M6	9	1.00	10	M18	27	2.50	27
M8	12	1.25	13	M20	30	2.50	30
M10 (≠DIN)	15	1.50	17	M22 (≠DIN)	33	2.50	32
M10	15	1.50	16	M24	36	3.00	36
M12 (≠DIN)	18	1.75	19	M27 (≠DIN)	40	3.00	41
M12	18	1.75	18	M30	45	3.50	46
M14 (≠DIN)	21	2.00	22	M33 (≠DIN)	48	3.50	50
M16	24	2.00	24	M36	54	4.00	55

Examples of application

Washer for clamping acc. to DIN 6340

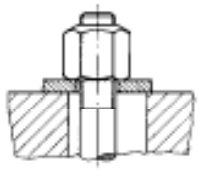

Conical seat acc. to DIN 6319D

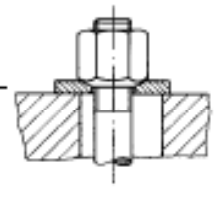

Article groups

Thread	Driving features	Material	Class	Surface treatment	Code	Page
M	Hexagon	St.	10	Plain	16203	10-83
M	Hexagon	St.	10	ZPL	16213	10-83
M	Hexagon	St.st. A1	70		51102	10-84
M	Hexagon	St.st. A4	70		55102	10-84

16203 **Hexagon nut 1,5D / Zeskantmoer enkelbol H=1,5D / Écrou hexagonal 1,5D** **F01A**

Thread Metric thread
Material Steel
Class 10
Surface treatment Plain



d	✉	Art.number	d	✉	Art.number	d	✉	Art.number
M6	50	16203.060.001	M12 s=19	50	16203.120.190	M22*	10	16203.220.001
M8	50	16203.080.001	M14	25	16203.140.001	M24	10	16203.240.001
M10 s=16	50	16203.100.001	M16	25	16203.160.001	M27*	20	16203.270.001
M10 s=17	50	16203.100.170	M18*	25	16203.180.001	M30	5	16203.300.001
M12 s=18	50	16203.120.001	M20	10	16203.200.001			

16213 **Hexagon nut 1,5D / Zeskantmoer enkelbol H=1,5D / Écrou hexagonal 1,5D** **F01A**

Thread Metric thread
Material Steel
Class 10
Surface treatment Zinc plated



d	✉	Art.number	d	✉	Art.number	d	✉	Art.number
M6*	50	16213.060.001	M14*	25	16213.140.001	M20	10	16213.200.001
M8	50	16213.080.001	M16	25	16213.160.001	M24*	10	16213.240.001
M10	50	16213.100.001	M18*	25	16213.180.001	M30*	1	16213.300.001
M12*	25	16213.120.001						

FABORY

51102 **Hexagon nut 1,5D / Zeskantmoer enkelbol H=1,5D / Écrou hexagonal 1,5D** **R09A**

Thread Metric thread
Material Stainless steel A1
Class 70



d	✉	Art.number	d	✉	Art.number	d	✉	Art.number
M6	50	51102.060.001	M14	25	51102.140.001	M27*	10	51102.270.001
M8	50	51102.080.001	M16	25	51102.160.001	M30*	10	51102.300.001
M10	50	51102.100.001	M20	10	51102.200.001	M33*	10	51102.330.001
M12	50	51102.120.001	M24*	25	51102.240.001			

55102 **Hexagon nut 1,5D / Zeskantmoer enkelbol H=1,5D / Écrou hexagonal 1,5D** **R49A**

Thread Metric thread
Material Stainless steel A4
Class 70



d	✉	Art.number	d	✉	Art.number	d	✉	Art.number
M6*	50	55102.060.001	M14*	25	55102.140.001	M27*	10	55102.270.001
M8	50	55102.080.001	M16*	25	55102.160.001	M30*	10	55102.300.001
M10	50	55102.100.001	M20*	10	55102.200.001	M36*	10	55102.360.001
M12	50	55102.120.001	M24*	25	55102.240.001			

Hexagon nut with collar 1,5D

Zeskantkraagmoer H=1,5D / Écrou hexagonal à embase cylindrique 1,5D

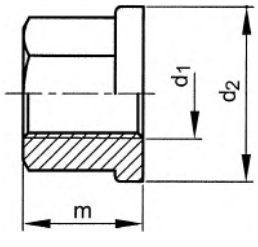

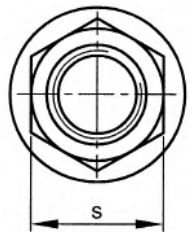

DIN **6331**



Technical Data

d_1	d_2 (h13)	m (js15)	P	s	d_1	d_2 (h13)	m (js15)	P	s
M6	14	9	1.00	10	M20	37	30	2.50	30
M8	18	12	1.25	13	M22	41	33	2.50	32
M10	22	15	1.50	16	M24	45	36	3.00	36
M12	25	18	1.75	18	M27	50	40	3.00	41
M14	28	21	2.00	22	M30	58	45	3.50	46
M16	31	24	2.00	24	M36	68	54	4.00	55
M18	33	27	2.50	27	M42	80	63	4.50	65

Article groups

Thread	Driving features	Material	Class	Surface treatment	Code	Page
M	Hexagon	St.	10	Plain	16204	10-84
M	Hexagon	St.	10	ZPL	16214	10-85
M	Hexagon	St.st. A1	70		51104	10-85
M	Hexagon	St.st. A4	70		55104	10-85

16204 **Hexagon nut with collar 1,5D / Zeskantkraagmoer H=1,5D / Écrou hexagonal à embase cylindrique 1,5D** **F01A**

Thread Metric thread
Material Steel
Class 10
Surface treatment Plain



d_1	✉	Art.number	d_1	✉	Art.number	d_1	✉	Art.number
M6	50	16204.060.001	M16	25	16204.160.001	M27*	20	16204.270.001
M8	50	16204.080.001	M18	10	16204.180.001	M30	10	16204.300.001
M10	50	16204.100.001	M20	10	16204.200.001	M36	1	16204.360.001
M12	50	16204.120.001	M22*	10	16204.220.001	M42*	1	16204.420.001
M14	50	16204.140.001	M24	10	16204.240.001			

10

Go to www.fabory.com for all your tools, safety and metalworking products

16214 **Hexagon nut with collar 1,5D / Zeskantkraagmoer H=1,5D / Écrou hexagonal à embase cylindrique 1,5D** **F01A**

Thread	Metric thread
Material	Steel
Class	10
Surface treatment	Zinc plated



d_1	✉	Art.number	d_1	✉	Art.number	d_1	✉	Art.number
M6*	100	16214.060.001	M14*	10	16214.140.001	M24	25	16214.240.001
M8*	50	16214.080.001	M16	10	16214.160.001	M27*	20	16214.270.001
M10	50	16214.100.001	M20*	10	16214.200.001	M30*	10	16214.300.001
M12	25	16214.120.001						

51104 **Hexagon nut with collar 1,5D / Zeskantkraagmoer H=1,5D / Écrou hexagonal à embase cylindrique 1,5D** **R09A**

Thread	Metric thread	DIN	≈6331
Material	Stainless steel A1		
Class	70		



d_1	✉	Art.number	d_1	✉	Art.number	d_1	✉	Art.number
M6*	50	51104.060.001	M12	25	51104.120.001	M20	5	51104.200.001
M8	25	51104.080.001	M14*	25	51104.140.001	M24	5	51104.240.001
M10	25	51104.100.001	M16	10	51104.160.001			

55104 **Hexagon nut with collar 1,5D / Zeskantkraagmoer H=1,5D / Écrou hexagonal à embase cylindrique 1,5D** **R49A**

Thread	Metric thread	DIN	≈6331
Material	Stainless steel A4		
Class	70		



d_1	✉	Art.number	d_1	✉	Art.number	d_1	✉	Art.number
M6*	50	55104.060.001	M12	25	55104.120.001	M20	5	55104.200.001
M8	25	55104.080.001	M14*	25	55104.140.001	M24*	10	55104.240.001
M10	25	55104.100.001	M16	10	55104.160.001			

Extension nut H=3xD

Koppelmoer H=3D / Écrou de tendeur 3D

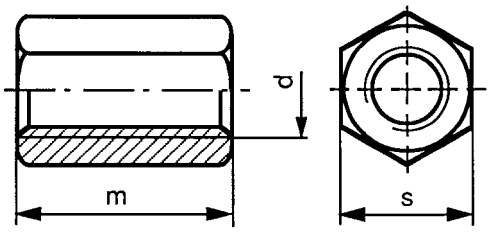



10

Technical Data

d	m	P	s	d	m	P	s
M8	24	1.25	13	**M20**	60	2.50	30
M10	30	1.50	17	**M24**	72	3.00	36
M12	36	1.75	19	**M27**	81	3.00	41
M14	42	2.00	22	**M30**	90	3.50	46
M16	48	2.00	24	**M36**	108	4.00	55

16225 **Extension nut H=3xD / Koppelmoer H=3D / Écrou de tendeur 3D** **F01A**

Thread	Metric thread
Material	Steel
Class	10
Surface treatment	Plain



d	✉	Art.number	d	✉	Art.number	d	✉	Art.number
M8	25	16225.080.001	M16	10	16225.160.001	M27	5	16225.270.001
M10	25	16225.100.001	M20	5	16225.200.001	M30	5	16225.300.001
M12	25	16225.120.001	M24	5	16225.240.001	M36	5	16225.360.001

Washer for clamping device

Geharde sluitring / Rondelle pour rainure en T

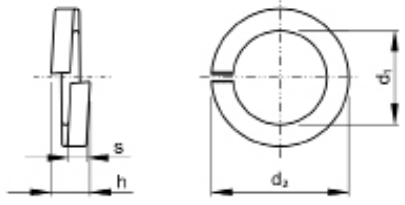

DIN **6340**
NF E25-518



Technical Data

For nom. size	d_1 (H14)	d_2 (h14)	s
M6	6.4	17	3
M8	8.4	23	4
M10	10.5	28	4
M12	13	35	5
M14 (≠DIN)	15	40	5

For nom. size	d_1 (H14)	d_2 (h14)	s
M16	17	45	6
M20	21	50	6
M24	25	60	8
M30	31	68	10

Article groups

Material	Surface treatment	Code	Page
St. 350+80 HV30	Plain	16205	10-86
St. 350+80 HV30	ZPL	16229	10-86
St.st. A2		51223	10-86

16205 **Washer for clamping device / Geharde sluitring / Rondelle pour rainure en T** **F85A**

Material Steel 350+80 HV30
Surface treatment Plain



For nom. size	✉	Art.number	For nom. size	✉	Art.number	For nom. size	✉	Art.number
M6	50	16205.060.001	M12	50	16205.120.001	M20	10	16205.200.001
M8	50	16205.080.001	M14	50	16205.140.001	M24	10	16205.240.001
M10	50	16205.100.001	M16	25	16205.160.001	M30	10	16205.300.001

16229 **Washer for clamping device / Geharde sluitring / Rondelle pour rainure en T** **F85A**

Material Steel 350+80 HV30
Surface treatment Zinc plated



For nom. size	✉	Art.number	For nom. size	✉	Art.number	For nom. size	✉	Art.number
M6	100	16229.060.001	M12	100	16229.120.001	M20	100	16229.200.001
M8	100	16229.080.001	M14*	100	16229.140.001	M24	10	16229.240.001
M10	100	16229.100.001	M16	100	16229.160.001	M30	10	16229.300.001

51223 **Washer for clamping device / Geharde sluitring / Rondelle pour rainure en T** **R09A**

Material Stainless steel A2



For nom. size	✉	Art.number	For nom. size	✉	Art.number	For nom. size	✉	Art.number
M8*	200	51223.080.001	M10*	200	51223.100.001	M12*	200	51223.120.001

Spherical washer

Bolle sluitring / Rondelle à portée sphérique

DIN 6319 C

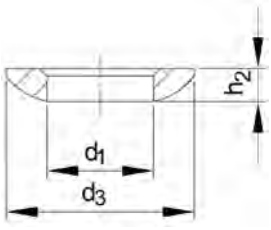



Technical Data

For nom. size	d_1 (H13)	d_2 (H13)	d_3	F max (kN)	h_2	h_4 ≈
M6	6.4	7.1	12	9	2.3	4.2
M8	8.4	9.6	17	17	3.2	5.6
M10	10.2	12	21	26	4	6.5
M12	13	14.2	24	38	4.6	8
M14	15	16.5	28	53	5	8.5
M16	17	19	30	73	5.3	9.6
M20	21	23.2	36	117	6.3	11.7
M24	25	28	44	168	8.2	15.2
M30	31	35	56	269	11.2	19.2
M36	37	42	68	394	14	23.5
M42	43	49	78	542	17	29
M48	50	56	92	714	21	35.5

F max = Maximum recommended static load (values do not apply to stainless steel)
These spherical washers are often combined with conical seats to DIN 6319-D or DIN 6319-G. The combination enables a swing of approximately 3° in any direction to be attained, when positioning a bolt through.
ATTENTION: When these washers are applied in combination with fasteners in class 10.9 or 10, the maximum allowable clamping load is at 46% of the yield strength Rp0,2; for fasteners in class 8.8 or 8 the maximum is at 66% of the yield strength Rp0,2
Do not apply conical seats to DIN 6319-D with slotted holes, but use conical seats to DIN 6319-G for this purpose

Assembly sequence

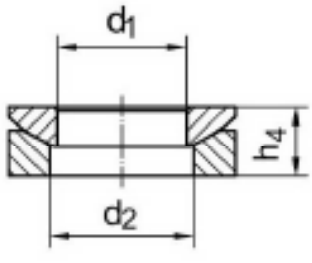

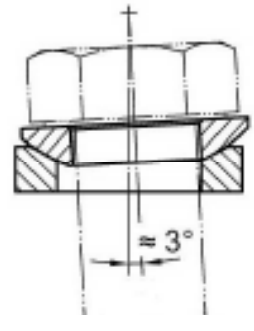

10

Article groups

Material	Surface treatment	Code	Page
St. 550+100 HV10	Plain	16206	10-87
St. 550+100 HV10	ZPL	16208	10-88
St.st. A2		51936	10-88
St.st. A4		55936	10-88

16206 Spherical washer / Bolle sluitring / Rondelle à portée sphérique **L08A**

Material Steel 550+100 HV10
Surface treatment Plain



For nom. size	✉	Art.number	For nom. size	✉	Art.number	For nom. size	✉	Art.number
M6	100	16206.060.001	M14	50	16206.140.001	M30	25	16206.300.001
M8	100	16206.080.001	M16	50	16206.160.001	M36	25	16206.360.001
M10	100	16206.100.001	M20	25	16206.200.001	M42*	10	16206.420.001
M12	100	16206.120.001	M24	25	16206.240.001	M48*	10	16206.480.001

FABORY

16208 **Spherical washer / Bolle sluitring / Rondelle à portée sphérique** **F85A**

Material Steel 550+100 HV10
Surface treatment Zinc plated



For nom. size	✉	Art.number	For nom. size	✉	Art.number	For nom. size	✉	Art.number
M12	50	16208.120.001	M20	10	16208.200.001	M30*	10	16208.300.001
M16	25	16208.160.001	M24	10	16208.240.001	M36*	10	16208.360.001

51936 **Spherical washer / Bolle sluitring / Rondelle à portée sphérique** **F85A**

Material Stainless steel A2



For nom. size	✉	Art.number	For nom. size	✉	Art.number	For nom. size	✉	Art.number
M6*	50	51936.060.001	M16	25	51936.160.001	M36*	10	51936.360.001
M8	50	51936.080.001	M20	25	51936.200.001	M42*	25	51936.420.001
M10	50	51936.100.001	M24*	25	51936.240.001	M48*	25	51936.480.001
M12	25	51936.120.001	M30*	10	51936.300.001			

55936 **Spherical washer / Bolle sluitring / Rondelle à portée sphérique** **R45A**

Material Stainless steel A4



For nom. size	✉	Art.number	For nom. size	✉	Art.number	For nom. size	✉	Art.number
M8*	50	55936.080.001	M14*	25	55936.140.001	M20*	25	55936.200.001
M10*	25	55936.100.001	M16*	25	55936.160.001	M24*	25	55936.240.001
M12*	25	55936.120.001						

Conical seat

Conische zitting / Siège conique

10

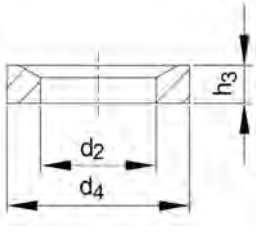

DIN **6319 D**



Technical Data

For nom. size	d_1 (H13)	d_2 (H13)	d_4	F max (kN)	h_3	h_4 ≈
M6	6.4	7.1	12	9	2.8	4.2
M8	8.4	9.6	17	17	3.5	5.6
M10	10.2	12	21	26	4.2	6.5
M12	13	14.2	24	38	5	8
M14	15	16.5	28	53	5.6	8.5
M16	17	19	30	73	6.2	9.6
M20	21	23.2	36	117	7.5	11.7
M24	25	28	44	168	9.5	15.2
M30	31	35	56	269	12	19.2
M36	37	42	68	394	15	23.5
M42	43	49	78	542	18	29
M48	50	56	92	714	22	35.5

F max = Maximum recommended static load (values do not apply to stainless steel).
These conical seats are often combined with spherical washers DIN 6319-C. The combination enables a swing of approximately 3° in any direction to be attained, when positioning a bolt through.
ATTENTION: When these conical seats are applied in combination with fasteners in class 10.9 or 10, the maximum allowable clamping load is at 46% of the yield strength Rp0,2; for fasteners in class 8.8 or 8 the maximum is at 66% of the yield strength Rp0,2
Do not apply these conical seats with slotted holes, but use conical seats to DIN 6319-G for this purpose.

Assembly sequence

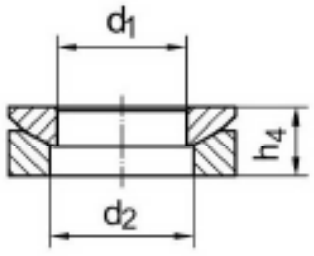



Article groups

Material	Surface treatment		Code	Page
St. 550+100 HV10	Plain		16207	10-89
St. 550+100 HV10	ZPL		16209	10-89
St.st. A2		type D	51935	10-89
St.st. A4		type D	55935	10-89

16207 Conical seat / Conische zitting / Siège conique — L08A

Material Steel 550+100 HV10
Surface treatment Plain

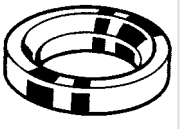

For nom. size	✉	Art.number	For nom. size	✉	Art.number	For nom. size	✉	Art.number
M6	100	16207.060.001	M14	50	16207.140.001	M30	25	16207.300.001
M8	100	16207.080.001	M16	50	16207.160.001	M36	25	16207.360.001
M10	100	16207.100.001	M20	25	16207.200.001	M42*	10	16207.420.001
M12	100	16207.120.001	M24	25	16207.240.001	M48*	10	16207.480.001

16209 Conical seat / Conische zitting / Siège conique — F85A

Material Steel 550+100 HV10
Surface treatment Zinc plated

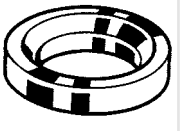

For nom. size	✉	Art.number	For nom. size	✉	Art.number	For nom. size	✉	Art.number
M12	50	16209.120.001	M20	10	16209.200.001	M30*	10	16209.300.001
M16*	25	16209.160.001	M24*	10	16209.240.001	M36*	10	16209.360.001

51935 Conical seat / Conische zitting / Siège conique — F85A

Material Stainless steel A2

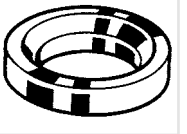

For nom. size	✉	Art.number	For nom. size	✉	Art.number	For nom. size	✉	Art.number
M6*	50	51935.060.001	M14*	25	51935.140.001	M36*	10	51935.360.001
M8	50	51935.080.001	M16	25	51935.160.001	M42*	25	51935.420.001
M10	50	51935.100.001	M20	25	51935.200.001	M48*	25	51935.480.001
M12	25	51935.120.001	M30*	10	51935.300.001			

55935 Conical seat / Conische zitting / Siège conique — R45A

Material Stainless steel A4

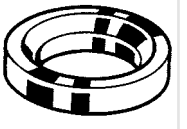

For nom. size	✉	Art.number	For nom. size	✉	Art.number	For nom. size	✉	Art.number
M12*	25	55935.120.001	M16*	25	55935.160.001	M24*	25	55935.240.001
M14*	25	55935.140.001	M20*	25	55935.200.001			

FABORY

Conical seat, wide

Conische zitting, grote buitendiameter / Siège conique, large

DIN 6319 G

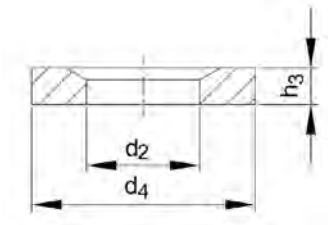

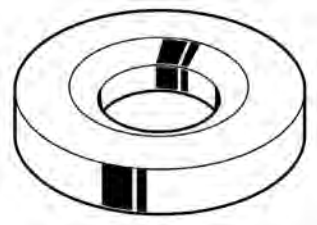

Technical Data

For nom. size	d_1 (H13)	d_2	d_4	F max (kN)	h_3	h4
M10	10.5	12	30	26	5	7.3
M12	13	14.2	36	38	6	9
M16	17	19	44	73	7	10.4
M20	21	23.2	50	117	8	12.2
M24	25	28	60	168	10	15.7
M30	31	35	68	269	12	19.7

F max = Maximum recommended static load (values do not apply to stainless steel)
These conical seats are often combined with spherical washers DIN 6319-C. The combination enables a swing of approximately 3° in any direction to be attained, when positioning a bolt through.
ATTENTION: When these conical seats are applied in combination with fasteners in class 10.9 or 10, the maximum allowable clamping load is at 46% of the yield strength Rp0,2; for fasteners in class 8.8 or 8 the maximum is at 66% of the yield strength Rp0,2.
These conical seats can be used with slotted holes.

[redacted]

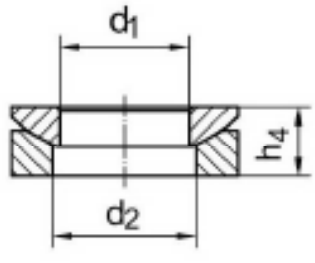

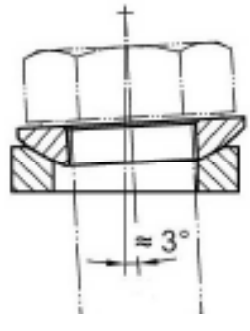

16211 **Conical seat, wide / Conische zitting, grote buitendiameter / Siège conique, large** **F85A**

Material Steel
Surface treatment Plain

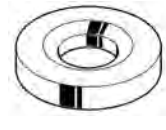

For nom. size	✉	Art.number	For nom. size	✉	Art.number	For nom. size	✉	Art.number
M10*	50	16211.100.001	M16*	25	16211.160.001	M24*	10	16211.240.001
M12*	50	16211.120.001	M20	10	16211.200.001	M30	10	16211.300.001

Assorted fasteners for T-slots

Opspan-T assortiment voor T-gleuven / Boîte d'assortiment pour rainure en T



Article groups

Material	Surface treatment		Code	Page
St.	Plain		16227	10-91
St.	Plain	with step clamps	16228	10-92

16227 **Assorted fasteners for T-slots No. 6520 / Opspan-T assortiment voor T-gleuven No. 6520 / Boîte d'assortiment pour rainure en T No. 6520** **F85A**

Material Steel
Surface treatment Plain



Size	✉	Art.number		
M10X10	1	16227.100.010	Packed in wooden case Content: 2 pieces bolts and screws for T-slots acc. to DIN 787 length 40 mm 4 pieces bolts and screws for T-slots acc. to DIN 787 length 63 mm 4 pieces bolts and screws for T-slots acc. to DIN 787 length 100 mm 4 pieces studs for T-slots acc. to DIN 6379 length 50 mm 4 pieces studs for T-slots acc. to DIN 6379 length 80 mm 4 pieces studs for T-slots acc. to DIN 6379 length 200 mm 4 pieces hexagon nuts 1,5 d acc. to DIN 6330 B 4 pieces extension nuts height 3 x d 4 pieces spherical washers acc. to DIN 6319 C and 4 pieces conical seats acc. to DIN 6319 G 4 pieces washers for clamping devices acc. to DIN 6340	
M12X12	1	16227.120.012	Packed in wooden case Content: 2 pieces bolts and screws for T-slots acc. to DIN 787 length 50 mm 4 pieces bolts and screws for T-slots acc. to DIN 787 length 80 mm 4 pieces bolts and screws for T-slots acc. to DIN 787 length 125 mm 4 pieces studs for T-slots acc. to DIN 6379 length 63 mm 4 pieces studs for T-slots acc. to DIN 6379 length 100 mm 4 pieces studs for T-slots acc. to DIN 6379 length 200 mm 4 pieces hexagon nuts 1,5 d acc. to DIN 6330 B 4 pieces extension nuts height 3 x d 4 pieces spherical washers acc. to DIN 6319 C and 4 pieces conical seats acc. to DIN 6319 G 4 pieces washers for clamping devices acc. to DIN 6340	
M12X14	1	16227.120.014	Packed in wooden case Content: 2 pieces bolts and screws for T-slots acc. to DIN 787 length 50 mm 4 pieces bolts and screws for T-slots acc. to DIN 787 length 80 mm 4 pieces nuts for T-slots acc. to DIN 508 4 pieces studs for T-slots acc. to DIN 6379 length 63 mm 4 pieces studs for T-slots acc. to DIN 6379 length 100 mm 4 pieces studs for T-slots acc. to DIN 6379 length 125 mm 4 pieces studs for T-slots acc. to DIN 6379 length 200 mm 4 pieces hexagon nuts 1,5 d acc. to DIN 6330 B 4 pieces extension nuts height 3 x d 4 pieces spherical washers acc. to DIN 6319 C and 4 pieces conical seats acc. to DIN 6319 G 4 pieces washers for clamping devices acc. to DIN 6340	
M16X18	1	16227.160.018	Packed in wooden case Content: 2 pieces bolts and screws for T-slots acc. to DIN 787 length 63 mm 4 pieces bolts and screws for T-slots acc. to DIN 787 length 100 mm 4 pieces nuts for T-slots acc. to DIN 508 4 pieces studs for T-slots acc. to DIN 6379 length 80 mm 4 pieces studs for T-slots acc. to DIN 6379 length 125 mm 4 pieces studs for T-slots acc. to DIN 6379 length 160 mm 4 pieces studs for T-slots acc. to DIN 6379 length 250 mm 4 pieces hexagon nuts 1,5 d acc. to DIN 6330 B 4 pieces extension nuts height 3 x d 4 pieces spherical washers acc. to DIN 6319 C and 4 pieces conical seats acc. to DIN 6319 G 4 pieces washers for clamping devices acc. to DIN 6340	

FABORY

16228	Assorted fasteners for T-slots No. 6530 / Opspan-T assortiment voor T-gleuven No. 6530 / Boîte d'assortiment pour rainure en T No. 6530	F85A

Material Steel
Surface treatment Plain



Size	✉	Art.number	
M10X10	1	16228.100.010	Packed in wooden case with detachable lid Content: 4 pieces step clamps 11 x 80 mm 4 pieces universal step blocks no. 1 4 pieces universal step blocks no. 2 4 pieces universal step blocks no. 3 2 pieces bolts and screws for T-slots acc. to DIN 787 length 40 mm 4 pieces bolts and screws for T-slots acc. to DIN 787 length 63 mm 4 pieces bolts and screws for T-slots acc. to DIN 787 length 100 mm 4 pieces studs for T-slots acc. to DIN 6379 length 80 mm 6 pieces hexagon nuts 1,5 d acc. to DIN 6330 B 4 pieces extension nuts height 3 x d 6 pieces conical seats acc. to ≈ DIN 6319 G 4 pieces low-height clamping jaws (incl. hexagon socket head cap screws acc. to DIN 912, hexagon socket screw keys acc. to DIN 911 and nuts for T-slots acc. to DIN 508) 1 piece ring spanner 17 mm
M12X14	1	16228.120.014	Packed in wooden case with detachable lid Content: 4 pieces step clamps 14 x 100 mm 4 pieces universal step blocks no. 2 4 pieces universal step blocks no. 3 2 pieces bolts and screws for T-slots acc. to DIN 787 length 50 mm 4 pieces bolts and screws for T-slots acc. to DIN 787 length 80 mm 4 pieces bolts and screws for T-slots acc. to DIN 787 length 125 mm 4 pieces studs for T-slots acc. to DIN 6379 length 100 mm 6 pieces hexagon nuts 1,5 d acc. to DIN 6330 B 4 pieces extension nuts height 3 x d 6 pieces conical seats acc. to ≈ DIN 6319 G 4 pieces low-height clamping jaws (incl. hexagon socket head cap screws acc. to DIN 912, hexagon socket screw keys acc. to DIN 911 and nuts for T-slots acc. to DIN 508) 1 piece ring spanner 19 mm 1 piece T-slot scraper
M16X18	1	16228.160.018	Packed in wooden case with detachable lid Content: 4 pieces step clamps 18 x 125 mm 4 pieces universal step blocks no. 2 4 pieces universal step blocks no. 3 2 pieces bolts and screws for T-slots acc. to DIN 787 length 63 mm 4 pieces bolts and screws for T-slots acc. to DIN 787 length 100 mm 4 pieces bolts and screws for T-slots acc. to DIN 787 length 160 mm 4 pieces studs for T-slots acc. to DIN 6379 length 125 mm 6 pieces hexagon nuts 1,5 d acc. to DIN 6330 B 4 pieces extension nuts height 3 x d 6 pieces conical seats acc. to ≈ DIN 6319 G 4 pieces low-height clamping jaws (incl. hexagon socket head cap screws acc. to DIN 912, hexagon socket screw keys acc. to DIN 911 and nuts for T-slots acc. to DIN 508) 1 piece ring spanner 24 mm 1 piece T-slot scraper







Connector sleeve joint

Recht koppelstuk / Manchon de raccordement



73901 **Connector sleeve joint type 149 / Recht koppelstuk type 149 / Manchon de raccordement type 149** **V40A**

Material Cast iron
Surface treatment Hot dip galvanized



d	✉	Art.number	d	✉	Art.number	d	✉	Art.number
A-26,9mm*	1	73901.269.001	C-42,4mm*	1	73901.424.001	E-60,3mm*	1	73901.603.001
B-33,7mm*	1	73901.337.001	D-48,3mm*	1	73901.483.001			

Expanding connector

Koppelstuk inwendig / Connecteur expansible



73902 **Expanding connector type 150 / Koppelstuk inwendig type 150 / Connecteur expansible type 150** **V40A**

Material Cast iron
Surface treatment Hot dip galvanized



d	✉	Art.number	d	✉	Art.number	d	✉	Art.number
B-33,7mm*	1	73902.337.001	C-42,4mm*	1	73902.424.001	D-48,3mm*	1	73902.483.001

FABORY

Elbow 90 degrees

Knie 90 graden / Coude 90 degrés



73903 **Elbow 90 degrees type 125 / Knie 90 graden type 125 / Coude 90 degrés type 125** **V40A**

Material Cast iron
Surface treatment Hot dip galvanized



d	✉	Art.number	d	✉	Art.number	d	✉	Art.number
A-26,9mm	1	73903.269.001	C-42,4mm	1	73903.424.001	E-60,3mm*	1	73903.603.001
B-33,7mm	1	73903.337.001	D-48,3mm*	1	73903.483.001			

Tee short

T-stuk kort / Tee court



73904 **Tee short type 101 / T-stuk kort type 101 / Tee court type 101** **V40A**

Material Cast iron
Surface treatment Hot dip galvanized



d	✉	Art.number	d	✉	Art.number	d	✉	Art.number
A-26,9mm*	1	73904.269.001	C-42,4mm*	1	73904.424.001	E-60,3mm*	1	73904.603.001
B-33,7mm*	1	73904.337.001	D-48,3mm*	1	73904.483.001			

Tee long

T-stuk lang / Tee long



73905 **Tee long type 104 / T-stuk lang type 104 / Tee long type 104** **V40A**

Material Cast iron
Surface treatment Hot dip galvanized



d	✉	Art.number	d	✉	Art.number	d	✉	Art.number
A-26,9mm*	1	73905.269.001	C-42,4mm	1	73905.424.001	E-60,3mm*	1	73905.603.001
B-33,7mm*	1	73905.337.001	D-48,3mm*	1	73905.483.001			

Elbow 15-60 degrees

Variabele knie 15-60 graden / Coude 15-60 degrés



73933 **Elbow 15-60 degrees type 124 / Variabele knie 15-60 graden type 124 / Coude 15-60 degrés type 124** **V40A**

Material Cast iron
Surface treatment Hot dip galvanized



d	✉	Art.number	d	✉	Art.number	d	✉	Art.number
B-33,7mm*	1	73933.337.001	C-42,4mm*	1	73933.424.001	D-48,3mm*	1	73933.483.001

Combination fitting 2-way

2-Weg combinatiefitting / Combinaison de raccords à 2 voies



73934	Combination fitting 2-way type 147 / 2-weg Combinatiefitting type 147 / Raccord combiné à 2 voies type 147	V40A

Material Cast iron
Surface treatment Hot dip galvanized



d	✉	Art.number
D-48,3mm*	1	73934.483.001

Base swivel

Verankering/scharniersteun / Base pivotante



73935	Base swivel type 169M / Verankering/scharniersteun type 169M / Base pivotante type 169M	V40A

Material Cast iron
Surface treatment Hot dip galvanized



Type	✉	Art.number
169M*	1	73935.169.001

10

Base flange

Voetplaat / Bride de base



73906 **Base flange type 131 / Voetplaat type 131 / Bride de base type 131** **V40A**

Material Cast iron
Surface treatment Hot dip galvanized



d	✉	Art.number	d	✉	Art.number	d	✉	Art.number
A-26,9mm*	1	73906.269.001	C-42,4mm*	1	73906.424.001	E-60,3mm*	1	73906.603.001
B-33,7mm	1	73906.337.001	D-48,3mm*	1	73906.483.001			

Base railing, flange

Voetplaat hoog / Rampe de base, bride



73907 **Base railing, flange type 132 / Voetplaat hoog type 132 / Rampe de base, bride type 132** **V40A**

Material Cast iron
Surface treatment Hot dip galvanized



d	✉	Art.number	d	✉	Art.number	d	✉	Art.number
A-26,9mm*	1	73907.269.001	C-42,4mm*	1	73907.424.001	E-60,3mm*	1	73907.603.001
B-33,7mm*	1	73907.337.001	D-48,3mm*	1	73907.483.001			

FABORY

Base ground, flange

Grondpot / Base, bride



73936	Base ground, flange type 134 / Grondpot type 134 / Base, bride type 134	V40A

Material Cast iron
Surface treatment Hot dip galvanized



d	✉	Art.number	d	✉	Art.number	d	✉	Art.number
B-33,7mm*	1	73936.337.001	C-42,4mm*	1	73936.424.001	D-48,3mm*	1	73936.483.001

Bracket vertical

Afstandsbus verticaal / Crochet vertical



73937	Bracket vertical type 144 / Afstandsbus verticaal type 144 / Crochet vertical type 144	V40A

Material Cast iron
Surface treatment Hot dip galvanized



d	✉	Art.number	d	✉	Art.number	d	✉	Art.number
B-33,7mm*	1	73937.337.001	C-42,4mm*	1	73937.424.001	D-48,3mm*	1	73937.483.001

10

Bracket horizontal

Afstandsbus horizontaal / Crochet horizontal



73938	Bracket horizontal type 145 / Afstandsbus horizontaal type 145 / Crochet horizontal type 145	V40A
Material	Cast iron	
Surface treatment	Hot dip galvanized	



d	✉	Art.number	d	✉	Art.number	d	✉	Art.number
B-33,7mm*	1	73938.337.001	C-42,4mm*	1	73938.424.001	D-48,3mm*	1	73938.483.001

Bracket

Wandbus / Crochet



73939	Bracket type 146 / Wandbus type 146 / Crochet type 146	V40A
Material	Cast iron	
Surface treatment	Hot dip galvanized	



d	✉	Art.number	d	✉	Art.number	d	✉	Art.number
B-33,7mm*	1	73939.337.001	C-42,4mm*	1	73939.424.001	D-48,3mm*	1	73939.483.001

FABORY

Wall bracket

Muur afstandsklem / Support mural



73908	Wall bracket type 143W / Muur afstandsklem type 143W / Support mural type 143W	V40A
Material	Cast iron	
Surface treatment	Hot dip galvanized	



d	✉	Art.number	d	✉	Art.number	d	✉	Art.number
W-A-26,9mm*	1	73908.269.001	W-C-42,4mm*	1	73908.424.001	W-D-48,3mm*	1	73908.483.001
W-B-33,7mm*	1	73908.337.001						

Tee short 30-60 degrees

T-schoorklem 30-60 graden / Tee court 30-60 degrés



73940	Tee short 30-60 degrees type 129 / T-schoorklem 30-60 graden type 129 / Tee court 30-60 degrés type 129	V40A
Material	Cast iron	
Surface treatment	Hot dip galvanized	



d	✉	Art.number	d	✉	Art.number	d	✉	Art.number
B-33,7mm*	1	73940.337.001	C-42,4mm*	1	73940.424.001	D-48,3mm*	1	73940.483.001

10

Elbow 90 degrees 3-way

3-Weg 90 graden knie / Coude 90° à 3 voies



73909 **Elbow 90 degrees 3-way type 128 / 3-weg 90 graden knie type 128 / Coude 90 degrées à 3 voies type 128** **V40A**

Material Cast iron
Surface treatment Hot dip galvanized



d	✉	Art.number	d	✉	Art.number	d	✉	Art.number
A-26,9mm*	1	73909.269.001	C-42,4mm	1	73909.424.001	E-60,3mm*	1	73909.603.001
B-33,7mm*	1	73909.337.001	D-48,3mm*	1	73909.483.001			

Corner 90 degrees 4-way

4-Weg 90 graden hoekklem / Angle 90° à 4 voies



73910 **Corner 90 degrees 4-way type 116 / 4-weg 90 graden hoekklem type 116 / Angle 90° à 4 voies type 116** **V40A**

Material Cast iron
Surface treatment Hot dip galvanized



d	✉	Art.number	d	✉	Art.number	d	✉	Art.number
A-26,9mm*	1	73910.269.001	C-42,4mm*	1	73910.424.001	E-60,3mm*	1	73910.603.001
B-33,7mm*	1	73910.337.001	D-48,3mm*	1	73910.483.001			

FABORY

Cross 2 socket 90 degrees 2-way

2-Weg 90 graden koppelstuk / Connecteur transversale 90° à 2 voies



73911	Cross 2 socket 90 degrees 2-way type 119 / 2-weg 90 graden koppelstuk type 119 / Connecteur transversale 90 degrées à 2 voies type 119	V40A

Material Cast iron
Surface treatment Hot dip galvanized



d	✉	Art.number	d	✉	Art.number	d	✉	Art.number
A-26,9mm*	1	73911.269.001	C-42,4mm*	1	73911.424.001	E-60,3mm*	1	73911.603.001
B-33,7mm*	1	73911.337.001	D-48,3mm*	1	73911.483.001			

Cross side outlet 90 degrees 3-way

3-Weg 90 graden koppelstuk / Connecteur latérale 90° à 3 voies



73912	Cross side outlet 90 degrees 3-way type 176 / 3-weg 90 graden koppelstuk type 176 / Connecteur latérale 90 degrées à 3 voies type 176	V40A

Material Cast iron
Surface treatment Hot dip galvanized



d	✉	Art.number	d	✉	Art.number	d	✉	Art.number
A-26,9mm*	1	73912.269.001	C-42,4mm*	1	73912.424.001	E-60,3mm*	1	73912.603.001
B-33,7mm*	1	73912.337.001	D-48,3mm*	1	73912.483.001			

Cross 90 degrees 4-way

4-Weg 90 graden koppelstuk / Connecteur 90° à 4 voies



73913 **Cross 90 degrees 4-way type 158 / 4-weg 90 graden koppelstuk type 158 / Connecteur 90 degrées à 4 voies type 158** **V40A**

Material Cast iron
Surface treatment Hot dip galvanized



d	✉	Art.number	d	✉	Art.number	d	✉	Art.number
B-33,7mm*	1	73913.337.001	C-42,4mm*	1	73913.424.001	D-48,3mm*	1	73913.483.001

2-part Swivel

2-delig scharnier T-klem kort / Pivot en deux parties



73927 **2-part Swivel type 148 / 2-delig scharnier T-klem kort type 148 / Pivot en deux parties type 148** **V40A**

Material Cast iron
Surface treatment Hot dip galvanized



d	✉	Art.number	d	✉	Art.number	d	✉	Art.number
A-26,9mm*	1	73927.269.001	C-42,4mm*	1	73927.424.001	D-48,3mm*	1	73927.483.001
B-33,7mm*	1	73927.337.001						

FABORY

Adjustable T-fitting 30-45 degrees closed

Koppelstuk 30-45 graden dicht / Raccord en T ajustable fermé à 30-45 degrés



73941	Adjustable T-fitting 30-45 degrees closed type 127 / Koppelstuk 30-45 graden dicht type 127 / Raccord en T ajustable fermé à 30-45 degrés type 127	V40A

Material Cast iron
Surface treatment Hot dip galvanized



d	✉	Art.number	d	✉	Art.number
C-42,4mm*	1	73941.424.001	D-48,3mm*	1	73941.483.001

Adjustable fitting 30-45 degrees open

Koppelstuk 30-45 graden open / Raccord ajustable ouvert à 30-45 degrés



73942	Adjustable fitting 30-45 degrees open type 130 / Koppelstuk 30-45 graden open type 130 / Raccord ajustable ouvert à 30-45 degrés type 130	V40A

Material Cast iron
Surface treatment Hot dip galvanized



d	✉	Art.number	d	✉	Art.number
C-42,4mm*	1	73942.424.001	D-48,3mm*	1	73942.483.001

10

Collar

Klemring / Collier



73943 **Collar type 179 / Klemring type 179 / Collier type 179** **V40A**

Material Cast iron
Surface treatment Hot dip galvanized



d	✉	Art.number	d	✉	Art.number	d	✉	Art.number
A-26,9mm*	1	73943.269.001	C-42,4mm*	1	73943.424.001	D-48,3mm*	1	73943.483.001
B-33,7mm*	1	73943.337.001						

Gate fitting eye

Klemring hekscharnier V / Oeillet de fixation du portail



73919 **Gate fitting eye F type 138 / Klemring hekscharnier V type 138 / Oeillet de fixation du portail F type 138** **V40A**

Material Cast iron
Surface treatment Hot dip galvanized



d	✉	Art.number	d	✉	Art.number	d	✉	Art.number
B-33,7mm*	1	73919.337.001	C-42,4mm*	1	73919.424.001	D-48,3mm*	1	73919.483.001

FABORY

Gate fitting hinge

Klemring hekscharnier M / Charnière de fixation de porte



73918	Gate fitting hinge M type 140 / Klemring hekscharnier M type 140 / Charnière de fixation de porte M type 140	V40A
Material	Cast iron	
Surface treatment	Hot dip galvanized	



d	✉	Art.number	d	✉	Art.number	d	✉	Art.number
B-33,7mm*	1	73918.337.001	C-42,4mm*	1	73918.424.001	D-48,3mm*	1	73918.483.001

Collar with hook

Klemring met haak / Collier avec crochet



73944	Collar with hook type 182 / Klemring met haak type 182 / Collier avec crochet type 182	V40A
Material	Cast iron	
Surface treatment	Hot dip galvanized	



d	✉	Art.number
D-48,3mm*	1	73944.483.001

10

Fixing pad

Klemring plaatmontage / Collier de fixation



73914 **Fixing pad type 199 / Klemring plaatmontage type 199 / Collier de fixation type 199** **V40A**

Material Cast iron
Surface treatment Hot dip galvanized



d	✉	Art.number	d	✉	Art.number	d	✉	Art.number
B-33,7mm*	1	73914.337.001	C-42,4mm*	1	73914.424.001	D-48,3mm*	1	73914.483.001

Fixing pad double

Klemring plaatmontage dubbel / Collier de fixation double



73915 **Fixing pad double type 198 / Klemring plaatmontage dubbel type 198 / Collier de fixation double type 198** **V40A**

Material Cast iron
Surface treatment Hot dip galvanized



d	✉	Art.number	d	✉	Art.number	d	✉	Art.number
B-33,7mm*	1	73915.337.001	C-42,4mm*	1	73915.424.001	D-48,3mm*	1	73915.483.001

FABORY

Swivel male

Scharnierdeel M / Pivotement mâle



73916 **Swivel male type 173M / Scharnierdeel type 173M / Pivotement mâle type 173M** **V40A**

Material Cast iron
Surface treatment Hot dip galvanized



d	✉	Art.number	d	✉	Art.number	d	✉	Art.number
M-B-33,7mm*	1	73916.337.001	M-D-48,3mm*	1	73916.483.001	M-E-60,3mm*	1	73916.603.001
M-C-42,4mm*	1	73916.424.001						

Swivel female

Scharnierdeel V / Pivotement femme



73917 **Swivel female type 173F / Scharnierdeel V type 173F / Pivotement femelle type 173F** **V40A**

Material Cast iron
Surface treatment Hot dip galvanized



d	✉	Art.number	d	✉	Art.number	d	✉	Art.number
F-B-33,7mm*	1	73917.337.001	F-D-48,3mm*	1	73917.483.001	F-E-60,3mm*	1	73917.603.001
F-C-42,4mm*	1	73917.424.001						

Swivel double male

Scharnierdeel M dubbel / Pivotement double mâle



73920 **Swivel double male type 167M / Scharnierdeel M dubbel type 167M / Pivotement double mâle type 167M** **V40A**

Material Cast iron
Surface treatment Hot dip galvanized



d	✉	Art.number	d	✉	Art.number	d	✉	Art.number
M-B-33,7mm*	1	73920.337.001	M-D-48,3mm*	1	73920.483.001	M-E-60,3mm*	1	73920.603.001
M-C-42,4mm*	1	73920.424.001						

Swivel double male 90 degrees

Scharnierdeel M dubbel 90 graden / Pivotement double mâle à 90 degrés



73921 **Swivel double male 90 degrees type 168M / Scharnierdeel M dubbel 90 graden type 168M / Pivotement double mâle à 90 degrés type 168M** **V40A**

Material Cast iron
Surface treatment Hot dip galvanized



d	✉	Art.number	d	✉	Art.number	d	✉	Art.number
M-B-33,7mm*	1	73921.337.001	M-D-48,3mm*	1	73921.483.001	M-E-60,3mm*	1	73921.603.001
M-C-42,4mm*	1	73921.424.001						

FABORY

Crossover 90 degrees

Kruisstuk 90 graden / Croisement à 90 degrés



73922 **Crossover 90 degrees type 161 / Kruisstuk 90 graden type 161 / Croisement à 90 degrés type 161** **V40A**

Material Cast iron
Surface treatment Hot dip galvanized



d	✉	Art.number	d	✉	Art.number	d	✉	Art.number
A-26,9mm*	1	73922.269.001	C-42,4mm*	1	73922.424.001	E-60,3mm*	1	73922.603.001
B-33,7mm*	1	73922.337.001	D-48,3mm*	1	73922.483.001			

Clamp on fitting T

Open T-stuk / Clamp sur le raccord T



73928 **Clamp on fitting T type 135 / Open T-stuk type 135 / Clamp sur le raccord T type 135** **V40A**

Material Cast iron
Surface treatment Hot dip galvanized



d	✉	Art.number	d	✉	Art.number	d	✉	Art.number
B-33,7mm*	1	73928.337.001	C-42,4mm*	1	73928.424.001	D-48,3mm*	1	73928.483.001

10

Clamp on fitting T hinged

Open T-stuk scharnierend / Clamp sur le raccord T à charnière



73945 **Clamp on fitting T type 136 / Open T-stuk scharnierend type 136 / Clamp sur le raccord T à charnière type 136** **V40A**

Material Cast iron
Surface treatment Hot dip galvanized



d	✉	Art.number	d	✉	Art.number
C-42,4mm*	1	73945.424.001	D-48,3mm*	1	73945.483.001

Clamp on fitting

Kruisstuk invoegbaar / Clamp sur le raccord



73946 **Clamp on fitting type 160 / Kruisstuk invoegbaar type 160 / Clamp sur le raccord type 160** **V40A**

Material Cast iron
Surface treatment Hot dip galvanized



d	✉	Art.number	d	✉	Art.number	d	✉	Art.number
B-33,7mm*	1	73946.337.001	C-42,4mm*	1	73946.424.001	D-48,3mm*	1	73946.483.001

FABORY

Combination fitting 3-way

3-Weg combinatie koppelstuk / Combinaison de raccords à 3 voies



73947 **Combination fitting 3-way type 165 / 3-weg Combinatie koppelstuk type 165 / Raccord combiné à 3 voies type 165** **V40A**

Material Cast iron
Surface treatment Hot dip galvanized



d	✉	Art.number	d	✉	Art.number	d	✉	Art.number
B-33,7mm*	1	73947.337.001	C-42,4mm*	1	73947.424.001	D-48,3mm*	1	73947.483.001

Swivel combination single swivel

1-poot Schoorklem / Combinaison pivotante simple pivotement



73923 **Swivel combination single swivel type 173 / 1-poot Schoorklem type 173 / Combinaison pivotante simple pivotement type 173** **V40A**

Material Cast iron
Surface treatment Hot dip galvanized



d	✉	Art.number	d	✉	Art.number	d	✉	Art.number
A-26,9mm*	1	73923.269.001	C-42,4mm*	1	73923.424.001	E-60,3mm*	1	73923.603.001
B-33,7mm*	1	73923.337.001	D-48,3mm*	1	73923.483.001			

10

Swivel combination base swivel

Wandschoorklem / Combinaison pivotante pivot de base



73924 **Swivel combination base swivel type 169 / Wandschoorklem type 169 / Combinaison pivotante pivot de base type 169** **V40A**

Material Cast iron
Surface treatment Hot dip galvanized



d	✉	Art.number	d	✉	Art.number	d	✉	Art.number
B-33,7mm*	1	73924.337.001	D-48,3mm*	1	73924.483.001	E-60,3mm*	1	73924.603.001
C-42,4mm*	1	73924.424.001						

Swivel combination double swivel

2-poot Schoorklem / Combinaison pivotante double pivotement



73925 **Swivel combination double swivel type 167 / 2-poot Schoorklem type 167 / Combinaison pivotante double pivotement type 167** **V40A**

Material Cast iron
Surface treatment Hot dip galvanized



d	✉	Art.number	d	✉	Art.number	d	✉	Art.number
B-33,7mm*	1	73925.337.001	C-42,4mm*	1	73925.424.001	D-48,3mm*	1	73925.483.001

FABORY

Swivel combination corner swivel

3-poot hoekschoorklem / Combinaison pivotante pivot d'angle



73926 **Swivel combination corner swivel type 168 / 3-poot hoekschoorklem type 168 / Combinaison pivotante pivot d'angle type 168** **V40A**

Material Cast iron
Surface treatment Hot dip galvanized

RoHS



d	✉	Art.number	d	✉	Art.number	d	✉	Art.number
B-33,7mm*	1	73926.337.001	C-42,4mm*	1	73926.424.001	D-48,3mm*	1	73926.483.001

Accessories for tube clamp fitings

Onderdelen voor buisklemmen / Accessoires pour raccords de colliers de serrage



Article groups

Thread	Driving features	Material	Code	Page
		Plastic	73930	10-114
UNC	Hexagon socket	St.st. AISI410	73931	10-114

10

73930 **Plastic end cap type 133 / Plastic eindkap type 133 / Bouchon en plastique type 133** **V40A**

Material Plastic



d	✉	Art.number	d	✉	Art.number	d	✉	Art.number
A-26,9mm*	1	73930.269.001	C-42,4mm*	1	73930.424.001	E-60,3mm*	1	73930.603.001
B-33,7mm*	1	73930.337.001	D-48,3mm*	1	73930.483.001			

73931 **Set screw UNC type 300 / Stelschroef UNC type 300 / Vis sans tête UNC type 300** **V40A**

Thread Unified National Coarse
Material Stainless steel AISI410

RoHS



Size	✉	Art.number	Size	✉	Art.number
1/4-AB*	1	73931.063.001	5/16-CDE*	1	73931.079.001

Tool for tube clamp fittings

Gereedschap voor buisklemmen / Outil pour les raccords de colliers de serrage



73932 **Hexagon key type 301 / Stiftsleutel type 301 / Clé hexagonale de type 301** **V40A**

Material Steel
Surface treatment Zinc plated



Size	✉	Art.number	Size	✉	Art.number
1/4-AB*	1	73932.063.001	5/16-CDE*	1	73932.079.001

Slotted screw insert

Inschroefmoer met zaaggleuf / Écrou à visser fendu

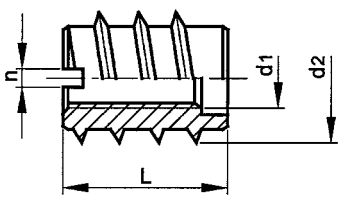

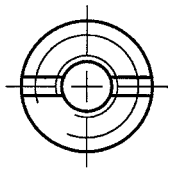

DIN 7965

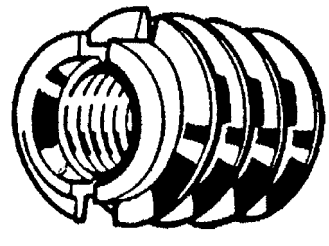

Technical Data

d_1	d_2	n	P	Pilot hole ø
M3	6	1	0.50	5
M4	8	1.2	0.70	6
M5	10	1.6	0.80	8-8.5
M6	12	2	1.00	9-10.3
M8x15 (≠DIN)	14	2.5	1.25	12
M8x18	16	2.5	1.25	13-13.5
M8x30	16	2.5	1.25	13-13.5
M10	18.5	3	1.50	16.5-15.7
M12	22	3	1.75	19

It is recommended that the exact pilot hole diameter selection is made on basis of tests.

Article groups

Thread	Driving features	Material	Surface treatment	Code	Page
M	Slotted	St.	ZPL	14411	10-115
M	Slotted	Br.		47700	10-116

14411 **Slotted screw insert type A / Inschroefmoer met zaaggleuf type A / Écrou à visser fendu type A** **F01F**

Thread Metric thread
Material Steel
Surface treatment Zinc plated

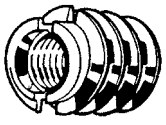

d_1 x L	✉	Art.number	d_1 x L	✉	Art.number	d_1 x L	✉	Art.number
M3X8	100	14411.030.008	M4X15*	100	14411.040.015	M5X20*	100	14411.050.020
M3X10*	100	14411.030.010						
M3X12*	100	14411.030.012	M5X10	100	14411.050.010	M6X12	100	14411.060.012
			M5X12	100	14411.050.012	M6X15	100	14411.060.015
M4X8	100	14411.040.008	M5X15*	100	14411.050.015	M6X18*	100	14411.060.018
M4X10	100	14411.040.010	M5X18*	100	14411.050.018	M6X20*	100	14411.060.020
M4X12	100	14411.040.012						

14411 **Slotted screw insert type A / Inschroefmoer met zaaggleuf type A / Écrou à visser fendu type A** ←

d_1 x L	✉	Art.number	d_1 x L	✉	Art.number	d_1 x L	✉	Art.number
M6X25*	100	14411.060.025	M8X30	100	14411.080.030	M10X40*	100	14411.100.040
M6X30*	100	14411.060.030						
			M10X20	100	14411.100.020	M12X25*	100	14411.120.025
M8X15	100	14411.080.014	M10X25	100	14411.100.025	M12X30	100	14411.120.030
M8X18	100	14411.080.018	M10X30*	100	14411.100.030			

47700 **Slotted screw insert type A / Inschroefmoer met zaaggleuf type A / Écrou à visser fendu type A** **F01A**

Thread Metric thread
Material Brass

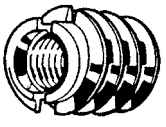

d_1 x L	✉	Art.number	d_1 x L	✉	Art.number	d_1 x L	✉	Art.number
M3X8*	100	47700.030.008	M5X12*	100	47700.050.012	M8X30*	100	47700.080.030
M3X10*	100	47700.030.010	M5X15*	100	47700.050.015			
			M5X20*	100	47700.050.020	M10X20*	100	47700.100.020
M4X8*	100	47700.040.008				M10X25*	100	47700.100.025
M4X10*	100	47700.040.010	M6X15*	100	47700.060.015	M10X30*	100	47700.100.030
M4X12*	100	47700.040.012	M6X20*	100	47700.060.020			
M4X15*	100	47700.040.015	M6X30*	100	47700.060.030	M12X25*	100	47700.120.025
						M12X30*	50	47700.120.030
M5X10*	100	47700.050.010	M8X18*	100	47700.080.018			

Hexagon socket screw insert

Inschroefmoer met binnenzeskant / Écrou à tête à six pans creux

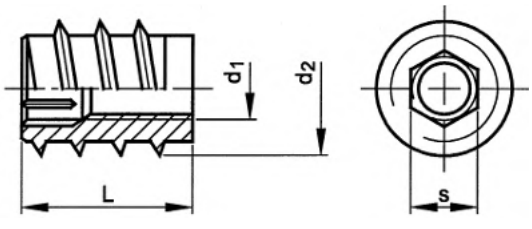

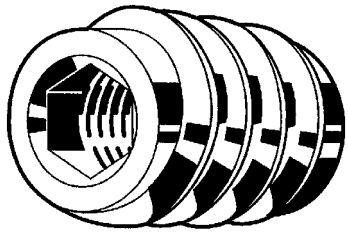

Technical Data

d_1	d_2	P	Pilot hole ø	s
M4	8	0.70	7-7.5	4
M5	10	0.80	8-8.5	5
M6	12	1.00	10-10.5	6
M8	14	1.25	12-12.5	8
M8x23	16	1.25	14-14.5	8
M10	18.5	1.50	16-16.5	10

It is recommended that the exact pilot hole diameter selection is made on basis of tests.

14439 **Hexagon socket screw insert type SK / Inschroefmoer met binnenzeskant type SK / Écrou à visser à six pans creux type SK** **F01F**

Thread Metric thread
Material Steel
Surface treatment Zinc plated

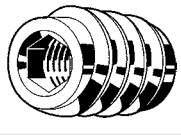

d_1 x L	✉	Art.number	d_1 x L	✉	Art.number	d_1 x L	✉	Art.number
M4X10	100	14439.040.010	M6X12	100	14439.060.012	M8X15	100	14439.080.015
			M6X15	100	14439.060.015	M8X23	100	14439.080.023
M5X12	100	14439.050.012	M6X20	100	14439.060.020			
						M10X25	100	14439.100.025

Hexagon socket screw insert with collar

Binnenzeskant inschroefmoer met kraag / Ecrou à visser avec collerette et à six pans creux

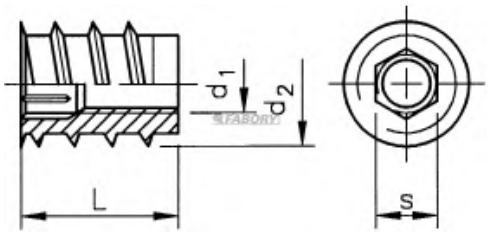

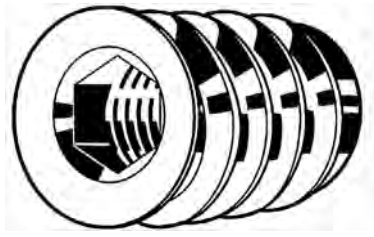

Technical Data

d_1	d_2	P	Pilot hole ø	s
M4	8	0.70	6.5-7	4
M5	10	0.80	9	5
M6	12	1.00	10-10.5	6
M8	14	1.25	12-12.5	8
M10	18.5	1.50	16-16.5	10

It is recommended that the exact pilot hole diameter selection is made on basis of tests.

14440 **Hexagon socket screw insert with collar type SKD / Inschroefmoer met kraag en binnenzeskant type SKD / Ecrou à visser avec collerette et à six pans creux type SKD** **F01F**

Thread Metric thread
Material Steel
Surface treatment Zinc plated



d_1 x L	✉	Art.number	d_1 x L	✉	Art.number	d_1 x L	✉	Art.number
M4X10	100	14440.040.010	M6X15	100	14440.060.015	M8X18	100	14440.080.018
M5X12	100	14440.050.012	M6X18	100	14440.060.018	M10X20	100	14440.100.020

10

FABORY

Hexagon socket screw insert with collar

Inschroefmoer met kraag en binnenzeskant / Écrou à tête à collerette à six pans creux

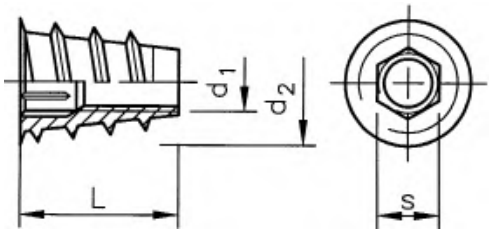

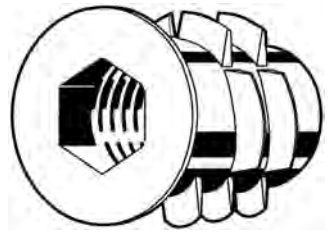

Technical Data

d_1	d_2	Hole ø (max.)	Hole ø (min.)	P	s
M4	8.5	6	5.7	0.70	4
M5	11.5	8	7.7	0.80	5
M6	12.5	9	8.7	1.00	6
M8	14.5	11	10.7	1.25	8
M10	16	12.5	12.2	1.50	10

It is recommended that the exact pilot hole diameter selection is made on basis of tests.

14446 **Hexagon socket screw insert with collar type SKDZ / Inschroefmoer met kraag en binnenzeskant type SKDZ / Écrou à tête à collerette à six pans creux type SKDZ** **F01F**

Thread Metric thread
Material Die cast zinc
Surface treatment Zinc plated yellow passivated

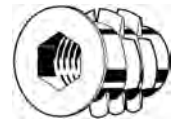

d_1 x L	✉	Art.number	d_1 x L	✉	Art.number	d_1 x L	✉	Art.number
M4X10	100	14446.040.010	M6X10	100	14446.060.010	M8X25	100	14446.080.025
			M6X13	100	14446.060.013			
M5X10	100	14446.050.010				M10X13	100	14446.100.013
M5X13	100	14446.050.013	M8X13	100	14446.080.013	M10X25	100	14446.100.025

10

Knock-in insert with collar

Inslagmoer met kraag / Écrou à enfoncer

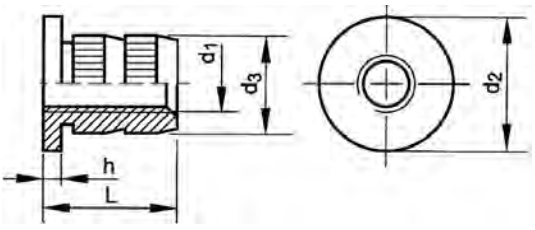

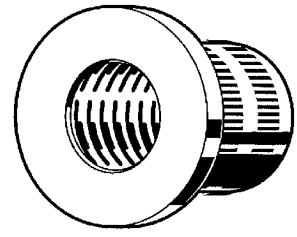

Technical Data

d_1	d_2	d_3	h	L	P	Pilot hole ø
M4	8	5.5	1	8	0.70	5
M5	10	6.5	1.3	10	0.80	6
M6	12	8.5	1.5	12	1.00	8
M8	15	10.5	2	12	1.25	10
M10	18.5	12.5	2	12	1.50	12

It is recommended that the exact pilot hole diameter selection is made on basis of tests.

14444 **Knock-in insert with collar type TS / Inslagmoer met kraag type TS / Écrou à enfoncer type TS** **F01F**

Thread Metric thread
Material Steel
Surface treatment Zinc plated

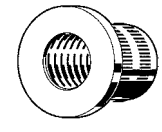

d_1	✉	Art.number	d_1	✉	Art.number	d_1	✉	Art.number
M4	100	14444.040.001	M6	100	14444.060.001	M10	100	14444.100.001
M5	100	14444.050.001	M8	100	14444.080.001			

Drive-in nut for wood

Inslagmoer voor hout / Écrou à enfoncer pour bois

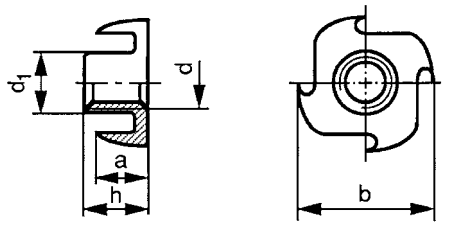



10

Technical Data

d	a	b	d_1	P
M3	3.5	13	4.3	0.50
M4	5	15	5	0.70
M5	7	17	6.5	0.80
M6	7	19	7.5	1.00
M8	9	22	10	1.25
M10	9	25	11.9	1.50
M12	9.5	27	13.7	1.75

Article groups

Thread	Material	Surface treatment	Code	Page
M	St.	Plain	14100	10-120
M	St.	ZPL	14110	10-120

FABORY

14100 **Drive-in nut for wood / Inslagmoer voor hout / Écrou à enfoncer pour bois** **F01F**

Thread Metric thread
Material Steel
Surface treatment Plain



d x h	✉	Art.number	d x h	✉	Art.number	d x h	✉	Art.number
M4X8	500	14100.040.001	M6X9	500	14100.060.001	M8X11	500	14100.080.001
M5X8	500	14100.050.001				M10X12	250	14100.100.001

14110 **Drive-in nut for wood / Inslagmoer voor hout / Écrou à enfoncer pour bois** **F01F**

Thread Metric thread
Material Steel
Surface treatment Zinc plated



d x h	✉	Art.number	d x h	✉	Art.number	d x h	✉	Art.number
M4X8	500	14110.040.001	M6X12	500	14110.060.001	M10X13	250	14110.100.001
M4X6*	200	14110.040.002	M6X9	500	14110.060.002	M10X12*	100	14110.100.002
M5X8	500	14110.050.001	M8X15	500	14110.080.001	M12X14	100	14110.120.001

Knurled nut

Kartelmoer / Écrou moleté

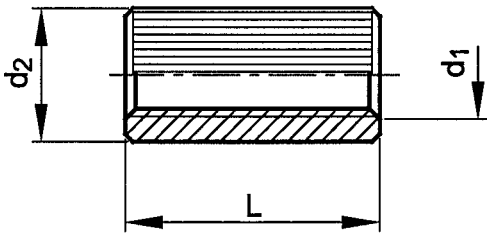



14443 **Knurled nut type RM / Kartelmoer type RM / Écrou moleté type RM** **F01F**

Thread Metric thread
Material Steel
Surface treatment Zinc plated

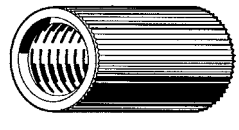

d_1 x d_2 x L	✉	Art.number	d_1 x d_2 x L	✉	Art.number
M6X10X15	100	14443.060.015	M6X10X18	100	14443.060.018

10

Hexagon socket dowel nut

Ronde moer met binnenzeskant / Écrou cylindrique à six pans creux

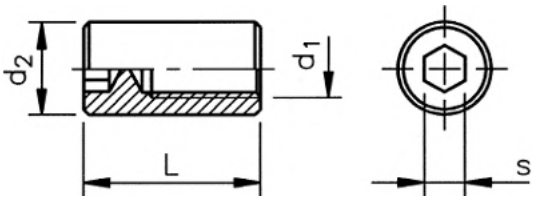



14445 **Hexagon socket dowel nut type RSK / Ronde moer met binnenzeskant type RSK / Écrou cylindrique à six pans creux type RSK** **F01F**

Thread	Metric thread
Material	Steel
Surface treatment	Zinc plated

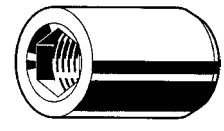

d_1 x d_2 x L	✉	Art.number	d_1 x d_2 x L	✉	Art.number
M6X10X16 (s=5)	100	14445.060.016	M6X10X20 (s=5)	100	14445.060.020

Hexagon socket mushroom head cap screw

Laagbolkopschroef met binnenzeskant / Vis à métaux à tête cylindrique bombée plate à six pans creux type KT

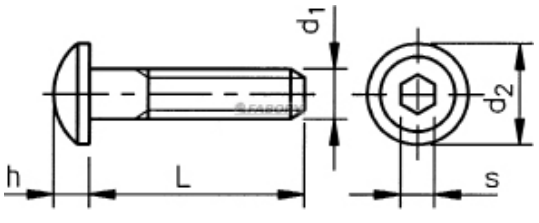

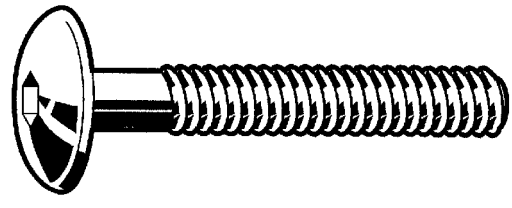

Technical Data

d_1	d_2	h	P	s
M6	15	3.3	1.00	4

10

14442 **Hexagon socket mushroom head cap screw type KT / Laagbolkopschroef met binnenzeskant type KT / Vis à tête bombée à six pans creux type KT** **H09A**

Thread	Metric thread
Material	Steel
Class	4.8
Surface treatment	Zinc plated

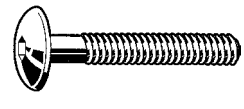

d_1 x L	✉	Art.number	d_1 x L	✉	Art.number	d_1 x L	✉	Art.number
M6X12	100	14442.060.012	M6X35	100	14442.060.035	M6X70	100	14442.060.070
M6X16	100	14442.060.016	M6X40	100	14442.060.040	M6X80	100	14442.060.080
M6X20	100	14442.060.020	M6X45	100	14442.060.045	M6X90	100	14442.060.090
M6X25	100	14442.060.025	M6X50	100	14442.060.050	M6X100	100	14442.060.100
M6X30	100	14442.060.030	M6X60	100	14442.060.060			

FABORY

Hexagon socket flat head cap screw

Vlakke schroef met binnenzeskant / Vis à tête cylindrique à six pans creux type KF

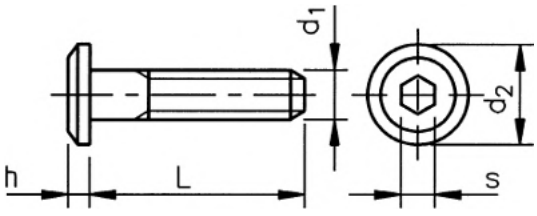

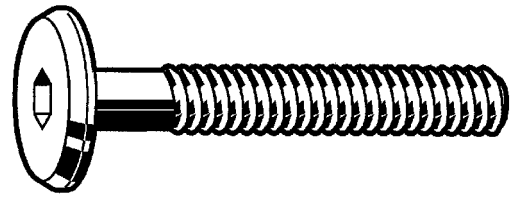

Technical Data

d_1	d_2	h	P	s
M6	15	2.5	1.00	4

14441 Hexagon socket flat head cap screw type KF / Vlakke schroef met binnenzeskant type KF / Vis à tête cylindrique à six pans creux type KF — **H09A**

Thread	Metric thread
Material	Steel
Class	4.8
Surface treatment	Zinc plated



d_1 x L	✉	Art.number	d_1 x L	✉	Art.number	d_1 x L	✉	Art.number
M6X12	100	14441.060.012	M6X35	100	14441.060.035	M6X70	100	14441.060.070
M6X16	100	14441.060.016	M6X40	100	14441.060.040	M6X80	100	14441.060.080
M6X20	100	14441.060.020	M6X45	100	14441.060.045	M6X90	100	14441.060.090
M6X25	100	14441.060.025	M6X50	100	14441.060.050	M6X100	100	14441.060.100
M6X30	100	14441.060.030	M6X60	100	14441.060.060			

Hexagon socket mushroom head cap nut with through hole

Laagbolkopmoer met binnenzeskant, open / Écrou à tête bombée à six pans creux avec trou traversant

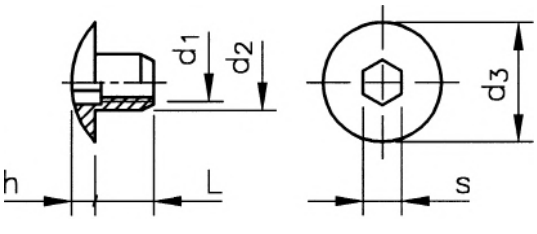

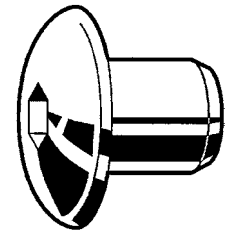

Technical Data

d_1	d_2	d_3	h	P	s
M6	9	15	3.5	1.00	5
M8	10	20	3	1.25	5

14484 Hexagon socket mushroom head cap nut with through hole type RT / Laagbolkopmoer met binnenzeskant type RT / Ecrou à tête bombée à six pans creux avec trou traversant type RT — **F01F**

Thread	Metric thread
Material	Brass
Surface treatment	Nickel plated

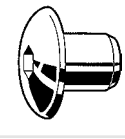

d_1 x L	✉	Art.number	d_1 x L	✉	Art.number	d_1 x L	✉	Art.number
M6X10	100	14484.060.001				M8X10	100	14484.080.001

10

Hexagon socket mushroom head cap nut with blind hole

Laagbolkop moer met binnenzeskant, gesloten / Écrou à tête bombée à six pans creux avec trou aveugle

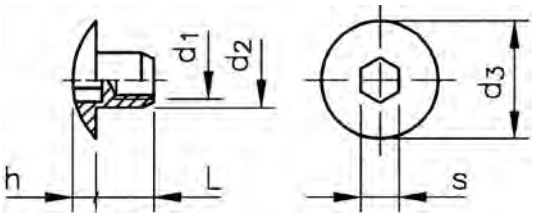

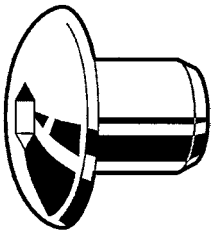

Technical Data

d_1	d_2	d_3	h	P	s
M6	9	15	3.5	1.00	5

14457 **Hexagon socket mushroom head cap nut with blind hole type RTL / Laagbolkopmoer met binnenzeskant type RTL / Ecrou à tête bombée à six pans creux avec trou aveugle type RT** **F01F**

Thread Metric thread
Material Steel
Surface treatment Nickel plated

RoHS

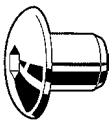

	✉	Art.number
M6X12	100	14457.060.001

Hexagon socket flat head cap nut woth through hole

Vlakke moer met binnenzeskant, open / Écrou à tête cylindrique à six pans creux avec trou traversant

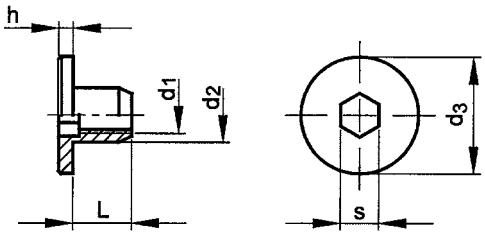

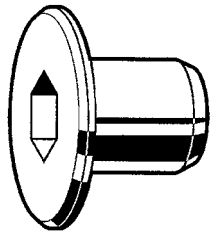

Technical Data

d_1	d_2	d_3	h	P	s
M6	9	15	2	1.00	5
M8	10	20	2	1.25	5

14483 **Hexagon socket flat head cap nut woth through hole type RF / Vlakke moer met binnenzeskant type RF / Ecrou à tête cylindrique à six pans creux avec trou traversant type RF** **F01F**

Thread Metric thread
Material Brass
Surface treatment Nickel plated

RoHS

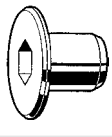

d_1 x L	✉	Art.number	d_1 x L	✉	Art.number	d_1 x L	✉	Art.number
M6X10	100	14483.060.001				M8X10	100	14483.080.001

FABORY

Hexagon socket flat head cap nut with blind hole

Verzonken moer met binnenzeskant, gesloten / Écrou à tête cylindrique à six pans creux avec trou aveugle

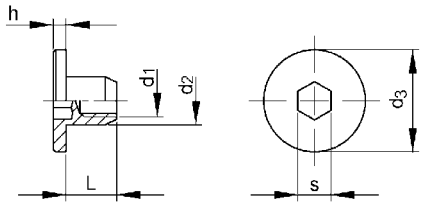

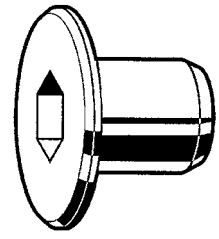

Technical Data

d_1	d_2	d_3	h	P	s
M6	9	15	2	1.00	5

14456 **Hexagon socket flat head cap nut with blind hole type RFL / Vlakke moer met binnenzeskant type RFL / Écrou à tête cylindrique à six pans creux avec trou aveugle type RFL** **F01F**

Thread Metric thread
Material Steel
Surface treatment Nickel plated

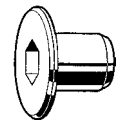

	✉	Art.number
M6X12	100	14456.060.001

Slotted cross dowel

Dwarsschroefdraadpen met zaaggleuf / Douille transversale filetée fendue

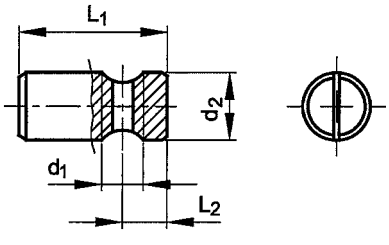

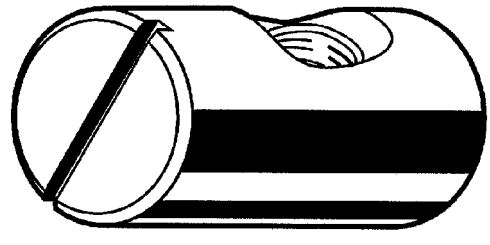

10

Technical Data

d_1 x L_1	d_2	L_2	P
M6x12	10	6	1.00
M6x14	10	6	1.00
M6x15	10	6	1.00

d_1 x L_1	d_2	L_2	P
M6x17	10	6	1.00
M6x20	10	10	1.00
M6x25	10	12.5	1.00

14450 **Slotted cross dowel type Q / Dwarsschroefdraadpen met zaaggleuf type Q / Douille transversale filetée fendue type Q** **F01F**

Thread Metric thread
Material Steel
Surface treatment Zinc plated

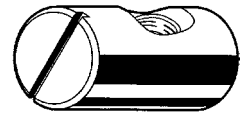

d_1 x L_1	✉	Art.number	d_1 x L_1	✉	Art.number	d_1 x L_1	✉	Art.number
M6X12	100	14450.060.012	M6X15	100	14450.060.015	M6X20	100	14450.060.020
M6X14	100	14450.060.014	M6X17	100	14450.060.017	M6X25	100	14450.060.025

Hexagon socket corner connector

Hoekverbindingsschroef met binnenzeskant / Vis d'angle à six pans creux

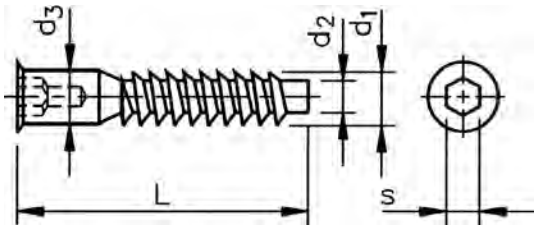

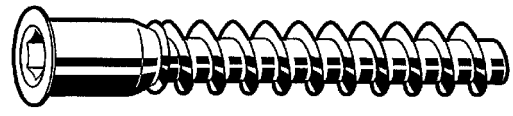

Technical Data

d_1	d_2	d_3	Drill ø	s
7	4.5	7	5.00	4

14451 **Hexagon socket corner connector type KOK / Hoekverbindingsschroef met binnenzeskant type KOK / Vis d'angle à six pans creux type KOK** **H09A**

Material Steel
Surface treatment Zinc plated



d_1 x L	✉	Art.number
7X50MM	200	14451.070.050

Bookscrew with nut

Boekschroef / Vis à livre avec écrou

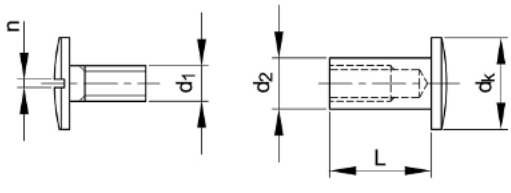

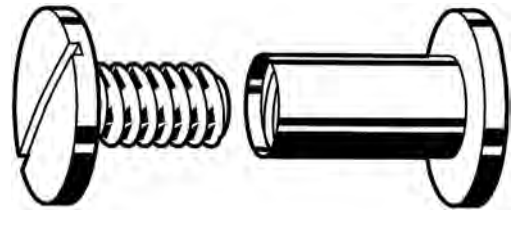

Technical Data

d_1	d_2	d_k	n	P
M3.5	5	9	0.8	0.60

47711 **Bookscrew with nut / Boekschroef / Vis à livre avec écrou** **M11D**

Material Brass



d_1 x L	✉	Art.number	d_1 x L	✉	Art.number	d_1 x L	✉	Art.number
M3,5X20	100	47711.035.020	M3,5X40	25	47711.035.040	M3,5X60	25	47711.035.060
M3,5X25	50	47711.035.025						

FABORY

Elongation piece for bookscrews

Boekschroefverlengstuk / Pièce de rallonge pour vis à livres

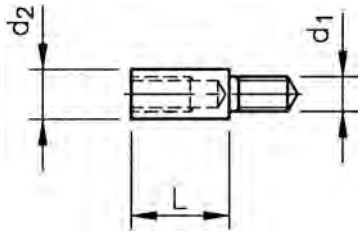



Technical Data

L	d_1	d_2	P
10	M3.5	5	0.60
15	M3.5	5	0.60

47715 **Elongation piece for bookscrews / Boekschroefverlengstuk / Pièce de rallonge pour vis à livres** **M11D**

Thread Metric thread
Material Brass



L	✉	Art.number	L	✉	Art.number
10MM	100	47715.000.010	15MM	100	47715.000.015

Connecting screw for door fittings

Patentschroef / Vis d'assemblage pour les ferrures de porte

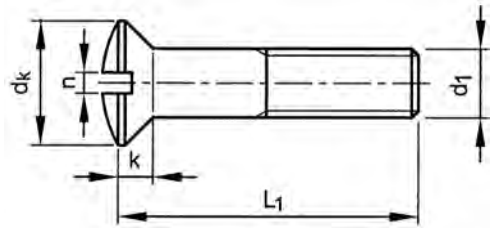

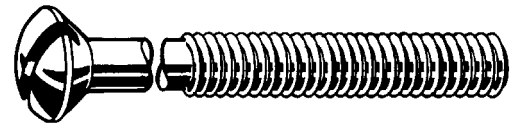

10

Technical Data

d_1	d_k	k (max.)	n	P
M4	7.5	2.2	1	0.70

Article groups

Thread	Material	Surface treatment	Code	Page
M	St.	Ni.pl.	47720	10-126
M	Br.	Ni.pl.	47750	10-127

47720 **Connecting screw for door fittings / Patentschroef / Vis d'assemblage pour les ferrures de porte** **M11D**

Thread Metric thread
Material Steel
Surface treatment Nickel plated



d_1 x L_1	✉	Art.number	d_1 x L_1	✉	Art.number	d_1 x L_1	✉	Art.number
M4X38	250	47720.040.038	M4X45	250	47720.040.045	M4X55	250	47720.040.055

47750 **Connecting screw for door fittings / Patentschroef / Vis d'assemblage pour les ferrures de porte** **M11D**

Thread	Metric thread
Material	Brass
Surface treatment	Nickel plated



d_1 x L_1	✉	Art.number	d_1 x L_1	✉	Art.number
M4X38	250	47750.040.038	M4X45	250	47750.040.045

Sleeve nut for door fittings

Patenthuls / Manchon pour ferrures de portes

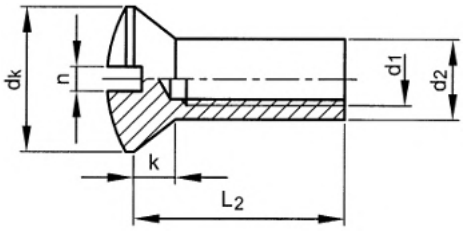



Technical Data

d_1	d_2	d_k	k (max.)	n	P
M4	5	7.5	2.2	1	0.70
M5	6	9	2.5	1	0.80
M6	7.5	10	2.5	1.5	1.00
M8	9.8	15	3	2	1.25

Article groups

Thread	Material	Surface treatment	Code	Page
M	Br.		47780	10-127
M	Br.	Ni.pl.	47790	10-127

47780 **Sleeve nut for door fittings / Patenthuls / Manchon pour ferrures de portes** **M11D**

Thread	Metric thread
Material	Brass

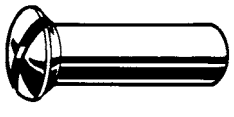

d_1 x L_2	✉	Art.number
M4X22	250	47780.040.022

47790 **Sleeve nut for door fittings / Patenthuls / Manchon pour ferrures de portes** **M11D**

Thread	Metric thread
Material	Brass
Surface treatment	Nickel plated

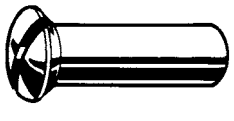

d_1 x L_2	✉	Art.number	d_1 x L_2	✉	Art.number	d_1 x L_2	✉	Art.number
M4X7*	200	47790.040.007				M6X20	100	47790.060.020
M4X12	200	47790.040.012	M5X15*	100	47790.050.015			
M4X20	200	47790.040.020				M8X20*	100	47790.080.020
M4X22	250	47790.040.022	M6X15*	100	47790.060.015			

FABORY

Sleeve nut

Hulsmoer / Écrou douille

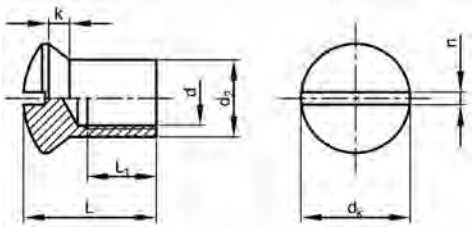

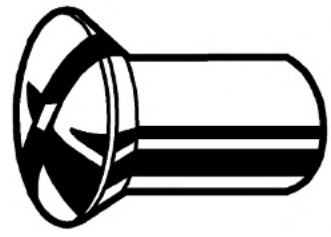

Technical Data

d	d_2	d_k	k	L_1	n	P
M4	5	7	1.50	7	1.20	0.70
M5	6	9	1.50	9	1.20	0.80
M6	7.50	10	1.50	9	1.60	1.00
M8	10	15	3	9	2.00	1.25

Article groups

Thread	Material	Surface treatment	Code	Page
M	Br.	Ni.pl.	47796	10-128
M	St.st. A1		51212	10-128
M	St.st. A4		55212	10-128

47796 **Sleeve nut / Hulsmoer / Écrou douille** **M01D**

Thread Metric thread
Material Brass
Surface treatment Nickel plated



d x d_k x L	✉	Art.number	d x d_k x L	✉	Art.number	d x d_k x L	✉	Art.number
M4X7X12	100	47796.040.012	M5X9X15	100	47796.050.015	M6X10X20	100	47796.060.020
M4X7X14	100	47796.040.014	M5X9X20	100	47796.050.020			
M4X7X20	100	47796.040.020				M8X15X15	100	47796.080.015
			M6X12X14	100	47796.060.014	M8X15X20	100	47796.080.020
M5X9X10	100	47796.050.010	M6X10X15	100	47796.060.015	M8X15X25	100	47796.080.025

51212 **Sleeve nut / Hulsmoer / Écrou douille** **R05A**

Thread Metric thread
Material Stainless steel A1



d x d_k x L	✉	Art.number	d x d_k x L	✉	Art.number	d x d_k x L	✉	Art.number
M4X7X12	100	51212.040.012	M6X10X15	100	51212.060.015	M8X15X20	100	51212.080.020
M5X9X15	100	51212.050.015						

55212 **Sleeve nut / Hulsmoer / Écrou douille** **R45A**

Thread Metric thread
Material Stainless steel A4



d x d_k x L	✉	Art.number	d x d_k x L	✉	Art.number	d x d_k x L	✉	Art.number
M4X7X12*	100	55212.040.012	M6X10X15*	100	55212.060.015	M8X15X20	100	55212.080.020
M5X9X15*	100	55212.050.015						

Binder screw with nut

Connectieschroef / Vis à livre avec écrou

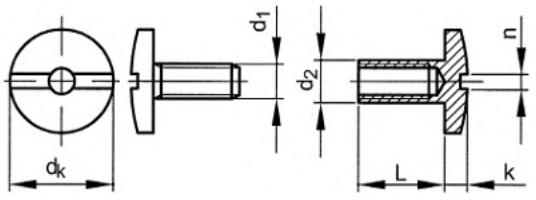

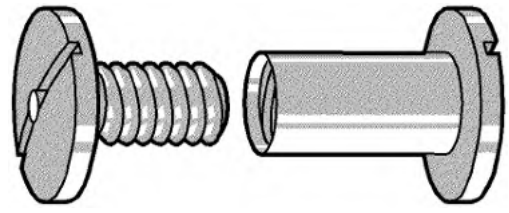

Technical Data

d_1	d_2	d_k	k	n	P
M4	5	12	2.6	1.8	0.70

56480 **Binder screw with nut / Connectieschroef / Vis à livre avec écrou** **W02A**

Thread Metric thread
Material Plastic Polyethylene
Color White

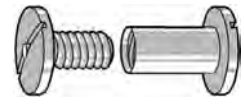

L	✉	Art.number	L	✉	Art.number	L	✉	Art.number
6MM	100	56480.060.001	25MM	50	56480.250.001	60MM	50	56480.600.001
8MM	100	56480.080.001	30MM	50	56480.300.001	70MM	25	56480.700.001
10MM	100	56480.100.001	35MM	50	56480.350.001	80MM	25	56480.800.001
15MM	50	56480.160.001	40MM	50	56480.400.001	90MM	25	56480.900.001
20MM	50	56480.200.001	50MM	50	56480.500.001			

Screw insert type 530

Schroefdraadinsert type 530 / Douille taraudée 530

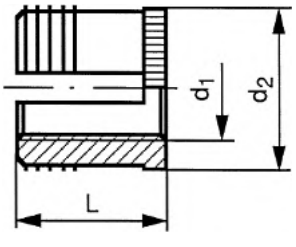

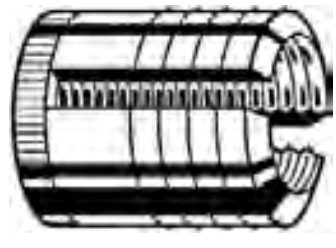

10

Technical Data

d_1	d_2	Drill ø	L	P
M3	4.3	4.00	4.8	0.50
M4	5.9	5.60	8	0.70
M5	6.7	6.40	9.5	0.80
M6	8.3	8.00	12.7	1.00
M8	9.9	9.50	12.7	1.25

It is recommended that the exact pilot hole diameter selection is made on basis of tests.

71570 **Screw insert type 530 / Schroefdraadinsert type 530 / Douille taraudée 530** **N07A**

Thread Metric thread
Material Brass

RoHS

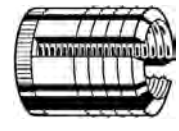

d_1	✉	Art.number	d_1	✉	Art.number	d_1	✉	Art.number
M3	200	71570.030.001	M5	100	71570.050.001	M8	100	71570.080.001
M4	200	71570.040.001	M6	100	71570.060.001			

FABORY

Screw insert type C

Insert type C / Douille taraudée C

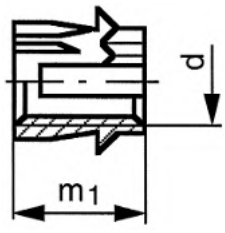



Technical Data

d	Drill ø	m_1	P	d	Drill ø	m_1	P
M3	4.60	5	0.50	M5	6.60-6.70	6	0.80
M4	5.50-5.70	5	0.70	M6	7.60	7	1.00

Special features of screw inserts type C:

They are highly suitable to provide soft materials like plastic, wood, chipboard and aluminium with strong ISO-metric thread in a fast and efficient way.
During assembly the teeth are anchoring into the wall of the hole.
The connection is selflocking against vibrations and shocks.
Type C with one row of teeth is recommended for low forces and less frequent disassembly.
It is recommended that the exact pilot hole diameter selection is made on basis of tests.

64010 **Screw insert type C / Insert type C / Douille taraudée C** **N07A**

Thread Metric thread
Material Brass



d	✉	Art.number	d	✉	Art.number	d	✉	Art.number
M3	200	64010.030.001	M5	100	64010.050.001	M6	100	64010.060.001
M4	200	64010.040.001						

Screw insert type D

Insert type D / Douille taraudée D

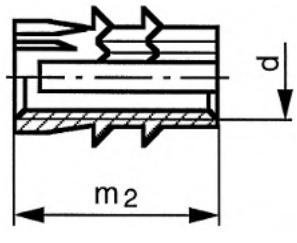



Technical Data

d	Drill ø	m_2	P	d	Drill ø	m_2	P
M3	4.60	9.5	0.50	M6	7.60	9	1.00
M4	5.50	9.5	0.70	M8	9.50	10	1.25
M5	6.60-6.70	9	0.80				

Special features of screw inserts type D:

They are highly suitable to provide soft materials like plastic, wood, chipboard and aluminium with strong ISO-metric thread in a fast and efficient way.
During assembly the teeth are anchoring into the wall of the hole.
The connection is selflocking against vibrations and shocks.
Type D with two rows of teeth may be used for wood, larger forces and frequent disassembly.
It is recommended that the exact pilot hole diameter selection is made on basis of tests.

64050	Screw insert type D / Insert type D / Douille taraudée D	N07A

Thread Metric thread
Material Brass



d	✉	Art.number	d	✉	Art.number	d	✉	Art.number
M3	200	64050.030.001	M5	100	64050.050.001	M8	100	64050.080.001
M4	200	64050.040.001	M6	100	64050.060.001			

Screw insert type E

Insert type E / Douille taraudée E

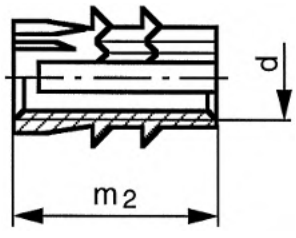



Technical Data

d	Drill ø	m_2	P
M3	4.60	8	0.50
M4	5.50	8	0.70

Special features of screw inserts type E:

They are highly suitable to provide soft materials like plastic, wood, chipboard and aluminium with strong ISO-metric thread in a fast and efficient way.
During assembly the teeth are anchoring into the wall of the hole.
The connection is selflocking against vibrations and shocks.
Type E (which is a shorter version of type D) with two rows of teeth may be used for wood, larger forces and frequent disassembly.
It is recommended that the exact pilot hole diameter selection is made on basis of tests.

64030	Screw insert type E / Insert type E / Douille taraudée E	N07A

Thread Metric thread
Material Brass



d	✉	Art.number	d	✉	Art.number
M3	200	64030.030.001	M4	200	64030.040.001

FABORY

Tube cap round

Meubeldop rond / Capuchon pour tube cylindrique

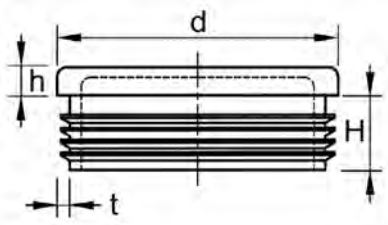



Technical Data

d	d	h	H	t
12	12	4	10	1.0-2.0
13	13	4	10	1.0-2.0
14	14	4	9.3	1.0-2.0
15	15	4	9.6	0.8-2.0
16	16	4	10	1.0-2.0
18	18	5	11.5	1.0-2.0
19	19	5	11.5	1.0-2.0
20	20	5	11.5	0.8-2.5
21	21	5	11.5	0.8-2.0
22	22	5	11.5	1.0-2.0
23	23	5	11.5	0.8-2.5
24	24	5	11.5	1.0-2.5
25	25	5	11.7	1.0-2.0
26	26	5	11.5	1.0-3.0
27	27	5	11.5	1.0-3.0
28	28	5	11.5	0.8-2.5
30	30	5	11.5	0.8-2.5
32	32	5	14.3	1.0-2.0
34	34	5	11.5	1.0-3.0
35	35	5	11.5	1.0-3.0
36	36	5	11.5	1.0-3.0
37	37	5	11.5	1.0-3.0
38	38	5	11.7	1.0-2.0
40	40	5	11.7	1.0-2.0
42	42	5	11.5	1.0-2.0
45	45	5	11.5	0.8-3.5
48	48	5	11.5	1.5-2.5
50	50	5	11.5	1.0-2.5
55	55	5	11.5	1.0-3.0
60	60	5.5	21.5	1.5-2.5

10

56792 **Tube cap round / Meubeldop rond / Capuchon pour tube cylindrique** **W05F**

Material Plastic Polyethylene
Color Black



d	✉	Art.number	d	✉	Art.number	d	✉	Art.number
12	25	56792.120.001	23	25	56792.230.001	36	25	56792.360.001
13	25	56792.130.001	24	25	56792.240.001	37	25	56792.370.001
14	25	56792.140.001	25	25	56792.250.001	38	25	56792.380.001
15	25	56792.150.001	26	25	56792.260.001	40	25	56792.400.001
16	25	56792.160.001	27	25	56792.270.001	42	25	56792.420.001
18	25	56792.180.001	28	25	56792.280.001	45	25	56792.450.001
19	25	56792.190.001	30	25	56792.300.001	48	25	56792.480.001
20	25	56792.200.001	32	25	56792.320.001	50	25	56792.500.001
21	25	56792.210.001	34	25	56792.340.001	55	25	56792.550.001
22	25	56792.220.001	35	25	56792.350.001	60	25	56792.600.001

Tube cap square

Meubeldop vierkant / Capuchon pour tube carré

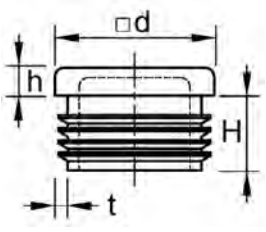



Technical Data

d	d	h	H	t
12	12	11.5	4	1.5-2.0
15	15	11.5	4	0.8-2.0
20	20	11.5	5	0.8-2.5
22	22	11.5	5	0.8-2.5
25.4	25.4	11.5	5	1.0-2.5
30	30	11.5	5	1.0-3.0
35	35	11.5	5	1.0-3.0
40	40	14.5	5	1.0-3.0
45	45	14.5	5	1.0-3.0
50	50	14.5	5	1.0-3.0
60	60	24.3	5	3.0-4.0
70	70	22	6	2.0-4.0
80	80	22	6	2.0-4.0
100	100	22	7	2.0-4.0

56795 **Tube cap square / Meubeldop vierkant / Capuchon pour tube carré** **W05F**

Material Plastic Polyethylene
Color Black



d	✉	Art.number	d	✉	Art.number	d	✉	Art.number
12	100	56795.120.120	30	100	56795.300.300	60	25	56795.600.600
15	100	56795.150.150	35	50	56795.350.350	70	10	56795.700.700
20	100	56795.200.200	40	25	56795.400.400	80	10	56795.800.800
22	100	56795.220.220	45	25	56795.450.450	100	10	56795.982.982
25	100	56795.250.250	50	25	56795.500.500			

FABORY

Tube cap rectangular

Meubeldop rechthoekig / Capuchon pour tube rectangulaire

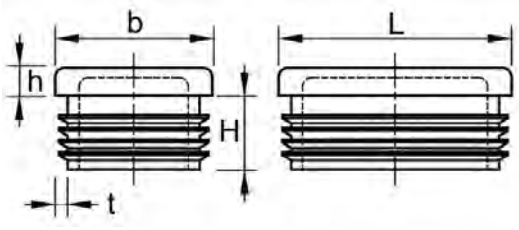



Technical Data

L x b x h	H	t
20X10X3	11.5	0.75-2.0
20X15X5	11.3	1.0-2.0
25X10X5	11.7	1.0-2.0
25X15X4.9	11.8	1.0-2.0
30X10X3	11.5	1.0-2.0
30X15X5	11.9	1.2-2.5
30X20X5	13.9	1.0-2.0
35X20X5	11.5	1.0-2.5
35X25X5	11.5	1.0-3.0
40X20X4.8	13.7	1.0-2.0
40X25X4.8	11.7	1.0-2.0
40X30X4.8	14.4	1.0-2.0
45X25X5	12.5	1.0-2.0
50X20X4.8	13.6	1.0-2.0
50X25X5.3	12.2	1.0-2.0
50X30X4.6	13.6	1.0-2.0
60X20X4	12	1.0-2.0
60X30X5	13.7	1.0-2.0
60X40X6.2	15.2	1.0-2.0
70X20X5.1	19.5	1.0-2.0
70X40X5.7	17.9	1.0-2.0
80X40X5.5	18.2	1.0-2.0
80X40X5	18	2.0-4.0
80X50X5	24	2.0-4.0
100X40X5	14.5	1.5-4.0
100X60X5	24.5	2.5-4.5
120X30X5	14.5	1.0-2.5
120X60X5	24.2	2.0-3.0
120X80X5	24.5	2.0-3.0

56797 **Tube cap rectangular / Meubeldop rechthoekig / Capuchon pour tube rectangulaire** **W05F**

Material Plastic Polyethylene
Color Black



L x b (t)	✉	Art.number	L x b (t)	✉	Art.number	L x b (t)	✉	Art.number
20-10MM (0,75-2mm)	100	56797.200.100	40-30MM (1-2mm)	50	56797.400.300			
20-15MM (1-2mm)	100	56797.200.150	45-25MM (1-2mm)	50	56797.450.250	80-40MM (1-3mm)	25	56797.800.400
25-10MM (1-2mm)	100	56797.250.100	50-20MM (1-2mm)	50	56797.500.200	80-40X4MM (2-4mm)	25	56797.800.404
25-15MM (1-2mm)	100	56797.250.150	50-25MM (1-3mm)	50	56797.500.250	80-50MM (2-4mm)	25	56797.800.500
30-10MM (1-2mm)	100	56797.300.100	50-30MM (1-3mm)	50	56797.500.300			
30-15MM (1,2-2,5mm)	100	56797.300.150	60-20MM (1-3mm)	50	56797.600.200	100-40X4MM (1,5-4mm)	25	56797.960.400
30-20MM (1-2mm)	100	56797.300.200	60-30MM (2-4mm)	50	56797.600.300	100-60X4MM (2,5-4,5mm)	25	56797.960.600
35-20MM (1-2mm)	100	56797.350.200	60-40MM (2-4mm)	50	56797.600.400	120-30MM (1-2mm)	25	56797.980.300
35-25MM (1-3mm)	50	56797.350.250	70-20MM (1-2mm)	25	56797.700.200	120-60MM (2-3mm)	25	56797.980.600
40-20MM (1-2mm)	50	56797.400.200	70-40MM (1-2mm)	25	56797.700.400	120-80MM (2-3mm)	25	56797.980.800
40-25MM (1-2mm)	50	56797.400.250						

Go to www.fabory.com for all your tools, safety and metalworking products

Tube cap conical

Meubeldop conisch / Capuchon pour tube conique

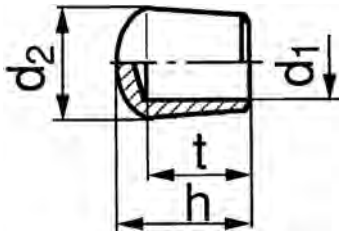

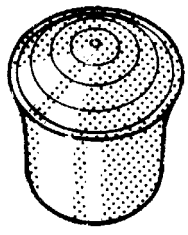

Technical Data

d_1	d_2	h	t	d_1	d_2	h	t
3	5	10	8	34	38	33	25
4	6	11	9	35	39	33	25
5	7	7.5	7	38	42	33	27
6	8	13	10.5	40	44	33	24
8	11	15	13	42	46	33	27
10	15	18	14	43	47	33	26
12	17	21	17	45	49	33	26
14	19	22	18	47	51	33	24
16	21	24	20	48	53	33	28
18	25	27	22	49	53	33	28
19	24	24	19	50	53	33	24
20	27	30	24	54	57	35	26
22	29	33	26	59	63	38	27
25	30	31	24	63	67	38	28
28	32	30	24	69	73	38	28
30	34	31	24	75	78	40	28
32	36	33	25	90	95	45	31

56790 **Tube cap conical / Meubeldop conisch / Capuchon pour tube conique** **W02A**

Material Plastic Polyvinylchloride
Color Black



d_1	✉	Art.number	d_1	✉	Art.number	d_1	✉	Art.number
3MM	100	56790.030.001	20MM	50	56790.200.001	43MM	25	56790.430.001
4MM	100	56790.040.001	22MM	50	56790.220.001	45MM	25	56790.450.001
5MM	100	56790.050.001	25MM	25	56790.250.001	47MM	25	56790.470.001
6MM	100	56790.060.001	28MM	25	56790.280.001	48MM	25	56790.480.001
8MM	100	56790.080.001	30MM	25	56790.300.001	50MM	25	56790.500.001
10MM	100	56790.100.001	32MM	25	56790.320.001	54MM	25	56790.540.001
12MM	100	56790.120.001	34MM	25	56790.340.001	59MM	25	56790.590.001
14MM	100	56790.140.001	35MM	25	56790.350.001	63MM	25	56790.630.001
16MM	100	56790.160.001	38MM	25	56790.380.001	69MM	10	56790.690.001
18MM	50	56790.180.001	40MM	25	56790.400.001	75MM	10	56790.750.001
19MM	50	56790.190.001	42MM	25	56790.420.001	90MM	10	56790.900.001

FABORY

Rosette washer closed model

Kraalring gesloten model / Rondelle cuvette fermée

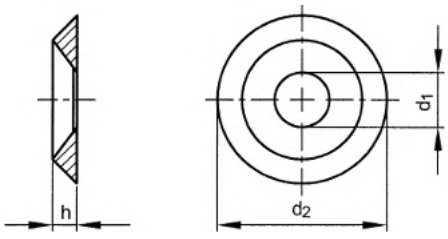



Technical Data

Nom. size d_1	d_2	For screw	For tapping screw	h
4	9	M3	ST2.9	2
5	11	M4	ST4.2	2.3
6	13	M5	ST4.8	2.5

50280 **Rosette washer closed model / Kraalring gesloten model / Rondelle cuvette fermée** **M11F**

Material Brass
Surface treatment Nickel plated



Nom. size d_1	✉	Art.number	Nom. size d_1	✉	Art.number	Nom. size d_1	✉	Art.number
4,0MM	250	50280.040.001	5,0MM	250	50280.050.001	6,0MM	150	50280.060.001

Rosette washer open model

Kraalring open model / Rondelle cuvette ouverte

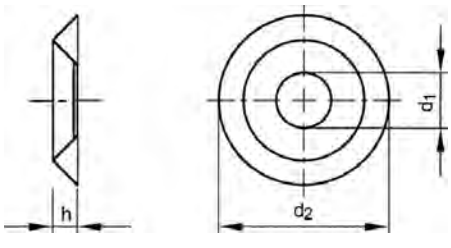



10

Technical Data

Nom. size d_1	d_2	For screw ø	h
3.2	9	2.5-3	1.9
4	11	3.5-4	2.3
4.8	13	4-4.5	2.7
5.5	15	5	3.2
6.6	17	5.5-6	3.2
7.4	20	7	4

Article groups

Material	Surface treatment	Code	Page
Br.		50230	10-137
Br.	Ni.pl.	50260	10-137
St.st. A2		51350	10-137

50230 **Rosette washer open model / Kraalring open model / Rondelle cuvette ouverte** **M11F**

Material Brass



Nom. size d_1		Art.number	Nom. size d_1		Art.number	Nom. size d_1		Art.number
3,2MM	250	50230.032.001	4,8MM	250	50230.048.001	6,6MM	200	50230.066.001
4,0MM	250	50230.040.001	5,5MM	200	50230.055.001	7,4MM	200	50230.074.001

50260 **Rosette washer open model / Kraalring open model / Rondelle cuvette ouverte** **M11F**

Material Brass
Surface treatment Nickel plated



Nom. size d_1		Art.number	Nom. size d_1		Art.number	Nom. size d_1		Art.number
3,2MM	250	50260.032.001	4,8MM	250	50260.048.001	6,6MM	200	50260.066.001
4,0MM	250	50260.040.001	5,5MM	200	50260.055.001	7,4MM	200	50260.074.001

51350 **Rosette washer open model / Kraalring open model / Rondelle cuvette ouverte** **R09A**

Material Stainless steel A2



Nom. size d_1		Art.number	Nom. size d_1		Art.number	Nom. size d_1		Art.number
3,2MM	250	51350.032.001	4,8MM	250	51350.048.001	6,6MM	200	51350.066.001
4,0MM	250	51350.040.001	5,5MM	200	51350.055.001	7,4MM	200	51350.074.001

Washer for 90° countersunk head screw

Ring voor schroef met 90° verzonken kop / Rondelle pour vis à tête fraisée 90°

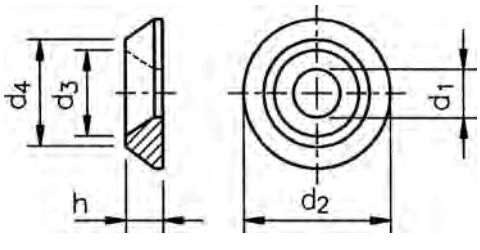

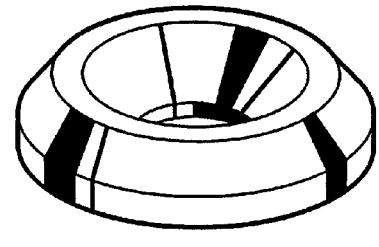

Technical Data

For nom. size d_1	d_1 (min.)	d_2 (max.)	d_3 (min.)	d_4	h (min.)
M4	4.3	14	8.6	9.5	2.3
M5	5.3	16	10.4	11.5	2.8
M6	6.4	18	12.4	13.5	3.3
M8	8.4	25	16.4	17.5	4.8

45140 **Washer for 90° countersunk head screw / Ring voor schroef met 90° verzonken kop / Rondelle pour vis à tête fraisée 90°** **W01A**

Material Aluminium

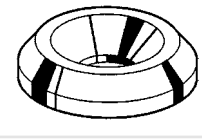

For nom. size d_1		Art.number	For nom. size d_1		Art.number	For nom. size d_1		Art.number
M4	100	45140.040.001	M6	100	45140.060.001	M8	100	45140.080.001
M5	100	45140.050.001						

Turned cup washer

Kraalring volmetaal gedraaid / Rondelle cuvette decolletée

NF E27-619

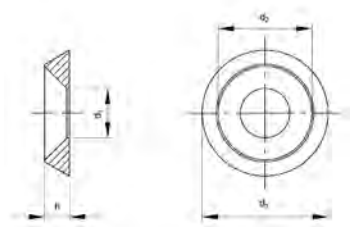

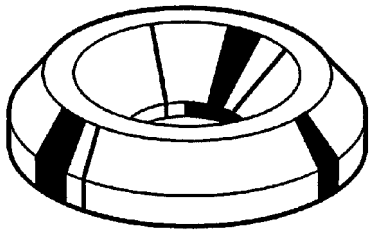

Technical Data

d	d_1	d_2	d_3	h
M3	3.5	6.5	9	2
M4	4.5	8	11	2.5
M5	5.5	10	14	3
M6	7	12	16	3.5
M8	9	16	22	4.5
M10	11	20	28	5.5
M12	14	24	32	6.5

Article groups

Material	Code	Page
St.st. A1	51546	10-138
St.st. A4	55350	10-138

51546 **Turned cup washer / Kraalring volmetaal gedraaid / Rondelle cuvette decolletée** **R09A**

Material Stainless steel A1

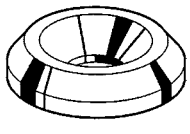

For nom. size d_1	✉	Art.number	For nom. size d_1	✉	Art.number	For nom. size d_1	✉	Art.number
M3	100	51546.030.001	M6	100	51546.060.001	M10	50	51546.100.001
M4	100	51546.040.001	M8	100	51546.080.001	M12	50	51546.120.001
M5	100	51546.050.001						

55350 **Turned cup washer / Kraalring volmetaal gedraaid / Rondelle cuvette decolletée** **R05A**

Material Stainless steel A4

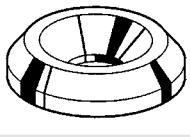

For nom. size d_1	✉	Art.number	For nom. size d_1	✉	Art.number	For nom. size d_1	✉	Art.number
M3*	200	55350.030.001	M6	100	55350.060.001	M10*	50	55350.100.001
M4	200	55350.040.001	M8	100	55350.080.001	M12*	50	55350.120.001
M5	200	55350.050.001						

10

SECURITY One-way pan head screw

SECURITY Pancilinderschroef one-way / SÉCURITÉ Vis à tête bombée One-way

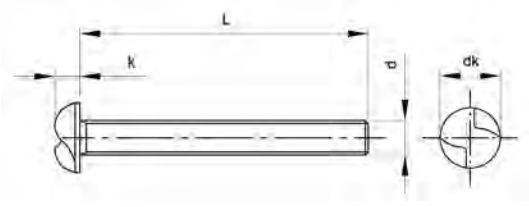



Technical Data

d	d_k (max.)	k (max.)
M4	7.5	3
M5	9.17	3.5
M6	12	4.4
M8	13	4.8

51667 **SECURITY One-way pan head screw / SECURITY Pancilinderschroef one-way / SÉCURITÉ Vis à tête bombée One-way** **K91A**

Thread Metric thread
Material Stainless steel A2



RoHS

d x L	✉	Art.number	d x L	✉	Art.number	d x L	✉	Art.number
M4X8	100	51667.040.008	M5X30	100	51667.050.030	M6X60*	100	51667.060.060
M4X10	100	51667.040.010	M5X35*	100	51667.050.035	M6X70*	100	51667.060.070
M4X12*	100	51667.040.012	M5X40	100	51667.050.040			
M4X16	100	51667.040.016	M5X50	100	51667.050.050	M8X10*	100	51667.080.010
M4X20	100	51667.040.020	M5X60*	100	51667.050.060	M8X12*	100	51667.080.012
M4X25	100	51667.040.025	M5X70*	100	51667.050.070	M8X16*	100	51667.080.016
M4X30*	100	51667.040.030				M8X20*	100	51667.080.020
M4X35*	100	51667.040.035	M6X10	100	51667.060.010	M8X25*	100	51667.080.025
M4X40*	100	51667.040.040	M6X12*	100	51667.060.012	M8X30*	100	51667.080.030
M4X50*	100	51667.040.050	M6X16*	100	51667.060.016	M8X35*	100	51667.080.035
			M6X20*	100	51667.060.020	M8X40*	100	51667.080.040
M5X8*	100	51667.050.008	M6X25	100	51667.060.025	M8X45*	100	51667.080.045
M5X10*	100	51667.050.010	M6X30*	100	51667.060.030	M8X50*	100	51667.080.050
M5X12*	100	51667.050.012	M6X35*	100	51667.060.035	M8X60*	100	51667.080.060
M5X16	100	51667.050.016	M6X40*	100	51667.060.040	M8X70	100	51667.080.070
M5X20	100	51667.050.020	M6X45*	100	51667.060.045			
M5X25*	100	51667.050.025	M6X50*	100	51667.060.050			

FABORY

SECURITY One-way pan head tapping screw

SECURITY One-way plaatschroef / SÉCURITÉ Vis à tôle à tête bombée One-way

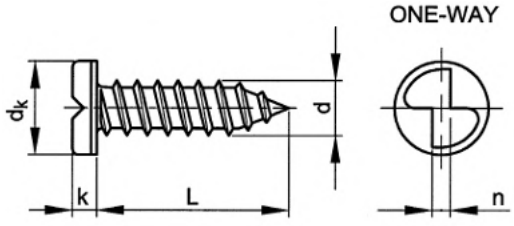



Technical Data

d	d_k (max.)	k (max.)	n	P
ST2.9	5.4	2.2	0.8	1.10
ST3.5	6.6	2.6	1	1.30
ST4.2	7.8	3	1.2	1.40
ST4.8	9.1	3.5	1.4	1.60
ST5.5	10.4	3.9	1.6	1.80
ST6.3	12	4.4	2.0	1.80

Article groups

Thread	Driving features	Material	Surface treatment	Code	Page
ST	One-way	St.	ZPL	26910	10-140
ST	One-way	St.st. A2		51668	10-140

26910 SECURITY One-way pan head tapping screw / SECURITY One-way plaatschroef / SÉCURITÉ Vis à tôle à tête bombée One-way K91A

Thread Self tapping thread
Material Steel
Surface treatment Zinc plated



d x L	✉	Art.number	d x L	✉	Art.number	d x L	✉	Art.number
ST3,5X13MM	200	26910.035.013	ST4,2X19MM	200	26910.042.019	ST4,2X38MM	200	26910.042.038
ST3,5X19MM	200	26910.035.019	ST4,2X25MM	200	26910.042.025	ST4,2X50MM	200	26910.042.050
ST3,5X25MM	200	26910.035.025	ST4,2X32MM	200	26910.042.032	ST4,2X63MM	200	26910.042.063

51668 SECURITY One-way pan head tapping screw / SECURITY One-way plaatschroef / SÉCURITÉ Vis à tôle à tête bombée One-way K91A

Thread Self tapping thread
Material Stainless steel A2

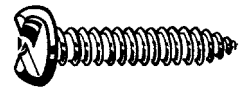

d x L	✉	Art.number	d x L	✉	Art.number	d x L	✉	Art.number
ST2,9X9,5MM	200	51668.029.009	ST4,2X32MM	200	51668.042.032	ST5,5X32MM*	100	51668.055.032
ST2,9X13MM*	100	51668.029.013	ST4,2X38MM	200	51668.042.038	ST5,5X38MM*	100	51668.055.038
ST2,9X16MM*	100	51668.029.016	ST4,2X50MM	200	51668.042.050	ST5,5X50MM*	100	51668.055.050
ST2,9X19MM	200	51668.029.019				ST5,5X63MM*	100	51668.055.063
			ST4,8X13MM*	100	51668.048.013			
ST3,5X13MM	200	51668.035.013	ST4,8X16MM*	100	51668.048.016	ST6,3X13MM*	100	51668.063.013
ST3,5X16MM*	100	51668.035.016	ST4,8X19MM	100	51668.048.019	ST6,3X19MM*	100	51668.063.019
ST3,5X19MM	200	51668.035.019	ST4,8X25MM*	100	51668.048.025	ST6,3X25MM*	100	51668.063.025
ST3,5X25MM*	100	51668.035.025	ST4,8X32MM*	100	51668.048.032	ST6,3X32MM*	100	51668.063.032
ST3,5X32MM*	100	51668.035.032	ST4,8X38MM	100	51668.048.038	ST6,3X38MM*	100	51668.063.038
			ST4,8X50MM*	100	51668.048.050	ST6,3X50MM*	100	51668.063.050
ST4,2X13MM*	100	51668.042.013				ST6,3X63MM*	100	51668.063.063
ST4,2X19MM	200	51668.042.019	ST5,5X19MM*	100	51668.055.019	ST6,3X75MM*	100	51668.063.075
ST4,2X25MM	200	51668.042.025	ST5,5X25MM*	100	51668.055.025			

10

SECURITY One-way countersunk head woodscrew

SECURITY One-way houtschroef met verzonken kop / SÉCURITÉ Vis à bois à tête fraisée One-way

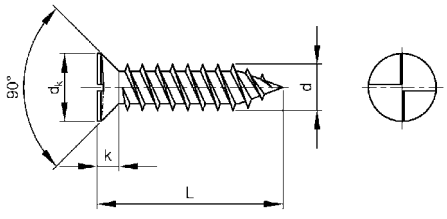



Technical Data

d	d_k (max.)	k (max.)
3.5	7.1	2.1
4.2	8.43	2.54
4.8	9.78	2.95
5.5	11.12	3.35

25760 **SECURITY One-way countersunk head woodscrew / SECURITY One-way houtschroef met verzonken kop / SÉCURITÉ Vis à bois à tête fraisée One-way** **K91A**

Thread Wood screw thread 2-start
Material Steel
Surface treatment Zinc plated



d x L	✉	Art.number	d x L	✉	Art.number	d x L	✉	Art.number
3,5X19MM*	200	25760.035.019	4,2X38MM*	200	25760.042.038	4,8X50MM*	200	25760.048.050
3,5X25MM*	200	25760.035.025	4,2X50MM*	200	25760.042.050			
						5,5X38MM*	200	25760.055.038
4,2X19MM*	200	25760.042.019	4,8X25MM*	200	25760.048.025	5,5X50MM*	200	25760.055.050
4,2X25MM*	200	25760.042.025	4,8X32MM*	200	25760.048.032	5,5X63MM*	200	25760.055.063
4,2X32MM*	200	25760.042.032	4,8X38MM*	200	25760.048.038	5,5X75MM*	200	25760.055.075

FABORY

SECURITY One-way raised countersunk head tapping screw

SECURITY Bolverzonken kop plaatschroef one-way / SÉCURITÉ Vis à tête fraisée bombée One-way

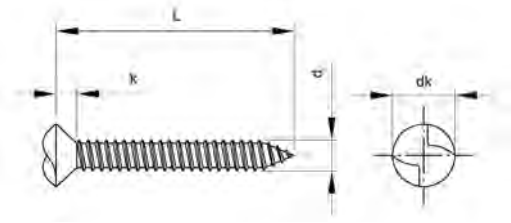

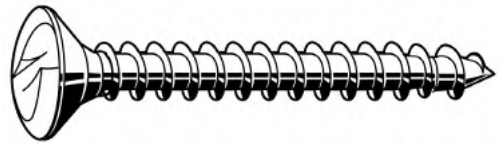

Technical Data

d	d_k (max.)	k (max.)
3.5	7.1	3.2
4.2	8.4	3.9
4.8	9.8	4.5

51671 **SECURITY One-way raised countersunk head tapping screw / SECURITY Bolverzonken kop plaatschroef one-way / SÉCURITÉ Vis à tête fraisée bombée One-way** **K91A**

Thread Self tapping thread
Material Stainless steel A2

RoHS



d x L	✉	Art.number	d x L	✉	Art.number	d x L	✉	Art.number
ST3,5X19MM*	100	51671.035.019	ST4,2X32MM*	100	51671.042.032	ST4,8X25MM*	100	51671.048.025
ST3,5X25MM*	100	51671.035.025	ST4,2X38MM*	100	51671.042.038	ST4,8X32MM*	100	51671.048.032
			ST4,2X50MM*	100	51671.042.050	ST4,8X38MM*	100	51671.048.038
ST4,2X13MM*	100	51671.042.013				ST4,8X50MM*	100	51671.048.050
ST4,2X19MM*	100	51671.042.019	ST4,8X13MM*	100	51671.048.013			
ST4,2X25MM*	100	51671.042.025	ST4,8X19MM*	100	51671.048.019			

10

SECURITY Sentinel® countersunk head woodscrew

SECURITY Sentinel® houtschroef met verzonken kop / SÉCURITÉ Vis à bois à tête fraisée Sentinel®

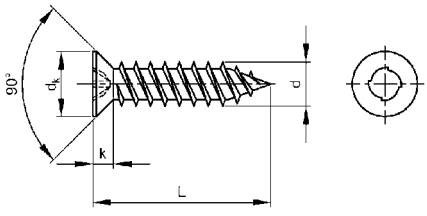



Technical Data

d	d_k (max.)	Drive size	k (max.)
3.5	7	PZ2	3.8
4.2	8.25	PZ2	3.25
4.8	10	PZ2	4.2
5.5	12	PZ3	5.6

25766 **SECURITY Sentinel® countersunk head woodscrew / SECURITY Sentinel® houtschroef met verzonken kop / SÉCURITÉ Vis à bois à tête fraisée Sentinel®** **K91A**

Thread Wood screw thread 2-start
Material Steel
Surface treatment Zinc plated



d x L	✉	Art.number	d x L	✉	Art.number	d x L	✉	Art.number
3,5X19MM*	200	25766.035.019	4,2X50MM*	200	25766.042.050	4,8X63MM*	200	25766.048.063
3,5X25MM*	200	25766.035.025						
			4,8X25MM*	200	25766.048.025	5,5X38MM*	200	25766.055.038
4,2X19MM*	200	25766.042.019	4,8X32MM*	200	25766.048.032	5,5X50MM*	200	25766.055.050
4,2X25MM*	200	25766.042.025	4,8X38MM*	200	25766.048.038	5,5X63MM*	200	25766.055.063
4,2X32MM*	200	25766.042.032	4,8X50MM*	200	25766.048.050	5,5X75MM*	200	25766.055.075
4,2X38MM*	200	25766.042.038						

FABORY

SECURITY Square drive round head wood screw

SECURITY Bolkophoutschroef met binnenvierkant / SÉCURITÉ Vis à bois à tête ronde à carrée creux

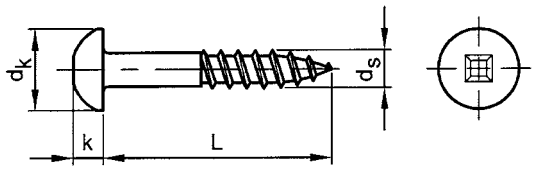



Technical Data

d_s	d_k (max.)	k (max.)	No. square
4.2	8	2.8	2

Article groups

Driving features	Material	Surface treatment		Code	Page
Square socket	St.	ZPL		25750	10-144
Square socket	St.	ZPL	fully threaded	25751	10-144

25750 **SECURITY Square drive round head wood screw / SECURITY Bolkophoutschroef met binnenvierkant / SÉCURITÉ Vis à bois à tête ronde à carrée creux** **K05A**

Material Steel
Surface treatment Zinc plated



d_s x L	✉	Art.number	d_s x L	✉	Art.number	d_s x L	✉	Art.number
4,2X32MM	200	25750.042.032	4,2X38MM	200	25750.042.038	4,2X50MM	200	25750.042.050

25751 **SECURITY Square drive round head wood screw fully threaded / SECURITY Bolkophoutschroef met binnenvierkant voldraad / SÉCURITÉ Vis à bois à tête ronde à carrée creux entièrement filetée** **K05A**

Material Steel
Surface treatment Zinc plated



d_s x L	✉	Art.number	d_s x L	✉	Art.number
4,2X19MM	200	25751.042.019	4,2X25MM	200	25751.042.025

10

SECURITY Cross recessed pan head tapping screw with pin

SECURITY Pancilinderplaatschroef kruisgleuf en pin / SÉCURITÉ Vis à tôle à tête cylindrique à empreinte cruciforme avec goupille

PHILLIPS (H) DIN 7981 C-H

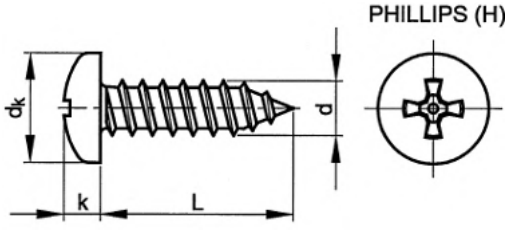

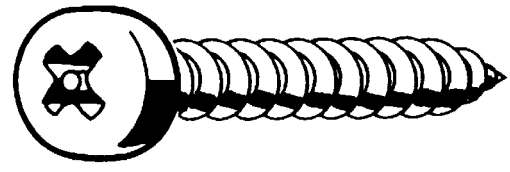

Technical Data

d	d_k (max.)	k (max.)	No. cross recess	P
ST3.5	6.9	2.5	2	1.30
ST4.2	8.2	2.9	2	1.40
ST4.8	9.5	3.4	2	1.60
ST5.5	10.8	3.8	3	1.80

Tooling available on request.

51593 **SECURITY Cross recessed pan head tapping screw with pin / SECURITY Pancilinderplaatschroef kruisgleuf en pin / SÉCURITÉ Vis à tôle à tête cylindrique à empreinte cruciforme avec goupille** **K91A**

Thread Self tapping thread
Material Stainless steel A2

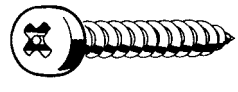

d x L	✉	Art.number	d x L	✉	Art.number	d x L	✉	Art.number
ST3,5X13MM	10	51593.035.013	ST4,2X32MM	10	51593.042.032	ST4,8X38MM	10	51593.048.038
ST3,5X19MM	10	51593.035.019	ST4,2X38MM	10	51593.042.038	ST4,8X50MM	10	51593.048.050
ST3,5X25MM	10	51593.035.025						
ST3,5X38MM	10	51593.035.038	ST4,8X13MM	10	51593.048.013	ST5,5X25MM	10	51593.055.025
			ST4,8X19MM	10	51593.048.019	ST5,5X32MM	10	51593.055.032
ST4,2X13MM	10	51593.042.013	ST4,8X25MM	10	51593.048.025	ST5,5X38MM	10	51593.055.038
ST4,2X19MM	10	51593.042.019	ST4,8X32MM	10	51593.048.032	ST5,5X50MM	10	51593.055.050
ST4,2X25MM	10	51593.042.025						

FABORY

SECURITY Cross recessed countersunk head tapping screw with pin

SECURITY Verzonken plaatschroef met kruisgleuf met pin / SÉCURITÉ Vis à tôle à tête fraisée à empreinte cruciforme avec goupille

PHILLIPS (H) **DIN** **7982 C-H**

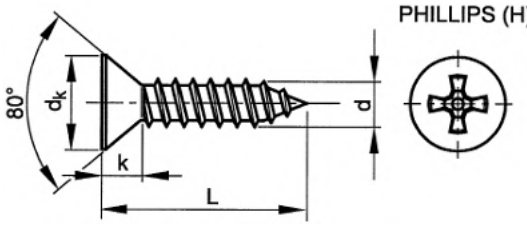

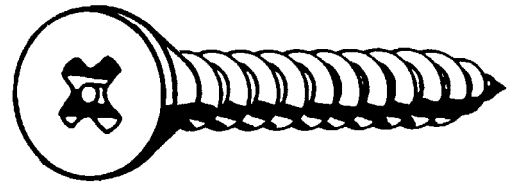

Technical Data

d	d_k (max.)	k (max.)	No. cross recess	P
ST3.5	7.1	2.1	2	1.30
ST4.2	8.4	2.5	2	1.40
ST4.8	9.8	2.9	2	1.60
ST5.5	11.1	3.4	3	1.80

Tooling available on request.

51594 **SECURITY Cross recessed countersunk head tapping screw with pin / SECURITY Verzonken plaatschroef met kruisgleuf met pin / SÉCURITÉ Vis à tôle à tête fraisée à empreinte cruciforme avec goupille** **K91A**

Thread Self tapping thread
Material Stainless steel A2

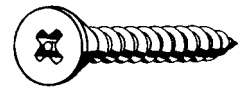

d x L	✉	Art.number	d x L	✉	Art.number	d x L	✉	Art.number
ST3,5X13MM	10	51594.035.013	ST4,2X25MM	10	51594.042.025	ST4,8X50MM	100	51594.048.050
ST3,5X25MM	10	51594.035.025	ST4,2X32MM	10	51594.042.032			
ST3,5X32MM	10	51594.035.032	ST4,2X38MM	10	51594.042.038	ST5,5X19MM	10	51594.055.019
ST3,5X38MM	10	51594.035.038				ST5,5X32MM	100	51594.055.032
			ST4,8X32MM	10	51594.048.032	ST5,5X38MM	10	51594.055.038
ST4,2X19MM	10	51594.042.019	ST4,8X38MM	10	51594.048.038	ST5,5X50MM	10	51594.055.050

10

SECURITY Hexagon socket countersunk head screw with pin

SECURITY Verzonkenkop schroef binnenzeskant met pin / SÉCURITÉ Vis à tête fraisée hexagonale creuse + téton

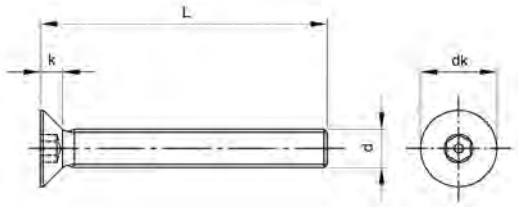



Technical Data

d	d_k (max.)	k (max.)	Socket
M3	6	1.75	2
M4	8	2.4	2.5
M5	10	2.95	3
M6	12	3.45	4
M8	16	4.6	5
M10	20	5.5	6
M12	23	7.4	8

Tooling available on request.

51578 **SECURITY Hexagon socket countersunk head screw with pin / SECURITY Verzonkenkop schroef binnenzeskant met pin / SÉCURITÉ Vis à tête fraisée hexagonale creuse + téton** **K91A**

Thread Metric thread
Material Stainless steel A2



d x L	✉	Art.number	d x L	✉	Art.number	d x L	✉	Art.number
M3X6*	100	51578.030.006	M5X25*	100	51578.050.025	M8X25*	100	51578.080.025
M3X8*	100	51578.030.008	M5X30	100	51578.050.030	M8X30	100	51578.080.030
M3X10*	100	51578.030.010	M5X40*	100	51578.050.040	M8X35*	100	51578.080.035
M3X12*	100	51578.030.012	M5X50*	100	51578.050.050	M8X40	100	51578.080.040
M3X16	100	51578.030.016	M5X60*	100	51578.050.060	M8X50*	100	51578.080.050
M3X20*	100	51578.030.020				M8X60	100	51578.080.060
			M6X8*	100	51578.060.008			
M4X8*	100	51578.040.008	M6X10*	100	51578.060.010	M10X20*	100	51578.100.020
M4X10*	100	51578.040.010	M6X12*	100	51578.060.012	M10X25*	100	51578.100.025
M4X12*	100	51578.040.012	M6X16*	100	51578.060.016	M10X30*	100	51578.100.030
M4X16	100	51578.040.016	M6X20	100	51578.060.020	M10X40*	100	51578.100.040
M4X20	100	51578.040.020	M6X25*	100	51578.060.025	M10X50*	100	51578.100.050
M4X25	100	51578.040.025	M6X30	100	51578.060.030	M10X60*	100	51578.100.060
M4X30*	100	51578.040.030	M6X40*	100	51578.060.040			
M4X40*	100	51578.040.040	M6X50*	100	51578.060.050	M12X20*	100	51578.120.020
			M6X60*	100	51578.060.060	M12X25*	100	51578.120.025
M5X8*	100	51578.050.008				M12X30*	100	51578.120.030
M5X10	100	51578.050.010	M8X12*	100	51578.080.012	M12X40*	100	51578.120.040
M5X12	100	51578.050.012	M8X16	100	51578.080.016	M12X50*	100	51578.120.050
M5X16	100	51578.050.016	M8X20	100	51578.080.020	M12X60*	100	51578.120.060
M5X20*	100	51578.050.020						

FABORY

SECURITY Hexagon socket raised countersunk screw with pin

SECURITY Binnenzeskant/pin bolverzonken kop schroef / SÉCURITÉ Vis à métaux à tête fraisée bombée à six pans creux avec téton

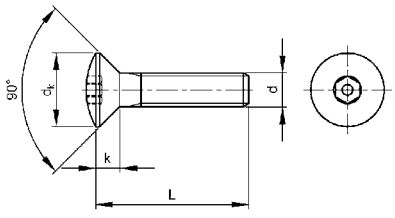



Technical Data

d	d_k (max.)	Drive size	k (max.)
M3.5	6.5	H30	1.8

Tooling available on request

51038 **SECURITY Hexagon socket raised countersunk screw with pin / SECURITY Binnenzeskant/pin bolverzonken kop schroef / SÉCURITÉ Vis à métaux à tête fraisée bombée à six pans creux avec téton** **K91A**

Thread Metric thread
Material Stainless steel A2



d x L	✉	Art.number	d x L	✉	Art.number	d x L	✉	Art.number
M3,5X12*	100	51038.035.012	M3,5X30*	100	51038.035.030	M3,5X50*	100	51038.035.050
M3,5X20*	100	51038.035.020	M3,5X40*	100	51038.035.040	M3,5X60*	100	51038.035.060
M3,5X25*	100	51038.035.025						

SECURITY Hexagon socket button head screw with pin

SECURITY Laagbolkopschroef binnenzeskant met pin / SÉCURITÉ Vis à tête bombée plat à six pans creux avec goupille

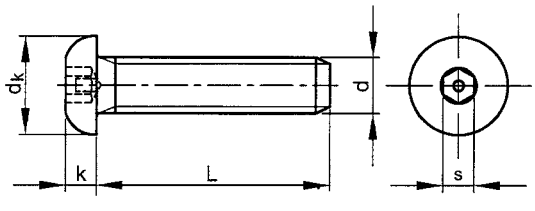

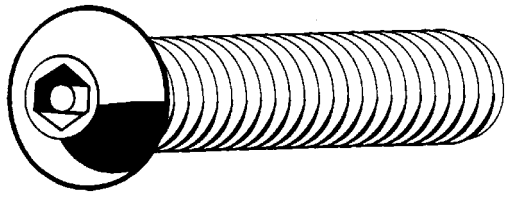

Technical Data

d	d_k (max.)	k (max.)	P	s
M3	5.7	1.65	0.50	2
M4	7.6	2.2	0.70	2.5
M5	9.5	2.75	0.80	3
M6	10.5	3.3	1.00	4
M8	14	4.4	1.25	5
M10	17.5	5.6	1.50	6
M12	21	6.6	1.75	8

Tooling available on request

51036	SECURITY Hexagon socket button head screw with pin / SECURITY Laagbolkopschroef binnenzeskant met pin / SÉCURITÉ Vis à tête bombée plat à six pans creux avec goupille	K91A

Thread Metric thread
Material Stainless steel A2

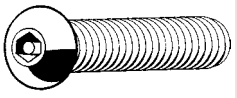

d x L	✉	Art.number	d x L	✉	Art.number	d x L	✉	Art.number
M3X6*	100	51036.030.006	M5X50*	100	51036.050.050			
M3X8	100	51036.030.008	M5X60*	100	51036.050.060	M10X16*	100	51036.100.016
M3X10*	100	51036.030.010				M10X20*	100	51036.100.020
M3X12	100	51036.030.012	M6X10	25	51036.060.010	M10X25	100	51036.100.025
M3X16	100	51036.030.016	M6X12	25	51036.060.012	M10X30	100	51036.100.030
M3X20*	100	51036.030.020	M6X16	25	51036.060.016	M10X40	100	51036.100.040
			M6X20	25	51036.060.020	M10X45*	100	51036.100.045
M4X6*	100	51036.040.006	M6X25	25	51036.060.025	M10X50	100	51036.100.050
M4X8	100	51036.040.008	M6X30	25	51036.060.030	M10X60*	100	51036.100.060
M4X10	50	51036.040.010	M6X40	25	51036.060.040	M10X70*	100	51036.100.070
M4X12	50	51036.040.012	M6X50	25	51036.060.050	M10X75*	100	51036.100.075
M4X16	50	51036.040.016	M6X60	100	51036.060.060	M10X90*	100	51036.100.090
M4X20	50	51036.040.020				M10X100*	100	51036.100.100
M4X25	50	51036.040.025	M8X10	25	51036.080.010			
M4X30	50	51036.040.030	M8X12	25	51036.080.012	M12X20*	100	51036.120.020
M4X40*	100	51036.040.040	M8X16	25	51036.080.016	M12X25*	100	51036.120.025
			M8X20	25	51036.080.020	M12X30*	100	51036.120.030
M5X10	50	51036.050.010	M8X25	25	51036.080.025	M12X35*	100	51036.120.035
M5X12	50	51036.050.012	M8X30	25	51036.080.030	M12X40*	100	51036.120.040
M5X16	50	51036.050.016	M8X35*	100	51036.080.035	M12X50*	100	51036.120.050
M5X20	50	51036.050.020	M8X40	25	51036.080.040	M12X60*	100	51036.120.060
M5X25	25	51036.050.025	M8X45*	100	51036.080.045	M12X80*	100	51036.120.080
M5X30	25	51036.050.030	M8X50	25	51036.080.050	M12X120*	100	51036.120.120
M5X40	100	51036.050.040	M8X60	100	51036.080.060			

SECURITY Hexagon socket countersunk head tapping screw with pin

SECURITY Verzonken kop plaatschroef binnenzeskant met pin / SÉCURITÉ Vis à tête fraisée à six pans creux avec téton

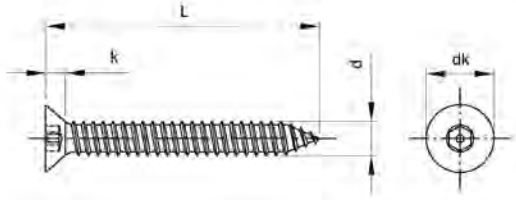

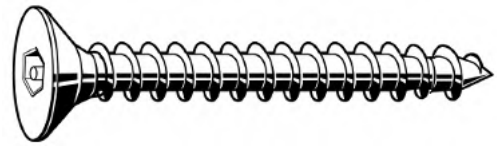

10

Technical Data

d	d_k (max.)	k (max.)	Socket
ST3.5	6.8	2.15	2
ST4.2	8.1	2.6	2.5
ST4.8	9.5	3.15	3
ST5.5	10.8	3.55	4
ST6.3	12.4	4	4

Tooling available on request

51588	SECURITY Hexagon socket countersunk head tapping screw with pin / SECURITY Verzonken kop plaatschroef binnenzeskant met pin / SÉCURITÉ Vis à tête fraisée à six pans creux avec téton	K91A

Thread Self tapping thread
Material Stainless steel A2



d x L	✉	Art.number	d x L	✉	Art.number	d x L	✉	Art.number
ST3,5X9,5MM*	100	51588.035.009	ST4,2X16MM*	100	51588.042.016	ST4,8X16MM*	100	51588.048.016
ST3,5X13MM*	100	51588.035.013	ST4,2X19MM*	100	51588.042.019	ST4,8X19MM*	100	51588.048.019
ST3,5X16MM*	100	51588.035.016	ST4,2X25MM*	100	51588.042.025	ST4,8X25MM*	100	51588.048.025
ST3,5X19MM*	100	51588.035.019	ST4,2X32MM*	100	51588.042.032	ST4,8X32MM*	100	51588.048.032
ST3,5X25MM*	100	51588.035.025	ST4,2X38MM*	100	51588.042.038	ST4,8X38MM*	100	51588.048.038
ST3,5X38MM*	100	51588.035.038	ST4,2X50MM*	100	51588.042.050	ST4,8X50MM*	100	51588.048.050
						ST4,8X63MM*	100	51588.048.063
ST4,2X13MM*	100	51588.042.013	ST4,8X13MM*	100	51588.048.013			

FABORY

51588	SECURITY Hexagon socket countersunk head tapping screw with pin / SECURITY Verzonken kop plaatschroef binnenzeskant met pin / SÉCURITÉ Vis à tête fraisée à six pans creux avec téton	←

d x L	✉	Art.number	d x L	✉	Art.number	d x L	✉	Art.number
ST5,5X19MM*	100	51588.055.019	ST5,5X50MM*	100	51588.055.050	ST6,3X32MM*	100	51588.063.032
ST5,5X25MM*	100	51588.055.025				ST6,3X38MM*	100	51588.063.038
ST5,5X32MM*	100	51588.055.032	ST6,3X19MM*	100	51588.063.019	ST6,3X50MM*	100	51588.063.050
ST5,5X38MM*	100	51588.055.038	ST6,3X25MM*	100	51588.063.025			

SECURITY Hexagon socket button head tapping screw with pin

SECURITY Laagbolkop plaatschoef binnenzeskant met pin / SÉCURITÉ Vis à tête cylindrique bombée plate à six pans creux avec téton

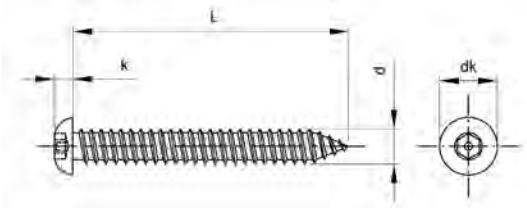



Technical Data

d	d_k (max.)	k (max.)	Socket
ST3.5	5.7	1.65	2
ST4.2	7.6	2.2	2.5
ST4.8	9.5	2.75	3
ST5.5	10.3	3.2	4
ST6.3	10.5	3.3	4

Tooling available on request

51599	SECURITY Hexagon socket button head tapping screw with pin / SECURITY Laagbolkop plaatschoef binnenzeskant met pin / SÉCURITÉ Vis à tête cylindrique bombée plate à six pans creux avec téton	K91A

Thread Self tapping thread
Material Stainless steel A2



d x L	✉	Art.number	d x L	✉	Art.number	d x L	✉	Art.number
ST3,5X9,5MM*	100	51599.035.009	ST4,2X32MM*	100	51599.042.032			
ST3,5X13MM	100	51599.035.013	ST4,2X38MM*	100	51599.042.038	ST5,5X19MM*	100	51599.055.019
ST3,5X16MM*	100	51599.035.016	ST4,2X50MM*	100	51599.042.050	ST5,5X25MM*	100	51599.055.025
ST3,5X19MM*	100	51599.035.019				ST5,5X32MM*	100	51599.055.032
ST3,5X25MM*	100	51599.035.025	ST4,8X13MM*	100	51599.048.013	ST5,5X38MM*	100	51599.055.038
ST3,5X38MM*	100	51599.035.038	ST4,8X16MM*	100	51599.048.016			
			ST4,8X19MM	100	51599.048.019	ST6,3X16MM*	100	51599.063.016
ST4,2X9,5MM*	100	51599.042.009	ST4,8X25MM	100	51599.048.025	ST6,3X19MM*	100	51599.063.019
ST4,2X13MM	100	51599.042.013	ST4,8X32MM	100	51599.048.032	ST6,3X25MM*	100	51599.063.025
ST4,2X16MM*	100	51599.042.016	ST4,8X38MM*	100	51599.048.038	ST6,3X32MM*	100	51599.063.032
ST4,2X19MM*	100	51599.042.019	ST4,8X50MM	100	51599.048.050	ST6,3X38MM*	100	51599.063.038
ST4,2X25MM	100	51599.042.025	ST4,8X63MM*	100	51599.048.063	ST6,3X50MM*	100	51599.063.050

10

SECURITY Hexalobular socket countersunk head screw with pin

SECURITY Verzonken kop schroef T-ster met pin / SÉCURITÉ Vis à tête fraisée à six lobes interne avec téton

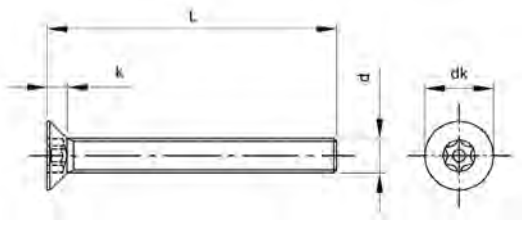



Technical Data

d	d_k (max.)	k (max.)	Socket
M3	6	1.75	T10
M4	8	2.4	T20
M5	10	2.95	T25
M6	12	3.45	T30
M8	16	4.4	T40
M10	20	5.5	T45

Tooling available on request

51574 **SECURITY Hexalobular socket countersunk head screw with pin / SECURITY Verzonken kop schroef T-ster met pin / SÉCURITÉ Vis à tête fraisée à six lobes interne avec téton** **K91A**

Thread Metric thread
Material Stainless steel A2
Class 50



d x L	✉	Art.number	d x L	✉	Art.number	d x L	✉	Art.number
M3X6*	100	51574.030.006	M5X10	100	51574.050.010	M6X40*	100	51574.060.040
M3X8	100	51574.030.008	M5X12	100	51574.050.012	M6X50*	100	51574.060.050
M3X10*	100	51574.030.010	M5X16	100	51574.050.016	M6X60*	100	51574.060.060
M3X12	100	51574.030.012	M5X20	100	51574.050.020	M6X80*	100	51574.060.080
M3X16*	100	51574.030.016	M5X25	100	51574.050.025			
M3X20*	100	51574.030.020	M5X30	100	51574.050.030	M8X16*	100	51574.080.016
M3X25*	100	51574.030.025	M5X40*	100	51574.050.040	M8X20*	100	51574.080.020
			M5X45*	100	51574.050.045	M8X25*	100	51574.080.025
M4X6	100	51574.040.006	M5X50*	100	51574.050.050	M8X30*	100	51574.080.030
M4X8	100	51574.040.008	M5X60*	100	51574.050.060	M8X40*	100	51574.080.040
M4X10	100	51574.040.010	M5X70*	100	51574.050.070	M8X50*	100	51574.080.050
M4X12*	100	51574.040.012	M5X80*	100	51574.050.080	M8X55*	100	51574.080.055
M4X16	100	51574.040.016				M8X60*	100	51574.080.060
M4X20	100	51574.040.020	M6X8*	100	51574.060.008	M8X80*	100	51574.080.080
M4X25*	100	51574.040.025	M6X10*	100	51574.060.010			
M4X30*	100	51574.040.030	M6X12	100	51574.060.012	M10X25*	100	51574.100.025
M4X40*	100	51574.040.040	M6X16	100	51574.060.016	M10X35*	100	51574.100.035
M4X45*	100	51574.040.045	M6X20*	100	51574.060.020	M10X40*	100	51574.100.040
M4X50	100	51574.040.050	M6X25	100	51574.060.025	M10X50*	100	51574.100.050
M4X70*	100	51574.040.070	M6X30	100	51574.060.030	M10X60*	100	51574.100.060
			M6X35*	100	51574.060.035	M10X80*	100	51574.100.080
M5X8*	100	51574.050.008						

FABORY

SECURITY Hexalobular socket raised countersunk machine screw with pin

SECURITY T-ster/pin bolverzonken kop schroef / SÉCURITÉ Vis à métaux à tête fraisée bombée à six lobes interne avec téton

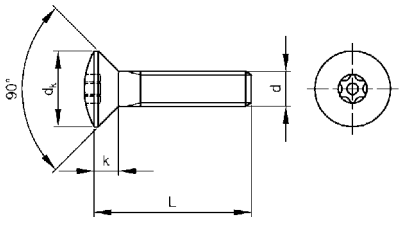



Technical Data

d	d_k (max.)	Drive size	k (max.)
M3.5	6.5	T10	1.8

Tooling available on request

51039 **SECURITY Hexalobular socket raised countersunk machine screw with pin / SECURITY T-ster/pin bolverzonken kop schroef / SÉCURITÉ Vis à métaux à tête fraisée bombée à six lobes interne avec téton** **K91A**

Thread Metric thread
Material Stainless steel A2



d x L	✉	Art.number	d x L	✉	Art.number	d x L	✉	Art.number
M3,5X12*	100	51039.035.012	M3,5X30*	100	51039.035.030	M3,5X50*	100	51039.035.050
M3,5X20*	100	51039.035.020	M3,5X35*	100	51039.035.035	M3,5X75*	100	51039.035.075
M3,5X25*	100	51039.035.025	M3,5X40*	100	51039.035.040			

SECURITY Hexalobular socket button head screw with pin

SECURITY Laagbolkopschroef T-ster met pin / SÉCURITÉ Vis à tête cylindrique bombée plate à six lobes interne avec téton

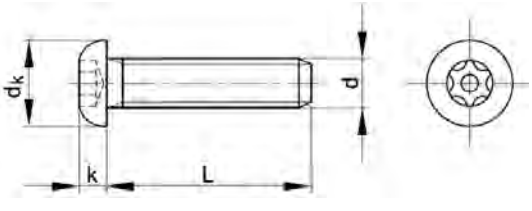



Technical Data

d	d_k (max.)	k (max.)	P	Socket
M3	5.7	1.65	0.50	T10
M4	7.6	2.2	0.70	T20
M5	9.5	2.75	0.80	T25
M6	10.5	3.3	1.00	T30
M8	14	4.4	1.25	T40
M10	17.5	5.5	1.50	T45

Tooling available on request

51037 **SECURITY Hexalobular socket button head screw with pin / SECURITY Laagbolkopschroef T-ster met pin / SÉCURITÉ Vis à tête cylindrique bombée plate à six lobes interne avec téton** **K91A**

Thread Metric thread
Material Stainless steel A2
Class 70

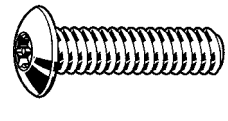

d x L	✉	Art.number	d x L	✉	Art.number	d x L	✉	Art.number
M3X6	100	51037.030.006	M3X10	100	51037.030.010	M3X16	100	51037.030.016
M3X8	100	51037.030.008	M3X12	100	51037.030.012	M3X20	100	51037.030.020

51037	SECURITY Hexalobular socket button head screw with pin / SECURITY Laagbolkopschroef T-ster met pin / SÉCURITÉ Vis à tête cylindrique bombée plate à six lobes interne avec téton	←

d x L	✉	Art.number	d x L	✉	Art.number	d x L	✉	Art.number
M3X25*	100	51037.030.025	M5X40	100	51037.050.040	M8X25	25	51037.080.025
M3X30*	100	51037.030.030	M5X50*	100	51037.050.050	M8X30	25	51037.080.030
			M5X60*	100	51037.050.060	M8X35*	100	51037.080.035
M4X6	100	51037.040.006				M8X40	25	51037.080.040
M4X8	100	51037.040.008	M6X8*	100	51037.060.008	M8X50	25	51037.080.050
M4X10	50	51037.040.010	M6X10	25	51037.060.010	M8X55*	100	51037.080.055
M4X12	50	51037.040.012	M6X12	25	51037.060.012	M8X60	100	51037.080.060
M4X16	50	51037.040.016	M6X14*	100	51037.060.014	M8X75*	100	51037.080.075
M4X20	50	51037.040.020	M6X16	25	51037.060.016	M8X80*	100	51037.080.080
M4X25	50	51037.040.025	M6X18*	100	51037.060.018	M8X100	100	51037.080.100
M4X30	50	51037.040.030	M6X20	25	51037.060.020			
M4X35	100	51037.040.035	M6X22*	100	51037.060.022	M10X16	100	51037.100.016
M4X40	100	51037.040.040	M6X25	25	51037.060.025	M10X20	100	51037.100.020
M4X45*	100	51037.040.045	M6X30	25	51037.060.030	M10X25	100	51037.100.025
M4X50	100	51037.040.050	M6X35*	100	51037.060.035	M10X30	100	51037.100.030
M4X60*	100	51037.040.060	M6X40	25	51037.060.040	M10X35*	100	51037.100.035
			M6X45	100	51037.060.045	M10X40	100	51037.100.040
M5X8	100	51037.050.008	M6X50	25	51037.060.050	M10X50*	100	51037.100.050
M5X10	50	51037.050.010	M6X55*	100	51037.060.055	M10X60*	100	51037.100.060
M5X12	50	51037.050.012	M6X60*	100	51037.060.060	M10X65*	100	51037.100.065
M5X16	50	51037.050.016	M6X80*	100	51037.060.080	M10X70*	100	51037.100.070
M5X20	50	51037.050.020				M10X80*	100	51037.100.080
M5X25	25	51037.050.025	M8X12	25	51037.080.012	M10X100*	100	51037.100.100
M5X30	25	51037.050.030	M8X16	25	51037.080.016			
M5X35*	100	51037.050.035	M8X20	25	51037.080.020			

SECURITY Hexalobular socket countersunk head tapping screw with pin

SECURITY Verzonken kop plaatschroef T-ster met pin / SÉCURITÉ Vis à tête fraisée à six lobes interne avec téton

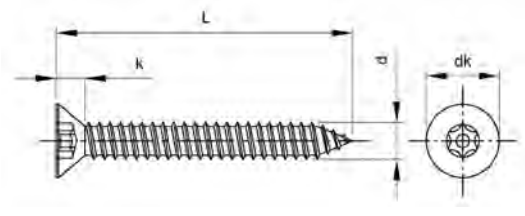

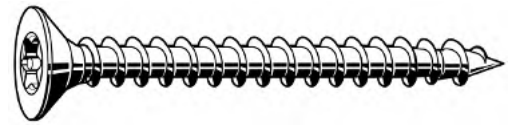

Technical Data

d	d_k (max.)	k (max.)	Socket
ST2.9	4.9	1.7	T10
ST3.5	6.8	2.15	T15
ST4.2	8.1	2.6	T20
ST4.8	9.5	3.15	T25
ST5.5	10.8	3.55	T27
ST6.3	12.4	4	T30

Tooling available on request

10

51573	SECURITY Hexalobular socket countersunk head tapping screw with pin / SECURITY Verzonken kop plaatschroef T-ster met pin / SÉCURITÉ Vis à tête fraisée à six lobes interne avec téton	K91A

Thread Self tapping thread
Material Stainless steel A2

RoHS



d x L	✉	Art.number	d x L	✉	Art.number	d x L	✉	Art.number
ST2,9X13MM*	100	51573.029.013	ST4,2X9,5MM*	100	51573.042.009	ST4,8X19MM*	100	51573.048.019
ST2,9X16MM*	100	51573.029.016	ST4,2X13MM*	100	51573.042.013	ST4,8X25MM	100	51573.048.025
ST2,9X19MM*	100	51573.029.019	ST4,2X16MM	100	51573.042.016	ST4,8X32MM*	100	51573.048.032
ST2,9X25MM*	100	51573.029.025	ST4,2X19MM	100	51573.042.019	ST4,8X38MM*	100	51573.048.038
			ST4,2X25MM	100	51573.042.025	ST4,8X50MM	100	51573.048.050
ST3,5X13MM*	100	51573.035.013	ST4,2X32MM*	100	51573.042.032	ST4,8X63MM*	100	51573.048.063
ST3,5X16MM*	100	51573.035.016	ST4,2X38MM	100	51573.042.038	ST4,8X75MM*	100	51573.048.075
ST3,5X19MM*	100	51573.035.019	ST4,2X44MM*	100	51573.042.044	ST4,8X100MM*	100	51573.048.100
ST3,5X25MM	100	51573.035.025	ST4,2X50MM*	100	51573.042.050			
ST3,5X32MM*	100	51573.035.032	ST4,2X63MM*	100	51573.042.063	ST5,5X19MM*	100	51573.055.019
ST3,5X38MM*	100	51573.035.038				ST5,5X25MM*	100	51573.055.025
ST3,5X50MM*	100	51573.035.050	ST4,8X13MM*	100	51573.048.013	ST5,5X32MM*	100	51573.055.032
			ST4,8X16MM*	100	51573.048.016	ST5,5X38MM*	100	51573.055.038

FABORY

51573	SECURITY Hexalobular socket countersunk head tapping screw with pin / SECURITY Verzonken kop plaatschroef T-ster met pin / SÉCURITÉ Vis à tête fraisée à six lobes interne avec téton	←

d x L	✉	Art.number	d x L	✉	Art.number	d x L	✉	Art.number
ST5,5X50MM*	100	51573.055.050	ST6,3X16MM*	100	51573.063.016	ST6,3X38MM*	100	51573.063.038
ST5,5X63MM*	100	51573.055.063	ST6,3X19MM*	100	51573.063.019	ST6,3X50MM*	100	51573.063.050
ST5,5X75MM*	100	51573.055.075	ST6,3X25MM*	100	51573.063.025			
			ST6,3X32MM*	100	51573.063.032			

SECURITY Hexalobular socket button head tapping screw with pin

SECURITY Laagbolkop plaatschroef T-ster met pin / SÉCURITÉ Vis à tête cylindrique bombée plate à six lobes interne avec téton

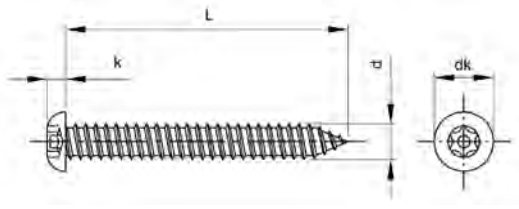



Technical Data

d	d_k (max.)	k (max.)	Socket
ST2.9	5.65	1.65	T10
ST3.5	6.9	2.6	T10
ST4.2	7.6	2.2	T15
ST4.8	9.5	2.75	T25
ST5.5	10.9	3.3	T27
ST6.3	11.2	3.7	T27

Tooling available on request

51572	SECURITY Hexalobular socket button head tapping screw with pin / SECURITY Laagbolkop plaatschroef T-ster met pin / SÉCURITÉ Vis à tête cylindrique bombée plate à six lobes interne avec téton	K91A

Thread Self tapping thread
Material Stainless steel A2



d x L	✉	Art.number	d x L	✉	Art.number	d x L	✉	Art.number
ST2,9X13MM*	100	51572.029.013	ST4,2X19MM*	100	51572.042.019	ST5,5X19MM*	100	51572.055.019
ST2,9X19MM*	100	51572.029.019	ST4,2X25MM*	100	51572.042.025	ST5,5X25MM*	100	51572.055.025
			ST4,2X32MM	100	51572.042.032	ST5,5X32MM*	100	51572.055.032
ST3,5X9,5MM*	100	51572.035.009	ST4,2X38MM	100	51572.042.038	ST5,5X38MM	100	51572.055.038
ST3,5X13MM*	100	51572.035.013	ST4,2X50MM*	100	51572.042.050	ST5,5X50MM*	100	51572.055.050
ST3,5X16MM*	100	51572.035.016				ST5,5X63MM*	100	51572.055.063
ST3,5X19MM*	100	51572.035.019	ST4,8X13MM*	100	51572.048.013	ST5,5X75MM*	100	51572.055.075
ST3,5X25MM	100	51572.035.025	ST4,8X16MM*	100	51572.048.016			
ST3,5X38MM*	100	51572.035.038	ST4,8X19MM*	100	51572.048.019	ST6,3X13MM*	100	51572.063.013
ST3,5X50MM*	100	51572.035.050	ST4,8X25MM*	100	51572.048.025	ST6,3X19MM*	100	51572.063.019
			ST4,8X32MM*	100	51572.048.032	ST6,3X25MM*	100	51572.063.025
ST4,2X9,5MM*	100	51572.042.009	ST4,8X38MM*	100	51572.048.038	ST6,3X32MM*	100	51572.063.032
ST4,2X13MM*	100	51572.042.013	ST4,8X50MM*	100	51572.048.050	ST6,3X38MM*	100	51572.063.038
ST4,2X16MM*	100	51572.042.016				ST6,3X50MM*	100	51572.063.050

10

SECURITY Hexalobular socket countersunk head self drilling screw with pin

SECURITY T-ster/pin boorschroef met verzonken kop / SÉCURITÉ Vis autoperceuse à tête fraisée à six lobes interne avec téton

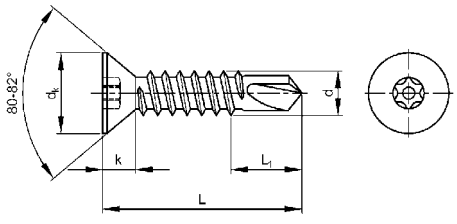



Technical Data

d	d_k (max.)	Drive size	k (max.)	L_1 ≈
ST4.2	8.1	T20	3	7
ST4.8	9.5	T25	3.2	8
ST5.5	10.8	T27	3.7	10

Tooling available on request

51571 **SECURITY Hexalobular socket countersunk head self drilling screw with pin / SECURITY T-ster/pin boorschroef met verzonken kop / SÉCURITÉ Vis autoperceuse à tête fraisée à six lobes interne avec téton** **K91A**

Thread Self tapping thread
Material Steel
Surface treatment Zinc flake Cr(VI) free - flZn/nc



d x L	✉	Art.number	d x L	✉	Art.number	d x L	✉	Art.number
ST4,2X13MM*	100	51571.042.013	ST4,8X19MM*	100	51571.048.019			
ST4,2X19MM*	100	51571.042.019	ST4,8X25MM*	100	51571.048.025	ST5,5X25MM*	100	51571.055.025
ST4,2X25MM*	100	51571.042.025	ST4,8X38MM*	100	51571.048.038	ST5,5X38MM*	100	51571.055.038
ST4,2X38MM*	100	51571.042.038	ST4,8X50MM*	100	51571.048.050	ST5,5X50MM*	100	51571.055.050

10

FABORY

SECURITY Hexalobular socket pan head self drilling screw with pin

SECURITY T-ster/pin laagbolkop boorschroef / SÉCURITÉ Vis autoperceuse à tête bombée à six lobes interne avec téton

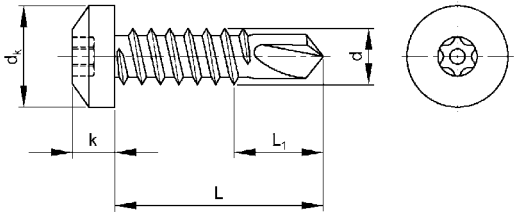



Technical Data

d	d_k (max.)	Drive size	k (max.)	L_1 ≈
ST4.2	8.2	T20	3.05	7
ST4.8	9.5	T25	3.55	8
ST5.5	10.8	T27	3.95	10

Tooling available on request

51570 **SECURITY Hexalobular socket pan head self drilling screw with pin / SECURITY T-ster/pin laagbolkop boorschroef / SÉCURITÉ Vis autoperceuse à tête bombée à six lobes interne avec téton** **K91A**

Thread Self tapping thread
Material Steel
Surface treatment Zinc flake Cr(VI) free - flZn/nc



d x L	✉	Art.number	d x L	✉	Art.number	d x L	✉	Art.number
ST4,2X13MM*	100	51570.042.013	ST4,8X19MM*	100	51570.048.019			
ST4,2X19MM*	100	51570.042.019	ST4,8X25MM*	100	51570.048.025	ST5,5X25MM*	100	51570.055.025
ST4,2X25MM*	100	51570.042.025	ST4,8X38MM*	100	51570.048.038	ST5,5X38MM*	100	51570.055.038
ST4,2X38MM*	100	51570.042.038	ST4,8X50MM*	100	51570.048.050	ST5,5X50MM*	100	51570.055.050

10

SECURITY Hexalobular socket countersunk head barrel nut with pin

SECURITY T-ster/pin hulsmoer met verzonken kop / SÉCURITÉ Écrou barillet à tête fraisée à six lobes interne avec téton

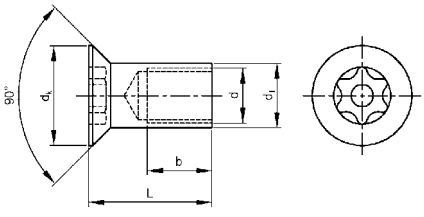



Technical Data

d	b	d_1	d_k (max.)	Drive size
M4	6	5.3	8	T20
M5	6	6.35	10	T25
M6	7	8	12	T30
M8	10	10	16	T40
M10	14	12.5	20	T45

Tooling available on request

51211 **SECURITY Hexalobular socket countersunk head barrel nut with pin / SECURITY T-ster/pin hulsmoer met verzonken kop / SÉCURITÉ Écrou barillet à tête fraisée à six lobes interne avec téton** **K91A**

Thread Metric thread
Material Stainless steel A2

RoHS



d x L	✉	Art.number	d x L	✉	Art.number	d x L	✉	Art.number
M4X12*	100	51211.040.012	M6X16*	100	51211.060.016	M8X20*	100	51211.080.020
M5X16*	100	51211.050.016				M10X25*	100	51211.100.025

10

FABORY

SECURITY Hexalobular socket button head barrel nut with pin

SECURITY T-ster/pin hulsmoer met laagbolkop / SÉCURITÉ Écrou barillet à tête cylindrique bombée plate à six lobes interne avec téton

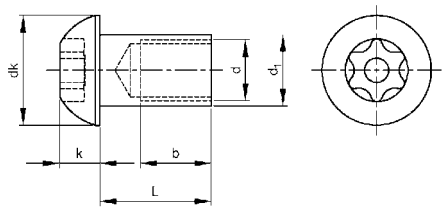



Technical Data

d x L	b	d_1	d_k (max.)	Drive size	k (max.)
M4X10	6	5.2	10	T20	2.8
M5X10	6	6.3	10	T25	3.3
M6X12	9	8	12	T30	4.4
M6X25	20	8	12	T30	4.4
M8X16	12	10	14.3	T40	5
M8X30	25	10	14.3	T40	5
M10X20	14	12.5	18	T45	5.8

Tooling available on request

51216 **SECURITY Hexalobular socket button head barrel nut with pin / SECURITY T-ster/pin hulsmoer met laagbolkop / SÉCURITÉ Écrou barillet à tête cylindrique bombée plate à six lobes interne avec téton** **K91A**

Thread Metric thread
Material Stainless steel A2



d x L	✉	Art.number	d x L	✉	Art.number	d x L	✉	Art.number
M4X10*	100	51216.040.010	M6X12*	100	51216.060.012	M8X30*	100	51216.080.030
M5X10*	100	51216.050.010	M6X25*	100	51216.060.025	M10X20*	100	51216.100.020
			M8X16*	100	51216.080.016			

10

SECURITY Hexalobular socket countersunk head sleeve anchor with pin

SECURITY T-ster/pin hulsanker met verzonken kop / SÉCURITÉ Élément d'ancrage à tête fraisée à six lobes interne/téton

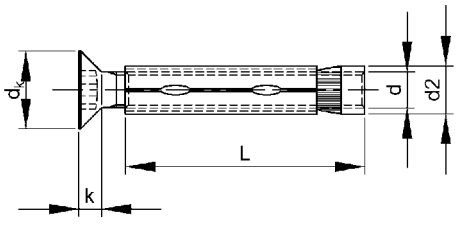



Technical Data

d x L	Allowable static shear load (kN)	Allowable static tension load (kN)	d_2	d_k (max.)	Drive size	k (max.)	Min. t_d	t_{fix} (max.)
M6X50	2.3	1.2	8	12	T30	3.3	37	10
M8X55	7.5	2.2	10	16	T40	4.4	45	10
M8X80	7.5	2.2	10	16	T40	4.4	45	25
M10X60	9.6	3.5	12	20	T45	5.5	52	10
M10X80	9.6	3.5	12	20	T45	5.5	52	25

d2 = Nominal diameter of drill bit.
tfix = Grip range.
Min. td = Recommended drilling depth.
These anchors are not intended for heavy duty structural applications.
Tooling available on request.

70930 **SECURITY Hexalobular socket countersunk head sleeve anchor with pin / SECURITY T-ster/pin hulsanker met verzonken kop / SÉCURITÉ Élément d'ancrage à tête fraisée à six lobes interne/téton** **K91A**

Thread Metric thread
Material Stainless steel A2



d x L	✉	Art.number	d x L	✉	Art.number	d x L	✉	Art.number
M6X50*	50	70930.060.050	M8X80*	50	70930.080.080	M10X60*	50	70930.100.060
						M10X80*	50	70930.100.080
M8X55*	50	70930.080.055						

10

FABORY

SECURITY Hexalobular socket button head sleeve anchor with pin

SECURITY T-ster/pin hulsanker met laagbolkop / SÉCURITÉ Élément d'ancrage à tête cylindrique bombée plate à six lobes interne/téton

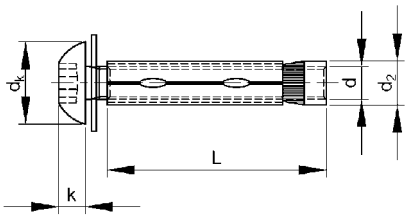



Technical Data

d x L	Allowable static shear load (kN)	Allowable static tension load (kN)	d_2	d_k (max.)	Drive size	k (max.)	Min. t_d	t_{fix} (max.)
M6X45	2.3	1.2	8	10.5	T30	3.3	37	10
M8X55	7.5	2.2	10	14	T40	4.4	45	10
M8X75	7.5	2.2	10	14	T40	4.4	45	25
M10X65	9.6	3.5	12	17.5	T45	5.5	52	10
M10X80	9.6	3.5	12	17.5	T45	5.5	52	25

d2 = Nominal diameter of drill bit.
tfix = Grip range.
Min. td = Recommended drilling depth.
These anchors are not intended for heavy duty structural applications.
Tooling available on request.

70931 **SECURITY Hexalobular socket button head sleeve anchor with pin / SECURITY T-ster/pin hulsanker met laagbolkop / SÉCURITÉ Élément d'ancrage à tête cylindrique bombée plate à six lobes interne/téton** **K91A**

Thread Metric thread
Material Stainless steel A2



d x L	✉	Art.number	d x L	✉	Art.number	d x L	✉	Art.number
M6X45*	50	70931.060.045	M8X75*	50	70931.080.075	M10X65*	50	70931.100.065
						M10X80*	50	70931.100.080
M8X55*	50	70931.080.055						

10

SECURITY Hexagon socket countersunk head screw with plug

SECURITY Verzonkenkop schroef binnenzeskant met plug / SÉCURITÉ Vis à tête fraisée hexagonale creuse avec obturateur

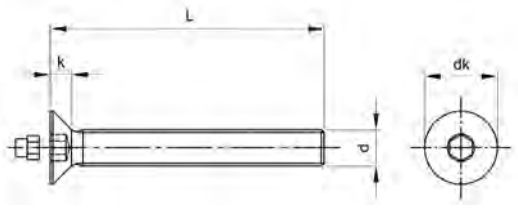



Technical Data

d	d_k (max.)	k (max.)	Socket
M6	12	3.45	4
M8	16	4.6	5
M10	20	5.5	6
M12	24	6.5	8

51673 **SECURITY Hexagon socket countersunk head screw with plug / SECURITY Verzonkenkop schroef binnenzeskant met plug / SÉCURITÉ Vis à tête fraisée hexagonale creuse avec obturateur** **K91A**

Thread Metric thread
Material Stainless steel A2
Class 50



d x L	✉	Art.number	d x L	✉	Art.number	d x L	✉	Art.number
M6X12*	100	51673.060.012						
M6X20*	100	51673.060.020	M8X16*	100	51673.080.016	M10X25*	100	51673.100.025
M6X25*	100	51673.060.025	M8X40*	100	51673.080.040			
M6X30*	100	51673.060.030	M8X50*	100	51673.080.050	M12X30*	100	51673.120.030
M6X50*	100	51673.060.050	M8X60*	100	51673.080.060			

FABORY

SECURITY Hexagon socket button head screw with plug

SECURITY Laagbolkopschroef binnenzeskant met plug / SÉCURITÉ Vis à tête cylindrique avec obturateur

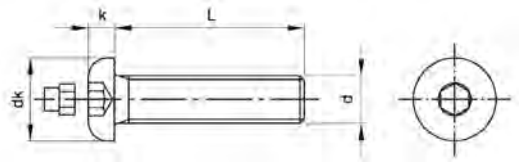



Technical Data

d	d_k (max.)	k (max.)	s
M6	10.5	3.3	4
M8	14	4.4	5
M10	17.5	5.5	6
M12	21	6.6	8

51672 **SECURITY Hexagon socket button head screw with plug / SECURITY Laagbolkopschroef binnenzeskant met plug / SÉCURITÉ Vis à tête cylindrique avec obturateur** **K91A**

Thread Metric thread
Material Stainless steel A2



d x L	✉	Art.number	d x L	✉	Art.number	d x L	✉	Art.number
M6X12*	100	51672.060.012	M8X20*	100	51672.080.020	M10X35*	100	51672.100.035
M6X16*	100	51672.060.016	M8X25*	100	51672.080.025	M10X40*	100	51672.100.040
M6X20*	100	51672.060.020	M8X30*	100	51672.080.030	M10X45*	100	51672.100.045
M6X25*	100	51672.060.025	M8X40*	100	51672.080.040	M10X60*	100	51672.100.060
M6X30*	100	51672.060.030	M8X45*	100	51672.080.045			
M6X35*	100	51672.060.035	M8X50*	100	51672.080.050	M12X25*	100	51672.120.025
M6X50*	100	51672.060.050	M8X60*	100	51672.080.060	M12X30*	100	51672.120.030
M6X60*	100	51672.060.060				M12X40*	100	51672.120.040
			M10X25*	100	51672.100.025	M12X50*	100	51672.120.050
M8X12*	100	51672.080.012	M10X30*	100	51672.100.030	M12X60*	100	51672.120.060

10

SECURITY Hexagon socket drive round head wood screws with plug

SECURITY Bolkop houtschroef binnenzeskant met plug / SÉCURITÉ Vis à bois à tête ronde à six pans creux avec cheville

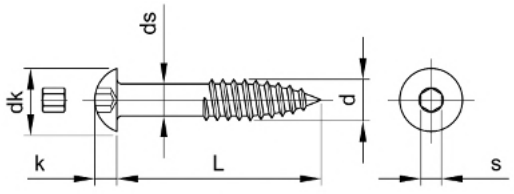



25755	SECURITY Hexagon socket drive round head wood screws with plug / SECURITY Bolkop houtschroef binnenzeskant met plug / SÉCURITÉ Vis à bois à tête ronde à six pans creux avec cheville	K91A
Material	Steel	
Surface treatment	Zinc plated	



d x L	✉	Art.number	d x L	✉	Art.number	d x L	✉	Art.number
8X50MM*	50	25755.080.050	8X90MM*	50	25755.080.090	10X100MM*	50	25755.100.100
8X70MM*	50	25755.080.070				10X130MM*	50	25755.100.130
8X80MM*	50	25755.080.080	10X80MM*	50	25755.100.080			

SECURITY Drive-in plug for hexagon socket

SECURITY Inslagplug voor binnenzeskant / SÉCURITÉ Obturateur pour six pans creux

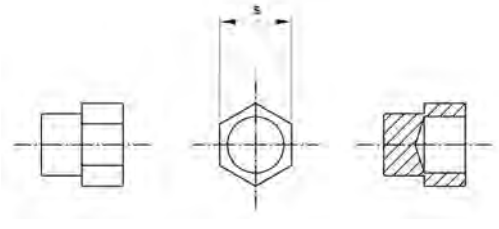

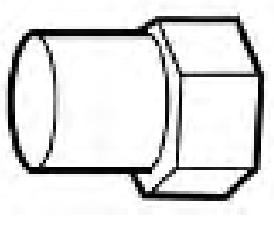

Technical Data

d	s
M4	4
M5	5
M6	6
M8	8

51674	SECURITY Drive-in plug for hexagon socket / SECURITY Inslagplug voor binnenzeskant / SÉCURITÉ Obturateur pour six pans creux	K91A
Material	Stainless steel A1	

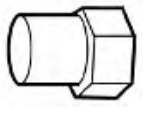

d	✉	Art.number	d	✉	Art.number	d	✉	Art.number
M4*	100	51674.040.001	M6*	100	51674.060.001	M8*	100	51674.080.001
M5*	100	51674.050.001						

FABORY

SECURITY Drive-in plug for hexalobular drive

SECURITY inslagplug voor T-ster / SÉCURITÉ Obturateur de sécurité six lobes internes

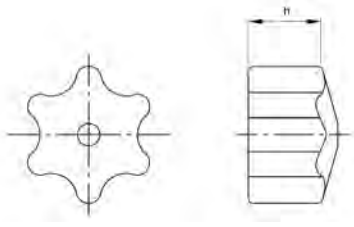



Technical Data

d	a	b	h	Socket
10	2.74	2.05	1.1	T10
15	3.27	2.4	1.8	T15
20	3.86	2.85	1.6	T20
25	4.43	3.25	2.45	T25
30	5.52	4.05	2.2	T30
40	6.65	4.85	3.4	T40

51675 **SECURITY Drive-in plug for hexalobular drive / SECURITY inslagplug voor T-ster / SÉCURITÉ Obturateur de sécurité six lobes internes** **K91A**



Size	✉	Art.number	Size	✉	Art.number	Size	✉	Art.number
T10*	100	51675.000.010	T20*	100	51675.000.020	T30*	100	51675.000.030
T15*	100	51675.000.015	T25*	100	51675.000.025	T40*	100	51675.000.040

SECURITY Pan head screw with 2 holes

SECURITY Pancilinderschroef met 2 gaten / SÉCURITÉ Vis à tête cylindrique avec 2 trous

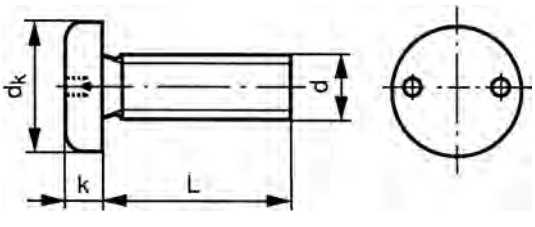

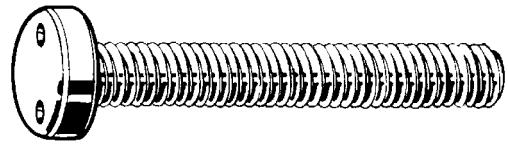

Technical Data

d	d_k (max.)	k (max.)	No. drive	P	d	d_k (max.)	k (max.)	No. drive	P
M3	6	1.8	TH3	0.50	M5	10	3	TH6	0.80
M4	8	2.4	TH5	0.70	M6	12	3.6	TH8	1.00

Tooling available on request.
This drive-type is also known as ‘snake’ eyes or ‘pig nose’.

51591 **SECURITY Pan head screw with 2 holes / SECURITY Pancilinderschroef met 2 gaten / SÉCURITÉ Vis à tête cylindrique avec 2 trous** **K91A**

Thread Metric thread
Material Stainless steel A2



d x L	✉	Art.number	d x L	✉	Art.number	d x L	✉	Art.number
M3X6*	100	51591.030.006				M4X20	10	51591.040.020
M3X8	100	51591.030.008	M4X6*	100	51591.040.006	M4X25	10	51591.040.025
M3X10	10	51591.030.010	M4X8*	100	51591.040.008	M4X30*	100	51591.040.030
M3X12	10	51591.030.012	M4X10	10	51591.040.010			
M3X16	10	51591.030.016	M4X12	10	51591.040.012	M5X8*	100	51591.050.008
M3X20*	100	51591.030.020	M4X16	10	51591.040.016	M5X10	100	51591.050.010

10

51591 **SECURITY Pan head screw with 2 holes / SECURITY Pancilinderschroef met 2 gaten / SÉCURITÉ Vis à tête cylindrique avec 2 trous** ←

d x L	✉	Art.number	d x L	✉	Art.number	d x L	✉	Art.number
M5X12	10	51591.050.012				M6X25	10	51591.060.025
M5X16	10	51591.050.016	M6X10*	100	51591.060.010	M6X30	10	51591.060.030
M5X20	10	51591.050.020	M6X12	10	51591.060.012	M6X35*	100	51591.060.035
M5X25	10	51591.050.025	M6X16	10	51591.060.016	M6X40	10	51591.060.040
M5X30	10	51591.050.030	M6X20	10	51591.060.020	M6X50*	100	51591.060.050

SECURITY Countersunk head screw with 2 holes

SECURITY Verzonken schroef met 2 gaten / SÉCURITÉ Vis à tête fraisée avec 2 trous

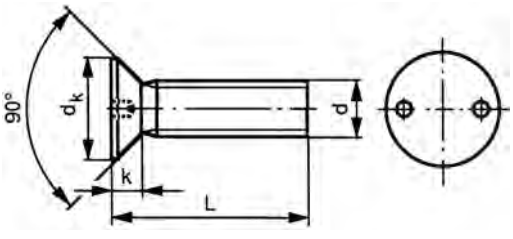

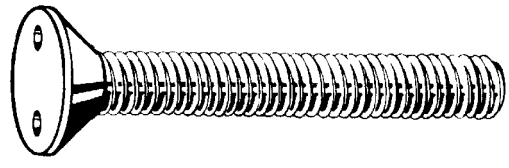

Technical Data

d	d_k (max.)	k (max.)	No. drive	P	d	d_k (max.)	k (max.)	No. drive	P
M3	6	1.7	TH3	0.50	M5	9.8	2.9	TH6	0.80
M4	8.4	2.4	TH5	0.70	M6	12.4	3.3	TH8	1.00

Tooling available on request.
This drive-type is also known as 'snake' eyes or 'pig nose'.

51592 **SECURITY Countersunk head screw with 2 holes / SECURITY Verzonken schroef met 2 gaten / SÉCURITÉ Vis à tête fraisée avec 2 trous** **K91A**

Thread Metric thread
Material Stainless steel A2



d x L	✉	Art.number	d x L	✉	Art.number	d x L	✉	Art.number
M3X8*	100	51592.030.008	M4X12	10	51592.040.012	M5X25	10	51592.050.025
M3X10	10	51592.030.010	M4X16	10	51592.040.016	M5X30	10	51592.050.030
M3X12	10	51592.030.012	M4X20	10	51592.040.020	M5X35*	100	51592.050.035
M3X16	10	51592.030.016	M4X25	10	51592.040.025			
M3X20*	100	51592.030.020	M4X30*	100	51592.040.030	M6X12	10	51592.060.012
M3X25*	100	51592.030.025	M4X35*	100	51592.040.035	M6X16*	100	51592.060.016
M3X30*	100	51592.030.030				M6X20	10	51592.060.020
M3X35*	100	51592.030.035	M5X12	10	51592.050.012	M6X25	10	51592.060.025
			M5X16	10	51592.050.016	M6X30	10	51592.060.030
M4X10	10	51592.040.010	M5X20	10	51592.050.020	M6X40	10	51592.060.040

FABORY

SECURITY Raised countersunk machine screw with 2 holes

SECURITY Bolverzonken kop schroef met 2 gaten / SÉCURITÉ Vis à métaux à tête fraisée bombée avec 2 trous

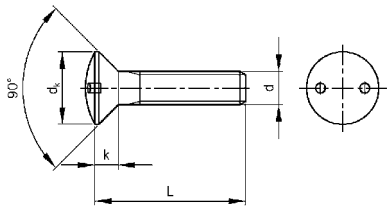



Technical Data

d	d_k (max.)	Drive size	k (max.)
M3.5	6.5	TH4	1.8

Tooling available on request.
This drive-type is also known as 'snake eyes' or 'pig nose'.

51569 **SECURITY Raised countersunk machine screw with 2 holes / SECURITY Bolverzonken kop schroef met 2 gaten / SÉCURITÉ Vis à métaux à tête fraisée bombée avec 2 trous** **K91A**

Thread Metric thread
Material Stainless steel A2

RoHS



d x L	✉	Art.number	d x L	✉	Art.number	d x L	✉	Art.number
M3,5X12*	100	51569.035.012	M3,5X30*	100	51569.035.030	M3,5X50*	100	51569.035.050
M3,5X25*	100	51569.035.025	M3,5X40*	100	51569.035.040			

SECURITY Pan head tapping screw with 2 holes

SECURITY Pancilinder plaatschroef met 2 gaten / SÉCURITÉ Vis à tête ronde deux trous

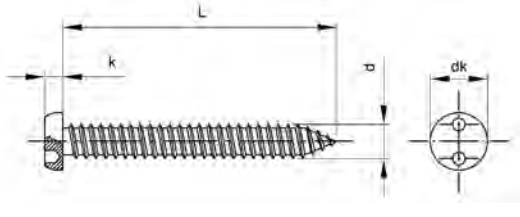



Technical Data

d	d_k (max.)	k (max.)	No. drive
ST2.9	5.6	1.65	TH3
ST3.5	5.7	1.65	TH4
ST4.2	7.6	2.2	TH5
ST4.8	9.5	2.75	TH6
ST5.5	10.5	3.3	TH7
ST6.3	12.4	3.3	TH8

Tooling available on request.
This drive-type is also known as 'snake' eyes or 'pig nose'.

51595 **SECURITY Pan head tapping screw with 2 holes / SECURITY Pancilinder plaatschroef met 2 gaten / SÉCURITÉ Vis à tête ronde deux trous** **K91A**

Thread Self tapping thread
Material Stainless steel A2

RoHS



d x L	✉	Art.number	d x L	✉	Art.number	d x L	✉	Art.number
ST2,9X6,5MM*	100	51595.029.006	ST2,9X16MM*	100	51595.029.016	ST2,9X38MM*	100	51595.029.038
ST2,9X9,5MM*	100	51595.029.009	ST2,9X19MM*	100	51595.029.019			
ST2,9X13MM*	100	51595.029.013	ST2,9X25MM*	100	51595.029.025	ST3,5X6,5MM*	100	51595.035.006

10

51595	SECURITY Pan head tapping screw with 2 holes / SECURITY Pancilinder plaatschroef met 2 gaten / SÉCURITÉ Vis à tête ronde deux trous	←

d x L	✉	Art.number	d x L	✉	Art.number	d x L	✉	Art.number
ST3,5X9,5MM*	100	51595.035.009	ST4,2X32MM*	100	51595.042.032			
ST3,5X13MM*	100	51595.035.013	ST4,2X38MM*	100	51595.042.038	ST5,5X13MM*	100	51595.055.013
ST3,5X16MM*	100	51595.035.016	ST4,2X45MM*	100	51595.042.045	ST5,5X19MM*	100	51595.055.019
ST3,5X19MM*	100	51595.035.019	ST4,2X50MM*	100	51595.042.050	ST5,5X25MM*	100	51595.055.025
ST3,5X25MM*	100	51595.035.025				ST5,5X32MM*	100	51595.055.032
ST3,5X32MM*	100	51595.035.032	ST4,8X9,5MM*	100	51595.048.009	ST5,5X38MM*	100	51595.055.038
ST3,5X38MM*	100	51595.035.038	ST4,8X13MM*	100	51595.048.013	ST5,5X50MM*	100	51595.055.050
ST3,5X50MM*	100	51595.035.050	ST4,8X16MM*	100	51595.048.016			
			ST4,8X19MM*	100	51595.048.019	ST6,3X16MM*	100	51595.063.016
ST4,2X9,5MM*	100	51595.042.009	ST4,8X25MM*	100	51595.048.025	ST6,3X19MM*	100	51595.063.019
ST4,2X13MM*	100	51595.042.013	ST4,8X32MM*	100	51595.048.032	ST6,3X25MM*	100	51595.063.025
ST4,2X16MM*	100	51595.042.016	ST4,8X38MM*	100	51595.048.038	ST6,3X32MM*	100	51595.063.032
ST4,2X19MM*	100	51595.042.019	ST4,8X45MM*	100	51595.048.045	ST6,3X38MM*	100	51595.063.038
ST4,2X25MM*	100	51595.042.025	ST4,8X50MM*	100	51595.048.050	ST6,3X50MM*	100	51595.063.050

SECURITY Countersunk head tapping screw with 2 holes

SECURITY Verzonken kop plaatschroef met 2 gaten / SÉCURITÉ Vis à tôle à tête fraisée avec 2 trous

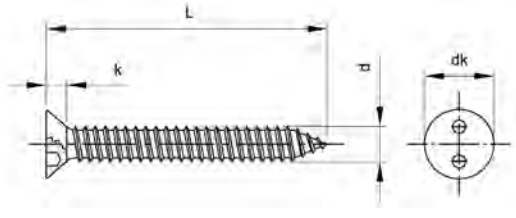



Technical Data

d	d_k (max.)	k (max.)	No. drive
ST2.9	5.6	1.7	TH3
ST3.5	6.8	2.15	TH4
ST4.2	8.1	2.6	TH5
ST4.8	9.5	3.15	TH6
ST5.5	10.8	3.55	TH7
ST6.3	12.4	4	TH8

Tooling available on request.
This drive-type is also known as ‘snake’ eyes or ‘pig nose’.

51596	SECURITY Countersunk head tapping screw with 2 holes / SECURITY Verzonken kop plaatschroef met 2 gaten / SÉCURITÉ Vis à tôle à tête fraisée avec 2 trous	K91A

Thread Self tapping thread
Material Stainless steel A2



d x L	✉	Art.number	d x L	✉	Art.number	d x L	✉	Art.number
ST2,9X6,5MM*	100	51596.029.006				ST4,8X45MM*	100	51596.048.045
ST2,9X9,5MM*	100	51596.029.009	ST4,2X9,5MM*	100	51596.042.009	ST4,8X50MM*	100	51596.048.050
ST2,9X13MM*	100	51596.029.013	ST4,2X13MM*	100	51596.042.013	ST4,8X63MM*	100	51596.048.063
ST2,9X19MM*	100	51596.029.019	ST4,2X16MM*	100	51596.042.016			
ST2,9X25MM*	100	51596.029.025	ST4,2X19MM*	100	51596.042.019	ST5,5X25MM*	100	51596.055.025
ST2,9X32MM*	100	51596.029.032	ST4,2X25MM*	100	51596.042.025	ST5,5X32MM*	100	51596.055.032
ST2,9X38MM*	100	51596.029.038	ST4,2X32MM*	100	51596.042.032	ST5,5X38MM*	100	51596.055.038
			ST4,2X38MM*	100	51596.042.038	ST5,5X50MM*	100	51596.055.050
ST3,5X9,5MM*	100	51596.035.009	ST4,2X50MM*	100	51596.042.050			
ST3,5X13MM*	100	51596.035.013				ST6,3X16MM*	100	51596.063.016
ST3,5X16MM*	100	51596.035.016	ST4,8X13MM*	100	51596.048.013	ST6,3X19MM*	100	51596.063.019
ST3,5X19MM*	100	51596.035.019	ST4,8X16MM*	100	51596.048.016	ST6,3X25MM*	100	51596.063.025
ST3,5X25MM*	100	51596.035.025	ST4,8X19MM*	100	51596.048.019	ST6,3X32MM*	100	51596.063.032
ST3,5X32MM*	100	51596.035.032	ST4,8X25MM*	100	51596.048.025	ST6,3X38MM*	100	51596.063.038
ST3,5X38MM*	100	51596.035.038	ST4,8X32MM*	100	51596.048.032	ST6,3X50MM*	100	51596.063.050
ST3,5X50MM*	100	51596.035.050	ST4,8X38MM*	100	51596.048.038			

FABORY

SECURITY Raised countersunk head tapping screw with 2 holes

SECURITY Bolverzonkenkop plaatschroef met 2 gaten / SÉCURITÉ Vis à tôle à tête fraisée bombée avec 2 trous

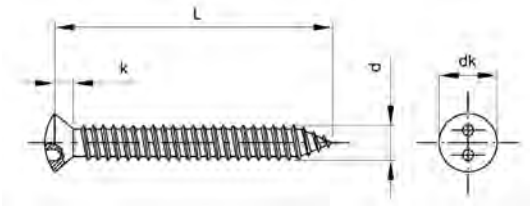

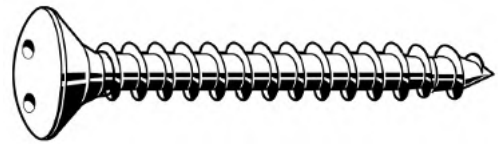

Technical Data

d	d_k (max.)	k (max.)	No. drive
3.5	5.7	1.65	TH4
4.2	7.6	2.2	TH5
4.8	9.5	2.75	TH6

Tooling available on request.
This drive-type is also known as ‘snake’ eyes or ‘pig nose’.

51597 **SECURITY Raised countersunk head tapping screw with 2 holes / SECURITY Bolverzonkenkop plaatschroef met 2 gaten / SÉCURITÉ Vis à tôle à tête fraisée bombée avec 2 trous** **K91A**

Thread Self tapping thread
Material Stainless steel A2



d x L	✉	Art.number	d x L	✉	Art.number	d x L	✉	Art.number
ST3,5X16MM*	100	51597.035.016	ST4,2X13MM*	100	51597.042.013			
ST3,5X19MM*	100	51597.035.019	ST4,2X19MM*	100	51597.042.019	ST4,8X13MM*	100	51597.048.013
ST3,5X25MM*	100	51597.035.025	ST4,2X25MM*	100	51597.042.025	ST4,8X19MM*	100	51597.048.019
ST3,5X32MM*	100	51597.035.032	ST4,2X32MM*	100	51597.042.032	ST4,8X25MM*	100	51597.048.025
ST3,5X38MM*	100	51597.035.038	ST4,2X38MM*	100	51597.042.038	ST4,8X32MM*	100	51597.048.032
ST3,5X50MM*	100	51597.035.050	ST4,2X50MM*	100	51597.042.050	ST4,8X38MM*	100	51597.048.038

10

SECURITY Button head tapping screw with 2 holes

SECURITY Laagbolkop plaatschroef met 2 gaten / SÉCURITÉ Vis à tête bombée deux trous

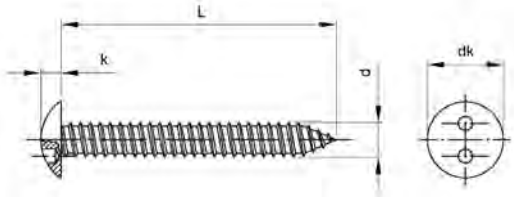



Technical Data

d	d_k (max.)	k (max.)	No. drive
ST4.2	9.5	2.2	TH5
ST4.8	10.5	2.75	TH6

Tooling available on request.
This drive-type is also known as 'snake' eyes or 'pig nose'.

51598 **SECURITY Button head tapping screw with 2 holes / SECURITY Laagbolkop plaatschroef met 2 gaten / SÉCURITÉ Vis à tête bombée deux trous** **K91A**

Thread Self tapping thread
Material Stainless steel A2



d x L	✉	Art.number	d x L	✉	Art.number	d x L	✉	Art.number
ST4,2X13MM*	100	51598.042.013				ST4,8X25MM*	100	51598.048.025
ST4,2X19MM*	100	51598.042.019	ST4,8X9,5MM*	100	51598.048.009	ST4,8X32MM*	100	51598.048.032
ST4,2X25MM*	100	51598.042.025	ST4,8X13MM*	100	51598.048.013	ST4,8X38MM*	100	51598.048.038
ST4,2X32MM*	100	51598.042.032	ST4,8X19MM*	100	51598.048.019	ST4,8X50MM*	100	51598.048.050
ST4,2X38MM*	100	51598.042.038						

FABORY

SECURITY Tri-Head machine screw

SECURITY Tri-Head bout / SÉCURITÉ Vis à métaux Tri-Head

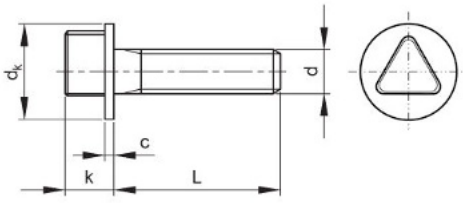



Technical Data

d x L	c	d_k (max.)	Drive size	k (max.)
M8X20	1.5	13.7	TRI-8	6.5
M8X30	1.5	13.7	TRI-8	6.5
M8X40	1.5	13.7	TRI-8	6.5
M8X50	2	17	TRI-8	6

Tooling available on request

51021 **SECURITY Tri-Head machine screw / SECURITY Tri-Head bout / SÉCURITÉ Vis à métaux Tri-Head** **K91A**

Thread Metric thread
Material Stainless steel A2



d x L	✉	Art.number	d x L	✉	Art.number	d x L	✉	Art.number
M8X20*	100	51021.080.020	M8X40*	100	51021.080.040	M8X50*	100	51021.080.050
M8X30*	100	51021.080.030						

SECURITY Tri-wing pan head tapping screw

SECURITY Platbolkop plaatschroef met Tri-wing aandrijving / SÉCURITÉ Vis à tôle à tête bombée à empreinte Tri-wing

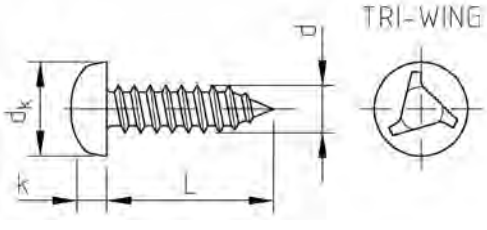



Technical Data

d	d_k (max.)	k (max.)	No. Tri-Wing	P
ST4.2	9.8	2.6	W4	1.70
ST4.8	11.4	3	W5	2.00

Tooling available on request

51669 **SECURITY Tri-wing pan head tapping screw / SECURITY Platbolkop plaatschroef met Tri-wing aandrijving / SÉCURITÉ Vis à tôle à tête bombée à empreinte Tri-wing** **K91A**

Thread Self tapping thread
Material Stainless steel A2



d x L	✉	Art.number	d x L	✉	Art.number	d x L	✉	Art.number
ST4,2X19MM	10	51669.042.019	ST4,2X32MM	10	51669.042.032	ST4,8X13MM	10	51669.048.013
ST4,2X25MM	10	51669.042.025				ST4,8X25MM	10	51669.048.025

10

SECURITY Button head shear bolt

SECURITY Laagbolkop afbreekbout / SÉCURITÉ Vis autocassant à tête cylindrique bombée plate

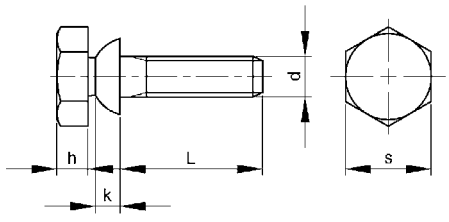



Technical Data

d	h	k (max.)	s
M6	3	3.5	10
M8	4	4.5	14
M10	5	5.5	17
M12	5	6.5	19

51034 **SECURITY Button head shear bolt / SECURITY Laagbolkop afbreekbout / SÉCURITÉ Vis autocassant à tête cylindrique bombée plate** **K91A**

Thread Metric thread
Material Stainless steel A2



d x L	✉	Art.number	d x L	✉	Art.number	d x L	✉	Art.number
M6X16*	50	51034.060.016	M8X25*	50	51034.080.025	M10X25*	50	51034.100.025
M6X25*	50	51034.060.025	M8X30*	50	51034.080.030	M10X50*	50	51034.100.050
M6X40*	50	51034.060.040	M8X40*	50	51034.080.040			
M6X50*	50	51034.060.050	M8X60*	50	51034.080.060	M12X25*	50	51034.120.025
			M8X80*	50	51034.080.080	M12X60*	50	51034.120.060
M8X16*	50	51034.080.016						

FABORY

SECURITY Scroll™ nut

SECURITY Scroll™ moer / SÉCURITÉ Écrou Scroll®

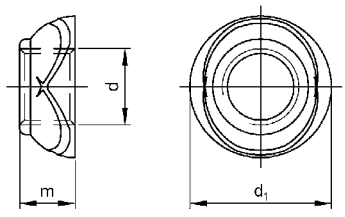



Technical Data

d	d_1 (max.)	Drive size	m (max.)
M3	8	SC034	3.35
M4	8	SC034	3.35
M5	9.8	SC05	4.5
M6	13	SC06	6.2
M8	16	SC08	7
M10	19.2	SC10	7.2
M12	22.5	SC12	9
M16	28.5	SC16	11.3
M20	35	SC20	13
M24	38.4	SC24	14.4
M30	44.5	SC30	19.5

Tooling available on request

51107 **SECURITY Scroll™ nut / SECURITY Scroll™ moer / SÉCURITÉ Écrou Scroll®** **K91A**

Thread Metric thread
Material Stainless steel AISI303

RoHS



d	✉	Art.number	d	✉	Art.number	d	✉	Art.number
M3*	50	51107.030.001	M8*	50	51107.080.001	M20*	50	51107.200.001
M4*	50	51107.040.001	M10*	50	51107.100.001	M24*	50	51107.240.001
M5*	50	51107.050.001	M12*	50	51107.120.001	M30*	50	51107.300.001
M6*	50	51107.060.001	M16*	50	51107.160.001			

10

SECURITY Kinmar® permanent machine screw

SECURITY Kinmar® permanent schroef / SÉCURITÉ Vis à métaux Kinmar® permanent

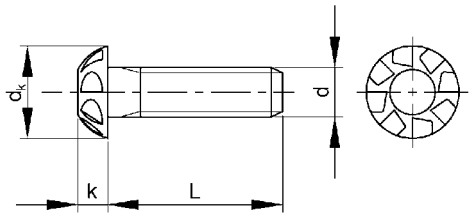



Technical Data

d	d_k (max.)	Drive size	k (max.)
M8	16.2	KM08P	8.2

Tooling available on request

Article groups

Thread	Driving features	Material	Surface treatment	Code	Page
M	Kinmar® permanent	St.	ZPL	01275	10-173
M	Kinmar® permanent	St.	flZn/nc	01276	10-173

01275 **SECURITY Kinmar® permanent machine screw / SECURITY Kinmar® permanent schroef / SÉCURITÉ Vis à métaux Kinmar® permanent** **K91A**

Thread Metric thread
Material Steel
Surface treatment Zinc plated



d x L	✉	Art.number	d x L	✉	Art.number
M8X25*	100	01275.080.025	M8X40*	100	01275.080.040

01276 **SECURITY Kinmar® permanent machine screw / SECURITY Kinmar® permanent schroef / SÉCURITÉ Vis à métaux Kinmar® permanent** **K91A**

Thread Metric thread
Material Steel
Surface treatment Zinc flake Cr(VI) free - flZn/nc



d x L	✉	Art.number	d x L	✉	Art.number
M8X25*	100	01276.080.025	M8X40*	100	01276.080.040

FABORY

SECURITY Kinmar® permanent nut

SECURITY Kinmar® permanent moer / SÉCURITÉ Écrou Kinmar® permanent

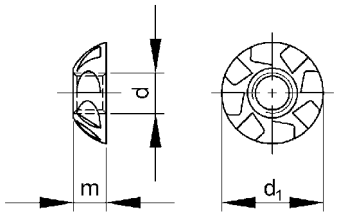



Technical Data

d	d_1 (max.)	Drive size	m (max.)
M5	12.2	KM06P	5.95
M6	12.2	KM06P	5.85
M8	16.15	KM08P	7.39
M10	20.15	KM10P	9.4
M12	24.2	KM12P	10.6

Tooling available on request

Article groups

Thread	Driving features	Material	Surface treatment	Code	Page
M	Kinmar® permanent	St.	ZPL	11438	10-174
M	Kinmar® permanent	St.	flZn/nc	11439	10-174
M	Kinmar® permanent	St.st. A2		51083	10-174

11438 **SECURITY Kinmar® permanent nut / SECURITY Kinmar® permanent moer / SÉCURITÉ Écrou Kinmar® permanent** **K91A**

Thread Metric thread
Material Steel
Surface treatment Zinc plated



d	✉	Art.number	d	✉	Art.number	d	✉	Art.number
M5*	100	11438.050.001	M8*	100	11438.080.001	M12*	100	11438.120.001
M6*	100	11438.060.001	M10*	100	11438.100.001			

11439 **SECURITY Kinmar® permanent nut / SECURITY Kinmar® permanent moer / SÉCURITÉ Écrou Kinmar® permanent** **K91A**

Thread Metric thread
Material Steel
Surface treatment Zinc flake Cr(VI) free - flZn/nc



d	✉	Art.number	d	✉	Art.number	d	✉	Art.number
M8*	100	11439.080.001	M10*	100	11439.100.001	M12*	100	11439.120.001

51083 **SECURITY Kinmar® permanent nut / SECURITY Kinmar® permanent moer / SÉCURITÉ Écrou Kinmar® permanent** **K91A**

Thread Metric thread
Material Stainless steel A2



d	✉	Art.number	d	✉	Art.number	d	✉	Art.number
M5*	100	51083.050.001	M8*	100	51083.080.001	M12*	100	51083.120.001
M6*	100	51083.060.001	M10*	100	51083.100.001			

10

SECURITY Kinmar® permanent sleeve anchor

SECURITY Kinmar® permanent hulsanker / SÉCURITÉ Élément d'ancrage Kinmar® permanent

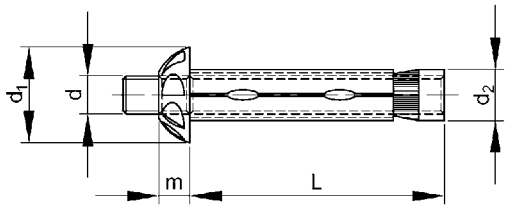



Technical Data

d x L	Allowable static shear load (kN)	Allowable static tension load (kN)	d_1 (max.)	d_2	Drive size	m (max.)	Min. t_d	t_{fix} (max.)
M6X45	2	1.1	12.2	8	KM06P	5.85	37	6
M8X50	6.5	1.9	16.15	10	KM08P	7.39	45	6
M8X60	6.5	1.9	16.15	10	KM08P	7.39	45	16
M8X70	6.5	1.9	16.15	10	KM08P	7.39	45	25
M8X90	6.5	1.9	16.15	10	KM08P	7.39	45	45
M10X60	8.5	3	20.15	12	KM10P	9.4	52	8
M10X70	8.5	3	20.15	12	KM10P	9.4	52	18
M10X80	8.5	3	20.15	12	KM10P	9.4	52	25
M10X95	8.5	3	20.15	12	KM10P	9.4	52	45

d2 = Nominal diameter of drill bit.
tfix = Grip range.
Min. td = Recommended drilling depth.
These anchors are not intended for heavy duty structural applications.
Tooling available on request.

70932 **SECURITY Kinmar® permanent sleeve anchor / SECURITY Kinmar® permanent hulsanker / SÉCURITÉ Élément d'ancrage Kinmar® permanent** **K91A**

Thread Metric thread
Material Steel
Surface treatment Zinc plated

RoHS



d x L	✉	Art.number	d x L	✉	Art.number	d x L	✉	Art.number
M6X45*	50	70932.060.045	M8X70*	50	70932.080.070	M10X70*	50	70932.100.070
			M8X90*	50	70932.080.090	M10X80*	50	70932.100.080
M8X50*	50	70932.080.050				M10X95*	50	70932.100.095
M8X60*	50	70932.080.060	M10X60*	50	70932.100.060			

10

FABORY

SECURITY Kinmar® removable machine screw

SECURITY Kinmar® demontabel schroef / SÉCURITÉ Vis à métaux Kinmar® amovible

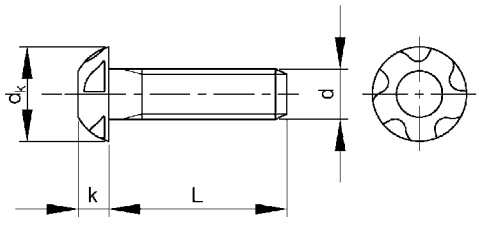



Technical Data

d	d_k (max.)	Drive size	k (max.)
M8	16.2	KM08R	8.2

Tooling available on request.

Article groups

Thread	Driving features	Material	Surface treatment	Code	Page
M	Kinmar® removable	St.	ZPL	01277	10-176
M	Kinmar® removable	St.	flZn/nc	01278	10-176

01277 **SECURITY Kinmar® removable machine screw / SECURITY Kinmar® demontabel schroef / SÉCURITÉ Vis à métaux Kinmar® amovible** **K91A**

Thread Metric thread
Material Steel
Surface treatment Zinc plated



d x L	✉	Art.number	d x L	✉	Art.number
M8X25*	100	01277.080.025	M8X40*	100	01277.080.040

01278 **SECURITY Kinmar® removable machine screw / SECURITY Kinmar® demontabel schroef / SÉCURITÉ Vis à métaux Kinmar® amovible** **K91A**

Thread Metric thread
Material Steel
Surface treatment Zinc flake Cr(VI) free - flZn/nc



d x L	✉	Art.number	d x L	✉	Art.number
M8X25*	100	01278.080.025	M8X40*	100	01278.080.040

10

SECURITY Kinmar® removable nut

SECURITY Kinmar® demontabel moer / SÉCURITÉ Écrou Kinmar® amovible

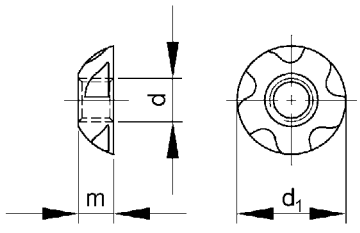



Technical Data

d	d_1 (max.)	Drive size	m (max.)
M5	12.2	KM06R	5.99
M6	12.2	KM06R	5.85
M8	16.15	KM08R	7.39
M10	20.15	KM10R	9.4
M12	24.2	KM12R	10.6

Tooling available on request

Article groups

Thread	Driving features	Material	Surface treatment	Code	Page
M	Kinmar® removable	St.	ZPL	11440	10-177
M	Kinmar® removable	St.	flZn/nc	11441	10-177
M	Kinmar® removable	St.st. A2		51084	10-177

11440 **SECURITY Kinmar® removable nut / SECURITY Kinmar® demontabel moer / SÉCURITÉ Écrou Kinmar® amovible** **K91A**

Thread Metric thread
Material Steel
Surface treatment Zinc plated



d	✉	Art.number	d	✉	Art.number	d	✉	Art.number
M5*	100	11440.050.001	M8*	100	11440.080.001	M12*	100	11440.120.001
M6*	100	11440.060.001	M10*	100	11440.100.001			

11441 **SECURITY Kinmar® removable nut / SECURITY Kinmar® demontabel moer / SÉCURITÉ Écrou Kinmar® amovible** **K91A**

Thread Metric thread
Material Steel
Surface treatment Zinc flake Cr(VI) free - flZn/nc



d	✉	Art.number	d	✉	Art.number	d	✉	Art.number
M6*	100	11441.060.001	M10*	100	11441.100.001	M12*	100	11441.120.001
M8*	100	11441.080.001						

51084 **SECURITY Kinmar® removable nut / SECURITY Kinmar® demontabel moer / SÉCURITÉ Écrou Kinmar® amovible** **K91A**

Thread Metric thread
Material Stainless steel A2



d	✉	Art.number	d	✉	Art.number	d	✉	Art.number
M5*	100	51084.050.001	M8*	100	51084.080.001	M12*	100	51084.120.001
M6*	100	51084.060.001	M10*	100	51084.100.001			

FABORY

SECURITY Kinmar® removable sleeve anchor

SECURITY Kinmar® demontabel hulsanker / SÉCURITÉ Élément d'ancrage Kinmar® amovible

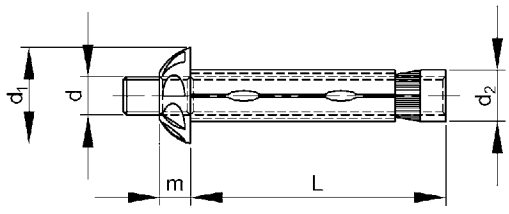



Technical Data

d x L	Allowable static shear load (kN)	Allowable static tension load (kN)	d_1 (max.)	d_2	Drive size	m (max.)	Min. t_d	t_{fix} (max.)
M6X45	2	1.1	12.2	8	KM06R	5.85	37	6
M8X50	6.5	1.9	16.15	10	KM08R	7.39	45	6
M8X60	6.5	1.9	16.15	10	KM08R	7.39	45	16
M8X70	6.5	1.9	16.15	10	KM08R	7.39	45	25
M8X90	6.5	1.9	16.15	10	KM08R	7.39	45	45
M10X60	8.5	3	20.15	12	KM10R	9.4	52	8
M10X70	8.5	3	20.15	12	KM10R	9.4	52	18
M10X80	8.5	3	20.15	12	KM10R	9.4	52	25
M10X95	8.5	3	20.15	12	KM10R	9.4	52	45

d2 = Nominal diameter of drill bit.
tfix = Grip range.
Min. td = Recommended drilling depth.
These anchors are not intended for heavy duty structural applications.
Tooling available on request

70933 **SECURITY Kinmar® removable sleeve anchor / SECURITY Kinmar® demontabel hulsanker / SÉCURITÉ Élément d'ancrage Kinmar® amovible** **K91A**

Thread Metric thread
Material Steel
Surface treatment Zinc plated

RoHS



d x L	✉	Art.number	d x L	✉	Art.number	d x L	✉	Art.number
M6X45*	50	70933.060.045	M8X70*	50	70933.080.070	M10X70*	50	70933.100.070
			M8X90*	50	70933.080.090	M10X80*	50	70933.100.080
M8X50*	50	70933.080.050				M10X95*	50	70933.100.095
M8X60*	50	70933.080.060	M10X60*	50	70933.100.060			

10

SECURITY Shear nut

SECURITY Afbreekmoer / SÉCURITÉ Écrou inviolable

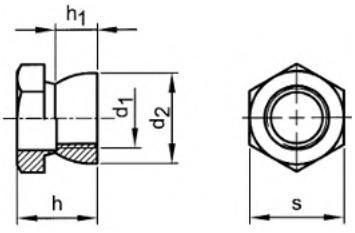



Technical Data

d_1	d_2	h	h_1	P	s	Ultimate moment (Nm)
M4	6.8	6	3	0.70	7	5-9
M5	8.8	7.5	3.5	0.80	10	7-12
M6	9.8	9.5	4.5	1.00	10	7-13
M8	12.8	12	7	1.25	13	13-25
M10	16.8	15	8.5	1.50	17	30-40
M12	18.8	16	9	1.75	19	35-45
M16	23.8	22	13	2.00	24	45-60
M20	29.8	28.5	18.5	2.50	30	65-80
M24	34.8	34.5	24.5	3.00	36	-

Assembly data

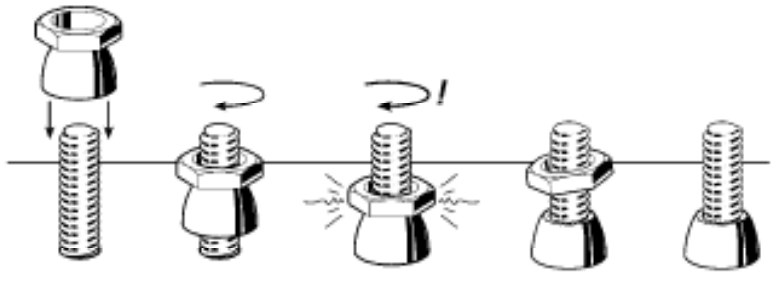

Article groups

Thread	Driving features	Material	Surface treatment		Code	Page
M	Hexagon	St.	ZPL		11432	10-179
M	Hexagon	St.	HDG	oversized	11433	10-179
M	Hexagon	St.st. A2			51097	10-180
M	Hexagon	St.st. A4			55097	10-180

11432 SECURITY Shear nut / SECURITY Afbreekmoer / SÉCURITÉ Écrou inviolable K91A

Thread Metric thread
Material Steel
Surface treatment Zinc plated

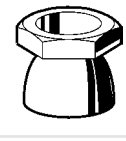

d_1	✉	Art.number	d_1	✉	Art.number	d_1	✉	Art.number
M6*	100	11432.060.001	M10*	100	11432.100.001	M16*	100	11432.160.001
M8*	100	11432.080.001	M12*	100	11432.120.001	M20*	100	11432.200.001

11433 SECURITY Shear nut oversized / SECURITY Afbreekmoer overmaats / SÉCURITÉ Écrou autocassant en surcote K91A

Thread Metric thread
Material Steel
Surface treatment Hot dip galvanized

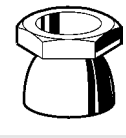

d_1	✉	Art.number	d_1	✉	Art.number	d_1	✉	Art.number
M8*	100	11433.080.001	M12*	100	11433.120.001	M20*	100	11433.200.001
M10*	100	11433.100.001	M16*	100	11433.160.001			

FABORY

11433 SECURITY Shear nut oversized / SECURITY Afbreekmoer overmaats / SÉCURITÉ Écrou autocassant en surcote ←

Oversized hot dip galvanized nuts are manufactured with thread tolerance class 6AZ and mate with externally threaded parts (bolts, threaded rods) that are manufactured with thread tolerance class 6g before coating.
As the nut thread is tapped after galvanizing the threads are not coated. The corrosion resistance however is not influenced disadvantageously as the thread will be protected by the zinc layer of the mating part.

51097 SECURITY Shear nut / SECURITY Afbreekmoer / SÉCURITÉ Écrou inviolable K91A

Thread Metric thread
Material Stainless steel A2

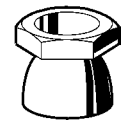

d_1	✉	Art.number	d_1	✉	Art.number	d_1	✉	Art.number
M4*	100	51097.040.001	M8	100	51097.080.001	M16	25	51097.160.001
M5*	100	51097.050.001	M10	50	51097.100.001	M20*	100	51097.200.001
M6	100	51097.060.001	M12	50	51097.120.001			

55097 SECURITY Shear nut / SECURITY Afbreekmoer / SÉCURITÉ Écrou inviolable K91A

Thread Metric thread
Material Stainless steel A4

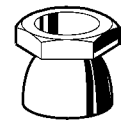

d_1	✉	Art.number	d_1	✉	Art.number	d_1	✉	Art.number
M6*	100	55097.060.001	M10*	100	55097.100.001	M16*	100	55097.160.001
M8*	100	55097.080.001	M12*	100	55097.120.001			

SECURITY NoGo™ enclosure type 1 closed

SECURITY NoGo™ type 1 met gesloten behuizing / SÉCURITÉ Capuchon NoGo™ type 1, fermé

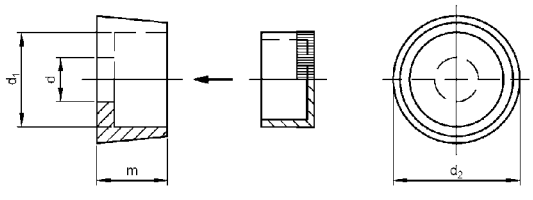



10

Technical Data

For nom. size	d	d_1	d_2	m
M5	5.4	12.9	20	12
M6	6.4	15	22	13
M8	8.4	20	28.4	14
M10	10.4	25.3	31.8	18
M12	12.4	26.5	35.8	20

11436 SECURITY NoGo™ enclosure type 1 closed / SECURITY NoGo™ type 1 met gesloten behuizing / SÉCURITÉ Capuchon NoGo™ type 1, fermé K91A

Material Steel
Surface treatment Zinc plated



For nom. size	✉	Art.number	For nom. size	✉	Art.number	For nom. size	✉	Art.number
M5*	1	11436.050.001	M8*	1	11436.080.001	M12*	1	11436.120.001
M6*	1	11436.060.001	M10*	1	11436.100.001			

SECURITY NoGo™ enclosure type 2 open

SECURITY NoGo™ type 2 met open behuizing / SÉCURITÉ Capuchon NoGo™ type 2, fermé

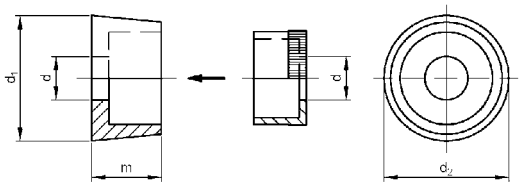



Technical Data

For nom. size	d	d_1	d_2	m
M5	5.4	12.9	20	12
M6	6.4	15	22	13
M8	8.4	20	28.4	14
M10	10.4	25.3	31.8	18
M12	12.4	26.5	35.8	20

11437 **SECURITY NoGo™ enclosure type 2 open / SECURITY NoGo™ type 2 met open behuizing / SÉCURITÉ Capuchon NoGo™ type 2, fermé** **K91A**

Material Steel
Surface treatment Zinc plated



For nom. size	✉	Art.number	For nom. size	✉	Art.number	For nom. size	✉	Art.number
M5*	1	11437.050.001	M8*	1	11437.080.001	M12*	1	11437.120.001
M6*	1	11437.060.001	M10*	1	11437.100.001			

SECURITY Armour ring™

SECURITY Armour ring™ / SÉCURITÉ Armour Ring™

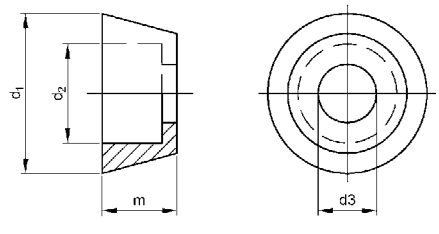



Technical Data

For nom. size	d_1	d_2	d_3	m
M6	15.8	10.9	7.2	6.8
M8	20	14.2	10.5	7.7
M10	26.6	18.6	12	9.8
M12	33	20.8	13.5	12.3
M16	41.2	26.7	17.3	16
M20	51	33.5	21	19

Article groups

Material	Surface treatment	Code	Page
St.	ZPL	11435	10-182
St.st. AISI303		51096	10-182

FABORY

11435 **SECURITY Armour ring™ / SECURITY Armour ring™ / SÉCURITÉ Armour Ring™** **K91A**

Material Steel
Surface treatment Zinc plated



For nom. size	✉	Art.number	For nom. size	✉	Art.number	For nom. size	✉	Art.number
M6*	100	11435.060.001	M10*	100	11435.100.001	M16*	50	11435.160.001
M8*	100	11435.080.001	M12*	100	11435.120.001			

51096 **SECURITY Armour ring™ / SECURITY Armour ring™ / SÉCURITÉ Armour Ring™** **K91A**

Material Stainless steel AISI303



For nom. size	✉	Art.number	For nom. size	✉	Art.number	For nom. size	✉	Art.number
M6*	100	51096.060.001	M10*	100	51096.100.001	M16*	50	51096.160.001
M8*	100	51096.080.001	M12*	100	51096.120.001	M20*	50	51096.200.001

Threaded stud for arc welding

Lasstift voor booglassen, met buitendraad / Goujon pour le soudage à l'arc, fileté

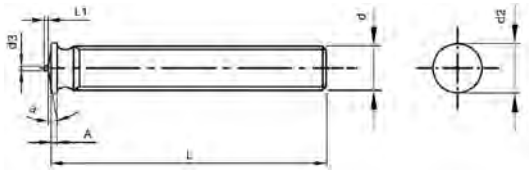

ISO 13918-PT

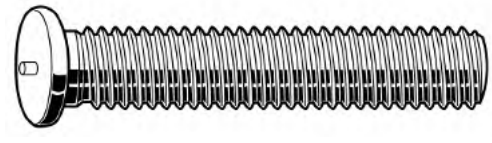

Technical Data

d	A	a	d_2	d_3	k	L_1
M3	0.7-1.4	3°	4.5	0.6	0.7	0.5
M4	0.7-1.4	3°	5.5	0.65	0.7	0.7
M5	0.8-1.4	3°	6.5	0.75	0.8	0.8
M6	0.8-1.4	3°	7.5	0.75	0.8	1.0
M8	0.8-1.4	3°	9	0.75	0.8	1.4

10

Article groups

Thread	Material	Surface treatment	Code	Page
M	Al		45398	10-182
M	St.	Cu.p.	50205	10-183
M	St.st. A2		51190	10-183

45398 **Threaded stud for arc welding / Lasstift voor booglassen, met buitendraad / Goujon pour le soudage à l'arc, fileté** **W01A**

Thread Metric thread
Material Aluminium



d x L	✉	Art.number	d x L	✉	Art.number	d x L	✉	Art.number
M3X6*	1.000	45398.030.006	M4X12*	1.000	45398.040.012	M5X20*	500	45398.050.020
M3X8*	1.000	45398.030.008	M4X15*	500	45398.040.015	M5X25*	250	45398.050.025
M3X10*	1.000	45398.030.010	M4X16*	500	45398.040.016	M5X30*	250	45398.050.030
M3X12*	1.000	45398.030.012	M4X20*	500	45398.040.020	M5X35*	250	45398.050.035
M3X15*	1.000	45398.030.015	M4X25*	500	45398.040.025			
M3X16*	1.000	45398.030.016	M4X30*	500	45398.040.030	M6X10*	500	45398.060.010
M3X20*	1.000	45398.030.020	M4X35*	500	45398.040.035	M6X12*	500	45398.060.012
M3X25*	1.000	45398.030.025				M6X15*	250	45398.060.015
M3X30*	1.000	45398.030.030	M5X8*	500	45398.050.008	M6X16*	250	45398.060.016
			M5X10*	500	45398.050.010	M6X20*	250	45398.060.020
M4X6*	1.000	45398.040.006	M5X12*	500	45398.050.012	M6X25*	250	45398.060.025
M4X8*	1.000	45398.040.008	M5X15*	500	45398.050.015	M6X30*	250	45398.060.030
M4X10*	1.000	45398.040.010	M5X16*	500	45398.050.016	M6X35*	250	45398.060.035

50205 Threaded stud for arc welding / Lasstift voor booglassen, met buitendraad / Goujon pour le soudage à l'arc, fileté M11A

Thread Metric thread
Material Steel
Surface treatment Copper plated



d x L	✉	Art.number	d x L	✉	Art.number	d x L	✉	Art.number
M3X6*	1.000	50205.030.006				M6X25*	250	50205.060.025
M3X8*	1.000	50205.030.008	M5X8*	500	50205.050.008	M6X30*	250	50205.060.030
M3X10*	1.000	50205.030.010	M5X10*	500	50205.050.010	M6X35*	250	50205.060.035
M3X12*	1.000	50205.030.012	M5X12*	500	50205.050.012	M6X40*	250	50205.060.040
M3X15	1.000	50205.030.015	M5X15*	500	50205.050.015	M6X45*	250	50205.060.045
M3X16*	1.000	50205.030.016	M5X16*	500	50205.050.016	M6X50*	250	50205.060.050
M3X20*	1.000	50205.030.020	M5X20*	500	50205.050.020			
M3X25*	1.000	50205.030.025	M5X25*	250	50205.050.025	M8X10*	200	50205.080.010
M3X30*	1.000	50205.030.030	M5X30*	250	50205.050.030	M8X12*	200	50205.080.012
			M5X35*	250	50205.050.035	M8X15	200	50205.080.015
M4X6*	1.000	50205.040.006	M5X40*	250	50205.050.040	M8X16	200	50205.080.016
M4X8*	1.000	50205.040.008	M5X45*	250	50205.050.045	M8X20	100	50205.080.020
M4X10	1.000	50205.040.010	M5X50*	250	50205.050.050	M8X25	100	50205.080.025
M4X12*	1.000	50205.040.012				M8X30*	100	50205.080.030
M4X15*	500	50205.040.015	M6X8*	500	50205.060.008	M8X35*	100	50205.080.035
M4X16*	500	50205.040.016	M6X10*	500	50205.060.010	M8X40*	100	50205.080.040
M4X20*	500	50205.040.020	M6X12	500	50205.060.012	M8X45*	100	50205.080.045
M4X25*	500	50205.040.025	M6X15*	250	50205.060.015	M8X50*	100	50205.080.050
M4X30*	500	50205.040.030	M6X16	250	50205.060.016	M8X55*	100	50205.080.055
M4X35*	500	50205.040.035	M6X20	250	50205.060.020	M8X60*	100	50205.080.060
M4X40*	500	50205.040.040						

51190 Threaded stud for arc welding / Lasstift voor booglassen, met buitendraad / Goujon pour le soudage à l'arc, fileté R09A

Thread Metric thread
Material Stainless steel A2



d x L	✉	Art.number	d x L	✉	Art.number	d x L	✉	Art.number
M3X6*	1.000	51190.030.006	M4X40*	500	51190.040.040	M6X20	200	51190.060.020
M3X8*	500	51190.030.008				M6X25	200	51190.060.025
M3X10*	500	51190.030.010	M5X8*	500	51190.050.008	M6X30*	200	51190.060.030
M3X12*	500	51190.030.012	M5X10	500	51190.050.010	M6X35	200	51190.060.035
M3X15*	1.000	51190.030.015	M5X12	500	51190.050.012	M6X40*	200	51190.060.040
M3X16*	500	51190.030.016	M5X15*	500	51190.050.015	M6X45*	250	51190.060.045
M3X20*	500	51190.030.020	M5X16	500	51190.050.016	M6X50*	250	51190.060.050
M3X25*	500	51190.030.025	M5X20*	500	51190.050.020			
M3X30*	1.000	51190.030.030	M5X25*	500	51190.050.025	M8X10*	200	51190.080.010
			M5X30*	500	51190.050.030	M8X12	200	51190.080.012
M4X6*	1.000	51190.040.006	M5X35*	500	51190.050.035	M8X15*	200	51190.080.015
M4X8	500	51190.040.008	M5X40*	500	51190.050.040	M8X16	200	51190.080.016
M4X10	500	51190.040.010	M5X45*	250	51190.050.045	M8X20	200	51190.080.020
M4X12	500	51190.040.012	M5X50*	250	51190.050.050	M8X25	200	51190.080.025
M4X15*	500	51190.040.015				M8X30	200	51190.080.030
M4X16	500	51190.040.016	M6X8*	200	51190.060.008	M8X35*	200	51190.080.035
M4X20*	500	51190.040.020	M6X10	200	51190.060.010	M8X40	200	51190.080.040
M4X25	500	51190.040.025	M6X12	200	51190.060.012	M8X45*	200	51190.080.045
M4X30*	500	51190.040.030	M6X15*	250	51190.060.015	M8X50*	200	51190.080.050
M4X35*	500	51190.040.035	M6X16	200	51190.060.016	M8X60*	200	51190.080.060

Unthreaded stud for arc welding

Lasstift voor booglassen, zonder draad / Goujon pour le soudage à l'arc, non fileté

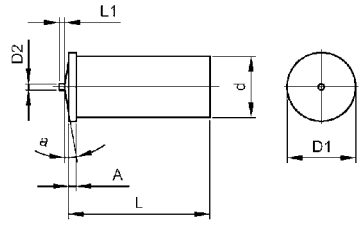

ISO 13918-UT

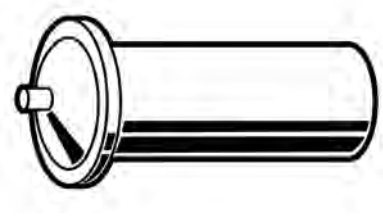

Technical Data

d	A	a	D_1	D_2	L_1	Length after welding
3	0.7-1.4	3°	4.5	0.60	0.55	L - 0.3
4	0.7-1.4	3°	5.5	0.65	0.55	L - 0.3
5	0.8-1.4	3°	6.5	0.75	0.80	L - 0.3
6	0.8-1.4	3°	7.5	0.75	0.80	L - 0.3
7.1	0.8-1.4	3°	9.0	0.75	0.85	L - 0.3

Article groups

Material	Surface treatment	Code	Page
St.	Cu.p.	50206	10-184
St.st. A2		51191	10-184

50206 Unthreaded stud for arc welding / Lasstift voor booglassen, zonder draad / Goujon pour le soudage à l'arc, non fileté **M04A**

Material Steel
Surface treatment Copper plated

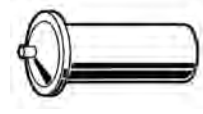

d x L	✉	Art.number	d x L	✉	Art.number	d x L	✉	Art.number
3X6*	1.000	50206.030.006	4X25*	500	50206.040.025	6X15*	250	50206.060.015
3X8*	1.000	50206.030.008				6X20*	250	50206.060.020
3X10*	1.000	50206.030.010	5X8*	500	50206.050.008	6X25*	250	50206.060.025
3X12*	1.000	50206.030.012	5X10*	500	50206.050.010	6X30*	250	50206.060.030
3X15*	1.000	50206.030.015	5X12*	500	50206.050.012			
3X20*	1.000	50206.030.020	5X15*	500	50206.050.015	7,1X10*	250	50206.071.010
			5X20*	500	50206.050.020	7,1X12*	250	50206.071.012
4X8*	1.000	50206.040.008	5X25*	250	50206.050.025	7,1X15*	250	50206.071.015
4X10*	1.000	50206.040.010	5X30*	250	50206.050.030	7,1X20*	250	50206.071.020
4X12*	1.000	50206.040.012				7,1X25*	250	50206.071.025
4X15*	500	50206.040.015	6X10*	500	50206.060.010	7,1X30*	250	50206.071.030
4X20*	500	50206.040.020	6X12*	500	50206.060.012			

51191 Unthreaded stud for arc welding / Lasstift voor booglassen, zonder draad / Goujon pour le soudage à l'arc, non fileté **R09A**

Material Stainless steel A2

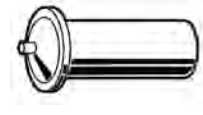

d x L	✉	Art.number	d x L	✉	Art.number	d x L	✉	Art.number
3X8*	1.000	51191.030.008				6X15*	250	51191.060.015
3X10*	1.000	51191.030.010	5X8*	500	51191.050.008	6X20*	250	51191.060.020
3X12*	1.000	51191.030.012	5X10*	500	51191.050.010	6X25*	250	51191.060.025
3X15*	1.000	51191.030.015	5X12*	500	51191.050.012	6X30*	250	51191.060.030
3X20*	1.000	51191.030.020	5X15*	500	51191.050.015			
			5X20*	500	51191.050.020	7,1X10*	250	51191.071.010
4X8*	1.000	51191.040.008	5X25*	250	51191.050.025	7,1X12*	250	51191.071.012
4X10*	1.000	51191.040.010	5X30*	250	51191.050.030	7,1X15*	250	51191.071.015
4X12*	1.000	51191.040.012				7,1X20*	250	51191.071.020
4X15*	500	51191.040.015	6X10*	500	51191.060.010	7,1X25*	250	51191.071.025
4X20*	500	51191.040.020	6X12*	500	51191.060.012	7,1X30*	250	51191.071.030
4X25*	500	51191.040.025						

Internally threaded stud for arc welding

Lasstift voor booglassen, met binnendraad / Goujon pour le soudage à l'arc, filetage intérieur

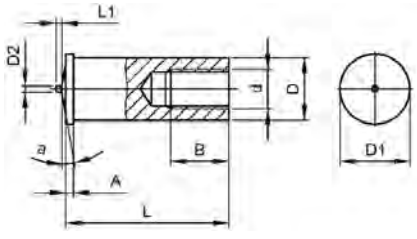

ISO 13918-IT



Technical Data

d	A	a	B	C	D	D_1	D_2	L_1	Length after welding
M3	0.7-1.4	3°	5	2.5	5	6.5	0.75	0.8	L - 0.3
M4	0.7-1.4	3°	6	3	6	7.5	0.75	0.8	L - 0.3
M5	0.8-1.4	3°	7.5	3	7.1	9	0.75	0.85	L - 0.3

50207 **Internally threaded stud for arc welding / Lasstift voor booglassen, met binnendraad / Goujon pour le soudage à l'arc, filetage intérieur** **M04A**

Thread Metric thread
Material Steel
Surface treatment Copper plated



d x L	✉	Art.number	d x L	✉	Art.number	d x L	✉	Art.number
M3X6*	1.000	50207.030.006	M4X8*	1.000	50207.040.008			
M3X8	1.000	50207.030.008	M4X10*	1.000	50207.040.010	M5X10*	500	50207.050.010
M3X10*	1.000	50207.030.010	M4X12*	1.000	50207.040.012	M5X12*	500	50207.050.012
M3X12*	1.000	50207.030.012	M4X15*	500	50207.040.015	M5X15*	500	50207.050.015
M3X15*	1.000	50207.030.015	M4X20*	500	50207.040.020	M5X20*	500	50207.050.020
M3X20*	1.000	50207.030.020	M4X25*	500	50207.040.025	M5X25*	250	50207.050.025
M3X25*	1.000	50207.030.025	M4X30*	500	50207.040.030	M5X30*	250	50207.050.030

FABORY

Round rivet bush

Felsmoer rond / Écrou à sertir cylindrique

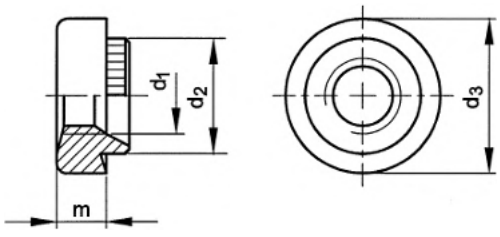

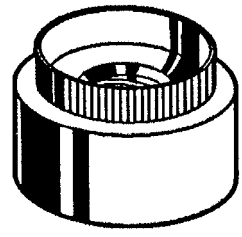

Technical Data

d_1	d_2	d_3	Hole ø (mm)	m	P
M2.5	5.54	7.92	5.54	3.17	0.45
M3	5.8	7.9	5.9	3.2	0.50
M4	6.9	9.5	6.95	3.8	0.70
M5	8.3	11.1	8.35	4.4	0.80
M6	9.6	12.7	9.65	5.7	1.00
M8	13	15.9	13.1	6.4	1.25
M10	15.4	19.1	15.5	7.6	1.50

12480 **Round rivet bush / Felsmoer rond / Écrou à sertir cylindrique** **F01X**

Thread Metric thread
Material Steel
Surface treatment Zinc plated

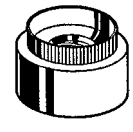

d_1 - (Grip range)	✉	Art.number	d_1 - (Grip range)	✉	Art.number	d_1 - (Grip range)	✉	Art.number
M3-(0,9-1,0)	250	12480.030.010	M4-(2,9-3,1)	250	12480.040.030	M6-(2,0-2,2)	250	12480.060.020
M3-(1.1-1.3)*	1.000	12480.030.012	M5-(0,9-1,0)	250	12480.050.010	M6-(2,3-2,5)	250	12480.060.025
M3-(1,4-1,6)	250	12480.030.015	M5-(1.1-1.3)*	500	12480.050.012	M6-(2,9-3,1)	250	12480.060.030
M3-(1,7-1,9)	250	12480.030.018	M5-(1,4-1,6)	250	12480.050.015	M6-(3,8-4,0)	250	12480.060.040
M3-(2.0-2.2)*	1.000	12480.030.020	M5-(2,0-2,2)	250	12480.050.020	M8-(1,4-1,6)	250	12480.080.015
M4-(0,9-1,0)	250	12480.040.010	M5-(2,3-2,5)	250	12480.050.025	M8-(2,0-2,2)	250	12480.080.020
M4-(1.1-1.3)*	1.000	12480.040.012	M5-(2,9-3,1)	250	12480.050.030	M8-(2,3-2,5)	250	12480.080.025
M4-(1,4-1,6)	250	12480.040.015	M6-(0.9-1.0)*	250	12480.060.010	M8-(2,9-3,1)	250	12480.080.030
M4-(2,0-2,2)	250	12480.040.020	M6-(1.1-1.3)*	250	12480.060.012	M10-(2,9-3,1)	100	12480.100.030
M4-(2,3-2,5)	250	12480.040.025	M6-(1,4-1,6)	250	12480.060.015			

p = material thickness = grip range

10

Self-clinching round rivet bush SWG

Felsmoer, rond, swg / Écrou à sertir cylindrique SWG

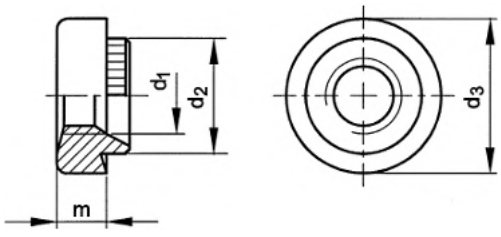

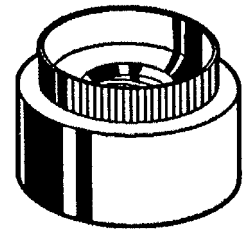

Technical Data

d_1	d_2	d_3	Hole ø (mm)	m
M2.5	5.54	7.92	5.54	3.17
M3	5.54	7.92	5.54	3.17
M4	6.73	9.52	6.73	3.17
M5	7.92	11.10	7.92	3.81
M6	9.52	12.70	9.52	5.08
M8	12.70	15.87	12.70	6.35
M10	15.87	19.05	15.87	7.62
M12	19.05	25.40	19.05	10.16

Article groups

Thread	Material	Surface treatment	Code	Page
M	St.	Plain	12484	10-187
M	St.	ZPL	12482	10-187
M	St.st. A1		51226	10-188

12484 Self-clinching round rivet bush SWG / Felsmoer, rond, swg / Écrou à sertir cylindrique SWG F01X

Thread Metric thread
Material Steel
Surface treatment Plain

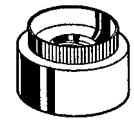

d_1 - p	✉	Art.number	d_1 - p	✉	Art.number	d_1 - p	✉	Art.number
M3-10SWG*	1.000	12484.030.010	M5-16SWG*	500	12484.050.016	M8-16SWG*	200	12484.080.016
M3-12SWG*	1.000	12484.030.012	M5-18SWG*	500	12484.050.018	M8-18SWG*	200	12484.080.018
M3-20SWG*	1.000	12484.030.020	M5-20SWG*	500	12484.050.020	M8-20SWG*	200	12484.080.020
M4-10SWG*	1.000	12484.040.010	M6-10SWG*	250	12484.060.010	M10-10SWG*	100	12484.100.010
M4-12SWG*	1.000	12484.040.012	M6-12SWG*	250	12484.060.012	M10-12SWG*	100	12484.100.012
M4-14SWG*	1.000	12484.040.014	M6-14SWG*	250	12484.060.014	M10-14SWG*	100	12484.100.014
M4-16SWG*	1.000	12484.040.016	M6-16SWG*	250	12484.060.016	M10-16SWG*	100	12484.100.016
M4-18SWG*	1.000	12484.040.018	M6-18SWG*	250	12484.060.018	M10-18SWG*	100	12484.100.018
M4-20SWG*	1.000	12484.040.020	M6-20SWG*	250	12484.060.020	M10-20SWG*	100	12484.100.020
M5-10SWG*	500	12484.050.010	M8-10SWG*	200	12484.080.010	M12-10SWG*	100	12484.120.010
M5-12SWG*	500	12484.050.012	M8-12SWG*	200	12484.080.012	M12-14SWG*	100	12484.120.014
M5-14SWG*	500	12484.050.014	M8-14SWG*	200	12484.080.014			

p = material thickness = grip range

12482 Self-clinching round rivet bush SWG / Felsmoer, rond, swg / Écrou à sertir cylindrique SWG F01X

Thread Metric thread
Material Steel
Surface treatment Zinc plated

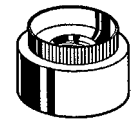

d_1 - p	✉	Art.number	d_1 - p	✉	Art.number	d_1 - p	✉	Art.number
M25-10SWG*	1.000	12482.025.010	M4-14SWG*	1.000	12482.040.014	M6-16SWG*	250	12482.060.016
M25-12SWG*	1.000	12482.025.012	M4-16SWG*	1.000	12482.040.016	M6-18SWG*	250	12482.060.018
M25-14SWG*	1.000	12482.025.014	M4-18SWG*	1.000	12482.040.018	M6-20SWG*	250	12482.060.020
M25-16SWG*	1.000	12482.025.016	M4-20SWG*	1.000	12482.040.020	M8-10SWG*	200	12482.080.010
M25-18SWG*	1.000	12482.025.018	M5-10SWG*	500	12482.050.010	M8-12SWG*	200	12482.080.012
M25-20SWG*	1.000	12482.025.020	M5-12SWG*	500	12482.050.012	M8-14SWG*	200	12482.080.014
M3-10SWG*	1.000	12482.030.010	M5-14SWG*	500	12482.050.014	M8-16SWG*	200	12482.080.016
M3-12SWG*	1.000	12482.030.012	M5-16SWG*	500	12482.050.016	M8-18SWG*	200	12482.080.018
M3-16SWG*	1.000	12482.030.016	M5-18SWG*	500	12482.050.018	M8-20SWG*	200	12482.080.020
M3-18SWG*	1.000	12482.030.018	M5-20SWG*	500	12482.050.020	M10-10SWG*	100	12482.100.010
M3-20SWG*	1.000	12482.030.020	M6-10SWG*	250	12482.060.010	M10-12SWG*	100	12482.100.012
M4-10SWG*	1.000	12482.040.010	M6-12SWG*	250	12482.060.012	M10-14SWG*	100	12482.100.014
M4-12SWG*	1.000	12482.040.012	M6-14SWG*	250	12482.060.014	M10-16SWG*	100	12482.100.016

FABORY

12482 **Self-clinching round rivet bush SWG / Felsmoer, rond, swg / Écrou à sertir cylindrique SWG** ←

d_1 - p	✉	Art.number	d_1 - p	✉	Art.number
M10-18SWG*	100	12482.100.018	M10-20SWG*	100	12482.100.020

p = material thickness = grip range

51226 **Self-clinching round rivet bush SWG / Felsmoer, rond, swg / Écrou à sertir cylindrique SWG** **F01A**

Thread Metric thread
Material Stainless steel A1

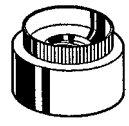

d_1 - p	✉	Art.number	d_1 - p	✉	Art.number	d_1 - p	✉	Art.number
M3-10SWG*	1.000	51226.030.010	M4-18SWG*	1.000	51226.040.018	M6-14SWG*	250	51226.060.014
M3-12SWG*	1.000	51226.030.012	M4-20SWG*	1.000	51226.040.020	M6-16SWG*	250	51226.060.016
M3-14SWG*	1.000	51226.030.014	M5-12SWG*	500	51226.050.012	M6-18SWG*	250	51226.060.018
M3-16SWG*	1.000	51226.030.016	M5-14SWG*	500	51226.050.014	M6-20SWG*	250	51226.060.020
M3-18SWG*	1.000	51226.030.018	M5-16SWG*	500	51226.050.016	M8-10SWG*	200	51226.080.010
M3-20SWG*	1.000	51226.030.020	M5-18SWG*	500	51226.050.018	M8-12SWG*	200	51226.080.012
M4-10SWG*	1.000	51226.040.010	M5-20SWG*	500	51226.050.020	M8-14SWG*	200	51226.080.014
M4-14SWG*	1.000	51226.040.014	M6-10SWG*	250	51226.060.010	M8-16SWG*	200	51226.080.016
M4-16SWG*	1.000	51226.040.016	M6-12SWG*	250	51226.060.012	M8-18SWG*	200	51226.080.018

p = material thickness = grip range

Self-clinching hexagon rivet bush SWG

Felsmoer, zeskant, swg / Écrou à sertir hexagonal

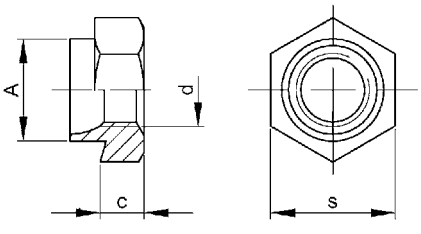

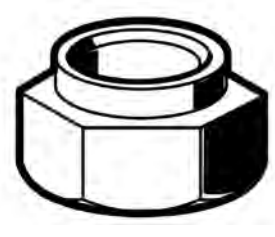

Technical Data

d	A	c	Hole size	s
M3	5.54	3.17	5.54	7.92
M4	6.73	3.17	6.73	7.92
M5	7.92	3.81	7.92	9.52
M6	9.52	5.08	9.52	11.10
M8	12.70	6.35	12.70	14.27
M10	15.87	7.62	15.87	19.05
M12	19.05	10.16	19.05	22.22

10

Article groups

Thread	Driving features	Material	Surface treatment	Code	Page
M	Hexagon	St.	Plain	12486	10-188
M	Hexagon	St.	ZPL	12487	10-189

12486 **Self-clinching hexagon rivet bush SWG / Felsmoer, zeskant, swg / Écrou à sertir hexagonal** **F01A**

Thread Metric thread
Material Steel
Surface treatment Plain



d - p	✉	Art.number	d - p	✉	Art.number	d - p	✉	Art.number
M4-10SWG*	1.000	12486.040.010	M5-20SWG*	500	12486.050.020	M8-18SWG*	200	12486.080.018
M4-12SWG*	1.000	12486.040.012	M6-10SWG*	250	12486.060.010	M8-20SWG*	200	12486.080.020
M4-14SWG*	1.000	12486.040.014	M6-12SWG*	250	12486.060.012	M10-10SWG*	100	12486.100.010
M4-16SWG*	1.000	12486.040.016	M6-14SWG*	250	12486.060.014	M10-12SWG*	100	12486.100.012
M4-18SWG*	1.000	12486.040.018	M6-16SWG*	250	12486.060.016	M10-14SWG*	100	12486.100.014
M4-20SWG*	1.000	12486.040.020	M6-18SWG*	250	12486.060.018	M10-16SWG*	100	12486.100.016
M5-10SWG*	500	12486.050.010	M6-20SWG*	250	12486.060.020	M10-18SWG*	100	12486.100.018
M5-12SWG*	500	12486.050.012	M8-10SWG*	200	12486.080.010	M10-20SWG*	100	12486.100.020
M5-14SWG*	500	12486.050.014	M8-12SWG*	200	12486.080.012	M12-10SWG*	50	12486.120.010
M5-16SWG*	500	12486.050.016	M8-14SWG*	200	12486.080.014	M12-12SWG*	50	12486.120.012
M5-18SWG*	500	12486.050.018	M8-16SWG*	200	12486.080.016	M12-14SWG*	50	12486.120.014

12486	Self-clinching hexagon rivet bush SWG / Felsmoer, zeskant, swg / Écrou à sertir hexagonal	←

d - p	✉	Art.number	d - p	✉	Art.number	d - p	✉	Art.number
M12-16SWG*	50	12486.120.016	M12-18SWG*	50	12486.120.018	M12-20SWG*	50	12486.120.020

p = material thickness = grip range

12487	Self-clinching hexagon rivet bush SWG / Felsmoer, zeskant, swg / Écrou à sertir hexagonal	F01A

Thread Metric thread
Material Steel
Surface treatment Zinc plated



d - p	✉	Art.number	d - p	✉	Art.number	d - p	✉	Art.number
M3-12SWG*	1.000	12487.030.012	M5-16SWG*	500	12487.050.016	M8-18SWG*	200	12487.080.018
M3-14SWG*	1.000	12487.030.014	M5-18SWG*	500	12487.050.018	M8-20SWG*	200	12487.080.020
M3-18SWG*	1.000	12487.030.018	M5-20SWG*	500	12487.050.020	M10-10SWG*	100	12487.100.010
M3-20SWG*	1.000	12487.030.020	M6-10SWG*	250	12487.060.010	M10-12SWG*	100	12487.100.012
M4-10SWG*	1.000	12487.040.010	M6-12SWG*	250	12487.060.012	M10-14SWG*	100	12487.100.014
M4-12SWG*	1.000	12487.040.012	M6-14SWG*	250	12487.060.014	M10-16SWG*	100	12487.100.016
M4-14SWG*	1.000	12487.040.014	M6-16SWG*	250	12487.060.016	M10-20SWG*	100	12487.100.020
M4-16SWG*	1.000	12487.040.016	M6-18SWG*	250	12487.060.018	M12-10SWG*	50	12487.120.010
M4-18SWG*	1.000	12487.040.018	M6-20SWG*	250	12487.060.020	M12-12SWG*	50	12487.120.012
M4-20SWG*	1.000	12487.040.020	M8-10SWG*	200	12487.080.010	M12-14SWG*	50	12487.120.014
M5-10SWG*	500	12487.050.010	M8-12SWG*	200	12487.080.012	M12-16SWG*	50	12487.120.016
M5-12SWG*	500	12487.050.012	M8-14SWG*	200	12487.080.014	M12-18SWG*	50	12487.120.018
M5-14SWG*	500	12487.050.014	M8-16SWG*	200	12487.080.016	M12-20SWG*	50	12487.120.020

p = material thickness = grip range

Self-clinching round nut

Inpersmoer, rond / Écrou rond à tôle

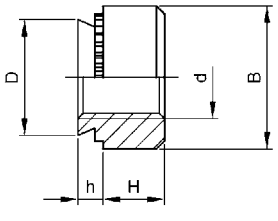

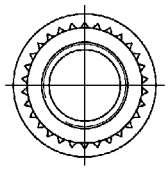



Technical Data

d x h (max.)	B	D (max.)	H	h (max.)	Hole size	Min. distance sheet edge	Min. recommended sheet thickness
M2.5x0.77	6.3	4.22	1.5	0.77	4.25	4.8	0.8
M2.5x0.97	6.3	4.22	1.5	0.97	4.25	4.8	1.0
M2.5x1.38	6.3	4.22	1.5	1.38	4.25	4.8	1.4
M3x0.76	6.3	4.22	1.5	0.76	4.25	4.8	0.8
M3x0.97	6.3	4.22	1.5	0.97	4.25	4.8	1.0
M3x1.37	6.3	4.22	1.5	1.37	4.25	4.8	1.4
M3x0.97x4.73	7.1	4.73	1.5	0.97	4.75	5.6	1.0
M4x0.76	7.9	5.38	2.0	0.76	5.4	6.9	0.8
M4x0.97	7.9	5.38	2.0	0.97	5.4	6.9	1.0
M4x1.37	7.9	5.38	2.0	1.37	5.4	6.9	1.4
M5x0.76	8.7	6.38	2.0	0.76	6.4	7.1	0.8
M5x0.97	8.7	6.38	2.0	0.97	6.4	7.1	1.0
M5x1.37	8.7	6.38	2.0	1.37	6.4	7.1	1.4
M6x0.97	11.05	8.72	4.1	0.97	8.75	8.6	1.4
M6x1.37	11.05	8.72	4.1	1.37	8.75	8.6	2.3
M6x2.21	11.05	8.72	4.1	2.21	8.75	8.6	2.3
M8x1.37	12.65	10.44	5.5	1.37	10.5	9.7	1.4
M8x2.21	12.65	10.44	5.5	2.21	10.5	9.7	2.3
M10x2.21	17.35	13.97	7.48	2.21	14.0	13.5	2.31
M10x3.05	17.35	13.97	7.48	3.05	14.0	13.5	3.18

FABORY

14420 Self-clinching round nut / Inpersmoer, rond / Écrou rond à tôle **F01A**

Thread	Metric thread
Material	Steel
Surface treatment	Zinc plated



d x h x D	✉	Art.number	d x h x D	✉	Art.number	d x h x D	✉	Art.number
M2,5X0,77X4,22*	1.000	14420.025.000	M4X0,76X5,38*	1.000	14420.040.000	M6X1,37X8,72	1.000	14420.060.001
M2,5X0,97X4,22*	1.000	14420.025.001	M4X0,97X5,38*	1.000	14420.040.001	M6X2,21X8,72*	500	14420.060.002
M2,5X1,38X4,22*	1.000	14420.025.002	M4X1,37X5,38*	1.000	14420.040.002	M8X1,37X10,44*	500	14420.080.001
M3X0,76X4,22*	1.000	14420.030.000	M5X0,76X6,38*	1.000	14420.050.000	M8X2,21X10,44*	500	14420.080.002
M3X0,97X4,22*	1.000	14420.030.001	M5X0,97X6,38*	1.000	14420.050.001	M10X2,21X13,97*	100	14420.100.001
M3X1,37X4,22*	1.000	14420.030.002	M5X1,37X6,38*	1.000	14420.050.002	M10X3,05X13,97*	100	14420.100.002
M3X0,97X4,73*	1.000	14420.031.001	M6X0,97X8,72*	1.000	14420.060.000			

Self-clinching flush head stud

Inpers draadeinden, verzonken kop / Goujon à tête affleurante auto-fixant

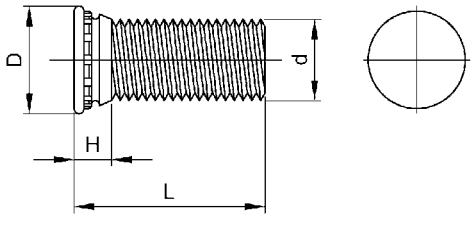

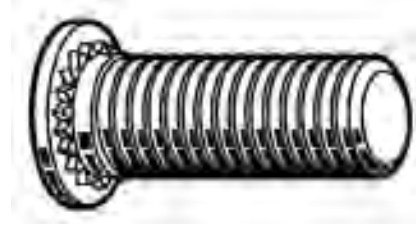

Technical Data

d	D	H (max.)	Hole size	Min. distance sheet edge	Min. recommended sheet thickness
M2.5	4.1	1.95	2.5	5.4	1.0
M3	4.6	2.1	3	5.6	1.0
M4	5.9	2.4	4	7.2	1.0
M5	6.5	2.7	5	7.2	1.0
M6	8.2	3.0	6	7.9	1.6
M8	9.6	3.7	8	9.0	2.4

Steel clinch studs are suitable for use in sheet steel with a maximum hardness of HRB70.
For sheet steel with a greater hardness, rivet bushes are recommended.

Article groups

Thread	Material	Surface treatment	Code	Page
M	St.	ZPL	14425	10-190
M	St.st. A2		51229	10-191

10

14425 Self-clinching flush head stud / Inpers draadeinden, verzonken kop / Goujon à tête affleurante auto-fixant **F01A**

Thread	Metric thread
Material	Steel
Surface treatment	Zinc plated

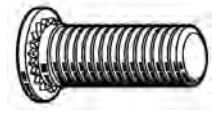

d x L	✉	Art.number	d x L	✉	Art.number	d x L	✉	Art.number
M2,5X6*	1.000	14425.025.006	M4X10*	1.000	14425.040.010	M6X12*	1.000	14425.060.012
M2,5X10*	1.000	14425.025.010	M4X12*	1.000	14425.040.012	M6X15*	1.000	14425.060.015
M2,5X12*	1.000	14425.025.012	M4X15*	1.000	14425.040.015	M6X16*	1.000	14425.060.016
M2,5X15*	1.000	14425.025.015	M4X16*	1.000	14425.040.016	M6X18*	500	14425.060.018
M2,5X18*	1.000	14425.025.018	M4X18*	1.000	14425.040.018	M6X20*	500	14425.060.020
M3X6*	1.000	14425.030.006	M4X20*	1.000	14425.040.020	M6X25*	500	14425.060.025
M3X8*	1.000	14425.030.008	M4X25*	1.000	14425.040.025	M6X30*	500	14425.060.030
M3X10*	1.000	14425.030.010	M4X30*	1.000	14425.040.030	M6X35*	500	14425.060.035
M3X12*	1.000	14425.030.012	M4X35*	1.000	14425.040.035	M6X38*	500	14425.060.038
M3X15*	1.000	14425.030.015	M5X8*	1.000	14425.050.008	M8X12*	500	14425.080.012
M3X16*	1.000	14425.030.016	M5X10*	1.000	14425.050.010	M8X15*	500	14425.080.015
M3X18*	1.000	14425.030.018	M5X12*	1.000	14425.050.012	M8X16*	500	14425.080.016
M3X20*	1.000	14425.030.020	M5X15*	1.000	14425.050.015	M8X18*	500	14425.080.018
M3X22*	1.000	14425.030.022	M5X16*	1.000	14425.050.016	M8X20*	500	14425.080.020
M3X25*	1.000	14425.030.025	M5X18*	1.000	14425.050.018	M8X25*	500	14425.080.025
M3X30*	1.000	14425.030.030	M5X20*	1.000	14425.050.020	M8X30*	250	14425.080.030
M3X35*	500	14425.030.035	M5X25*	1.000	14425.050.025	M8X35*	250	14425.080.035
M4X6*	1.000	14425.040.006	M5X30*	500	14425.050.030	M8X38*	250	14425.080.038
M4X8*	1.000	14425.040.008	M6X10*	1.000	14425.060.010			

51229 **Self-clinching flush head stud / Inpers draadeinden, verzonken kop / Goujon à tête affleurante auto-fixant** **R09A**

Thread Metric thread
Material Stainless steel A2



d x L	✉	Art.number	d x L	✉	Art.number	d x L	✉	Art.number
M3X8*	1.000	51229.030.008	M4X15	1.000	51229.040.015	M6X10*	1.000	51229.060.010
M3X10*	1.000	51229.030.010	M4X16*	1.000	51229.040.016	M6X12*	1.000	51229.060.012
M3X12*	1.000	51229.030.012	M4X18*	1.000	51229.040.018	M6X15*	1.000	51229.060.015
M3X15*	1.000	51229.030.015	M4X20*	1.000	51229.040.020	M6X16*	1.000	51229.060.016
M3X16*	1.000	51229.030.016	M4X25*	1.000	51229.040.025	M6X18*	500	51229.060.018
M3X18*	1.000	51229.030.018	M5X10*	1.000	51229.050.010	M6X20*	500	51229.060.020
M3X20*	1.000	51229.030.020	M5X12*	1.000	51229.050.012	M6X25*	500	51229.060.025
M3X30*	1.000	51229.030.030	M5X15*	1.000	51229.050.015	M6X30*	500	51229.060.030
M4X6*	1.000	51229.040.006	M5X16*	1.000	51229.050.016	M8X18*	500	51229.080.018
M4X8*	1.000	51229.040.008	M5X18*	1.000	51229.050.018	M8X20*	500	51229.080.020
M4X10*	1.000	51229.040.010	M5X20*	1.000	51229.050.020	M8X25*	250	51229.080.025
M4X12*	1.000	51229.040.012	M5X25*	1.000	51229.050.025	M8X30*	250	51229.080.030

Hex press nut

Zetmoer / Écrou à tôle

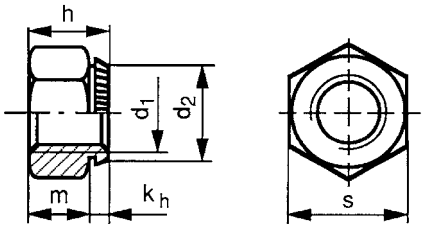

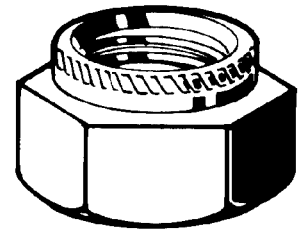

Technical Data

d_1	d_2	h	Hole ø (H11)	k_h	m	Material thickness (min.)	P	s
M2.5	4.5	3	4.5	0.9	1.6	1	0.45	5.5
M3	4.5	3	4.5	0.9	2.1	1	0.50	5.5
M3 (Kh1.4)	4.7	3	4.5	1.4	1.6	1.5	0.50	5.5
M3 (Kh1.8)	4.7	3	4.5	1.8	1.2	2	0.50	5.5
M4	5.5	3.2	5.5	0.9	2.3	1	0.70	7
M4 (Kh1.4)	5.7	3.2	5.5	1.4	1.8	1.5	0.70	7
M4 (Kh1.8)	5.7	4.5	5.5	1.8	2.7	2	0.70	7
M5	6.5	4	6.5	0.9	3.1	1	0.80	8
M5 (Kh1.4)	6.75	4	6.5	1.4	2.6	1.5	0.80	8
M5 (Kh1.8)	6.75	5	6.5	1.8	3.2	2	0.80	8
M6	8	5	8	0.9	4.1	1	1.00	10
M6 (Kh1.4)	8.3	5	8	1.4	3.6	1.5	1.00	10
M6 (Kh1.8)	8.3	5	8	1.8	3.2	2	1.00	10
M8	10	6.5	10	1.8	4.7	2	1.25	13
M10	12.5	8	12.5	1.8	6.2	2	1.50	15
M12	14.5	10	14.5	2.8	7.2	3	1.75	17
M16	18.5	13	18.5	2.4	10.6	3	2.00	22
M20	23	16	23	3.9	12.1	4	2.50	27

Article groups

Thread	Driving features	Material	Class	Surface treatment		Code	Page
M	Hexagon	St.	6	ZPL		15000	10-192
M	Hexagon	St.	6	ZPL	Kh=1,4	15010	10-192
M	Hexagon	St.	6	ZPL	Kh=1,8	15020	10-192
M	Hexagon	St.st. A1				15060	10-192
M	Hexagon	St.st. A1			Kh=1,4	15070	10-192
M	Hexagon	St.st. A1			Kh=1,8	15080	10-192
M	Hexagon	St.st. A2				15110	10-193
M	Hexagon	St.st. A2			Kh=1,4	15113	10-193
M	Hexagon	St.st. A2			Kh=1,8	15115	10-193

FABORY

15000 Hex press nut / Zeskant zetmoer / Écrou hexagonal à tôle — F01E

Thread Metric thread
Material Steel
Class 6
Surface treatment Zinc plated

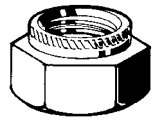

d_1	✉	Art.number	d_1	✉	Art.number	d_1	✉	Art.number
M2,5*	1.000	15000.025.001	M6	250	15000.060.001	M12	100	15000.120.001
M3	250	15000.030.001	M8	250	15000.080.001	M16	50	15000.160.001
M4	250	15000.040.001	M10	100	15000.100.001	M20	25	15000.200.001
M5	250	15000.050.001						

15010 Hex press nut Kh=1,4 / Zeskant zetmoer Kh=1,4 / Écrou hexagonal à tôle Kh=1,4 — F01E

Thread Metric thread
Material Steel
Class 6
Surface treatment Zinc plated

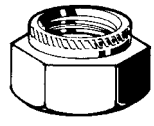

d_1	✉	Art.number	d_1	✉	Art.number	d_1	✉	Art.number
M2,5*	1.000	15010.025.001	M4	250	15010.040.001	M6	250	15010.060.001
M3	250	15010.030.001	M5	250	15010.050.001			

15020 Hex press nut Kh=1,8 / Zeskant zetmoer Kh=1,8 / Écrou hexagonal à tôle Kh=1,8 — F01E

Thread Metric thread
Material Steel
Class 6
Surface treatment Zinc plated

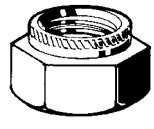

d_1	✉	Art.number	d_1	✉	Art.number	d_1	✉	Art.number
M2,5*	1.000	15020.025.001	M5	250	15020.050.001	M8	1.000	15020.080.001
M3	250	15020.030.001	M6	250	15020.060.001	M10*	500	15020.100.001
M4	250	15020.040.001						

15060 Hex press nut / Zeskant zetmoer / Écrou hexagonal à tôle — F01E

Thread Metric thread
Material Stainless steel A1

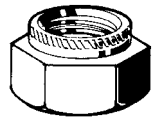

d_1	✉	Art.number	d_1	✉	Art.number	d_1	✉	Art.number
M3	100	15060.030.001	M6	100	15060.060.001	M12	50	15060.120.001
M4	100	15060.040.001	M8	50	15060.080.001	M16	25	15060.160.001
M5	100	15060.050.001	M10	50	15060.100.001			

15070 Hex press nut Kh=1,4 / Zeskant zetmoer Kh=1,4 / Écrou hexagonal à tôle Kh=1,4 — F01E

Thread Metric thread
Material Stainless steel A1



d_1	✉	Art.number	d_1	✉	Art.number	d_1	✉	Art.number
M3	100	15070.030.001	M5	100	15070.050.001	M6	100	15070.060.001
M4	100	15070.040.001						

15080 Hex press nut Kh=1,8 / Zeskant zetmoer Kh=1,8 / Écrou hexagonal à tôle Kh=1,8 — F01E

Thread Metric thread
Material Stainless steel A1



d_1	✉	Art.number	d_1	✉	Art.number	d_1	✉	Art.number
M3	100	15080.030.001	M5	100	15080.050.001	M6	100	15080.060.001
M4	100	15080.040.001						

15110 Hex press nut / Zetmoer / Écrou à tôle F01A

Thread Metric thread
Material Stainless steel A2

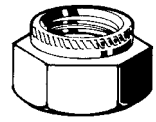

d_1	✉	Art.number	d_1	✉	Art.number	d_1	✉	Art.number
M4*	1.000	15110.040.001	M8*	1.000	15110.080.001	M12*	250	15110.120.001
M6*	1.000	15110.060.001	M10*	500	15110.100.001			

15113 Hex press nut Kh=1,4 / Zeskant zetmoer Kh=1,4 / Écrou hexagonal à tôle Kh=1,4 F01A

Thread Metric thread
Material Stainless steel A2

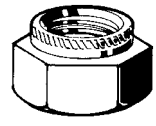

d_1	✉	Art.number	d_1	✉	Art.number	d_1	✉	Art.number
M4*	1.000	15113.040.001	M5*	1.000	15113.050.001	M6*	1.000	15113.060.001

15115 Hex press nut Kh=1,8 / Zeskant zetmoer Kh=1,8 / Écrou hexagonal à tôle Kh=1,8 F01A

Thread Metric thread
Material Stainless steel A2

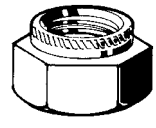

d_1	✉	Art.number	d_1	✉	Art.number	d_1	✉	Art.number
M4*	1.000	15115.040.001	M5*	1.000	15115.050.001	M6*	1.000	15115.060.001


Page 11-2
Plastic box


Page 11-11
Steel box


Page 11-20
Empty boxes and cabinet drawers

FABORY

Assortment box plastic

Assortimentsdoos plastic / Boîte d'assortiment, plastique



41000 **Assortment box plastic / Assortimentsdoos plastic / Boîte d'assortiment, plastique** **Y94A**



Size	✉	Art.number		
9 T 1	1	41000.000.001	Composition: • Spring lock washers with square ends acc. to DIN 127 B • Steel zinc plated Content: • M5 / M6 / M8 / M10 / M11 / M12 / M14 / M16 / M20 • 523 pieces	
9 T 3	1	41000.000.003	Composition: • Serrated lock washers external teeth acc. to DIN 6798 A • Steel zinc plated Content: • M4 / M5 / M6 / M8 / M10 / M12 / M14 / M16 / M20 • 743 pieces	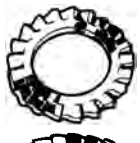
9 T 5	1	41000.000.005	Composition: • Countersunk serrated lock washers external teeth acc. to DIN 6798 V • Steel Content: • M3 / M4 / M5 / M6 / M8 / M10 / M12 / M14 / M16 / M20 • 595 pieces	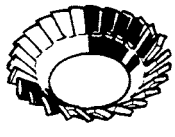
9 T 6	1	41000.000.006	Composition: • Wave spring washers acc. to DIN 137 B • Steel Content: • M5 / M6 / M7 / M8 / M10 / M12 / M14 / M16 / M20 • 570 pieces	
9 T 7	1	41000.000.007	Composition: • Plain washers without chamfer acc. to DIN 125-1 A • Steel zinc plated Content: • M3 / M4 / M5 / M6 / M8 / M10 / / M12 / M14 / M16 • 825 pieces	
9 T 8	1	41000.000.008	Composition: • Single chamfer plain washers acc. to DIN 125-1 B • Brass Content: • M3 / M4 / M5 / M6 / M8 / M10 / M12 / M14 / M16 • 835 pieces	
9 T 9	1	41000.000.009	Composition: • Single chamfer plain washers acc. to DIN 125-1 B and plain washers without chamfer acc. to DIN 125-1 A • Steel Content: • M5 / M6 / M8 / M10 / M11 / M12 / M14 / M16 / M20 • 440 pieces	
18 T 10	1	41000.000.010	Composition: • Sealing rings acc. to DIN 7603 A • Aluminium 99F11, hardness HB 32-45 Content: • Ø 4x8x1 / 5x9x1 / 6x10x1 / 6x12x1 / 8x12x1 / 8x14x1 / 10x14x1 / 12x18x1,5 / 14x20x1,5 / 16x20x1,5 / 16x22x1,5 / 18x24x1,5 / 20x26x1,5 / 22x27x1,5 / 24x30x2 / 26x32x2 • 571 pieces	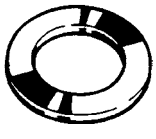
9 T 11	1	41000.000.011	Composition: • Mudwing repair washers and plain washers d2 ≈ 3xd1 acc. to DIN 9021 • Steel zinc plated Content: • Mudwing repair washers: M4x20 / M5x20 / M6x25 / M8x30 / M10x30 / M12x36 • DIN 9021: M6x18 / M8x24 / M10x30 • 180 pieces	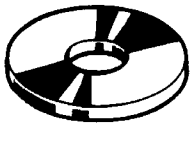
9 T 12	1	41000.000.012	Composition: • Shim rings thickness 0,1 mm • Steel Content: • Ø 8x20 / 10x22 / 12x24 / 14x26 / 16x28 / 18x30 / 20x32 / 22x34 / 24x36 • 215 pieces	

11

41000 Assortment box plastic / Assortimentsdoos plastic / Boîte d'assortiment, plastique

Size	✉	Art.number		
9 T 13	1	41000.000.013	Composition: • Rosettes, open model • Brass nickel plated Content: • Ø 3,2 / 4 / 4,8 / 5,5 / 6,6 / 7,4 • 850 pieces	
18 T 14	1	41000.000.014	Composition: • Sealing rings acc. to DIN 7603 A • Copper, annealed Content: • Ø 5x10x1 / 6x10x1 / 7x10x1 / 8x12x1 / 9x14x1 / 10x16x1,5 / 10,5x17x1,5 / 11x17x1,5 / 12x16x1,5 / 12,5x20x1,5 / 13x18x2 / 14x18x1 / 14x20x1,5 / 15x20x2 / 16x22x2 / 16,5x24x2 / 17x24x2 / 17,5x25x2 • 244 pieces	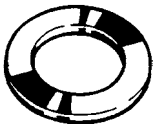
9 T 15	1	41000.000.015	Composition: • Sealing rings acc. to DIN 7603 A • Copper, annealed Content: • Ø 18x24x2 / 20x24x2 / 22x26x2 / 24x30x2 / 26x33x2 / 28x35x2 / 30x38x2 / 32x40x2 / 35x45x2 • 90 pieces	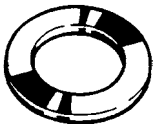
9 T 16	1	41000.000.016	Composition: • Split pins (cotter pins) acc. to DIN 94 • Steel Content: • 1x25 / 1,6x32 / 2x40 / 2,5x40 / 3,2x40 -x50 / 4x32 -x50 / 5x50 • 600 pieces	
9 T 17	1	41000.000.017	Composition: • Slotted cheese head screws acc. to DIN 84 and hexagon nuts acc. to DIN 934 • Steel class 4.8-l8l zinc plated Content: • M3x25 -x40 / M4x25 -x40 / M5x25 -x40 / M6x25 -x40 -x50 • 550 pieces	
9 T 18	1	41000.000.018	Composition: • Slotted countersunk head screws acc. to DIN 963 and hexagon nuts acc. to DIN 934 • Steel class 4.8-l8l zinc plated Content: • M3x10 -x30 / M4x16 -x40 / M5x16 -x30 -x40 / M6x16 -x50 • 490 pieces	
9 T 19	1	41000.000.019	Composition: • Phillips (H) cross recessed raised cheese head screws acc. to DIN 7985 H and hexagon nuts acc. to DIN 934 • Steel class 4.8-l8l zinc plated Content: • M3x25 -x30 / M4x25 -x40 / M5x25 -x40 / M6x25 -x40 -x50 • 550 pieces	
9 T 20	1	41000.000.020	Composition: • Phillips (H) cross recessed countersunk head screws acc. to DIN 965 H and hexagon nuts acc. to DIN 934 • Steel class 4.8-l8l zinc plated Content: • M3x10 -x20 / M4x16 -x30 / M5x16 -x30 -x40 / M6x16 -x50 • 480 pieces	
9 T 21	1	41000.000.021	Composition: • Slotted cheese head screws acc. to DIN 84 and hexagon nuts acc. to DIN 934 • Steel class 4.8-l8l zinc plated Content: • M5x10 -x16 -x20 -x25 / M6x10 -x16 -x20 -x25 -x30 • 400 pieces	
9 T 22	1	41000.000.022	Composition: • Slotted cheese head screws acc. to DIN 84 and hexagon nuts acc. to DIN 934 • Brass Content: • M3x25 -x40 / M4x25 -x40 / M5x25 -x40 / M6x25 -x40 -x50 • 470 pieces	
9 T 23	1	41000.000.023	Composition: • Slotted pan head tapping screws acc. to DIN 7971 C and slotted raised countersunk head tapping screws acc. to DIN 7973 C • Steel nickel plated Content: • ST2,9x13 / ST3,5x16 -x19 / ST4,2x16 -x19 -x25 / ST4,8x16 -x19 / ST5,5x19 • 390 pieces	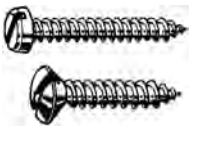
9 T 24	1	41000.000.024	Composition: • Slotted pan head tapping screws acc. to DIN 7971 C • Steel nickel plated Content: • ST2,9x13 / ST3,5x16 -x19 / ST4,2x16 -x19 -x25 / ST4,8x16 -x19 / ST5,5x25 • 390 pieces	
9 T 25	1	41000.000.025	Composition: • Slotted raised countersunk head tapping screws acc. to DIN 7973 C • Steel nickel plated Content: • ST2,9x13 / ST3,5x16 -x19 / ST4,2x16 -x19 -x25 / ST4,8x16 -x19 / ST5,5x19 • 390 pieces	
9 T 26	1	41000.000.026	Composition: • SECURITY One way tapping screws • Steel zinc plated Content: • ST2,9x19 / ST3,5x13 -x19 -x25 / ST4,2x19 -x25 -x32 -x38 -x50 • 370 pieces	

11

FABORY

41000 Assortment box plastic / Assortimentsdoos plastic / Boîte d'assortiment, plastique ←

Size	✉	Art.number		
9 T 27	1	41000.000.027	Composition: • Hexagon washer head tapping screws acc. to ≈ DIN 7976 C, hexagon head tapping screws acc. to DIN 7976 F and hexagon head tapping screws with cone end and captive washer • Steel zinc plated and steel zinc plated, yellow passivated Content: • ≈ DIN 7976 C: ST3,5x16 / ST4,2x16 -x19 -x25 / ST4,8x19 -x25 • DIN 7976 F: ST6,3x25 • With cone end and captive washer: ST5,6x13 / ST6,5x20 • 255 pieces	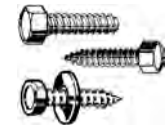
18 T 28	1	41000.000.028	Composition: • Phillips (H) cross recessed pan head tapping screws acc. to DIN 7981 C-H and Phillips (H) cross recessed raised countersunk head tapping screws acc. to DIN 7983 C-H • Steel zinc plated, black passivated Content: • ST2,9x19 / ST3,5x16 -x25 / ST4,2x16 -x25 -x32 / ST4,8x19 -x25 -x32 • 440 pieces	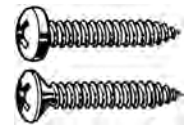
9 T 29	1	41000.000.029	Composition: • Hexagon head bolts acc. to ISO 8765, hexagon head screws acc. to ISO 8676 and hexagon nuts acc. to DIN 934 • Metric fine pitch thread • Steel class 8.8-l8l Content: • M8x1x30 -x40 / M10x1x30 -x40 / M10x1,25x30 -x40 • 76 pieces	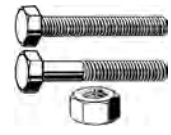
9 T 30	1	41000.000.030	Composition: • Hexagon head screws acc. to ISO 4017 and hexagon nuts acc. to DIN 934 • Steel class 8.8-l8l zinc plated Content: • M5x12 -x16 -x20 -x25 / M6x12 -x16 -x20 -x25 -x30 • 320 pieces	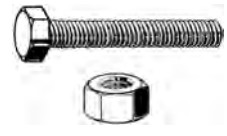
9 T 32	1	41000.000.032	Composition: • Finished hex bolts and hexagon nuts • Steel SAE J429 Grade 5 / SAE J995 Grade 5 Content: • UNC 1/4 x 5/8 -x 3/4 -x 1.IN. -x 1.1/4 / UNC 5/16 x 1.IN. -x 1.1/2 / UNC 3/8 x 1.IN. -x 1.1/2 / UNC 1/2 x 1.1/4 • 126 pieces	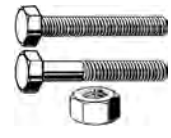
9 T 33	1	41000.000.033	Composition: • Hexagon head screws acc. to DIN 933 (1954) and hexagon nuts acc. to DIN 934 (1954) • Steel class ≈ 8.8/8 Content: • BSW 1/4 x15 -x20 -x25 -x30 / BSW 5/16 x20 -x30 / BSW 3/8 x25 -x35 / BSW 1/2 x30 • 110 pieces	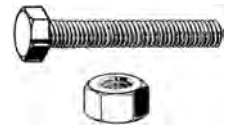
9 T 34	1	41000.000.034	Composition: • Hexagon head screws acc. to ISO 4017 and hexagon nuts acc. to DIN 934 • Brass Content: • M5x12 -x16 -x20 -x25 / M6x12 -x16 -x20 -x25 -x30 • 300 pieces	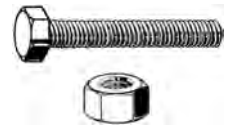
9 T 35	1	41000.000.035	Composition: • Hexagon socket head cap screws acc. to DIN 912 • Steel class 8.8 zinc plated Content: • M6x16 -x20 -x25 -x30 / M8x25 -x30 -x35 / M10x25 -x35 • 95 pieces	
9 T 36	1	41000.000.036	Composition: • Hexagon socket head cap screws • Alloy steel ASTM A574 Content: • UNC 1/4 x 5/8 -x 3/4 -x 1.IN. -x 1.1/4 / UNC 5/16 x 1.IN. -x 1.1/4 -x 1.1/2 / UNC 3/8 x 1.IN. -x 1.1/2 • 98 pieces	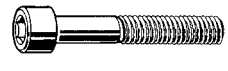
9 T 37	1	41000.000.037	Composition: • Hexagon socket countersunk head screws acc. to ISO 10642 • Steel class 8.8 zinc plated Content: • M6x20 -x25 -x30 / M8x20 -x25 -x30 -x40 / M10x30 -x40 • 78 pieces	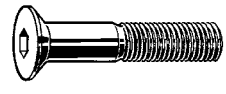
9 T 39	1	41000.000.039	Composition: • Hexagon head screws acc. to ISO 4017 and hexagon nuts acc. to DIN 934 • Steel class 8.8-l8l zinc plated, yellow passivated Content: • M5x10 -x20 / M6x12 -x30 / M8x20 -x40 / M10x30 -x40 • 190 pieces	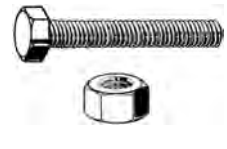
9 T 40	1	41000.000.040	Composition: • Hexagon socket head cap screws acc. to DIN 912 • Steel class 12.9 Content: • M6x16 -x20 -x25 -x30 / M8x25 -x30 -x35 / M10x25 -x35 • 95 pieces	
18 T 41	1	41000.000.041	Composition: • Filled sealing rings acc. to DIN 7603 C • Copper/FESTAPLAN Content: • Ø 5x9x1,5 / 6x10x1,5 / 8x12x1,5 / 8x14x1,5 / 10x14x1,5 / 10x16x1,5 / 12x16x2 / 12x18x2 / 14x18x2 / 14x20x2 / 16x20x2 / 16x22x2 / 18x22x2 / 18x24x2 / 20x24x2 / 20x26x2 / 22x27x2 / 22x29x2 • 200 pieces	

11

Go to www.fabory.com for all your tools, safety and metalworking products

41000 Assortment box plastic / Assortimentsdoos plastic / Boîte d'assortiment, plastique ←

Size	✉	Art.number		
9 T 42	1	41000.000.042	Composition: • Filled sealing rings acc. to DIN 7603 C • Copper/FESTAPLAN Content: • Ø 24x32x2,5 / 26x32x2,5 / 26x34x2,5 / 30x36x2,5 / 30x38x2,5 / 32x38x2,5 / 35x41x2,5 / 38x44x2,5 / 40x47x2,5 • 65 pieces	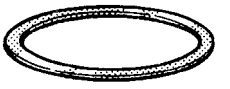
9 T 51	1	41000.000.051	Composition: • Parallel keys - high type acc. to DIN 6885 A • Steel Content: • 5x5x20 -x32 -x40 / 6x6x20 -x32 / 8x7x40 -x50 / 10x8x50 -x63 • 90 pieces	
9 T 54	1	41000.000.054	Composition: • Packing (jointing) rings • Fibre Content: • Ø 20x24 / 22x26 / 24x28 / 25x34 / 26x33 / 28x40 / 30x42 / 32x44 / 34x46 • 120 pieces	
18 T 55	1	41000.000.055	Composition: • Hexagon nuts acc. to ≈ DIN 934, slotted cheese head screws acc. to ≈ DIN 84 and plain washers without chamfer ≈ DIN 125-1 A • Plastic PA 6.6 (white) Content: • M3x6 -x8 -x10 -x12 / M4x8 -x10 -x12 -x16 / M5x10 -x16 -x20 -x25 • 770 pieces	
9 T 56	1	41000.000.056	Composition: • Plain washers without chamfer • Aluminium Content: • M4 / M5 / M6 / M8 / M10 / M12 / M16 / M20 • 320 pieces	
9 T 57	1	41000.000.057	Composition: • DUBO retaining rings for hexagon bolts and nuts • Plastic PA 6 (white) Content: • M5 / M6 / M8 / M10 / M12 / M14 / M16 / M18 / M20 • 311 pieces	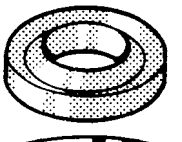
9 T 58	1	41000.000.058	Composition: • Plain washers without chamfer acc. to ≈ DIN 125-1 A • Plastic PA 6.6 (white) Content: • M4 / M5 / M6 / M8 / M10 / M12 / M14 / M16 / M20 • 484 pieces	
9 T 59	1	41000.000.059	Composition: • Hexagon head screws acc. to ≈ ISO 4017, hexagon nuts acc. to ≈ DIN 934 and slotted cheese head screws acc. to ≈ DIN 84 • Plastic PA 6.6 (white) Content: • M5x20 / M6x20 -x40 / M8x30 -x50 / M10x50 • 106 pieces	
18 T 60	1	41000.000.060	Composition: • Spacers • Plastic PA 6.6 (white) Content: • Ø 2,5x5x5 / 2,5x5x15 / 3x8x5 / 3x8x15 / 3,5x6x5 / 3,5x6x15 / 4x8x15 / 5x10x5 / 5x10x15 / 6x10x5 / 6x10x15 / 8x12x5 / 8x12x15 / 10x15x5 / 10x15x15 / 10x15x25 / 12x18x5 / 12x18x15 • 191 pieces	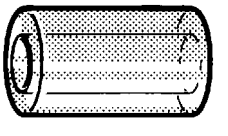
9 T 62	1	41000.000.062	Composition: • Pozidriv (Z) cross recessed countersunk screws for chipboard • Steel zinc plated Content: • 3x13 -x17 -x20 / 3,5x20 -x25 / 4x20 -x25 -x30 / 5x40 • 380 pieces	
9 T 66	1	41000.000.066	Composition: • Split pins (cotter pins) acc. to DIN 94 • Stainless steel A2 Content: • 1x20 / 1,6x20 / 2x32 / 2,5x32 / 3,2x32 -x40 / 4x40 / 5x50 / 6,3x50 • 165 pieces	
9 T 68	1	41000.000.068	Composition: • Hexagon socket head cap screws acc. to DIN 912 • Stainless steel A2-70 Content: • M6x16 -x20 -x25 -x30 / M8x25 -x30 -x35 / M10x25 -x35 • 85 pieces	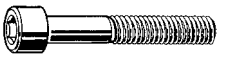
18 T 69	1	41000.000.069	Composition: • Slotted cheese head screws acc. to DIN 84, hexagon nuts acc. to DIN 934, plain washers without chamfer acc. to DIN 125-1 A and spring lock washers with square ends acc. to ≈ DIN 127 B • Stainless steel A2-70 Content: • M1,6x6 / M2x8 / M2,5x10 / M3x6 -x8 -x10 / M4x8 -x10 -x12 / M5x10 -x16 -x20 • 945 pieces	
9 T 70	1	41000.000.070	Composition: • Spring lock washers with square ends acc. to DIN 127 B • Stainless steel A2 Content: • M4 / M5 / M6 / M8 / M10 / M12 / M14 / M16 / M20 • 527 pieces	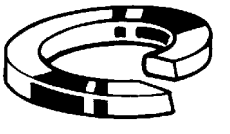

11

FABORY

41000 Assortment box plastic / Assortimentsdoos plastic / Boîte d'assortiment, plastique ←

Size	✉	Art.number		
9 T 71	1	41000.000.071	Composition: • Plain washers without chamfer acc. to DIN 125-1 A • Stainless steel A2 Content: • M4 / M5 / M6 / M8 / M10 / M12 / M14 / M16 / M20 • 390 pieces	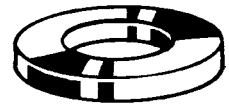
9 T 72	1	41000.000.072	Composition: • Slotted round head wood screws acc. to DIN 96 • Stainless steel A2 Content: • 3x12 -x16 / 4x20 -x25 -x30 -x40 / 5x25 -x40 -x50 • 279 pieces	
9 T 73	1	41000.000.073	Composition: • Slotted countersunk (flat) head wood screws acc. to DIN 97 • Stainless steel A2 Content: • 3x20 -x25 / 4x20 -x25 -x30 -x40 / 5x30 -x40 -x50 • 223 pieces	
9 T 74	1	41000.000.074	Composition: • Pozidriv (Z) cross recessed countersunk screws for chipboard • Stainless steel A2 Content: • 3,5x25 -x30 / 4x20 -x30 -x40 -x50 / 5x50 -x60 -x70 • 220 pieces	
9 T 75	1	41000.000.075	Composition: • Hexagon head screws acc. to ISO 4017 and hexagon nuts acc. to DIN 934 • Stainless steel A2-70 Content: • M6x16 -x20 -x25 / M8x20 -x25 -x30 / M10x25 -x30 -x40 • 138 pieces	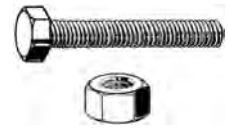
9 T 76	1	41000.000.076	Composition: • Slotted cheese head screws acc. to DIN 84 and hexagon nuts acc. to DIN 934 • Stainless steel A2-70 Content: • M4x10 -x16 -x20 / M5x10 -x16 -x20 / M6x16 -x20 -x25 • 360 pieces	
9 T 77	1	41000.000.077	Composition: • Slotted countersunk head screws acc. to DIN 963 and hexagon nuts acc. to DIN 934 • Stainless steel A2-70 Content: • M4x10 -x16 -x20 / M5x10 -x16 -x20 / M6x16 -x20 -x25 • 360 pieces	
9 T 78	1	41000.000.078	Composition: • Slotted pan head tapping screws acc. to DIN 7971 C • Stainless steel A2 Content: • ST2,9x13 / ST3,5x9,5 -x13 -x19 / ST4,2x13 -x19 -x25 / ST4,8x19 -x25 • 265 pieces	
9 T 79	1	41000.000.079	Composition: • Slotted raised countersunk head tapping screws acc. to DIN 7973 C • Stainless steel A2 Content: • ST2,9x13 / ST3,5x9,5 -x13 -x19 / ST4,2x13 -x19 -x25 / ST4,8x19 -x25 • 265 pieces	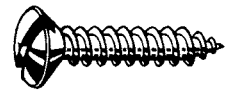
9 T 80	1	41000.000.080	Composition: • Prevailing torque type hexagon nuts with non-metallic insert acc. to DIN 985 • Steel class 5/8 zinc plated Content: • M4 / M5 / M6 / M7 / M8 / M10 / M12 / M14 / M16 • 214 pieces	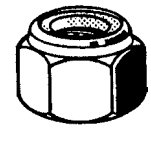
9 T 81	1	41000.000.081	Composition: • Prevailing torque type hexagon nuts with non-metallic insert acc. to DIN 985 and ASME B18.16.6 style NE • Steel class |6| / Grade N2 zinc plated Content: • M10x1 -x1,25 / M12x1,25 -x1,5 • UNF 1/4 / UNF 5/16 / UNF 3/8 / UNF 7/16 / UNF 1/2 • 95 pieces	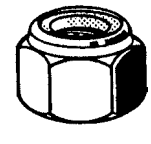
18 T 85	1	41000.000.085	Composition: • O-rings (metric) • Rubber - NBR 70° shore (black) Content: • Ø 5x1,5 / 6x1,5 / 7x1,5 / 8x1,5 / 8x2 / 10x2 / 12x2 / 11,3x2,4 / 13,3x2,4 / 12x2,5 / 14x2,5 / 15x2,5 / 16x2,5 / 18x3 / 20,2x3 / 22,2x3 / 24,2x3 / 26,2x3 • 179 pieces	
18 T 86	1	41000.000.086	Composition: • O-rings (non-metric) • Rubber - NBR 70° shore (black) Content: • Ø 5,28x1,78 / 6,07x1,78 / 7,66x1,78 / 9,25x1,78 / 10,82x1,78 / 12,42x1,78 / 10,78x2,62 / 12,37x2,62 / 13,95x2,62 / 15,08x2,62 / 17,13x2,62 / 18,72x2,62 / 20,29x2,62 / 21,89x2,62 / 23,47x2,62 / 23,40x3,53 / 24,99x3,53 / 26,58x3,53 • 167 pieces	
9 T 88	1	41000.000.088	Composition: • Grommets • Rubber (black) Content: • Ø 4x6,4 / 5,5x8 / 6,4x9,5 / 8x9,5 / 9,5x12,5 / 11x12,5 / 12,5x17,5 / 14,2x17,5 / 16x19 • 218 pieces	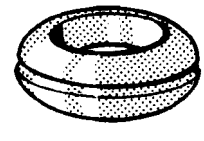

11

Go to www.fabory.com for all your tools, safety and metalworking products

41000 Assortment box plastic / Assortimentsdoos plastic / Boîte d'assortiment, plastique ←

Size	✉	Art.number		
9 T 89	1	41000.000.089	Composition: • Blanking plugs • Rubber (black) Content: • Ø 6,4x9,5 / 8x14,2 / 9,5x15,4 / 11,2x17,7 / 12,5x18,7 / 15,5x22 / 19x25,5 / 20x25,5 / 22,5x28,4 • 178 pieces	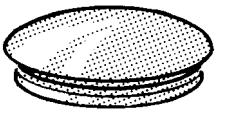
9 T 91	1	41000.000.091	Composition: • Round head rivets acc. to DIN 660 and countersunk head rivets acc. to DIN 661 • Copper Content: • 2x6 -x10 / 3x6 -x10 / 4x10 -x16 / 5x12 -x20 / 6x20 • 620 pieces	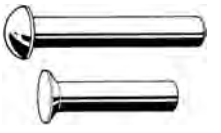
9 T 93	1	41000.000.093	Composition: • Round head rivets acc. to DIN 660 and countersunk head rivets acc. to DIN 661 • Aluminium Content: • 2x6 -x10 / 3x6 -x10 / 4x10 -x16 / 5x12 -x20 / 6x20 • 620 pieces	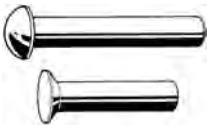
18 T 101	1	41000.000.101	Composition: • Packing (jointing) rings • Fibre Content: • Ø 5x8 / 6x9 / 6,5x10 / 7x10 / 8x12 / 8,5x14 / 9x14 / 9,5x14 / 10x14 / 11x17 / 12x16 / 12,5x18 / 14x18 / 15x19 / 16x21 / 17x22 / 18x24 / 19x23 • 400 pieces	
18 T 102	1	41000.000.102	Composition: • Retaining rings for shafts acc. to DIN 471 • Steel Content: • Ø 10 / 11 / 12 / 13 / 14 / 15 / 16 / 17 / 18 / 19 / 20 / 21 / 22 / 23 / 24 / 25 / 26 / 27 • 260 pieces	
18 T 103	1	41000.000.103	Composition: • Retaining rings for bores acc. to DIN 472 • Steel Content: • Ø 10 / 11 / 12 / 13 / 14 / 15 / 16 / 17 / 18 / 19 / 20 / 21 / 22 / 23 / 24 / 25 / 26 / 27 • 260 pieces	
9 T 104	1	41000.000.104	Composition: • Retaining rings for shafts acc. to DIN 471 • Steel Content: • Ø 29 / 30 / 31 / 33 / 35 / 36 / 38 / 40 / 42 • 115 pieces	
9 T 105	1	41000.000.105	Composition: • Retaining rings for bores acc. to DIN 472 • Steel Content: • Ø 28 / 29 / 30 / 32 / 35 / 36 / 37 / 40 / 42 • 115 pieces	
18 T 107	1	41000.000.107	Composition: • Slotted pan head tapping screws acc. to DIN 7971 C • Steel nickel plated Content: • ST2,9x13 / ST3,5x13 -x16 -x19 -x25 / ST4,2x13 -16 -x19 -x25 / ST4,8x16 -x19 -x25 -x32 / ST5,5x19 -25 -x32 / ST6,3x25 -x38 • 500 pieces	
18 T 109	1	41000.000.109	Composition: • Phillips (H) cross recessed raised countersunk head tapping screws acc. to DIN 7983 C-H • Steel nickel plated Content: • ST2,9x13 / ST3,5x13 -x16 -x19 -x25 / ST4,2x13 -x16 -x19 -x25 / ST4,8x16 -x19 -x25 -x32 / ST5,5x19 -x25 -x32 / ST6,3x25 -x38 • 500 pieces	
18 T 110	1	41000.000.110	Composition: • Hexagon socket set screws with cup point acc. to DIN 916 and ASME B18.3 • Steel class 45H / Alloy steel ASTM F912 Content: • M4x5 -x10 / M5x10 -x16 / M6x8 -x12 -x20 / M8x12 -x20 / UNC 3/16 x 1/4 -x 3/8 / UNC 1/4 x 3/8 -x 1/2 -x 5/8 -x 3/4 / UNC 5/16 x 1/2 -x 5/8 -x 3/4 • 229 pieces	
18 T 111	1	41000.000.111	Composition: • Woodruff keys acc. to DIN 6888 • Steel Content: • 2x3,7 / 2,5x3,7 / 3x3,7 -x5 -x6,5 / 4x5 -x6,5 -x7,5 -x9 / 5x6,5 -x9 / 6x9 -x11 -x13 -x15 / 8x11 -x13 / 10x13 • 220 pieces	
18 T 112	1	41000.000.112	Composition: • Slotted cheese head screws acc. to DIN 84 and hexagon nuts acc. to DIN 934 • Steel class 4.8-l8l zinc plated Content: • M3x4 -x6 -x8 -x10 -x12 -x16 -x20 -x25 / M4x6 -x8 -x10 -x12 -x16 -x20 -x25 -x30 • 1020 pieces	

FABORY

41000 Assortment box plastic / Assortimentsdoos plastic / Boîte d'assortiment, plastique ←

Size	✉	Art.number		
18 T 113	1	41000.000.113	Composition: • Spring-type straight pins (spiral pins), coiled standard duty acc. to ISO 8750 • Steel Content: • 1,5x8 -x12 / 2x10 -x16 / 3x12 -x14 -x16 -x20 -x24 -x30 / 4x16 -x20 -x24 -x30 -x40 / 5x20 -x40 / 6x40 • 415 pieces	
18 T 114	1	41000.000.114	Composition: • Taper pins - turned acc. to DIN 1 B • Steel Content: • 2x10 -x12 -x14 -x20 -x30 / 3x14 -x20 -x24 -x30 -x40 / 4x20 -x30 -x40 / 5x20 -x30 -x40 / 6x30 -x40 • 365 pieces	
18 T 115	1	41000.000.115	Composition: • Parallel pins (dowel pins) - hardened and ground acc. to DIN 6325 • Steel hardness 60 ± 2 HRC Content: • 2x10 -x12 -x14 -x20 -x28 / 3x14 -x20 -x24 -x32 -x40 / 4x20 -x32 -x40 / 5x20 -x32 -x40 / 6x28 -x40 • 187 pieces	
18 T 116	1	41000.000.116	Composition: • Spring type straight pins slotted - heavy type acc. to ISO 8752 • Steel Content: • 1,5x8 -x12 / 2x10 -x16 / 2,5x30 / 3x14 -x16 -x20 -x24 -x30 / 4x16 -x20 -x24 -x30 -x40 / 5x20 -x40 / 6x40 • 414 pieces	
9 T 117	1	41000.000.117	Composition: • Spring type straight pins slotted - heavy type acc. to ISO 8752 • Steel Content: • 4x50 / 5x50 -x60 / 6x50 -x60 -x70 / 8x50 -x60 -x70 • 136 pieces	
9 T 121	1	41000.000.121	Composition: • Slotted countersunk (flat) head wood screws acc. to DIN 97 • Brass Content: • 3x20 -x25 / 4x20 -x25 -x30 -x40 / 5x30 -x40 -x50 • 223 pieces	
9 T 122	1	41000.000.122	Composition: • Slotted round head wood screws acc. to DIN 96 • Brass Content: • 3x20 / 3,5x20 -x25 -x30 / 4x20 -x25 -x30 / 5x30 -x40 • 235 pieces	
9 T 125	1	41000.000.125	Composition: • Slotted countersunk (flat) head wood screws acc. to DIN 97 • Steel zinc plated Content: • 3x20 / 3,5x20 -x25 -x30 / 4x20 -x25 -x30 / 5x40 -x50 • 425 pieces	
9 T 126	1	41000.000.126	Composition: • Slotted round head wood screws acc. to DIN 96 • Steel zinc plated Content: • 3x20 / 3,5x20 -x25 -x30 / 4x20 -x25 -x30 / 5x30 -x40 • 425 pieces	
18 T 131	1	41000.000.131	Composition: • Slotted pan head tapping screws acc. to DIN 7971 C • Steel zinc plated Content: • ST2,9x13 / ST3,5x13 -x16 -x19 -x25 / ST4,2x13 -x16 -x19 -x25 / ST4,8x16 -x19 -x25 -x32 / ST5,5x19 -x25 -x32 / ST6,3x25 -x38 • 500 pieces	
18 T 137	1	41000.000.137	Composition: • Phillips (H) cross recessed pan head tapping screws acc. to DIN 7981 C-H • Steel zinc plated Content: • ST2,9x13 / ST3,5x13 -x16 -x19 -x25 / ST4,2x13 -x16 -x19 -x25 / ST4,8x16 -x19 -x25 -x32 / ST5,5x19 -x25 -x32 / ST6,3x25 -x38 • 500 pieces	
18 T 139	1	41000.000.139	Composition: • Phillips (H) cross recessed raised countersunk head tapping screws acc. to DIN 7983 C-H • Steel zinc plated Content: • ST2,9x13 / ST3,5x13 -x16 -x19 -x25 / ST4,2x13 -x16 -x19 -x25 / ST4,8x16 -x19 -x25 -x32 / ST5,5x19 -x25 -x32 / ST6,3x25 -x38 • 500 pieces	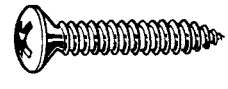
9 T 140	1	41000.000.140	Composition: • Phillips (H) cross recessed pan head tapping screws acc. to DIN 7981 C-H • Steel zinc plated, black passivated Content: • ST2,9x19 / ST3,5x16 -x25 / ST4,2x16 -x25 -x32 / ST4,8x19 -x25 -x32 • 440 pieces	
9 T 141	1	41000.000.141	Composition: • Phillips (H) cross recessed raised countersunk head tapping screws acc. to DIN 7983 C-H • Steel zinc plated, black passivated Content: • ST2,9x19 / ST3,5x16 -x25 / ST4,2x16 -x25 -x32 / ST4,8x19 -x25 -x32 • 440 pieces	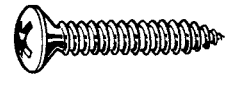

11

41000 Assortment box plastic / Assortimentsdoos plastic / Boîte d'assortiment, plastique ←

Size	✉	Art.number		
9 T 143	1	41000.000.143	Composition: • Phillips (H) cross recessed mushroom head tapping screws with flange • Steel zinc plated, black passivated Content: • ST3,5x16 -x19 / ST4,2x16 -x19 -x22 / ST4,8x16 -x19 -x25 • 360 pieces	
9 T 151	1	41000.000.151	Composition: • Packing (jointing) rings • Fibre Content: • Ø 3x5 / 4x6,5 / 4,5x8 / 5x8 / 5,5x9 / 6x9 / 6,5x10 / 7x10 / 8x12 • 750 pieces	
9 T 152	1	41000.000.152	Composition: • Woodruff keys acc. to DIN 6888 • Steel Content: • 2x2,6 -x3,7 -x5 / 2,5x3,7 / 3x3,7 -x5 -x6,5 -x7,5 / 4x5 • 235 pieces	
9 T 156	1	41000.000.156	Composition: • Retaining rings for shafts acc. to DIN 471 and retaining rings for bores acc. to DIN 472 • Steel Content: • Ø 8 / 9 / 10 / 11 / 12 / 13 / 14 / 15 / 16 • 326 pieces	
9 T 157	1	41000.000.157	Composition: • Retaining rings for shafts acc. to DIN 6799 • Steel Content: • Ø 1,5 / 1,9 / 2,3 / 3,2 / 4 / 5 / 6 / 7 / 8 • 550 pieces	
9 T 159	1	41000.000.159	Composition: • Fixing washers for shafts • Springsteel (without cap) and springsteel (with stainless steel cap) Content: • Ø 3 / 4 / 5 / 6 / 8 / 10 / 12 / 16 / 20 • 289 pieces	
9 T 175	1	41000.000.175	Composition: • Lubricating nipples cone type acc. to ≈ DIN 71412 • Steel zinc plated Content: • R 1/8 -45° -90° -180° / R 1/4 -45° -90° -180° • SAE (UNF) 1/4 -180° / UNF 5/16 -180° / UNF 3/8 -180° • 97 pieces	
18 T 176	1	41000.000.176	Composition: • Lubricating nipples cone type acc. to ≈ DIN 71412 and drive-in lubricating nipples • Steel zinc plated Content: • M6x1-45° -90° -180° • M8x1-45° -90° -180° / M8x1,25-45° -90° -180° • M10x1-45° -90° -180° / M10x1,5-90° -180° • Drive-in lubricating nipple: 6-45° -180° / 8-90° -180° • 123 pieces	
9 T 177	1	41000.000.177	Composition: • Lubricating nipples cone type acc. to ≈ DIN 71412 • Steel zinc plated Content: • M6x1-45° -90° -180° • M8x1-180° / M8x1,25-45° -90° -180° • M10x1-180° / M10x1,5-180° • 120 pieces	
9 T 201	1	41000.000.201	Composition: • Plain washers without chamfer acc. to DIN 125-1 A and spring lock washers with square ends acc. to DIN 127 B • Steel zinc plated Content: • M5 / M6 / M8 / M10 / M11 • 675 pieces	
9 T 203	1	41000.000.203	Composition: • Plain washers without chamfer acc. to DIN 125-1 A and spring lock washers with square ends acc. to DIN 127 B • Steel zinc plated, yellow passivated Content: • M5 / M6 / M8 / M10 / M12 • 630 pieces	
18 T 209	1	41000.000.209	Composition: • Phillips (H) cross recessed pan head tapping screws acc. to DIN 7981 C-H • Steel nickel plated Content: • ST2,9x13 / ST3,5x13 -x16 -x19 -x25 / ST4,2x13 -x16 -x19 -x25 / ST4,8x16 -x19 -x25 x32 / ST5,5x19-x25 -x32 / ST6,3x25-x38 • 500 pieces	
18 T 210	1	41000.000.210	Composition: • Hexagon socket set screws with cup point acc. to DIN 916 • Steel class 45H Content: • M4x5 -x8 -x10 / M5x8 -x10 -x12 -x16 / M6x8 -x10 -x12 -x16 -x20 / M8x12 -x16 -x20 / M10x16 -x20 -x25 • 245 pieces	

11

FABORY

41000 Assortment box plastic / Assortimentsdoos plastic / Boîte d'assortiment, plastique ←

Size	✉	Art.number		
9 T 212	1	41000.000.212	Composition: • Shim rings thickness 0,1 mm • Steel Content: • Ø 24x36 / 26x38 / 28x40 / 30x42 / 32x44 / 34x46 / 36x48 / 38x50 / 40x50 • 160 pieces	
9 T 214	1	41000.000.214	Composition: • Taper pins - turned acc. to DIN 1 B • Steel Content: • 3x50 / 4x50 -x60 / 5x50 -x60 / 6x50 -x60 -x70 / 6,5x60 • 150 pieces	
9 T 219	1	41000.000.219	Composition: • Phillips (H) cross recessed raised cheese head screws acc. to DIN 7985 H • Steel class 4.8 zinc plated, black passivated Content: • M3x6 -x10 -x16 -x20 -x30 / M4x10 -x20 -x30 -x50 • 525 pieces	
9 T 220	1	41000.000.220	Composition: • Phillips (H) cross recessed countersunk head screws acc. to DIN 965H • Steel class 4.8 zinc plated, black passivated Content: • M3x6 -x10 -x16 -x20 -x30 / M4x10 -x20 -x30 -x50 • 525 pieces	
9 T 230	1	41000.000.230	Composition: • Hexagon head screws acc. to ISO 4017 and hexagon nuts acc. to DIN 934 • Steel class 8.8-I8I zinc plated Content: • M8x20 -x25 -x30 -x35 / M10x25 -x30 -x35 • 86 pieces	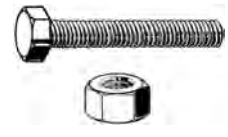
9 T 231	1	41000.000.231	Composition: • Finished hex bolts and hexagon nuts • Steel SAE J429 Grade 5 / SAE J995 Grade 5 zinc plated Content: • UNF 1/4 x 5/8 -x 3/4 -x 1.IN. -x 1.1/4 / UNF 5/16 x 1.IN. -x 1.1/2 / UNF 3/8 x 1.IN. -x 1.1/2 / UNF 1/2 x 1.1/4 • 126 pieces	
9 T 240	1	41000.000.240	Composition: • Helical compression springs acc. to DIN 2095 • Spring steel zinc plated Content: • 0,5x6,5x30 / 0,8x7,7x35 -x50 / 1x8x30 / 1x10x60 / 1,5x10x50 / 1,5x12x40 / 1,5x14x60 / 2x14x50 • 105 pieces	
9 T 245	1	41000.000.245	Composition: • Helical tension springs acc. to DIN 2097 • Spring steel zinc plated Content: • 0,5x4,5x20 / 0,5x6,5x20 -x30 / 0,8x6,7x35 / 0,8x7,7x40 -x50 / 1x10x40 -x60 / 1,5x10x50 • 166 pieces	
18 T 250	1	41000.000.250	Composition: • Helical compression springs acc. to DIN 2095 and helical tension springs acc. to DIN 2097 • Spring steel zinc plated Content: • 0,5x3,5x15 -x20 / 0,5x4,5x12 / 0,5x6,5x20 -x25 -x35 / 0,8x5,7x25 / 0,8x6,7x25 -x30 / 0,8x7,7x30 / 1x6x25 -x30 / 1x8x25 -x35 / 1x10x25 -x35 / 1x10x40 -x60 / 1,5x10x35 • 251 pieces	
9 T 300	1	41000.000.300	Composition: • Pre-insulated terminals and connectors • Steel/plastic Content: • Cable 0,5 - 1,5 mm: type 545 / 547 / 548 • Cable 1,5 - 2,5 mm: type 546 / 550 / 549 • Cable 2,5 - 6,0 mm: type 563 (M8) / 554 (M10) • Connector type C-560 blue • 149 pieces	
18 T 305	1	41000.000.305	Composition: • Pre-insulated terminals • Steel/plastic Content: • Cable 0,5 - 1,5 mm: type 599 / 741 / 541 / 540 / 1541 / 561 / 556 (M3) / 535 (M4) / 557 (M5) • Cable 1,5 - 2,5 mm: type 742 / 542 / 740 / 1542 / 562 / 536 (M4) / 537 (M5) / 560 (M6) • Cable 2,5 - 6,0 mm: type 539 (M6) • 204 pieces	
18 T 320	1	41000.000.320	Composition: • Car fuses • Steel/plastic Content: • 7,5A / 10A / 15A / 20A / 25A / 30A blade fuses • 25A porcelain fuses • 2A (5x20 mm) / 2A (6,35x25 mm) / 5A / 10A / 15A / 20A / 25A glass tube fuses • 5A / 8A / 16A / 25A / 40A torpedo fuses • 152 pieces	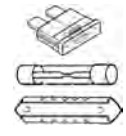
9 T 321	1	41000.000.321	Composition: • NORD-LOCK Vibration proof washer 2 pieces • Steel Deltaprotekt Content: • M4 / M5 / M6 / M8 / M10 / M12 / M14 / M16 • 180 (x2) pieces	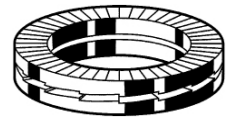

11

Assortment box steel

Assortimentsdoos staal / Boîte d'assortiment, acier



41010 **Assortment box steel / Assortimentsdoos staal / Boîte d'assortiment, acier** **Y94A**



Size	✉	Art.number		
S 502	1	41010.000.502	Composition: • Hexagon head bolts acc. to ISO 4014, hexagon head screws acc. to ISO 4017 and hexagon nuts acc. to DIN 934 • Steel class 8.8-l8l zinc plated Content: • M5x10 -x16 -x20 -x30 -x40 / M6x12 -x16 -x20 -x25 -x30 -x40 -x50 / M8x20 -x25 -x30 -x40 -x50 -x60 • 758 pieces	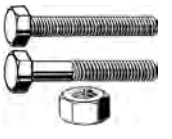
S 504	1	41010.000.504	Composition: • Hexagon head bolts acc. to ISO 4014, hexagon head screws acc. to ISO 4017 and hexagon nuts acc. to DIN 934 • Steel class 8.8-l8l zinc plated Content: • M10x20 -x25 -x30 -x40 -x50 -x60 / M12x30 -x40 -x50 / M14x50 -x60 / M16x40 -x50 -x60 • 157 pieces	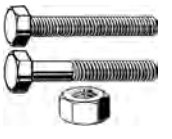
S 506	1	41010.000.506	Composition: • Hexagon head screws acc. to ISO 4017 and hexagon nuts acc. to DIN 934 • Steel class 8.8-l8l zinc plated Content: • M5x10 -x16 -x20 / M6x16 -x20 -x25 / M8x20 -x25 -x30 / M10x30 -x40 / M12x30 -x40 • 950 pieces	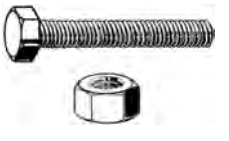
S 508	1	41010.000.508	Composition: • Hexagon head screws acc. to ISO 4017 • Steel class 8.8 zinc plated, yellow passivated Content: • M5x16 -x25 / M6x10 -x16 - x20 -x25 / M8x20 -x25 -x30 / M10x25 -x30 -x35 • 610 pieces	
S 510	1	41010.000.510	Composition: • Hexagon head bolts acc. to ISO 8765, hexagon head screws acc. to ISO 8676 and hexagon nuts acc. to DIN 934 • Metric fine pitch thread • Steel class 8.8-l8l Content: • M10x1,25x20 -x25 -x30 -x40 -x50 / M12x1,5x30 -x40 -x45 -x50 / M14x1,5x30 -x40 -x50 -x60 / M16x1,5x30 -x40 -x50 -x60 • 196 pieces	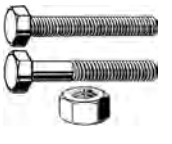
S 512	1	41010.000.512	Composition: • Hexagon head screws acc. to ISO 4017 and hexagon nuts acc. to DIN 934 • Stainless steel A2-70 Content: • M5x16 -x20 / M6x16 -x20 -x25 / M8x20 -x25 -x30 / M10x20 -x30 -x40 / M12x30 -x40 • 434 pieces	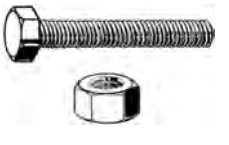
S 514	1	41010.000.514	Composition: • Hexagon head bolts acc. to ISO 4014, hexagon nuts acc. to DIN 934 and spring lock washers with square ends acc. to DIN 127 B • Stainless steel A2-70 Content: • M6x30 -x35 -x40 -x50 -x60 / M8x30 -x35 -x40 -x50 -x60 / M10x40 -x50 -x60 / M12x50 • 552 pieces	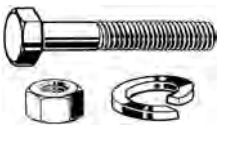
S 518	1	41010.000.518	Composition: • Hexagon head screws acc. to ≈ ISO 4017 and hexagon nuts acc. to ≈ DIN 934 • Plastic PA 6.6 (white) Content: • M5x10 -x20 / M6x10 -x20 -x25 -x30 -x40 / M8x16 -x20 -x25 -x30 -x40 -x50 • 987 pieces	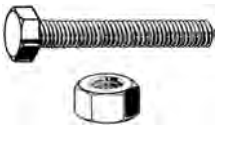

FABORY

41010 Assortment box steel / Assortimentsdoos staal / Boîte d'assortiment, acier ←

Size	✉	Art.number		
S 520	1	41010.000.520	Composition: • Hex bolts and hexagon nuts • Steel SAE J429 Grade 5 / SAE J995 Grade 5 zinc plated Content: • UNF 1/4 x 5/8 -x 3/4 -x 1.IN. -x 1.1/4 -x 1.1/2 -x 2.IN. / UNF 5/16 x 3/4 -x 1.IN. -x 1.1/4 -x 1.1/2 -x 2.IN. / UNF 3/8 x 3/4 -x 1.IN. -x 1.1/4 -x 1.1/2 -x 2.IN. -x 2.1/2 / UNF 7/16 x 1.1/2 • 600 pieces	
S 522	1	41010.000.522	Composition: • Hex bolts and hexagon nuts • Steel SAE J429 Grade 5 / SAE J995 Grade 5 zinc plated Content: • UNF 7/16 x 1.IN. -x 1.1/4 -x 1.1/2 -x 1.3/4 - x 2.IN. / UNF 1/2 x 1.IN. -x 1.1/4 -x 1.1/2 -x 2.IN. / UNF 9/16 x 1.3/4 -x 2.IN. / UNF 5/8 x 1.1/2 -x 2.IN. -x 2.1/2 • 148 pieces	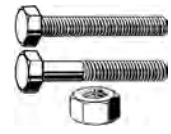
S 524	1	41010.000.524	Composition: • Hex bolts and hexagon nuts • Steel SAE J429 Grade 5 / SAE J995 Grade 5 zinc plated Content: • UNC 1/4 x 1/2 -x 5/8 -x 3/4 -x 1.IN. / UNC 5/16 x 3/4 -x 1.IN. -x 1.1/4 -x 1.1/2 / UNC 3/8 x 3/4 -x 1.IN. -x 1.1/4 -x 1.1/2 / UNC 1/2 x 1.1/4 -x 1.1/2 • 670 pieces	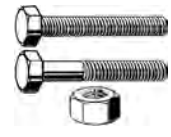
S 526	1	41010.000.526	Composition: • Hex bolts and hexagon nuts • Stainless steel ASTM F593 316CW Content: • UNC 1/4 x 3/4 / UNC 5/16 x 3/4 -x 1.IN. / UNC 3/8 x 3/4 -x1.IN. / UNC 1/2 x 1.IN. • 395 pieces	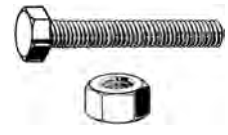
S 528	1	41010.000.528	Composition: • Mushroom head square neck bolts acc. to DIN 603 and hexagon nuts acc. to DIN 934 • Steel class 4.6-|8| zinc plated Content: • M5x16 -x20 -x25 -x30 / M6x25 -x30 -x35 -x40 / M8x25 -x40 -x50 -x60 • 517 pieces	
S 530	1	41010.000.530	Composition: • Hexagon head wood screws acc. to DIN 571 • Steel zinc plated Content: • 6x30 -x40 -x50 -x60 / 8x30 -x40 -x50 -x60 -x70 -x80 / 10x50 -x60 mm • 357 pieces	
S 532	1	41010.000.532	Composition: • Hexagon head wood screws acc. to DIN 571 • Stainless steel A2 Content: • 6x30 -x40 -x50 -x60 -x70 / 8x40 -x50 -x60 -x70 -x80 / 10x50 -x70 • 323 pieces	
S 534	1	41010.000.534	Composition: • Hexagon socket head cap screws acc. to DIN 912 • Steel class 8.8 zinc plated Content: • M4x10 -x16 -x20 / M5x10 -x16 -x20 -x25 -x30 / M6x10 -x16 -x20 -x25 -x30 -x40 / M8x20 -x25 -x30 -x40 • 885 pieces	
S 536	1	41010.000.536	Composition: • Hexagon socket head cap screws acc. to DIN 912 • Stainless steel A2-70 Content: • M4x10 -x12 -x16 / M5x10 -x12 -x16 -x20 / M6x10 -x12 -x16 -x20 -x25 -x30 / M8x16 -x20 -x25 -x30 -x35 • 355 pieces	
S 538	1	41010.000.538	Composition: • Hexagon socket countersunk head screws acc. to ISO 10642 • Steel class 8.8 zinc plated Content: • M3x8 -x16 / M4x10 -x12 -x16 / M5x10 -x16 / M6x10 -x16 -x20 -x25 / M8x20 -x25 -x30 / M10x20 -x25 -x30 -x40 • 1147 pieces	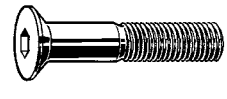
S 540	1	41010.000.540	Composition: • Hexagon socket button head screws acc. to ISO 7380-1 • Steel class 10.9 zinc plated Content: • M4x6 -x10 / M5x12 -x16 -x20 / M6x10 -x12 -x16 -x20 -x25 / M8x16 -x20 -x25 / M10x20 -x25 -x30 / M12x25 -x30 • 582 pieces	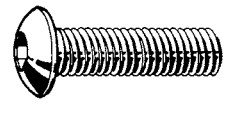
S 542	1	41010.000.542	Composition: • Hexagon socket set screws with flat point acc. to DIN 913, hexagon socket set screws with cone point acc. to DIN 914 and hexagon socket set screws with dog point acc. to DIN 915 • Steel class 45H Content: • M4x5 -x8 -x10 / M5x6 -x10 -x20 / M6x8 -x10 -x12 -x16 -x20 / M8x10 -x16 • 1950 pieces	
S 544	1	41010.000.544	Composition: • Hexagon socket set screws with knurled cup point acc. to ≈ DIN 916 • Steel class 45H zinc plated Content: • M4x4 -x6 -x8 -x10 / M5x6 -x8 -x10 / M6x8 -x10 -x16 -x20 / M8x10 -x12 -x16 -x20 / M10x16 -x20 -x25 • 1105 pieces	

11

41010 Assortment box steel / Assortimentsdoos staal / Boîte d'assortiment, acier ←

Size	✉	Art.number		
S 546	1	41010.000.546	Composition: • Hexagon socket set screws with cup point acc. to DIN 916 • Stainless steel A2-70 Content: • M6x6 -x8 -x10 -x16 / M8x16 -x20 -x25 -x30 / M10x10 -x16 -x20 -x30 • 585 pieces	
S 548	1	41010.000.548	Composition: • Hexagon socket screw plugs acc. to DIN 908 and hexagon head screw plugs acc. to DIN 910 • Metric fine cylindrical thread • Steel Content: • M10x1 / M12x1,5 / M14x1,5 / M16x1,5 / M18x1,5 / M20x1,5 / M22x1,5 / M24x1,5 / M30x1,5 • 126 pieces	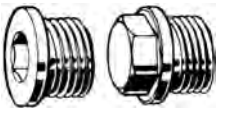
S 550	1	41010.000.550	Composition: • Hexagon nuts acc. to DIN 934 • Steel class l8l zinc plated Content: • M3 / M4 / M5 / M6 / M8 / M10 / M12 / M16 • 2200 pieces	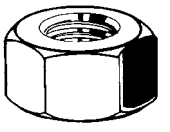
S 552	1	41010.000.552	Composition: • Hexagon nuts acc. to ISO 4032 and plain washers without chamfer acc. to DIN 125-1A • Steel class 8 zinc plated, yellow passivated Content: • M4 / M5 / M6 / M8 / M10 / M12 • 2210 pieces	
S 554	1	41010.000.554	Composition: • Hexagon nuts acc. to DIN 934 and plain washers without chamfer acc. to DIN 125-1 A • Stainless steel A2–70 Content: • M4 / M5 / M6 / M8 / M10 / M12 • 1700 pieces	
S 556	1	41010.000.556	Composition: • Prevailing torque type hexagon nuts with non-metallic insert acc. to DIN 985 • Steel class |6|zinc plated Content: • M3 / M4 / M5 / M6 / M7 / M8 / M10 / M12 / M14 / M16 • 1450 pieces	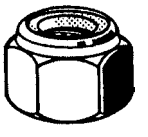
S 558	1	41010.000.558	Composition: • Prevailing torque type hexagon nuts with non-metallic insert acc. to ≈ DIN 985 • Stainless steel A2 Content: • M3 / M4 / M5 / M6 / M8 / M10 / M12 / M14 / M16 / M20 • 614 pieces	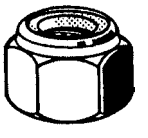
S 560	1	41010.000.560	Composition: • Hexagon domed cap nuts acc. to DIN 1587 and hexagon cap nuts, low type acc. to DIN 917 • Steel class 6 zinc plated Content: • M4 / M5 / M6 / M8 / M10 • 1050 pieces	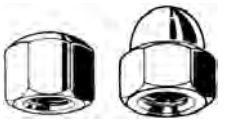
S 562	1	41010.000.562	Composition: • Hexagon domed cap nuts acc. to DIN 1587 and hexagon cap nuts acc. to DIN 917 • Stainless steel A1-50 Content: • M4 / M5 / M6 / M8 / M10 • 540 pieces	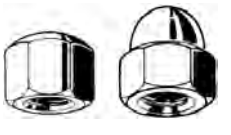
S 564	1	41010.000.564	Composition: • Wing screws, rounded wings acc. to DIN 316 and wing nuts light (American) type • Cast iron and steel class 04 zinc plated Content: • DIN 316: M5x16 / M6x10 -x20 -x30 / M8x20 -x30 • Wing nuts: M4 / M5 / M6 / M8 / M10 / M12 • 417 pieces	
S 566	1	41010.000.566	Composition: • Slotted screwed inserts type A acc. to DIN 7965 and drive-in nuts for wood • Steel Content: • DIN 7965: M4x10 / M5x12 / M6x15 / M8x15 -x18 • Drive-in nuts for wood: M4 / M5 / M6 / M8 / M10 • 665 pieces	
S 570	1	41010.000.570	Composition: • Spacers with 2x internal thread type H1200 and spacers with internal thread and external threaded stud type H1202 • Steel zinc plated Content: • H1200: M3x5x5 -x8,5x8,5 -x10x10 -x20x7 / M4x10x10 -x15x15 / -x25x9 -x40x9 -x50x9 • H1202: M3x5x3 -x10x7 -x15x7 -x30x7 / M4x10x6 -x30x9 -x40x9 / M5x20x11 -x30x11 • 435 pieces	
S 572	1	41010.000.572	Composition: • Self-cutting threaded inserts type 300 • Steel zinc plated, yellow passivated and stainless steel C4 Content: • M3 / M4 / M5 / M6 / M8 / M10 / M12 / M16 • 420 pieces	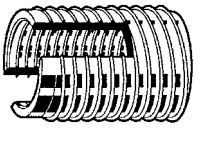

FABORY

41010 Assortment box steel / Assortimentsdoos staal / Boîte d'assortiment, acier ←

Size	✉	Art.number		
S 574	1	41010.000.574	Composition: • Screw eyes : 2,40x10x5 / 4,00x30x12 / 4,40x40x16, • Square hook pins : 2,40x25 / 3,20x30 / 4,00x50, • Square hooks : 2,65x30 / 3,20x40, • Cross recessed heavy square hooks : 5,25x40 -x50, • Cup hooks : 2,40x16/30 / 3,20x20/40 • Steel zinc plated • 1050 pieces	
S 576	1	41010.000.576	Composition: • Dowel screws and dowel screws with hexagonal shank • Steel zinc plated Content: • Dowel screws : M6x40 -x50 -x60 -x90 / M8x60 -x70 • Dowel screws with hexagonal shank : M8x80 -x90 / M10x80 -x90 -x100 • 226 pieces	
S 578	1	41010.000.578	Composition: • Dee (chain) shackles and bow (anchor) shackles with screw collar pin • Stainless steel A4 Content: • 5 / 6 / 8 / 10 / 12 • 32 pieces	
S 580	1	41010.000.580	Composition: • Stud bolts acc. to DIN 976-1 A • Steel class 4.8 zinc plated, yellow passivated Content: • M4x30 -x40 / M5x40 -x50 / M6x30 -x40 -x50 / M8x60 -x70 -x80 / M10x40 -x60 • 505 pieces	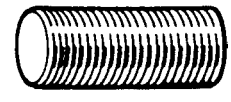
S 582	1	41010.000.582	Composition: • Studs metal end ≈ 1,25 d acc. to DIN 939 • Stainless steel A4 Content: • M6x30 / M8x20 -x25 -x40 -x50 / M10x25 -x30 -x40 -x50 / M12x40 -x50 / M16x50 • 73 pieces	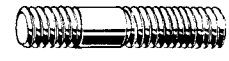
S 584	1	41010.000.584	Composition: • Slotted cheese head screws acc. to DIN 84 and hexagon nuts acc. to DIN 934 • Steel class 4.8-l8l zinc plated Content: • M3x10 -x12 -x16 -x20 -x25 / M4x10 -x16 -x20 -x25 -x30 / M5x20 -x25 -x30 -x40 / M6x25 -x30 -x40 -x50 • 3060 pieces	
S 586	1	41010.000.586	Composition: • Slotted countersunk head screws acc. to DIN 963 and hexagon nuts acc. to DIN 934 • Steel class 4.8-l8l zinc plated Content: • M3x10 -x20 -x30 / M4x10 -x20 -x30 / M5x10 -x20 -x25 / M6x20 -x30 / M8x20 -x25 • 2970 pieces	
S 588	1	41010.000.588	Composition: • Slotted cheese head screws acc. to DIN 84 and hexagon nuts acc. to DIN 934 • Stainless steel A2-70 Content: • M3x8 -x10 -x16 / M4x8 - x10 -x16 -x20 / M5x10 -x12 -x16 -x20 / M6x10 -x16 -x20 • 4550 pieces	
S 590	1	41010.000.590	Composition: • Slotted countersunk head screws acc. to DIN 963 and hexagon nuts acc. to DIN 934 • Stainless steel A2-70 Content: • M3x6 -x10 -x16 / M4x10 -x16 -x20 / M5x10 -x16 -x20 -x30 / M6x16 -x20 -x25 -x30 • 1550 pieces	
S 592	1	41010.000.592	Composition: • Hexagon nuts acc. to ≈ DIN 934, slotted cheese head screws acc. to ≈ DIN 84, slotted countersunk head screws acc. to ≈ DIN 963 and plain washers without chamfer acc. to ≈ DIN 125-1 A • Plastic PA 6.6 (white) Content: • M3x10 / M4x8 -x20 / M5x16 / M6x20 • 2100 pieces	
S 594	1	41010.000.594	Composition: • Phillips (H) cross recessed pan head tapping screws acc. to DIN 7981 C-H • Steel zinc plated Content: • ST2,9x13 / ST3,5x13 -x16 -x19 -x25 / ST4,2x13 -x16 -x19 -x25 / ST4,8x16 -x19 -x25 -x32 / ST5,5x19 -x25 -x32 / ST6,3x25 -x38 • 1855 pieces	
S 596	1	41010.000.596	Composition: • Phillips (H) cross recessed pan head tapping screws acc. to DIN 7981 C-H • Steel zinc plated, black passivated Content: • ST2,9x6,5 -x9,5 -x13 -x19 / ST3,5x9,5 -x13 -x16 -x19 -x25 / ST3,9x9,5 / ST4,2x9,5 -x13 -x16 -x19 -x25 / ST4,8x16 -x19 -x25 • 2145 pieces	

11

41010 Assortment box steel / Assortimentsdoos staal / Boîte d'assortiment, acier ←

Size	✉	Art.number		
S 598	1	41010.000.598	Composition: • Phillips (H) cross recessed countersunk head tapping screws acc. to DIN 7982 C-H • Steel zinc plated Content: • ST2,9x9,5 -x13 / ST3,5x16 -x19 -x25 -x32 / ST3,9x19 / ST4,2x13 -x16 -x19 -x25 -x32 -x38 / ST4,8x19 -x25 -x32 / ST5,5x25 -x32 • 1650 pieces	
S 600	1	41010.000.600	Composition: • Phillips (H) cross recessed pan head tapping screws acc. to DIN 7981 C-H and Phillips (H) cross recessed countersunk head tapping screws acc. to DIN 7982 C-H • Stainless steel A2 Content: • ST3,5x9,5 -x13 -x16 -x19 -x25 / ST4,2x13 -x16 -x19 -x25 -x32 / ST4,8x19 -x25 • 1675 pieces	
S 602	1	41010.000.602	Composition: • Phillips (H) cross recessed raised countersunk head tapping screws acc. to DIN 7983 C-H • Steel zinc plated Content: • ST2,9x9,5 -x13 -x16 / ST3,5x13 -x16 -x19 -x25 / ST4,2x13 -x16 -x19 -x25 -x32 / ST4,8x16 -x19 -x25 -x32 / ST5,5x19 -x25 • 2175 pieces	
S 604	1	41010.000.604	Composition: • Phillips (H) cross recessed raised countersunk head tapping screws acc. to DIN 7983 C-H • Steel zinc plated, black passivated Content: • ST2,9x9,5 -x13 -x19 / ST3,5x13 -x16 -x19 -x25 / ST3,9x16 -x25 / ST4,2x13 -x16 -x19 -x25 -x32 / ST4,8x16 -x19 -x25 -x32 • 1875 pieces	
S 606	1	41010.000.606	Composition: • Pozidriv (Z) cross recessed countersunk screws for chipboard • Steel zinc plated Content: • 3,5x20 -x25 -x30 -x35 -x40 / 4x17 -x20 -x25 -x30 -x35 -x40 -x45 -x50 / 4,5x30 -x40 -x50 / 5x50 -x60 • 1225 pieces	
S 608	1	41010.000.608	Composition: • *SPEDEC*: self-drilling Phillips (H) cross recessed pan head screws acc. to DIN 7504 M-H, self-drilling Phillips (H) cross recessed countersunk head screws acc. to DIN 7504 O-H and self-drilling hexagon head screws with collar acc. to DIN 7504 K • Steel zinc plated Content: • ST3,5x9,5 -x19 / ST3,9x13 -x19 / ST4,2x13 -x19 -x25 -x32 / ST4,8x13 -x16 -x19 -x32 / ST5,5x32 / ST6,3x19 • 1460 pieces	
S 610	1	41010.000.610	Composition: • Wall plugs • Plastic nylon (grey) Content: • 4 / 5 / 6 / 7 / 8 / 10 / 12 • 720 pieces	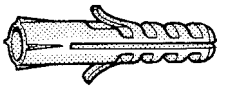
S 612	1	41010.000.612	Composition: • Mudwing repair washers and plain washers d2 ≈ 3xd1 acc. to DIN 9021 • Steel zinc plated Content: • Mudwing repair washers: M4x20 / M5x20 / M6x25 -x30 / M8x30 / M10x30 / M12x36 • DIN 9021: M4x12 / M5x15 / M6x18 / M8x24 / M10x24 • 1300 pieces	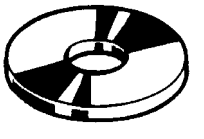
S 614	1	41010.000.614	Composition: • Plain washers without chamfer acc. to DIN 125-1 A and spring lock washers with square ends acc. to DIN 127 B • Steel zinc plated Content: • M4 / M5 / M6 / M8 / M10 / M11 / M12 / M14 / M16 • 1700 pieces	
S 616	1	41010.000.616	Composition: • Spring lock washers with square ends acc. to DIN 127 B • Stainless steel A2 Content: • M3 / M4 / M5 / M6 / M8 / M10 / M12 / M14 / M16 / M20 / M24 / M27 • 1180 pieces	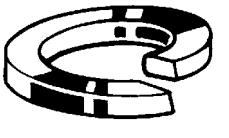
S 618	1	41010.000.618	Composition: • Wave spring washers acc. to DIN 137 B, serrated lock washers external teeth acc. to DIN 6798 A and serrated lock washers internal teeth acc. to DIN 6798 J • Steel zinc plated and steel zinc plated, yellow passivated Content: • M3 / M4 / M5 / M6 / M8 / M10 • 6450 pieces	
S 620	1	41010.000.620	Composition: • Plain washers without chamfer acc. to DIN 125-1 A, wave spring washers acc. to DIN 137 B and serrated lock washers external teeth acc. to ≈ DIN 6798 A • Stainless steel A2 Content: • M3 / M4 / M5 / M6 / M8 / M10 • 2475 pieces	

FABORY

41010 Assortment box steel / Assortimentsdoos staal / Boîte d'assortiment, acier ←

Size	✉	Art.number		
S 622	1	41010.000.622	Composition: • Retaining rings for shafts acc. to DIN 471 • Steel Content: • Ø 25 / 26 / 27 / 30 / 31 / 33 / 35 / 38 / 40 / 42 • 247 pieces	
S 624	1	41010.000.624	Composition: • Retaining rings for bores acc. to DIN 472 • Steel Content: • Ø 8 / 9 / 10 / 11 / 12 / 13 / 14 / 15 / 16 / 17 / 18 / 19 / 20 / 22 / 24 / 25 / 26 / 27 • 1460 pieces	
S 626	1	41010.000.626	Composition: • Retaining rings for shafts acc. to DIN 471 and retaining rings for bores acc. to DIN 472 • Stainless steel Content: • Ø 5 / 6 / 8 / 10 / 12 / 14 / 16 / 20 / 22 / 25 / 26 / 30 / 32 / 35 / 42 / 47 • 263 pieces	
S 628	1	41010.000.628	Composition: • Adjusting rings acc. to ≈ DIN 705 A with socket set screw acc. to DIN 916 • Stainless steel A1 Content: • 6x12x8 / 8x16x8 / 10x20x10 / 12x22x12 / 14x25x12 / 15x25x12 / 20x32x14 / 25x40x16 / 30x45x16 / 36x56x16 • 46 pieces	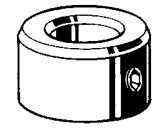
S 630	1	41010.000.630	Composition: • Sealing rings acc. to DIN 7603 A • Copper, annealed Content: • Ø 6x10x1 / 8x12x1 / 8x14x1,5 / 10x14x1,5 / 10x16x1,5 / 12x16x1,5 / 12x18x1,5 / 13x18x1,5 / 14x18x1 / 14x20x1,5 / 16x20x1,5 • 840 pieces	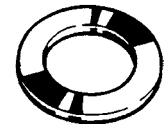
S 632	1	41010.000.632	Composition: • Sealing rings acc. to DIN 7603 A • Copper, annealed Content: • Ø 8x12x1 / 10x14x1,5 / 10x16x1,5 / 12x16x1,5 / 12x18x1,5 / 12x20x1,5 / 14x18x1,5 / 14x20x1,5 /14x20x2 / 16x20x1,5 / 16x22x2 / 18x24x2 / 20x24x1,5 / 22x26x2 / 24x30x2 / 26x33x2 / 28x34x2 / 30x38x2 • 780 pieces	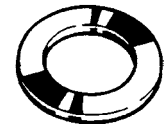
S 634	1	41010.000.634	Composition: • Sealing rings acc. to DIN 7603 A • Copper, annealed Content: • Ø 14x20x2 / 15x20x2 / 16x22x2 / 17x24x2 / 18x24x2 / 20x24x2 / 22x26x2 / 24x30x2 / 26x33x2 / 28x34x2 / 30x38x2 / 32x40x2 • 275 pieces	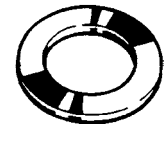
S 636	1	41010.000.636	Composition: • Filled sealing rings acc. to DIN 7603 C • Copper/FESTAPLAN Content: • Ø 6x10x1,5 / 8x12x1,5 / 8x14x1,5 / 12x16x2 / 14x18x2 / 14x20x2 / 16x22x2 / 18x24x2 / 20x26x2 / 24x32x2,5 / 26x32x2,5 / 32x38x2,5 • 645 pieces	
S 638	1	41010.000.638	Composition: • Packing (jointing) rings • Fibre Content: • Ø 5x8 / 6x9 / 7x10 / 8x12 / 9x14 / 10x14 / 11x17 / 12x16 / 12,5x18 / 14x18 / 15x19 / 16x21 / 17x22 / 18x24 / 19x23 / 20x24 / 22x26 / 24x28 • 1910 pieces	
S 640	1	41010.000.640	Composition: • O-rings (metric) • Rubber - NBR 70° shore (black). Content: • Ø 5x1,5 / 6x1,5 / 7x1,5 / 8x2 / 10x2 / 12x2 / 18x2 / 20x2 / 11,3x2,4 / 13,3x2,4 / 13x2,5 / 14x2,5 / 15x2,5 / 16x2,5 / 20,2x3 / 22,2x3 / 24,2x3 / 26,2x3. • 1075 pieces	
S 642	1	41010.000.642	Composition: • O-ring cord with measuring tape, knives, cutting mould and cyanoacrylate adhesive (Loctite 406) • Rubber - Buna N 70° shore Content: • Ø 1,78 / 2,0 / 2,4 / 2,62 / 3,0 / 3,53 / 4,0 / 5,0 / 5,33 / 5,7 • ATTENTION: quantity is 10x2 meters O-ring cord.	
S 644	1	41010.000.644	Composition: • Grommets and blanking plugs • Rubber (black) Content: • Grommets: Ø 4x6,4 / 5,5x8 / 6,4x9,5 / 8x9,5 / 9,5x12,5 / 11x12,5 / 12,5x17,5 / 14,2x17,5 / 16x19 • Blanking plugs: Ø 6,4x9,5 / 8x14,2 / 9,5x15,4 / 11,2x17,7 / 12,5x18,7 / 15,5x22 / 19x25,5 / 20x25,5 / 22,5x28,4 • 596 pieces	
S 646	1	41010.000.646	Composition: • Fixing washers for shafts • Springsteel (without cap) and springsteel (with stainless steel cap) Content: • Ø 3 / 4 / 5 / 6 / 8 / 10 • 1400 pieces	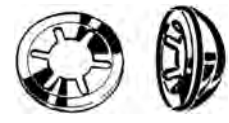

11

41010 Assortment box steel / Assortimentsdoos staal / Boîte d'assortiment, acier ←

Size	✉	Art.number		
S 648	1	41010.000.648	Composition: • Spring type straight pins slotted - heavy type acc. to ISO 8752 • Steel Content: • 4x30 -x40 -x50 -x60 / 5x20 -x26 -x30 -x40 -x50 -x60 / 6x40 -x50 -x60 -x70 / 8x40 -x50 -x60 -x70 • 520 pieces	
S 650	1	41010.000.650	Composition: • Spring-type straight pins (spiral pins), coiled standard duty acc. to ISO 8750 • Steel Content: • 1,5x12 / 2x16 / 3x16 -x20 -x24 / 4x20 -x24 -x30 -x40 / 5x30 -x50 / 6x40 -x50 -x70 8x50 -x70 / 10x50 -x70 • 1040 pieces	
S 652	1	41010.000.652	Composition: • Spring-type straight pins (spiral pins), coiled standard duty acc. to ≈ ISO 8750 • Stainless steel A2 Content: • 2,5x8 -x16 / 3x8 -x10 -x12 -x16 -x20 / 4x10 -x14 -x16 -x18 -x22 -x30 / 5x24 -x26 -x50 / 6x20 • 725 pieces	
S 654	1	41010.000.654	Composition: • Split pins (cotter pins) acc. to DIN 94 • Steel zinc plated Content: • 2x20 -x40 / 2,5x32 -x40 / 3,2x40 -x50 / 4x40 -x50 / 5x40 -x50 / 6,3x63 -x80 • 1345 pieces	
S 656	1	41010.000.656	Composition: • Split pins (cotter pins) acc. to DIN 94 • Stainless steel A2 Content: • 1,6x16 -x32 / 2x16 -x20 -x32 -x40 / 2,5x25 -x32 / 3,2x20 -x40 / 4x25 -x32 • 915 pieces	
S 658	1	41010.000.658	Composition: • Parallel keys - high type acc. to DIN 6885 A • Steel Content: • 4x4x12 / 5x5x10 -x20 -x25 / 6x6x12 -x20 -x25 -x32 -x40 / 8x7x25 -x32 -x40 -x50 / 10x8x40 -x50 -x63 / 12x8x40 -x50 • 336 pieces	
S 660	1	41010.000.660	Composition: • Woodruff keys acc. to DIN 6888 • Steel Content: • 2x3,7 / 2,5x3,7 / 3x3,7 -x5 -x6,5 / 4x5 -x6,5 -x7,5 -x9 / 5x6,5 -x9 / 6x9 -x11 -x13 -x15 / 8x11 -x13 / 10x13 • 450 pieces	
S 662	1	41010.000.662	Composition: • Clevis pins with head and split pin hole acc. to DIN 1434, plain washers for clevis pins acc. to DIN 1440 and split pins (cotter pins) acc. to DIN 94 • Steel zinc plated Content: • ISO 2341 B: Ø 5x14 / 6x18 / 8x22 / 10x28 / 12x35 / 14x40 • DIN 1440: For pin Ø 5 / 6 / 8 / 10 /12 / 14 / 16 • DIN 94: 1,6x10 / 2x16 / 2,5x20 / 3,2x20 / 4x25 • 234 pieces	
S 666	1	41010.000.666	Composition: • Sealing rings acc. to DIN 7603 A, filled sealing rings acc. to DIN 7603 C and plain washers without chamfer acc. to DIN 125-1 A • Aluminium 99F11; hardness HB 32-45, copper, copper/FESTAPLAN and plastic PA 6.6 (white) Content: • Aluminium: Ø 8x14x1 / 10x14x1 / 12x18x1,5 / 14x20x1,5 / 16x22x1,5 / 18x24x1,5 / 20x26x1,5 • Copper: Ø 10x16x1,5 / 12x16x1,5 / 14x20x1,5 / 16x22x2 / 18x24x2 / 20x24x2 • Copper/FESTAPLAN: Ø 14x20x2 / 16x22x2 / 18x24x2 / 20x26x2 • Plastic: M14,5 • 1155 pieces	
S 668	1	41010.000.668	Composition: • Pre-insulated terminals • Steel/plastic Content: • Cable 0,5 - 1,5 mm: type 599 / 741 / 541 / 540 / 1541 / 561 / 556 (M3) / 535 (M4) / 557 (M5) • Cable 1,5 - 2,5 mm: type 742 / 542 / 740 / 1542 / 562 / 536 (M4) / 537 (M5) / 560(M6) • Cable 2,5 - 6,0 mm: type 539 (M6) • 408 pieces	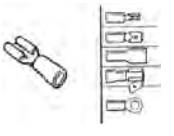
S 670	1	41010.000.670	Composition: • Pre-insulated terminals and connectors • Steel/plastic Content: • Cable 0,5 - 1,5 mm: type 545 / 547 / 548 • Cable 1,5 - 2,5 mm: type 546 / 550 / 549 • Cable 2,5 - 6,0 mm: type 563 (M8) / 554 (M10) • Connector type C-560 blue • 298 pieces	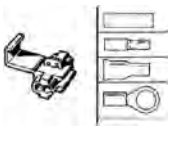

41010 Assortment box steel / Assortimentsdoos staal / Boîte d'assortiment, acier

Size	✉	Art.number		
S 672	1	41010.000.672	Composition: • Car fuses • Steel/plastic Content: • 7,5A / 10A / 15A / 20A / 25A / 30A blade fuses • 25A porcelain fuses • 2A (5x20 mm) / 2A (6,35x25 mm) / 5A / 10A / 15A / 20A / 25A glass tube fuses • 5A / 8A / 16A / 25A / 40A torpedo fuses • 304 pieces	
S 676	1	41010.000.676	Composition: • Lubricating nipples cone type acc. to ≈ DIN 71412 and drive-in lubricating nipples • Steel zinc plated Content: • M6x1-45° -90° -180° / M8x1-45° -90° -180° / M8x1,25-45° -90° -180° / M10x1-45° -90° -180° / M10x1,25-45° -90° -180° • Drive-in-lubricating nipple: 6-45° -180° / 8-90° -180° • 246 pieces	
S 680	1	41010.000.680	Composition: • Helical compression springs acc. to DIN 2095 • Spring steel zinc plated Content: • 0,5x3,5x15 / 0,5x4,5x12 / 0,5x6,5x20 -x30 / 0,8x5,7x25 / 0,8x6,7x25 / 0,8x7,7x30 -x35 -x50 / 1x6x25 / 1x8x25 -x30 / 1x10x25 -x60 / 1,5x10x50 / 1,5x12x40 / 1,5x14x60 / 2x14x50 • 695 pieces	
S 682	1	41010.000.682	Composition: • Helical tension springs acc. to DIN 2097 • Spring steel zinc plated Content: • 0,5x3,5x20 / 0,5x4,5x20 / 0,5x6,5x20 -x25 -x30 -x35 / 0,8x6,7x30 -x35 / 0,8x7,7x40 -x50 / 1x6x30 / 1x8x25 -x35 / 1x10x35 -x40 -x60 / 1,5x10x35 -x50 • 522 pieces	
S 684	1	41010.000.684	Composition: • SECURITY: pan head screws with 2 holes, countersunk head screws with 2 holes, cross recessed pan head tapping screws with pin, one way tapping screws, square socket drive round head wood screws, hexagon socket button head cap screws with pin, screwdriver bits, hexagon socket screw key, screwdriver and nuts • Steel, steel zinc plated and stainless steel A2 Content: • Pan head screws with 2 holes: M4x10 / M5x12 + screwdriver bit • Countersunk head screws with 2 holes: M3x12 / M4x10 + screwdriver bit • Cross recessed pan head tapping screws with pin: ST 4,8x13 -x19 + screwdriver bit • One way tapping screws: ST 3,5x25 / ST 4,2x19 -x32 • Square socket drive round head wood screws: 4,2x25 -x32 • Hexagon socket button head cap screws with pin: M6x25 + hexagon socket screw key • Nuts: M8 • Screwdriver • 310	
S 686	1	41010.000.686	Composition: • Parallel shank twist drills acc. to DIN 338-RN (code U0000) • Steel HSS Content: • Ø 0,5 / 1 / 1,5 / 2 / 2,5 / 3 / 3,5 / 4 / 4,5 / 5 / 5,5 / 6 / 6,5 / 7 / 7,5 / 8 / 8,5 / 9 / 9,5 / 10 • 175 pieces	
S 688	1	41010.000.688	Composition: • Furniture fasteners: hexagon screwed inserts type SK, hexagon socket screwed inserts with collar type SKD, knurled nuts type RM, hexagon socket dowel nuts type RSK, hexagon socket flat head cap nuts type RF, hexagon socket mushroom head cap nuts type RT, knock-in inserts with collar type TS, slotted cross dowels type Q, hexagon socket flat head cap screws type KF, hexagon socket mushroom head cap screws type KT and hexagon socket corner connectors type KOK • Steel zinc plated, steel nickel plated and brass nickel plated Content: • Hexagon screwed inserts: M6x15 • Hexagon socket screwed inserts with collar: M6x15 • Knurled nuts: M6x18 • Hexagon socket dowel nuts: M6x16 • Hexagon socket flat head cap nuts: M6 • Hexagon socket mushroom head cap nuts: M6 • Knock-in inserts with collar: M6 • Slotted cross dowels: M6x12 -x14 • Hexagon socket flat head cap screws: M6x50 -x60 -x70 • Hexagon socket mushroom head cap screws: M6x50 -x60 -x70 • Hexagon socket corner connectors: 7x50 • 425 pieces	
S 690	1	41010.000.690	Composition: • Wall plugs and masonry drills type A • Plastic nylon (grey) Content: • 5 / 6 / 7 / 8 / 10 / 12 • 520 pieces	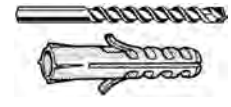
S 692	1	41010.000.692	Composition: • Car fuses • Steel/plastic Content: • 7,5A / 10A / 15A / 20A / 25A / 30A mini blade fuses • 4A / 5A / 7,5A / 10A / 15A / 20A / 25A / 30A blade fuses • 20A / 30A / 40A / 50A / 60A / 70A / 80A maxi blade fuses • 276 pieces	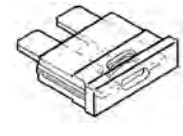

41010 Assortment box steel / Assortimentsdoos staal / Boîte d'assortiment, acier

Size	✉	Art.number		
S 694	1	41010.000.694	Composition: • NORD-LOCK Vibration proof washer 2 pieces • Steel Deltaprotekt Content: • M8 / M10 / M14 / M16 / M18 / M20 / M24 • 170 (x2) pieces	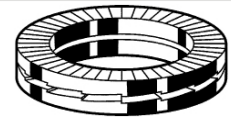
S 698	1	41010.000.698	Composition: • OMNI domed head blind rivets, plain washers without chamfer acc. to DIN 125-1 A and handtool • Aluminium with steel zinc plated mandrel Content: • 3x6 -x8 -x10 / 4x6 -x8 -x10 -x12 -x16 / 4,8x8 - x10 -x12 -x14 • DIN 125-1 A: M3 / M4 / M5 • Handtool: type MFX-F150B • 1.565 pieces	
S 700	1	41010.000.700	Composition: • ABA Rubber lined clip Content: • 5 / 6 / 8 / 10 / 11 / 13 / 14 / 16 mm • 130 pieces	
S 702	1	41010.000.702	Composition: • ABA 9 mm width and Mini clamps Content: • 11-17 / 13-20 / 15-24 / 19-28 / 22-32 / 26-38 mm • Mini No. 8 / 10 / 12 / 14 / 16 / 17 • 1 flexible screwdriver • 146 pieces	
S 704	1	41010.000.704	Composition: • ABA 2-ear clamps Content: • 5-7 / 7-9 / 9-11 / 11-13 / 13-15 / 15-18 / 17-20 / 20-23 / 23-25 • 1 tool • 601 pieces	
S706	1	41010.000.706	Composition: • NORD-LOCK Vibration proof washer / NORD-LOCK Vibration proof washer large outside diameter Content: • M6 - M8 - M10 - M12 - M16 - M20 / M6x13,5 - M8x16 - M10x21 - M12x25 - M16x30 - M20x39 • 350 pieces	

30950 MAXXFAST Assortment box steel / MAXXFAST Assortimentsdoos staal / MAXXFAST boîte d'assortiment, acier MFNA



Size	✉	Art.number		
Woodscrew 3,5X25-6X60 with TTAP	1	30950.007.001	Composition: • 3,5x25mm, 4x30mm, 4x35mm, 4x40mm, 4x45mm, 5x40mm, 5x50mm, 6x60mm • MF 1/4 Bit TTAP 15, MF 1/4 Bit TTAP 20, MF 1/4 Bit TTAP 25	
Woodscrew 3,5X16-5X70 with TTAP	1	30950.007.002	Composition: • 3,5x16mm, 3,5x20mm, 3,5x25mm, 3,5x30mm, 3,5x35mm, 4x30mm, 4x40mm, 4x50mm, 4x60mm, 5x50mm, 5x60mm, 5x70mm • MF 1/4 Bit TTAP15, MF 1/4 Bit TTAP 20, MF 1/4 Bit TTAP 25	
Woodscrew 3X16-5X50	1	30950.007.003	Composition: • 3x16mm, 3,5x20mm, 3,5x25mm, 4x16mm, 4x20mm, 4x25mm, 4x30mm, 4x40mm, 5x20mm, 5x30mm, 5x40mm, 5x50mm • MF 1/4 Bit TTAP 10, MF 1/4 Bit TTAP 15, MF 1/4 Bit TTAP 20, MF 1/4 Bit TTAP 25	
Woodscrew 3,5X25-6X60 with PZ	1	30950.007.010	Composition: • 3,5x25mm, 4x30mm, 4x35mm, 4x40mm, 4x45mm, 5x40mm, 5x50mm, 6x60mm • MF 1/4 Bit TTAP PZ2, MF 1/4 Bit TTAP PZ3	
Woodscrew 3,5X16-5X70	1	30950.007.011	Composition: • 3,5x16mm, 3,5x20mm, 3,5x25mm, 3,5x30mm, 3,5x35mm, 4x30mm, 4x40mm, 4x50mm, 4x60mm, 5x50mm, 5x60mm, 5x70mm • MF 1/4 Bit PZ2	
Woodscrew 3X16-5X50	1	30950.007.012	Composition: • 3x16mm, 3,5x20mm, 3,5x25mm, 4x16mm, 4x20mm, 4x25mm, 4x30mm, 4x40mm, 5x20mm, 5x30mm, 5x40mm, 5x50mm • MF 1/4 Bit PZ1, MF 1/4 Bit PZ2	

30950	MAXXFAST Assortment box steel / MAXXFAST Assortimentsdoos staal / MAXXFAST boîte d'assortiment, acier	←

Size	✉	Art.number		
Plug 5-6-8-10-12	1	30950.009.001	Composition: • 4FAST: 5, 6, 8, 10, 12mm • Multifast: 6, 8, 10mm	
Plug + screw 5-6-8-10	1	30950.009.002	Composition: • 4FAST: 5, 6, 8, 10mm • Chipboard screw: 4x30mm, 4,5x40mm, 5x50mm, 6x60mm	
Plug + screw 6-8-10	1	30950.009.003	Composition: • 4FAST: 6, 8, 10mm • Chipboard screw: 4,5x40mm, 5x50mm, 6x60mm, 4,5x45mm, 4,5x60mm, 5x70mm • Multtifast: 6, 8, 10mm	
Hose-clamp 8-70	1	30950.012.001	Composition: • 9mm 8-16, 12-22, 16-27, 20-32, 25-40, 32-50, 40-60, 50-70	

Assortment boxes

Assortimentsdozen / Boîtes d'assortiment



41030	Cabinet drawers	*99B

Material



	✉	Art.number		
Emty SF-5	1	41030.001.770	• Usable for 3 x type S Quality assortment boxes (steel) • Size: 385 x 265 x 215 mm • Robust, stackable • With two holes in the back, enabling the storage cabinet to be attached to the wall if required	
SF-5	1	41030.001.780	• For use with 5 x type S Quality assortment boxes (steel). • Size: 415 x 255 x 430 mm. • Each drawer has a handy red locking device. • Each drawer is extendable with telescopic lever. • A cylinder lock enables all the drawers to be locked in a single operation.Fastening materials are included, enabling the chest of drawers to be attached to the wall.	

41020	S-box	*99B

Material



	✉	Art.number	
FABORY S-BOX	1	41020.001.770	

41020	S-box			
	✉	Art.number		
S-case	1	41020.001.775	Complete	

41040	Assortment boxes			*99B
Material				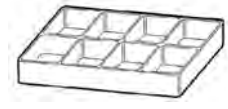
	✉	Art.number		
8	1	41040.100.008	8 Compartments	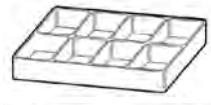
10	1	41040.100.010	10 Compartments	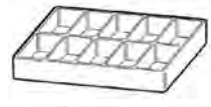
11	1	41040.100.011	11 Compartments	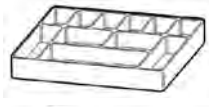
12	1	41040.100.012	12 Compartments	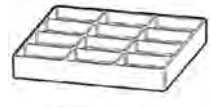
14	1	41040.100.014	14 Compartments	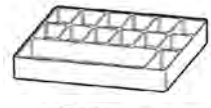
17	1	41040.100.017	17 Compartments	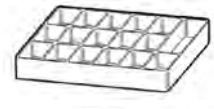
18	1	41040.100.018	18 Compartments	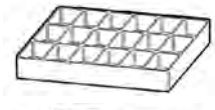
20	1	41040.100.020	20 Compartments	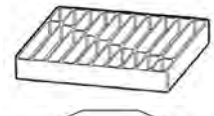
Foam cover	1	41040.200.010	Foam cover	


Page 12-5
Hose clamp, 9mm band


Page 12-6
Hose clamp, 9 mm band


Page 12-7
NORMA hose clamp Torr, 9 mm band


Page 12-8
ABA hose clamp Original, 12 mm band


Page 12-9
ABA hose clamp Original, 12 mm band


Page 12-10
Hose clamp, 12,2 mm band


Page 12-11
Hose clamp stainless steel


Page 12-12
MAXXFAST Mini hose clamp


Page 12-13
ABA Mini hose clamp


Page 12-14
ABA heavy duty hose clamp stainless steel


Page 12-15
ABA heavy duty hose clamp


Page 12-16
Micro hose clamp


Page 12-16
One-ear clip


Page 12-17
ABA Two-ear clip


Page 12-18
Hose clamp two parts


Page 12-19
MAXXFAST Rubber lined clip


Page 12-19
ABA rubber lined P-Clip, hot dip galvanized


Page 12-20
NORMA rubber lined P-Clip RSGU


Page 12-21
ABA rubber lined P-Clip, stainless steel


Page 12-22
Assortment hose clamp


Page 12-23
Flexible socket screwdriver


Page 12-24
Exhaust pipe clamp


Page 12-25
Pipe clamp 8mm


Page 12-26
Valu-Strap band


Page 12-27
Band Tie-Lok

Page 12-28
Ball Lok ties


Page 12-29
Buckles & Clips


Page 12-30
Clamps


Page 12-31
Brackets


Page 12-32
Ultra Lok Band & Buckles


Page 12-33
Identification


Page 12-34
Kits


Page 12-35
Tools


Page 12-36
Half pipe clamps Steel


Page 12-38
Half pipe clamps stainless steel


Page 12-40
Full pipe clamps steel


Page 12-41
Full pipe clamps stainless steel


Page 12-43
DIN ≈443
Sealing push-in cap


Page 12-44
DIN 470
Sealing washer


Page 12-45
DIN ≈71412
Conical Metric

Page 12-46
Drive-in

Page 12-46
DIN 3405 A
Cupped model Metric

Page 12-47
DIN ≈3404 A
Flat Metric (fine)

Page 12-47
DIN ≈71412
Conical Metric fine

Page 12-48
DIN ≈71412
Conical Metric extra fine

Page 12-48
DIN ≈71412
Conical Non Metric R

Page 12-49
DIN ≈71412
Conical Non Metric UNF

Page 12-50
DIN ≈3404 A
Flat G

Page 12-50
Multiple connector

Page 12-51
Clamping joint individually adjustable


Page 12-51
Welding hinge steel


Page 12-52
Thermoplast hinge

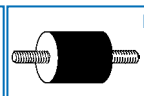
Page 12-53
Mounting type A

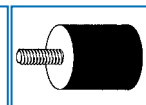
Page 12-54
Mounting type B

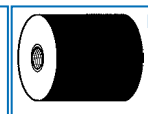
Page 12-55
Mounting type C

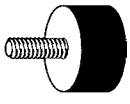
Page 12-56
Mounting type D-KD


Page 12-57
Mounting type RA


Page 12-58
Mounting type RAEM


Page 12-59
Mounting type RAB


Page 12-60
Mounting type M


Page 12-61
Mounting type SE


Page 12-61
Anti-vibration plate


Page 12-62
Cushyfloat


Page 12-63
Hammer-In square cap


Page 12-64
Hammer-In round cap


Page 12-66
Foot plate


Page 12-67
Foot plate


Page 12-67
Spindle

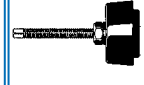
Page 12-68
Machine support


Page 12-69
Bush type VP


Page 12-70
DIN 2095
Compression spring


Page 12-71
DIN 2097
Tension spring


Page 12-72
DIN ≈319
Metric


Page 12-73
DIN ≈319 M
With conical hole


Page 12-74
DIN ≈6336 L
Type L Metric


Page 12-75
DIN ≈6336 K
Type K Metric


Page 12-76
4-Grips Metric


Page 12-77
4-Grips deep Metric


Page 12-78
Metric


Page 12-79
3-Star Metric


Page 12-80
5-Star Metric


Page 12-81
For hexagon


Page 12-82
For hexagon socket

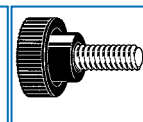
Page 12-83
Metric

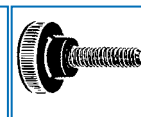
Page 12-84
Metric


Page 12-84
Metric


Page 12-85
Metric


Page 12-85
Metric

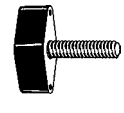
Page 12-86
Metric


Page 12-86
Metric

Page 12-87
With insert Metric

Page 12-88
With hole

Page 12-88
Solid Metric

Page 12-89
With tubular and hole

Page 12-90
Conical flat Metric

Page 12-90
Conical round Metric

Page 12-91
Conical hollow

Page 12-91
Not revolvable Metric

Page 12-92
Revolvable Metric

Page 12-93
Revolvable Metric

Page 12-93

Foldaway handle revolvable Metric

Page 12-94
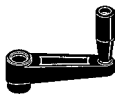
Foldaway Metric

Page 12-94
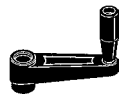
With handle Metric

Page 12-95

With ball knob Metric

Page 12-95
DIN 388-1C

Plastic

Page 12-96
DIN 950

Aluminium

Page 12-97

2-Spokes Plastic

Page 12-97

Foldaway handle 2-spokes Plastic

Page 12-98

Closed plastic

Page 12-98

Solid with handle plastic

Page 12-99

Solid with foldaway handle Plastic

Page 12-99

Solid with foldaway handle Plastic

Page 12-100

Solid with foldaway handle Plastic

Page 12-100
DIN ≈5401

Technical ball

Page 12-103

Technical ball Non ferro

Page 12-104

Grommet

Page 12-105

Blanking plug

Page 12-106
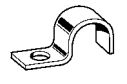
With 1 fixing hole

Page 12-107

With 2 fixing holes

Page 12-108
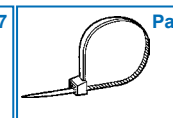
Cable tie

Page 12-110

Cable tie assortment

Page 12-110

Cable tie releasable

Page 12-111

Cable tie with stainless steel clip

Page 12-117

Cable tie with label

Page 12-119

Cable tie with eye

Page 12-120

Cable tie stainless steel

Page 12-121
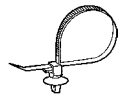
Cable tie with mount

Page 12-122

Cable tie mount

Page 12-123
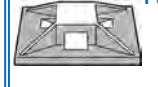
Cable tie mount

Page 12-124

Hand pliers for cable ties

Page 12-124

Hose clamp plastic

Page 12-125
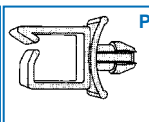
Cable clip

Page 12-126

Cable clip adhesive

Page 12-127

Cable clip adhesive

Page 12-128
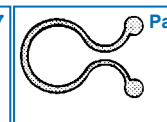
Driller

Page 12-129
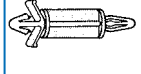
Spacer plastic

Page 12-130
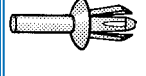
Drive rivet

Page 12-131
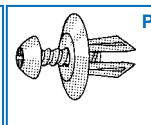
Screw rivet

Page 12-132
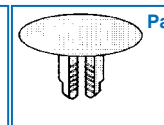
Ratched rivet

Page 12-133
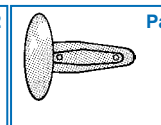
Push rivet

Page 12-134

Expansion nut

Page 12-135

Glide

Page 12-136

Bumper adhesive

Page 12-137

Protective buffer

Page 12-138

Closed plastic

Page 12-139

Retaining washer

Page 12-139

Shoulder washer

Page 12-140

Insulating bush

Page 12-141

Slide bearing

Page 12-142

Insulating bush

Page 12-143
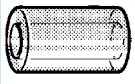
Spacer plastic

Page 12-144

Insulating bush

Page 12-145

Cover plug

Page 12-146
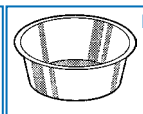
Protecting cap and plug

Page 12-147

Vertical

Page 12-150

Horizontal

Page 12-153

Push-pull

Page 12-156

Toggle clamp

Page 12-157

Horizontal

Page 12-158

Vertical

Page 12-159

Counter catch for hook

12

Hose clamp, band width 9 mm

Slangklem, band 9 mm breed / Collier de serrage, largeur de bande 9 mm

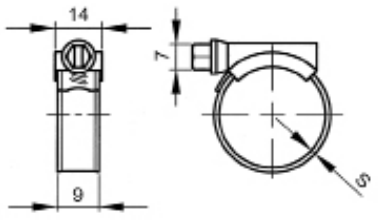



Technical Data

Clamping range (mm)	S	Tightening torque (max.) (Nm)
8-16	0.65	3
12-22	0.65	3
16-27	0.75	3.5
20-32	0.75	3.5
25-40	0.75	4
32-50	0.75	4
40-60	0.75	4
50-70	0.75	4

30650 **MAXXFAST Hose clamp, band width 9 mm / MAXXFAST Slangklem, band 9 mm breed / MAXXFAST Collier de serrage, largeur de bande 9 mm** **MF60**

Material Steel
Surface treatment Zinc plated



Clamping range	✉	Art.number	Clamping range	✉	Art.number	Clamping range	✉	Art.number
8-16MM	50	30650.008.016	20-32MM	50	30650.020.032	40-60MM	25	30650.040.060
12-22MM	50	30650.012.022	25-40MM	50	30650.025.040	50-70MM	25	30650.050.070
16-27MM	50	30650.016.027	32-50MM	25	30650.032.050			

- Full boxes only.

FABORY

Hose clamp Nova, band width 9 mm

Slangklem Nova, band 9 mm breed / Collier de serrage Nova, largeur de bande 9 mm

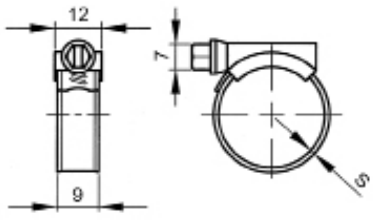



Technical Data

Clamping range (mm)	S	Tightening torque approx. range (Nm)
8-14	0.8	2.5-3.5
11-17	0.8	2.5-3.5
13-20	0.8	3-4
15-24	0.8	3-4
19-28	0.8	3-4
22-32	0.8	3-4
26-38	0.8	4-4.5
32-44	1	4-4.5
38-50	1	4-4.5
44-56	1	4-4.5
50-56	1	4-4.5
58-75	1	4-4.5
68-85	1	4-4.5

Special features of ABA hose clamps:
- with the BLUE one piece pressed housing (ABA patent)
- rolled-up band edges, no damage of the hose
- smooth band underside that protects the hose
- easy to install and to loosen due to the hexagon slotted head
- re-usable

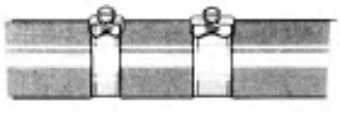




Article groups

Material	Surface treatment		Code	Page
St.	ZPL		43081	12-6
St.	ZPL	large pack	43080	12-6

43081 **ABA Hose clamp Nova, band width 9 mm / ABA Slangklem Nova, band 9 mm breed / ABA Collier de serrage Nova, largeur de bande 9 mm** **Y01A**

Material Steel
Surface treatment Zinc plated

ABA

RoHS



Clamping range	✉	Art.number	Clamping range	✉	Art.number	Clamping range	✉	Art.number
8-14MM	10	43081.008.014	11-17MM	10	43081.011.017	13-20MM	10	43081.013.020

43080 **ABA Hose clamp Nova, band width 9 mm, large pack / ABA Slangklem Nova, band 9 mm breed, grootverpakking / ABA Collier de serrage Nova, largeur de bande 9 mm, emballage gros** **Y01A**

Material Steel
Surface treatment Zinc plated

ABA

RoHS



Clamping range	✉	Art.number	Clamping range	✉	Art.number	Clamping range	✉	Art.number
8-14MM	50	43080.008.014	15-24MM	50	43080.015.024	26-38MM	50	43080.026.038
11-17MM	50	43080.011.017	19-28MM	50	43080.019.028	32-44MM	50	43080.032.044
13-20MM	50	43080.013.020	22-32MM	50	43080.022.032	38-50MM	50	43080.038.050

12

43080	ABA Hose clamp Nova, band width 9 mm, large pack / ABA Slangklem Nova, band 9 mm breed, grootverpakking / ABA Collier de serrage Nova, largeur de bande 9 mm, emballage gros	←

Clamping range	✉	Art.number	Clamping range	✉	Art.number
44-56MM	50	43080.044.056	58-75MM	25	43080.058.075
50-65MM	50	43080.050.065	68-85MM	25	43080.068.085

Hose clamp Torro, band width 9 mm

Slangklem Torro, band 9 mm breed / Collier de serrage Torro, largeur de bande 9 mm

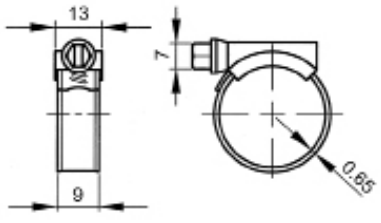



Technical Data

Clamping range	Tightening torque approx. range (Nm)
8-16	2-2.5
12-22	3-3.5
16-25	3-3.5
20-32	3-3.5
25-40	3-3.5
32-50	3-3.5
40-60	3-3.5
50-70	3-3.5
60-80	3-3.5
70-90	3-3.5
80-100	3-3.5
90-110	3-3.5

43205	NORMA Hose clamp Torro, band width 9 mm / NORMA Slangklem Torro, band 9 mm breed / NORMA Collier de serrage Torro, largeur de bande 9 mm	Y61A

Material Stainless steel 1.4016



Clamping range	✉	Art.number	Clamping range	✉	Art.number	Clamping range	✉	Art.number
8-16mm	50	43205.008.016	25-40mm	50	43205.025.040	60-80mm	25	43205.060.080
12-22mm	50	43205.012.022	32-50mm	50	43205.032.050	70-90mm	25	43205.070.090
16-25mm	50	43205.016.025	40-60mm	50	43205.040.060	80-100mm	10	43205.080.100
20-32mm	50	43205.020.032	50-70mm	50	43205.050.070	90-110mm	25	43205.090.110

- Band and housing: stainless steel 1.4016 (AISI 430); screw in zinc plated steel.

12

FABORY

Hose clamp Original, band width 12 mm

Slangklem Original, band 12 mm breed / Collier de serrage Original, largeur de bande 12 mm

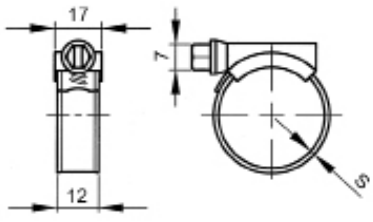



Technical Data

Clamping range (mm)	S	Tightening torque approx. range (Nm)
15-24	0.8	4-5
19-28	0.8	4-5
22-32	0.8	4-5
26-38	0.8	4-5
32-44	1	5-6
38-50	1	5-6
44-56	1	5-6
50-65	1	5-6
58-75	1	5-6
68-85	1	5-6
77-95	1	5-6
87-112	1	5-6
104-138	1	5-6
130-165	1	5-6
150-180	1	5-6
175-205	1	5-6
200-231	1	5-6
226-256	1	5-6
251-282	1	5-6
277-307	1	5-6

Article groups

Material	Surface treatment		Code	Page
St.	ZPL		43011	12-8
St.	ZPL	large pack	43010	12-8

43011 **ABA Hose clamp Original, band width 12 mm / ABA Slangklem Original, band 12 mm breed / ABA Collier de serrage Original, largeur de bande 12 mm** **Y01A**

Material Steel
Surface treatment Zinc plated

ABA

RoHS



12

Clamping range	✉	Art.number	Clamping range	✉	Art.number	Clamping range	✉	Art.number
15-24MM	10	43011.015.024	38-50MM	10	43011.038.050	77-95MM	10	43011.077.095
19-28MM	10	43011.019.028	44-56MM	10	43011.044.056	87-112MM	10	43011.087.112
22-32MM	10	43011.022.032	50-65MM	10	43011.050.065	104-138MM	10	43011.104.138
26-38MM	10	43011.026.038	58-75MM	10	43011.058.075	130-165MM	10	43011.130.165
32-44MM	10	43011.032.044	68-85MM	10	43011.068.085			

43010 **ABA Hose clamp Original, band width 12 mm / ABA Slangklem Original, band 12 mm breed / ABA Collier de serrage Original, largeur de bande 12 mm** **Y01A**

Material Steel
Surface treatment Zinc plated

ABA

RoHS



Clamping range	✉	Art.number	Clamping range	✉	Art.number	Clamping range	✉	Art.number
15-24MM	50	43010.015.024	38-50MM	50	43010.038.050	68-85MM	25	43010.068.085
19-28MM	50	43010.019.028	44-56MM	50	43010.044.056	77-95MM	25	43010.077.095
22-32MM	50	43010.022.032	50-65MM	50	43010.050.065	87-112MM	25	43010.087.112
26-38MM	50	43010.026.038	58-75MM	25	43010.058.075	104-138MM	25	43010.104.138
32-44MM	50	43010.032.044						

43010	ABA Hose clamp Original, band width 12 mm / ABA Slangklem Original, band 12 mm breed / ABA Collier de serrage Original, largeur de bande 12 mm	←

Clamping range	✉	Art.number	Clamping range	✉	Art.number	Clamping range	✉	Art.number
130-165MM	25	43010.130.165	200-231MM	10	43010.200.231	277-307MM	10	43010.277.307
150-180MM	10	43010.150.180	226-256MM	10	43010.226.256			
175-205MM	10	43010.175.205	251-282MM	10	43010.251.282			

Hose clamp Original, band width 12 mm

Slangklem Original, band 12 mm breed / Collier de serrage Original, largeur de bande 12 mm

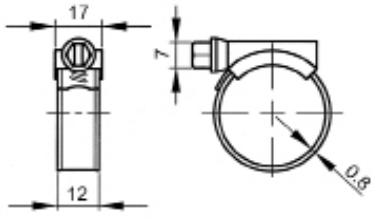



Technical Data

Clamping range (mm)	Tightening torque approx. range (Nm)
15-24	4-5
19-28	4-5
22-32	4-5
26-38	4-5
32-44	5-6
38-50	5-6
44-56	5-6
50-65	5-6
58-75	5-6
68-85	5-6
77-95	5-6
87-112	5-6
104-138	5-6
130-165	5-6
150-180	5-6
175-205	5-6
200-231	5-6
226-256	5-6
251-282	5-6
277-307	5-6

43020	ABA Hose clamp Original, band width 12 mm / ABA Slangklem Original, band 12 mm breed / ABA Collier de serrage Original, largeur de bande 12 mm	Y03A

Material Stainless steel A2

ABA

RoHS



12

Special features of ABA hose clamps:
- with the one piece pressed stainless steel housing (ABA patent)
- rolled-up band edges, no damage of the hose
- smooth band underside that protects the hose
- easy to install and to loosen due to the hexagon slotted head
- re-usable many times

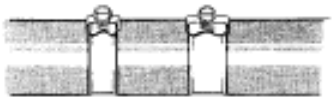







Clamping range	✉	Art.number	Clamping range	✉	Art.number	Clamping range	✉	Art.number
15-24MM	10	43020.015.024	32-44MM	10	43020.032.044	50-65MM	10	43020.050.065
19-28MM	10	43020.019.028	38-50MM	10	43020.038.050	58-75MM	10	43020.058.075
22-32MM	10	43020.022.032	44-56MM	10	43020.044.056	68-85MM	10	43020.068.085
26-38MM	10	43020.026.038						

FABORY

43020	ABA Hose clamp Original, band width 12 mm / ABA Slangklem Original, band 12 mm breed / ABA Collier de serrage Original, largeur de bande 12 mm	←

Clamping range	✉	Art.number	Clamping range	✉	Art.number	Clamping range	✉	Art.number
77-95MM	10	43020.077.095	150-180MM	5	43020.150.180	251-282MM	3	43020.251.282
87-112MM	5	43020.087.112	175-205MM	5	43020.175.205	277-307MM	3	43020.277.307
104-138MM	5	43020.104.138	200-231MM	5	43020.200.231			
130-165MM	5	43020.130.165	226-256MM	5	43020.226.256			

Hose clamp, band width 12,2 mm

Slangklem, band 12,2 mm breed / Collier de serrage, largeur de bande 12,2 mm

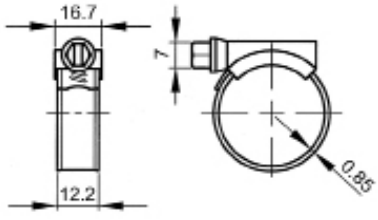



Technical Data

Clamping range (mm)	Tightening torque (max.) (Nm)
16-27	4.5
20-32	5.5
25-40	5.5
32-50	6.5
40-60	6.5
50-70	7
60-80	7
70-90	7
80-100	7
90-110	7

Article groups

Material	Surface treatment	Code	Page
St.	ZPL	30660	12-10
St.st. A2		30664	12-10

30660	MAXXFAST Hose clamp, band width 12,2 mm / MAXXFAST slangklem, band 12,2 mm breed / MAXXFAST Collier de serrage, largeur de bande 12,2 mm	MF60

Material Steel
Surface treatment Zinc plated

MAXXFAST PROFESSIONAL HARDWARE

RoHS



Clamping range	✉	Art.number	Clamping range	✉	Art.number	Clamping range	✉	Art.number
16-27MM	50	30660.016.027	40-60MM	25	30660.040.060	70-90MM	10	30660.070.090
20-32MM	50	30660.020.032	50-70MM	25	30660.050.070	80-100MM	10	30660.080.100
25-40MM	50	30660.025.040	60-80MM	25	30660.060.080	90-110MM	10	30660.090.110
32-50MM	50	30660.032.050						

- Full bags only.

30664	MAXXFAST Hose clamp, band width 12,2 mm / MAXXFAST slangklem, band 12,2 mm breed / MAXXFAST Collier de serrage, largeur de bande 12,2 mm	MF60

Material Stainless steel A2

MAXXFAST PROFESSIONAL HARDWARE

RoHS



Clamping range	✉	Art.number	Clamping range	✉	Art.number	Clamping range	✉	Art.number
16-27MM	10	30664.016.027	25-40MM	10	30664.025.040	40-60MM	10	30664.040.060
20-32MM	10	30664.020.032	32-50MM	10	30664.032.050	50-70MM	10	30664.050.070

- Full bags only.

Hose clamp

Slangklem / Collier de serrage

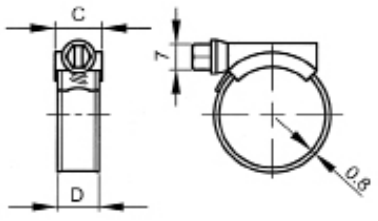



Technical Data

Clamping range (mm)	C	D	Tightening torque approx. range (Nm)
8-14	12	9	2.5-3.5
11-17	12	9	2.5-3.5
13-20	12	9	2.5-3.5
15-24	17	12	2.5-3.5
19-28	17	12	2.5-3.5
22-32	17	12	2.5-3.5
26-38	17	12	3.5-4.5
32-44	17	12	3.5-4.5
38-50	17	12	3.5-4.5
44-56	17	12	5-6
50-65	17	12	5-6
58-75	17	12	5-6
68-85	17	12	5-6
77-95	17	12	5-6
87-112	17	12	5-6
104-138	17	12	5-6
130-165	17	12	5-6
150-180	17	12	5-6
175-205	17	12	5-6
200-231	17	12	5-6
226-256	17	12	5-6
251-282	17	12	5-6
277-307	17	12	5-6

43019 **ABA Hose clamp / ABA slangklem / ABA Collier de serrage** **Y03A**

Material Stainless steel A4

ABA

RoHS



Clamping range	✉	Art.number	Clamping range	✉	Art.number	Clamping range	✉	Art.number
8-14MM	10	43019.008.014	38-50MM	10	43019.038.050	130-165MM	5	43019.130.165
11-17MM	10	43019.011.017	44-56MM	10	43019.044.056	150-180MM	5	43019.150.181
13-20MM	10	43019.013.020	50-65MM	10	43019.050.065	175-205MM	5	43019.180.206
15-24MM	10	43019.015.024	58-75MM	10	43019.058.075	200-231MM	5	43019.205.232
19-28MM	10	43019.019.028	68-85MM	10	43019.068.085	226-256MM	5	43019.231.257
22-32MM	10	43019.022.032	77-95MM	10	43019.077.095	251-282MM	3	43019.256.283
26-38MM	10	43019.026.038	87-112MM	5	43019.087.112	277-307MM	3	43019.282.308
32-44MM	10	43019.032.044	104-138MM	5	43019.104.138			

FABORY

Hose clamp Mini Normal

Slangklem Mini Normal / Collier de serrage Mini Normal



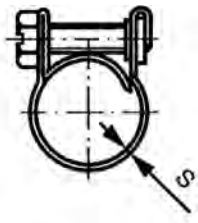



Technical Data

Clamping range (mm)	D	E	Tightening torque (max.) (Nm)
5-6	8.4	5	0.4
7-8	9.0	5	0.4
7.5-9	10.0	6	1
9.5-10	10.0	6	1
10-11	10.0	6	1
12-13	10.0	6	1
13-14	10.0	6	1
14-15	10.0	6	1
15-17	10.0	6	1

30667 **MAXXFAST Hose clamp Mini / MAXXFAST slangklem Mini / MAXXFAST Collier de serrage Mini** **MF6A**

Material Steel
Surface treatment Zinc plated



Clamping range	✉	Art.number	Clamping range	✉	Art.number	Clamping range	✉	Art.number
5-6MM	10	30667.006.001	9,5-10MM	10	30667.009.010	13-14MM	10	30667.013.014
7-8MM	10	30667.008.001	10-11MM	10	30667.010.011	14-15MM	10	30667.014.015
7.5-9MM	10	30667.009.001	12-13MM	10	30667.012.013	15-17MM	10	30667.015.017

12

Hose clamp Mini

Slangklem Mini / Collier de serrage Mini

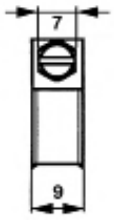



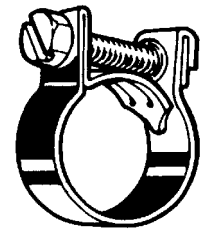

Technical Data

Clamping range (mm)	No.	Tightening torque (Nm)
7-8.5	8	1.5
8-9.5	9	1.5
9-10.5	10	1.5
9.5-11.5	11	1.5
10.5-12.5	12	1.5
11.5-13.5	13	1.5
12.5-14.5	14	1.5
13.5-15.5	15	1.5
14-16.5	16	1.5
15-17.5	17	1.5

- ABA MINI hose clamps: sure seal of small thin-walled hoses, easy to assemble and with a fixed nut.

Article groups

Material	Surface treatment	Code	Page
St.	ZPL	43063	12-13
St.st. A2		43062	12-13

43063 **ABA Hose clamp Mini / ABA Slangklem Mini / ABA Collier de serrage Mini** **Y03A**

Material Steel
Surface treatment Zinc plated



Clamping range	✉	Art.number	Clamping range	✉	Art.number	Clamping range	✉	Art.number
7-8.5	25	43063.000.008	10.5-12.5	25	43063.000.012	13.5-15.5	25	43063.000.015
8-9.5	25	43063.000.009	11.5-13.5	25	43063.000.013	14-16.5	25	43063.000.016
9-10.5	25	43063.000.010	12.5-14.5	25	43063.000.014	15-17.5	25	43063.000.017
9.5-11.5	25	43063.000.011						

43062 **ABA Hose clamp Mini / ABA Slangklem Mini / ABA Collier de serrage Mini** **Y03A**

Material Stainless steel A2



Clamping range	✉	Art.number	Clamping range	✉	Art.number	Clamping range	✉	Art.number
7-8.5	25	43062.000.008	10.5-12.5	25	43062.000.012	13.5-15.5	25	43062.000.015
8-9.5	25	43062.000.009	11.5-13.5	25	43062.000.013	14-16.5	25	43062.000.016
9-10.5	25	43062.000.010	12.5-14.5	25	43062.000.014	15-17.5	25	43062.000.017
9.5-11.5	25	43062.000.011						

FABORY

Heavy duty hose clamp Robust AISI 316

Zware slangklem Robust AISI 316 / Collier de serrage lourd Robust AISI 316

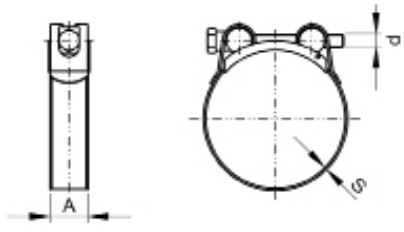



Technical Data

Clamping range	A	d	S
29-31	18	5	0.6
32-35	20	6	1
36-39	20	6	1
40-43	20	6	1
44-47	20	6	1
48-51	20	6	1
52-55	20	6	1
56-59	20	6	1
60-63	20	8	1
64-67	25	8	1.2
68-73	25	8	1.2
74-79	25	8	1.2
80-85	25	8	1.2
86-91	25	8	1.2

Clamping range	A	d	S
92-97	25	8	1.2
98-103	25	8	1.2
104-112	25	8	1.2
113-121	25	8	1.2
122-130	25	8	1.2
131-139	25	8	1.2
140-148	25	8	1.2
149-161	25	8	1.5
162-174	25	8	1.5
175-187	25	8	1.5
188-200	25	8	1.5
201-213	25	8	1.5
214-226	25	8	1.5

- ABA ROBUST is a heavy-duty hose clamp with rolled-up band edges. It is used primarely for tightening heavy-gauge reinforced hoses.

43024 **ABA Heavy duty hose clamp Robust / ABA zware slangklem Robust / ABA Collier de serrage lourd Robust** **Y03A**

Material Stainless steel AISI 316

ABA

RoHS



Clamping range	✉	Art.number	Clamping range	✉	Art.number	Clamping range	✉	Art.number
29-31MM	10	43024.029.031	64-67MM	10	43024.064.067	122-130MM	5	43024.122.130
32-35MM	10	43024.032.035	68-73MM	10	43024.068.073	131-139MM	5	43024.131.139
36-39MM	10	43024.036.039	74-79MM	10	43024.074.079	140-148MM	3	43024.140.148
40-43MM	10	43024.040.043	80-85MM	10	43024.080.085	149-161MM	3	43024.149.161
44-47MM	10	43024.044.047	86-91MM	5	43024.086.091	162-174MM	3	43024.162.174
48-51MM	10	43024.048.051	92-97MM	5	43024.092.097	175-187MM	3	43024.175.187
52-55MM	10	43024.052.055	98-103MM	5	43024.098.103	188-200MM	3	43024.188.200
56-59MM	10	43024.056.059	104-112MM	5	43024.104.112	201-213MM	3	43024.201.213
60-63MM	10	43024.060.063	113-121MM	5	43024.113.121	214-226MM	3	43024.214.226

Heavy duty hose clamp Robust AISI 430

Zware slangklem Robust AISI 430 / Collier de serrage lourd Robust AISI 430

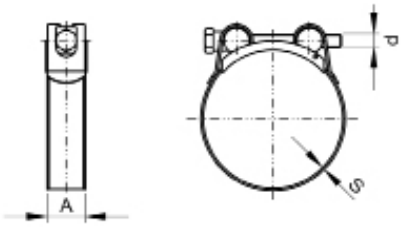



Technical Data

Clamping range (mm)	A	B	d	S
29-31	18	20	6	0.6
31-34	18	20	6	0.6
34-37	18	20	6	0.6
37-40	18	20	6	0.6
40-43	18	20	6	0.6
43-47	20	22.1	7	0.8
47-51	20	22.1	7	0.8
51-55	20	22.1	7	0.8
55-59	20	22.1	7	0.8
59-63	20	22.1	7	0.8
63-68	20	22.1	7	0.8
68-73	20	22.1	7	0.8
73-79	20	22.1	7	0.8
79-85	20	22.1	7	0.8
85-91	20	22.1	7	0.8
91-97	20	22.1	7	0.8
97-104	20	22.1	7	0.8

Clamping range (mm)	A	B	d	S
104-111	20	22.1	7	0.8
111-118	20	22.1	7	0.8
118-125	20	22.1	7	0.8
125-132	20	22.1	7	0.8
132-139	20	22.1	7	0.8
139-146	20	22.1	7	0.8
146-153	20	22.1	7	0.8
153-160	20	22.1	7	0.8
160-167	20	22.1	7	0.8
167-174	20	22.1	7	0.8
174-187	30	32.5	8	1.25
187-200	30	32.5	8	1.25
200-213	30	32.5	8	1.25
213-226	30	32.5	8	1.25
226-239	30	32.5	8	1.25
239-252	30	32.5	8	1.25

- ABA ROBUST is a heavy-duty hose clamp with rolled-up band edges. It is used primarely for tightening heavy-gauge reinforced hoses.

43033 **ABA Heavy duty hose clamp Robust / ABA zware slangklem Robust / ABA Collier de serrage lourd Robust** **Y03A**

Material Stainless steel AISI430

ABA

RoHS



Clamping range	✉	Art.number	Clamping range	✉	Art.number	Clamping range	✉	Art.number
29-31	25	43033.029.031	68-73	25	43033.068.073	139-146	5	43033.139.146
31-34	25	43033.031.034	73-79	25	43033.073.079	146-153	5	43033.146.153
34-37	25	43033.034.037	79-85	25	43033.079.085	153-160	5	43033.153.160
37-40	25	43033.037.040	85-91	10	43033.085.091	160-167	5	43033.160.167
40-43	25	43033.040.043	91-97	10	43033.091.097	167-174	5	43033.167.174
43-47	25	43033.043.047	97-104	10	43033.097.104	174-187	5	43033.174.187
47-51	25	43033.047.051	104-111	10	43033.104.111	187-200	5	43033.187.200
51-55	25	43033.051.055	111-118	10	43033.111.118	200-213	5	43033.200.213
55-59	25	43033.055.059	118-125	10	43033.118.125	213-226	5	43033.213.226
59-63	25	43033.059.063	125-132	5	43033.125.132	226-239	5	43033.226.239
63-68	25	43033.063.068	132-139	5	43033.132.139	239-252	5	43033.239.252

- Material type: band and bridging piece AISI 430 / screw and bolt steel zinc plated.
- Up to type 40-43 with hexagonal bolt M6x40, WAF 8 mm.
- Type 43-47 up to type 167-174 with hex socket screw M7x45 or M7x55, WAF 5 mm.
- Type 174-187 up to type 239-252 with hexagonal bolt M10x80, WAF 17 mm.

FABORY

Hose clamp Micro

Slangklem Micro / Collier de serrage Micro

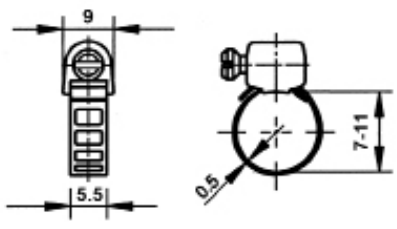



43065	ABA Hose clamp Micro / ABA Slangklem Micro / ABA Collier de serrage Micro	Y03A

Material Steel
Surface treatment Zinc plated

ABA

RoHS



Grip range	✉	Art.number
7-11MM	25	43065.007.011

One-ear clip

Eén-oorklem / Collier à une oreille

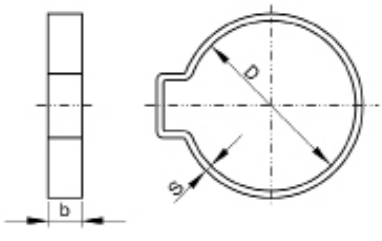



Technical Data

Clamping range (mm)	D	S	b
10-12	12.3	0.8	6.5
12-14	14.3	1	7
14-16	16.5	1.1	7
16-18	18.5	1.2	7

- Can be installed easily and quickly with pincer or ear clip plier.

43074	ABA One-ear clip / ABA Eén-oorklem / ABA Collier à une oreille	Y03A

Material Steel
Surface treatment Zinc plated

ABA

RoHS



Clamping range	✉	Art.number	Clamping range	✉	Art.number	Clamping range	✉	Art.number
10-12MM	50	43074.010.012	14-16MM	50	43074.014.016	16-18MM	50	43074.016.018
12-14MM	50	43074.012.014						

12

Two-ear clip

Twee-oorklem / Collier à deux oreilles

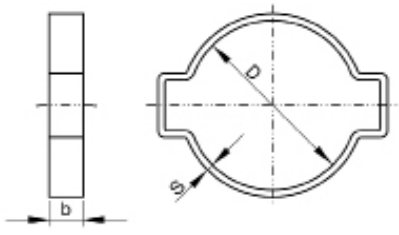



Technical Data

Clamping range (mm)	D	S	b	Clamping range (mm)	D	S	b
5-7	7.3	0.6	6	22-25	25.5	1.4	8.5
7-9	9.3	0.8	6	25-28	28.5	1.4	9
9-11	11.3	0.8	6.5	28-31	31.5	1.4	9
11-13	13.3	0.9	6.5	31-34	34.5	1.4	9.5
13-15	15.3	1	7	34-37	37.5	1.6	9.5
15-18	18.5	1.2	7.5	37-40	40.5	1.6	10
17-20	20.5	1.2	7.5	40-43	43.3	1.6	10
20-23	23.5	1.3	8	43-46	46.3	1.6	10

- Can be installed easily and quickly with pincer or ear clip plier.

43076 ABA Two-ear clip / ABA Twee-oorklem / ABA Collier à deux oreilles **Y03A**

Material Steel
Surface treatment Zinc plated

ABA

RoHS



Clamping range	✉	Art.number	Clamping range	✉	Art.number	Clamping range	✉	Art.number
5-7MM	50	43076.005.007	17-20MM	50	43076.017.020	34-37MM	50	43076.034.037
7-9MM	50	43076.007.009	20-23MM	50	43076.020.023	37-40MM	50	43076.037.040
9-11MM	50	43076.009.011	22-25MM	50	43076.022.025	40-43MM	50	43076.040.043
11-13MM	50	43076.011.013	25-28MM	50	43076.025.028	43-46MM	50	43076.043.046
13-15MM	50	43076.013.015	28-31MM	50	43076.028.031			
15-18MM	50	43076.015.018	31-34MM	50	43076.031.034			

FABORY

Hose clamp two parts

Tweedelige slangklem / Collier de serrage en 2 parties

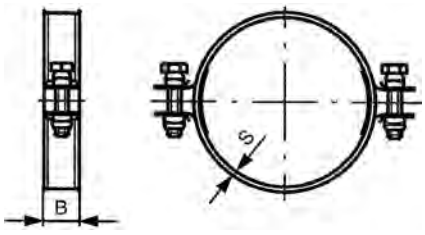



Technical Data

Clamping range (mm)	B	S	Clamping range (mm)	B	S
33-39	20	1	106-116	25	1.25
37-43	20	1	112-122	25	1.25
43-49	20	1	118-128	25	1.25
49-55	20	1	126-136	25	1.25
55-63	20	1	136-146	25	1.25
61-69	20	1	156-166	25	1.25
67-75	20	1	166-176	25	1.25
73-81	20	1	176-186	25	1.25
79-87	20	1	186-196	25	1.25
85-93	20	1	196-206	25	1.25
89-97	20	1	208-218	25	1.25
95-103	20	1	218-228	25	1.25
97-105	20	1	228-238	25	1.25
96-106	25	1.25	238-248	25	1.25
102-112	25	1.25	146-156	25	1.25

- Band steel heavy zinc plated with a layer thickness of min. 18µm.

Article groups

Material	Surface treatment	Code	Page
St.	ZPL	43025	12-18
St.	ZPL	43026	12-18

43025 **NORMA Hose clamp two parts, band width 20 mm / NORMA tweedelige slangklem, band 20 mm breed / NORMA Collier de serrage en 2 parties, largeur de bande 20 mm** **Y03A**

Material Steel
Surface treatment Zinc plated



Clamping range	✉	Art.number	Clamping range	✉	Art.number	Clamping range	✉	Art.number
33-39MM	5	43025.033.039	61-69MM	5	43025.061.069	85-93MM	5	43025.085.093
37-43MM	5	43025.037.043	67-75MM	5	43025.067.075	89-97MM	5	43025.089.097
43-49MM	5	43025.043.049	73-81MM	5	43025.073.081	95-103MM	5	43025.095.103
49-55MM	5	43025.049.055	79-87MM	5	43025.079.087	97-105MM	5	43025.097.105
55-63MM	5	43025.055.063						

43026 **NORMA Hose clamp two parts, band width 25 mm / NORMA tweedelige slangklem, band 25 mm breed / NORMA Collier de serrage en 2 parties, largeur de bande 20 mm** **Y03A**

Material Steel
Surface treatment Zinc plated



Clamping range	✉	Art.number	Clamping range	✉	Art.number	Clamping range	✉	Art.number
96-106MM	2	43026.096.106	136-146MM	2	43026.136.146	196-206MM	1	43026.196.206
102-112MM	2	43026.102.112	146-156MM	2	43026.146.156	208-218MM	1	43026.208.218
106-116MM	2	43026.106.116	156-166MM	2	43026.156.166	218-228MM	1	43026.218.228
112-122MM	2	43026.112.122	166-176MM	2	43026.166.176	228-238MM	1	43026.228.238
118-128MM	2	43026.118.128	176-186MM	1	43026.176.186	238-248MM	1	43026.238.248
126-136MM	2	43026.126.136	186-196MM	1	43026.186.196			

Rubber lined P-clip, band width 12 mm

P-clip met rubber inleg, band 12 mm breed / Collier en caoutchouc P-clip, largeur de bande 12 mm

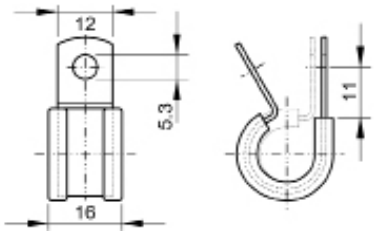



30666	MAXXFAST Rubber lined clip P-clip, band width 12 mm / MAXXFAST P-clip met rubber inleg, band 12 mm breed / MAXXFAST Collier caoutchouc P-clip, largeur de bande 12 mm	MF6A

Material Steel
Surface treatment Zinc plated

MAXXFAST PROFESSIONAL HARDWARE

RoHS



For pipe ø	✉	Art.number	For pipe ø	✉	Art.number	For pipe ø	✉	Art.number
5	10	30666.050.012	15	10	30666.150.012	22	10	30666.220.012
6	10	30666.060.012	16	10	30666.160.012	24	10	30666.240.012
8	10	30666.080.012	17	10	30666.170.012	25	10	30666.250.012
10	10	30666.100.012	18	10	30666.180.012	26	10	30666.260.012
12	10	30666.120.012	19	10	30666.190.012	27	10	30666.270.012
13	10	30666.130.012	20	10	30666.200.012	28	10	30666.280.012
14	10	30666.140.012	21	10	30666.210.012			

- Full boxes only.

Rubber lined P-clip, band width 12,7 mm

P-clip met rubber inleg, band 12,7 mm breed / Collier en caoutchouc P-clip, largeur de bande 12.7 mm

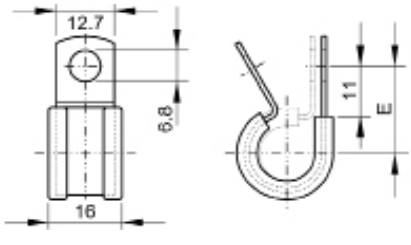



Technical Data

For pipe ø	E	Type	For pipe ø	E	Type
3	14.6	300	25	25.8	314
5	15.4	301	27	27.1	315
6	16.2	302	29	27.9	316
8	17	303	30	28.6	317
10	17.8	304	32	29.4	318
11	18.6	305	33	30.2	319
13	19.4	306	35	31	320
14	20.2	307	36	31.8	321
16	21	308	38	32.6	322
18	21.8	309	45	38	323
19	22.6	310	41	34	326
21	23.4	311	54	45.5	325
22	24.2	312	60	43.5	329
24	25	313			

Article groups

Material	Surface treatment		Code	Page
St.	HDG		43111	12-20
St.	HDG	large pack	43110	12-20

FABORY

43111	ABA Rubber lined P-clip, band width 12,7 mm / ABA P-clip met rubber inleg, band 12,7 mm breed / ABA Collier caoutchouc P-clip, largeur de bande 12,7 mm	Y03A

Material Steel
Surface treatment Hot dip galvanized



For pipe ø	✉	Art.number	For pipe ø	✉	Art.number	For pipe ø	✉	Art.number
3MM	25	43111.000.300	11MM	25	43111.000.305	18MM	25	43111.000.309
5MM	25	43111.000.301	13MM	25	43111.000.306	19MM	25	43111.000.310
6MM	25	43111.000.302	14MM	25	43111.000.307	21MM	25	43111.000.311
8MM	25	43111.000.303	16MM	25	43111.000.308	22MM	25	43111.000.312
10MM	25	43111.000.304						

43110	ABA Rubber lined P-clip, band width 12,7 mm, large pack / ABA P-clip met rubber inleg, band 12,7 mm breed, grootverpakking / ABA Collier caoutchouc P-clip, largeur de bande 12,7 mm, emballage gros	Y03A

Material Steel
Surface treatment Hot dip galvanized



For pipe ø	✉	Art.number	For pipe ø	✉	Art.number	For pipe ø	✉	Art.number
3MM	100	43110.000.300	18MM	50	43110.000.309	32MM	50	43110.000.318
5MM	100	43110.000.301	19MM	50	43110.000.310	33MM	50	43110.000.319
6MM	100	43110.000.302	21MM	50	43110.000.311	35MM	50	43110.000.320
8MM	100	43110.000.303	22MM	50	43110.000.312	37MM	50	43110.000.321
10MM	100	43110.000.304	24MM	50	43110.000.313	38MM	50	43110.000.322
11MM	100	43110.000.305	25MM	50	43110.000.314	45MM	50	43110.000.323
13MM	100	43110.000.306	27MM	50	43110.000.315	54MM	50	43110.000.325
14MM	100	43110.000.307	29MM	50	43110.000.316	41MM	50	43110.000.326
16MM	100	43110.000.308	30MM	50	43110.000.317	60MM	50	43110.000.329

Rubber lined P-clip RSGU

P-clip RSGU met rubber inleg / Collier en caoutchouc P-clip RSGU

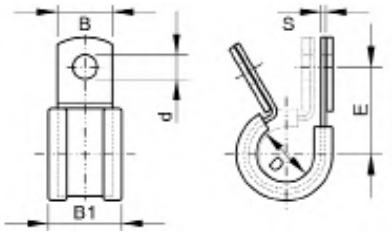



Technical Data

D x B	B_1	d	E	S
6X15	18.5	6.4	11.2	0.6
8X15	18.5	6.4	11.2	0.6
10X15	18.5	6.4	11.2	0.6
12X15	18.5	6.4	11.2	0.6
15X15	18.5	6.4	11.2	0.8
15X25	31	10.5	17.5	1
16X15	18.5	6.4	11.2	0.8
18X15	18.5	6.4	11.2	0.8
20X15	18.5	6.4	11.2	0.8
20X25	31	10.5	17.5	1
22X15	18.5	6.4	11.2	0.8
25X20	25	8.5	14.5	0.8
25X25	31	10.5	17.5	1
28X15	18.5	6.4	11.2	0.8
30X25	31	10.5	17.5	1
35X25	31	10.5	17.5	1
40X25	31	10.5	17.5	1
42X25	31	10.5	17.5	1
45X25	31	10.5	17.5	1
50X25	31	10.5	17.5	1.25
55X25	31	10.5	17.5	1.25
60X20	25	8.5	14.5	1
60X25	31	10.5	17.5	1.25

Technical Data

D x B	B_1	d	E	S
65X25	31	10.5	17.5	1.25
70X25	31	10.5	17.5	1.25
75X25	31	10.5	17.5	1.25
80X25	31	10.5	17.5	1.25

43215 **NORMA Rubber lined P-clip RSGU / NORMA P-clip met rubber inleg RSGU / NORMA Collier caoutchouc P-clip RSGU** **Y61A**

Material Steel
Surface treatment Zinc plated



D x B	✉	Art.number	D x B	✉	Art.number	D x B	✉	Art.number
6X15MM	25	43215.060.015	20X25MM	25	43215.200.025	45X25MM	25	43215.450.025
8X15MM	25	43215.080.015	22X15MM	25	43215.220.015	50X25MM	25	43215.500.025
10X15MM	25	43215.100.015	25X20MM	100	43215.250.020	55X25MM	25	43215.550.025
12X15MM	100	43215.120.015	25X25MM	25	43215.250.025	60X20MM	25	43215.600.020
15X15MM	100	43215.150.015	28X15MM	100	43215.280.015	60X25MM	25	43215.600.025
15X25MM	25	43215.150.025	30X25MM	25	43215.300.025	65X25MM	25	43215.650.025
16X15MM	25	43215.160.015	35X25MM	25	43215.350.025	70X25MM	25	43215.700.025
18X15MM	25	43215.180.015	40X25MM	25	43215.400.025	75X25MM	25	43215.750.025
20X15MM	25	43215.200.015	42X25MM	25	43215.420.025	80X25MM	25	43215.800.025

Rubber lined P-clip, band width 12 mm

P-clip met rubber inleg, band 12 mm breed / Collier en caoutchouc P-clip, largeur de bande 12 mm

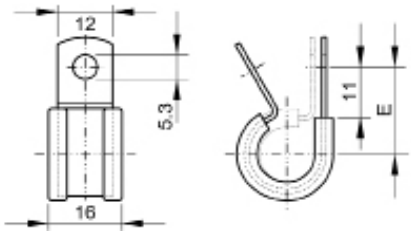



Technical Data

For pipe ø	E	Type
6	16.2	302
8	17	303
10	17.8	304
13	19.4	305
14	20.2	307
18	21.8	309
21	23.4	311
22	24.2	312
25	25.8	314
38	32.6	322

43115 **ABA Rubber lined clip, band width 12 mm / ABA P-clip met rubber inleg, band 12 mm breed / ABA Collier caoutchouc P-clip, largeur de bande 12 mm** **Y03A**

Material Stainless steel A2



For pipe ø	✉	Art.number	For pipe ø	✉	Art.number	For pipe ø	✉	Art.number
6MM	25	43115.000.006	14MM	25	43115.000.014	22MM	25	43115.000.023
8MM	25	43115.000.008	18MM	25	43115.000.018	25MM	25	43115.000.026
10MM	25	43115.000.010	21MM	25	43115.000.021	38MM	25	43115.000.040
13MM	25	43115.000.013						

Hose clamp assortment

Slangklem assortiment / Assortiment de colliers de serrage



30668 **MAXXFAST Hose clamp assortment / MAXXFAST Slangklem assortiment / MAXXFAST Assortiment de colliers de serrage** **MFNA**



Size	✉	Art.number	
8-70 EMPTY	1	30668.000.005	
8-70 + Hoseclamp	1	30668.000.010	Our exclusive MaxxFast hose clamps rack is fitted with the most used standard hose clamps and mini-clips and a specially designed tool. Full rack content **MaxxFast ZPL 9mm hose clamps:** • 8-16mm - 10pcs • 12-22mm - 10pcs • 16-27mm - 10pcs • 20-32mm - 10pcs • 25-40mm - 10pcs • 32-50mm - 10pcs • 40-60mm - 10pcs • 50-70mm - 10pcs **MaxxFast ZPL mini clips:** • 8mm - 10pcs • 9mm - 10pcs • 9,5-10mm - 10pcs • 10-11mm - 10pcs • 12-13mm - 10pcs • 13-14mm - 10pcs • 14-15mm - 10pcs • 15-17mm - 10pcs **MaxxFast hose clamps tool:** • hex 7mm - 1pc • 2 wall plugs and 2 hooks for installation





43055 **ABA Hose clamp assortment / ABA Slangklem assortiment / ABA Assortiment de colliers de serrage** **Y95A**



Type	✉	Art.number	
244C	1	43055.001.803	Display rack Size: 65 x 15 x 23,4 cm Content: • 12 x 8-14/9 W1 • 12 x 11-17/9 W1 • 12 x 13-20/9 W1 • 24 x 15-24/12 W1 • 12 x 19-28/12 W1 • 12 x 22-32/12 W1 • 12 x 26-38/12 W1 • 12 x 32-44/12 W1 • 12 x 38-50/12 W1 • 12 x 44-56/12 W1 • 12 x 50-65/12 W1 • 10 x Mini 8 W1 • 10 x Mini 9 W1 • 10 x Mini 10 W1 • 10 x Mini 13 W1 • 10 x Mini 14 W1 • 10 x Mini 15 W1 • 10 x Mini 16 W1 • 10 x Mini 17 W1 • 1 ABA flexible socket screwdriver normal model 250 mm



43055 **ABA Hose clamp assortment / ABA Slangklem assortment / ABA Assortiment de colliers de serrage** ←

Type	✉	Art.number	
270C	1	43055.001.805	In plastic box Size: 40 x 27 x 8,5 cm Content: • 50 x 8-14/9 W1 • 50 x 11-17/9 W1 • 50 x 13-20/9 W1 • 25 x 15-24/12 W1 • 25 x 19-28/12 W1 • 20 x 22-32/12 W1 • 15 x 26-38/12 W1 • 15 x 32-44/12 W1 • 10 x 38-50/12 W1 • 1 ABA flexible socket screwdriver normal model 250 mm
ABA Display 244 empty	1	43055.790.244	





- W1 = steel, zinc plated

Flexible socket screwdriver

Flexibele schroevendraaier / Tournevis flexible



30669 **MAXXFAST Flexible socket screwdriver / MAXXFAST Flexibele schroevendraaier / MAXXFAST Tournevis flexible** **MT2A**



Size	✉	Art.number
7 MM	1	30669.000.100

- Flexible screwdriver with 7 mm hex drive for MaxxFast hose clamps.
- Compatible with Euro standard hose clamps.
- High grip ergonomic bi-material handle for comfort and high torque transmission.
- Flexible axial shaft for easy installation or removal even in tight areas.
- Thin wall socket designed for standard hose clamps (S = 7 mm).

43030 **ABA Flexible socket screwdriver / ABA Flexibele schroevendraaier / ABA Tournevis flexible** **Y95A**



Type	✉	Art.number	
Flex	1	43030.001.770	Normal model
Flex long	1	43030.001.780	Long model 600 mm



- For areas where access is difficult.
- Provided with a 7 mm hexagon socket, cannot slip out.
- Bendable to 90°.
- Usable for all types of ABA and AWAB hose clamps.

12

FABORY

Exhaust pipe clamp type R

Uitlaatklem type R / Collier de serrrage Echappement type R

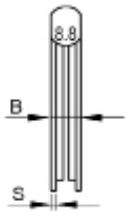

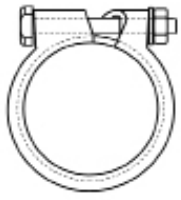

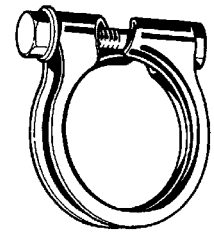

Technical Data

Type	B	Clamping range (mm)	S	Tightening torque (Nm)
R27-1.5	11.5	24-27	1.5	8-10
R30-1.5	11.5	27-30	1.5	8-10
R33-1.5	11.5	30-33	1.5	8-10
R42-2	11.5	39-42	2.0	8-10
R45-2.5	11.5	42-45	2.5	8-10
R48-2.5	12.5	45-48	2.5	10-15
R51-2.5	12.5	48-51	2.5	10-15
R55-2.5	12.5	52-55	2.5	10-15
R58-2.5	12.5	55-58	2.5	10-15

43246 **ABA Exhaust pipe clamp type R / ABA uitlaatklem type R / ABA bride d'échappement type R** **Y03A**

Material Steel
Surface treatment Zinc plated

ABA

RoHS



Type	✉	Art.number	Type	✉	Art.number	Type	✉	Art.number
R27-1,5MM	10	43246.270.001	R42-2MM	10	43246.420.001	R51-2,5MM	10	43246.510.001
R30-1,5MM	10	43246.300.001	R45-2,5MM	10	43246.450.001	R55-2,5MM	10	43246.550.001
R33-1,5MM	10	43246.330.001	R48-2,5MM	10	43246.480.001	R58-2,5MM	10	43246.580.001

12

Exhaust pipe clamp universal

Uitlaatklem universeel / Bride universelle

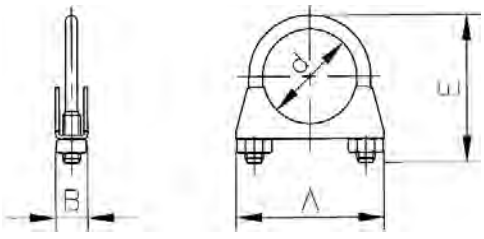

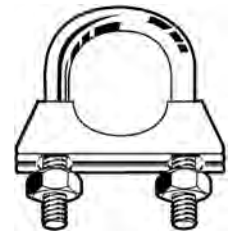

Technical Data

For nom. size d	A	B	E	For nom. size d	A	B	E
26	55	13.5	53	50	84	13.5	75
28	54.5	13.5	59	52	53.5	13.5	75
32	59.5	13.5	57	54	88	13.5	76
36	63	13.5	61	58	92	13.5	83
38	67	13.5	60	60	94	13.5	83
42	72	13.5	68.5	65	99	13.5	89
45	75	13.5	70	70	107	13.5	94
48	79.5	13.5	72	75	115	13.5	100

43241 **Exhaust pipe clamp universal / Uitlaatklem universeel / Bride universelle** **Y03A**

Material Steel
Surface treatment Zinc plated



For nom. size d	✉	Art.number	For nom. size d	✉	Art.number	For nom. size d	✉	Art.number
26MM	10	43241.260.001	45MM	10	43241.450.001	60MM	10	43241.600.001
28MM	10	43241.280.001	48MM	10	43241.480.001	64/65MM	10	43241.650.001
32MM	10	43241.320.001	50MM	10	43241.500.001	70MM	10	43241.700.001
36MM	10	43241.360.001	51/52MM	10	43241.520.001	75/76MM	10	43241.750.001
38MM	10	43241.380.001	54MM	10	43241.540.001			
42MM	10	43241.420.001	58MM	10	43241.580.001			

- Depending on availability the dimensions may deviate.

FABORY

Strap band

Klembandensyteem / Système de fixation



Technical Data

Width x Thickness	Average breaking strength
1/4X0.51	500
3/8X0.38	450
3/8X0.64(201)	900
3/8X0.64(316)	750
1/2X0.38	600
1/2X0.64	1.200
1/2X0.76	1.500
5/8X0.38	750
5/8X0.64	1.500
5/8X0.76	1.875
3/4X0.38	900
3/4X0.64	1.800
3/4X0.76	2.250

Article groups

Material		Code	Page
St.st. AISI 201	roll of 30,5 m (100')	43270	12-26
St.st. AISI 200/300	roll of 30,5 m (100')	43271	12-26
St.st. AISI 201	roll of 30,5 m (100')	43280	12-26
St.st. AISI 200/300	roll of 91,4 Mtr (300')	43250	12-27
St.st. AISI 316	roll of 30,5 m (100')	43281	12-27

43270 BAND-IT General use band / BAND-IT band voor algemeen gebruik / BAND-IT Bande à usage général — Y63A

Material Stainless steel AISI 201

BAND-IT

RoHS



Width x Thickness	✉	Art.number	Width x Thickness	✉	Art.number	Width x Thickness	✉	Art.number
6,4X0,51MM	1	43270.380.201	12,7X0,76MM	1	43270.380.203	19,1X0,76MM	1	43270.380.205
9,6X0,64MM	1	43270.380.202	15,8X0,76MM	1	43270.380.204			

43271 BAND-IT Valu-Strap band / BAND-IT Klembandensyteem / BAND-IT Système de fixation — Y63A

Material Stainless steel AISI 200/300

BAND-IT

RoHS



Width x Thickness	✉	Art.number	Width x Thickness	✉	Art.number	Width x Thickness	✉	Art.number
9,6X0,38MM	1	43271.380.302	15,8X0,38MM*	1	43271.380.304	19,1X0,38MM	1	43271.380.305
12,7X0,38MM	1	43271.380.303						

43280 BAND-IT General use band with dispenser / BAND-IT band voor algemeen gebruik met dispenser / BAND-IT Bande à usage général avec distributeur — Y63A

Material Stainless steel AISI 201

BAND-IT

RoHS



Width x Thickness	✉	Art.number	Width x Thickness	✉	Art.number	Width x Thickness	✉	Art.number
9,6X0,64MM	1	43280.000.203	15,8X0,76MM*	1	43280.000.205	19,1X0,76MM*	1	43280.000.206
12,7X0,76MM	1	43280.000.204						

43250 **BAND-IT Valu-Strap band / BAND-IT Klembandensyteem / BAND-IT Système de fixation** **Y63A**

Material Stainless steel AISI 200/300

BAND-IT

RoHS



Width x Thickness	✉	Art.number	Width x Thickness	✉	Art.number	Width x Thickness	✉	Art.number
9,6X0,38MM*	1	43250.096.091	15,8X0,38MM*	1	43250.158.091	19,1X0,38MM*	1	43250.191.091
12,7X0,38MM*	1	43250.127.091						

43281 **BAND-IT General use band / BAND-IT band voor algemeen gebruik / BAND-IT Bande à usage général** **Y63A**

Material Stainless steel AISI 316

BAND-IT

RoHS



Width x Thickness	✉	Art.number	Width x Thickness	✉	Art.number	Width x Thickness	✉	Art.number
9,6X0,64MM*	1	43281.096.030	15,8X0,76MM*	1	43281.158.030	19,1X0,76MM*	1	43281.191.030
12,7X0,76MM*	1	43281.127.030						

Tie-Lok tie

Tie-Lok band / Tie-Lok bande



Technical Data

Width	Thickness	Min. loop tensile strength (kg)
4.5	0.38	45
6.4	0.38	113

Article groups

Material		Code	Page
St.st. AISI 304	Tie-Lok ties	43255	12-27
St.st. AISI 304	Mini Tie-Lok ties	43256	12-28

43255 **BAND-IT Band Tie-Lok / BAND-IT Band Tie-Lok / BAND-IT Bande Tie-Lok** **Y63A**

Material Stainless steel AISI 304

BAND-IT

RoHS



Width x Length x Max.ø single wrap	✉	Art.number	Width x Length x Max.ø single wrap	✉	Art.number	Width x Length x Max.ø single wrap	✉	Art.number
6,4X254X51MM*	100	43255.064.051	6,4X572X152MM*	100	43255.064.152	6,4X737X203MM*	100	43255.064.203
6,4X419X101MM*	100	43255.064.101						

FABORY

43256	BAND-IT Band Mini Tie-Lok / BAND-IT Band Tie-Lok / BAND-IT Bande Mini Tie-Lok	Y63A
Material	Stainless steel AISI 304	



Width x Length x Max.ø single wrap		Art.number	Width x Length x Max.ø single wrap		Art.number	Width x Length x Max.ø single wrap		Art.number
4,5X165X25MM*	100	43256.045.025	4,5X406X102MM*	100	43256.045.102	4,5X572X152MM*	100	43256.045.152
4,5X254X51MM*	100	43256.045.051						

Ball Lok tie

Ball Lok band / Ball Lok lien de fixation



Technical Data

Width	Thickness	Min. loop tensile strength (kg)
4.6 (uncoated)	0.25	90
4.6 (coated)	0.25	68
7.9 (uncoated)	0.25	136
7.9 (coated	0.25	79

Article groups

Material	Code	Page
St.st. AISI 304	43260	12-28
St.st. AISI 316	43261	12-28
St.st. AISI 316	43262	12-29

43260	BAND-IT Ball Lok tie uncoated / BAND-IT Ball-Lok band, zonder coating / BAND-IT Ball Lok tie lien de fixation, sans revêtement	Y63A
Material	Stainless steel AISI 304	

Width x Length x Max. Bundle ø		Art.number	Width x Length x Max. Bundle ø		Art.number	Width x Length x Max. Bundle ø		Art.number
4,6X150X30MM*	100	43260.046.030	4,6X520X152MM*	100	43260.046.152	7,9X259X69MM*	100	43260.079.069
4,6X201X50MM*	100	43260.046.050	4,6X679X203MM*	100	43260.046.203	7,9X360X102MM*	100	43260.079.102
4,6X259X69MM*	100	43260.046.069				7,9X520X152MM*	100	43260.079.152
4,6X360X102MM*	100	43260.046.102	7,9X201X50MM*	100	43260.079.050	7,9X679X203MM*	100	43260.079.203

12

43261	BAND-IT Ball Lok tie uncoated / BAND-IT Ball-Lok band, zonder coating / BAND-IT Ball Lok tie lien de fixation, sans revêtement	Y63A
Material	Stainless steel AISI 316	

Width x Length x Max. Bundle ø		Art.number	Width x Length x Max. Bundle ø		Art.number	Width x Length x Max. Bundle ø		Art.number
4,6X150X30MM*	100	43261.046.030	4,6X520X152MM*	100	43261.046.152	7,9X259X69MM*	100	43261.079.069
4,6X201X50MM*	100	43261.046.050	4,6X679X203MM*	100	43261.046.203	7,9X360X102MM*	100	43261.079.102
4,6X259X69MM*	100	43261.046.069				7,9X520X152MM*	100	43261.079.152
4,6X360X102MM*	100	43261.046.102	7,9X201X50MM*	100	43261.079.050	7,9X679X203MM*	100	43261.079.203

43262 **BAND-IT Ball Lok tie coated / BAND-IT Ball Lok band, gecoat / BAND-IT Ball Lok tie lien de fixation, avec revêtement** **Y63A**

Material Stainless steel AISI 316

BAND-IT

RoHS

Width x Length x Max. Bundle ø	✉	Art.number	Width x Length x Max. Bundle ø	✉	Art.number	Width x Length x Max. Bundle ø	✉	Art.number
4,6X150X30MM*	100	43262.046.030	4,6X520X152MM*	100	43262.046.152	7,9X259X69MM*	100	43262.079.069
4,6X201X50MM*	100	43262.046.050	4,6X679X203MM*	100	43262.046.203	7,9X360X102MM*	100	43262.079.102
4,6X259X69MM*	100	43262.046.069				7,9X520X152MM*	100	43262.079.152
4,6X360X102MM*	100	43262.046.102	7,9X201X50MM*	100	43262.079.050			

Buckles & Clips

Klemmen & clips / Boucles & clips



Article groups

Material		Code	Page
St.st. AISI 201		43272	12-29
St.st. AISI 200/300		43273	12-29
St.st. AISI 201		43274	12-29
St.st. AISI 316	buckle Ear-Lokt	43282	12-30

43272 **BAND-IT Ear-Lokt buckle / BAND-IT Ear-Lokt klem / BAND-IT Ear-Lokt boucle** **Y63A**

Material Stainless steel AISI 201

BAND-IT

RoHS



Width	✉	Art.number	Width	✉	Art.number	Width	✉	Art.number
6.4*	100	43272.380.211	12.7	100	43272.380.213	19.1	100	43272.380.215
9.6	100	43272.380.212	15.8	100	43272.380.214			

43273 **BAND-IT Valuclip for Valu-Strap / BAND-IT Valuclip voor Valu-Strap / BAND-IT Valuclip pour Valu-Strap** **Y63A**

Material Stainless steel AISI 200/300

BAND-IT

RoHS



Width	✉	Art.number	Width	✉	Art.number	Width	✉	Art.number
9.6*	100	43273.380.322	15.8*	100	43273.380.324	19.1	100	43273.380.325
12.7	100	43273.380.323						

43274 **BAND-IT Scru-Lokt buckle / BAND-IT Scru-Lokt klem / BAND-IT Scru-Lokt boucle** **Y63A**

Material Stainless steel AISI 201

BAND-IT

RoHS



Width	✉	Art.number	Width	✉	Art.number	Width	✉	Art.number
6.4	50	43274.380.451	12.7	25	43274.380.453	19.1*	25	43274.380.454
9.6	50	43274.380.452						

- For general use band type AISI 201 and Valu-Strap band.

12

43282 **BAND-IT Ear-Lokt buckle / BAND-IT Ear-Lokt klem / BAND-IT Ear-Lokt boucle** **Y63A**

Material Stainless steel AISI 316

BAND-IT

RoHS



Width	✉	Art.number	Width	✉	Art.number	Width	✉	Art.number
9.6	100	43282.096.001	15.8	100	43282.158.001	19.1*	100	43282.191.001
12.7	100	43282.127.001						

Clamping systems

Klemsystemen / Systèmes de serrage



Article groups

Material		Code	Page
St.st. AISI 201	ID clamp	43258	12-30
St.st. AISI 201	Ultra-Lok Clamp	43265	12-30

43258 **BAND-IT JR Smooth ID clamp / BAND-IT JR Smooth ID klem / BAND-IT JR Smooth ID collier de serrage** **Y63A**

Material Stainless steel AISI 201

BAND-IT

RoHS



Width x Thickness x Inside ø	✉	Art.number	Width x Thickness x Inside ø	✉	Art.number	Width x Thickness x Inside ø	✉	Art.number
6,5X0,51X20MM*	100	43258.064.020	12,7X0,76X31MM*	100	43258.127.031	15,8X0,76X63MM*	100	43258.158.063
6,5X0,51X25MM*	100	43258.064.025	12,7X0,76X38MM*	100	43258.127.038			
6,5X0,51X34MM*	100	43258.064.034	12,7X0,76X44MM*	100	43258.127.044	19,1X0,76X50MM*	100	43258.191.050
6,5X0,51X38MM*	100	43258.064.038	12,7X0,76X50MM*	100	43258.127.050	19,1X0,76X69MM*	50	43258.191.069
6,5X0,51X50MM*	100	43258.064.050	12,7X0,76X63MM*	100	43258.127.063	19,1X0,76X76MM*	50	43258.191.076
			12,7X0,76X69MM*	100	43258.127.069	19,1X0,76X88MM*	50	43258.191.088
9,6X0,64X20MM*	100	43258.096.020	12,7X0,76X76MM*	100	43258.127.076	19,1X0,76X101MM*	25	43258.191.101
9,6X0,64X25MM*	100	43258.096.025	12,7X0,76X88MM*	100	43258.127.088	19,1X0,76X114MM*	25	43258.191.114
9,6X0,64X34MM*	100	43258.096.034	12,7X0,76X101MM*	100	43258.127.101	19,1X0,76X127MM*	25	43258.191.127
9,6X0,64X50MM*	100	43258.096.050				19,1X0,76X152MM*	25	43258.191.152
9,6X0,64X63MM*	100	43258.096.063	15,8X0,76X38MM*	100	43258.158.038	19,1X0,76X165MM*	25	43258.191.165
9,6X0,64X76MM*	100	43258.096.076	15,8X0,76X44MM*	100	43258.158.044	19,1X0,76X177MM*	25	43258.191.177
			15,8X0,76X50MM*	100	43258.158.050	19,1X0,76X203MM*	25	43258.191.203
12,7X0,76X25MM*	100	43258.127.025	15,8X0,76X57MM*	100	43258.158.057			

12

43265 **BAND-IT Ultra-Lok preformed clamp / BAND-IT Ultra-Lok voorgevormde klem / BAND-IT Ultra-Lok collier de serrage préformée** **Y63A**

Material Stainless steel AISI 201

BAND-IT

RoHS



Width x Thickness x Inside ø	✉	Art.number	Width x Thickness x Inside ø	✉	Art.number	Width x Thickness x Inside ø	✉	Art.number
19,1X0,76X69MM*	50	43265.019.069	19,1X0,76X114MM*	25	43265.019.114	19,1X0,76X165MM*	25	43265.019.165
19,1X0,76X76MM*	50	43265.019.076	19,1X0,76X127MM*	25	43265.019.127	19,1X0,76X177MM*	25	43265.019.177
19,1X0,76X88MM*	50	43265.019.088	19,1X0,76X139MM*	25	43265.019.139	19,1X0,76X203MM*	25	43265.019.203
19,1X0,76X101MM*	25	43265.019.101	19,1X0,76X152MM*	25	43265.019.152	19,1X0,76X229MM*	10	43265.019.229

Brackets

Beugels / Boucles



43279 **BAND-IT Brackets / BAND-IT Brackets / BAND-IT Boucles** **Y63A**

Material Stainless steel AISI 200/300

BAND-IT

RoHS



Type	✉	Art.number		
D00799	50	43279.007.001	L-Mount, right angle bracket with 2 holes for M 6 (1/4) or M 8 (5/16) bolts	
D00889	50	43279.008.001	Straight leg bracket with 2 SS bolts, SS, nylon and fiber washers, slot width 19,1 mm	
D00189	50	43279.380.484	Straight leg bracket with SS bolt, SS, nylon and fiber washer, slot width 19,1 mm	
D02189	50	43279.380.485	Flared leg bracket with SS bolt, SS, nylon and fiber washer, slot width 19,1 mm	

FABORY

Ultra-Lok Band & Buckle

Ultra-Lok Band & klem / Ultra-Lok Bande & boucle



Technical Data

Width x Length	Single wrap	Double wrap
19.1X813MM	178	89
19.1X1016MM	269	121
19.1X1321MM	330	165
19.1X1524MM	381	191
19.1X2134MM	559	280
19.1X3048MM	826	407

Article groups

Material		Code	Page
St.st. AISI 201		43266	12-32
St.st. AISI 201	Ultra-Lok Free end clamps	43267	12-32

43266 **BAND-IT Ultra-Lok buckle / BAND-IT Ultra Lok band & beugels / BAND-IT Ultra Lok bande & boucles** **Y63A**

Material Stainless steel AISI 201

BAND-IT

RoHS



Width	✉	Art.number
19,1*	100	43266.019.001

43267 **BAND-IT Ultra-Lok free end band / BAND-IT Ultra-Lok band / BAND-IT Ultra-Lok collier de serrage, bout libre** **Y63A**

Material Stainless steel AISI 201

BAND-IT

RoHS



Width x Thickness x Length	✉	Art.number	Width x Thickness x Length	✉	Art.number	Width x Thickness x Length	✉	Art.number
19,1X0,76X813MM*	25	43267.191.178	19,1X0,76X1321MM*	25	43267.191.330	19,1X0,76X2134MM*	25	43267.191.559
19,1X0,76X1016MM*	25	43267.191.254	19,1X0,76X1524MM*	25	43267.191.381	19,1X0,76X3048MM*	25	43267.191.826

12

Easy Read system

Easy Read systeem / Système Easy Read





Article groups

Material	Surface treatment		Code	Page
St.st. AISI 316			43283	12-33
St.st. AISI 316	Black PA11 coated		43284	12-33
St.st. AISI 316	Black PPA571 coated	Z	43285	12-33
St.st. AISI 304			43286	12-34
St.st. AISI 316			43287	12-34

43283 BAND-IT Easy Read identification characters / BAND-IT Easy Read identificatie karakters / BAND-IT Easy Read caractères d'identification Y63A

Material Stainless steel AISI 316

BAND-IT

RoHS



Character	✉	Art.number	Character	✉	Art.number	Character	✉	Art.number
A*	100	43283.000.109	N*	100	43283.000.239	Minus*	100	43283.000.359
B*	100	43283.000.119	O*	100	43283.000.249	Blank*	100	43283.000.369
C*	100	43283.000.129	P*	100	43283.000.259	2*	100	43283.000.379
D*	100	43283.000.139	Q*	100	43283.000.269	3*	100	43283.000.389
E*	100	43283.000.149	R*	100	43283.000.279	4*	100	43283.000.399
F*	100	43283.000.159	S*	100	43283.000.289	5*	100	43283.000.409
G*	100	43283.000.169	T*	100	43283.000.299	6 - 9*	100	43283.000.419
H*	100	43283.000.179	U*	100	43283.000.309	8*	100	43283.000.429
I - 1*	100	43283.000.189	V*	100	43283.000.319	Plus +*	100	43283.000.469
J*	100	43283.000.199	X*	100	43283.000.329	Earth ±*	100	43283.000.479
K*	100	43283.000.209	Y*	100	43283.000.339	Sine ~*	100	43283.000.489
L - 7*	100	43283.000.219	Z*	100	43283.000.349	Slash /*	100	43283.000.499
M - W*	100	43283.000.229						

43284 BAND-IT Easy Read identification carrier / BAND-IT Easy Read identificatie drager / BAND-IT Easy Read support d'identification Y63A

Material Stainless steel AISI 316
Surface treatment Fekete PA11 horganyzott

BAND-IT

RoHS



Width x Length	✉	Art.number	Width x Length	✉	Art.number	Width x Length	✉	Art.number
10X93MM*	100	43284.010.093	10X131MM*	100	43284.010.131	10X188MM*	100	43284.010.188

43285 BAND-IT Easy Read identification strip / BAND-IT Easy Read identificatie strip / BAND-IT Easy Read bande d'identification Y63A

Material Stainless steel AISI 316
Surface treatment Black PPA571 coated

BAND-IT

RoHS



Width x Length	✉	Art.number	Width x Length	✉	Art.number	Width x Length	✉	Art.number
10X108MM*	100	43285.010.108	10X146MM*	100	43285.010.146	10X203MM*	100	43285.010.203

12

43286	BAND-IT Easy Read identification ID tag / BAND-IT Easy Read identificatie ID tag / BAND-IT Easy Read Identification ID label	Y63A
Material	Stainless steel AISI 304	



Height x Length x Thickness	✉	Art.number	Height x Length x Thickness	✉	Art.number	Height x Length x Thickness	✉	Art.number
19,0X51MM5X0,38*	200	43286.019.051	19,05X89MM5X0,38*	100	43286.019.089	38,1X63MM5X0,38*	100	43286.038.063

43287	BAND-IT Easy Read identification ID tag / BAND-IT Easy Read identificatie ID tag / BAND-IT Easy Read Identification ID label	Y63A
Material	Stainless steel AISI 316	



Height x Length x Thickness	✉	Art.number	Height x Length x Thickness	✉	Art.number	Height x Length x Thickness	✉	Art.number
19,05X51MM5X0,38*	200	43287.019.051	19,05X89MM5X0,38*	100	43287.019.089	38,1X63MM5X0,38*	100	43287.038.063

Kits

Set / Jeu



43275	BAND-IT Kit / BAND-IT Set / BAND-IT Jeu	Y63A
Material	Stainless steel	



Type	✉	Art.number		
M15899	1	43275.153.001	• Scru-Band kit; One box contains 10 packs • Each pack contains: 3 meters Scru-Band / 5 housings / 5 slotted screws	
M21199-25	10	43275.380.471	• Scru-Seal kit • Contains: 25 Scru-Seal racks / 25 housings	
M21099	1	43275.380.473	• Scru-Seal kit • Contains: 25 Scru-Seal racks / 25 housings / 3 meters Valu-Strap™ Band 9,6 mm wide	



43276 **BAND-IT Tools / BAND-IT Gereedschap / BAND-IT Outils** **Y63A**

BAND-IT



Type	✉	Art.number		
UL4000-D Ultra-Lok®	1	43276.004.000	Use with: Ultra-Lok® Band & preformed clamps Cordless	
C00169 Standard	1	43276.380.001	Use with: Band & Buckle and Band-Fast®	
J02069 Pok-It II	1	43276.385.041	Use with: Band & Buckle and Band-It Junior clamps	
A91079 Mini Tie-Lok II	1	43276.910.001	Use with: 4.5 mm wide Mini Tie-Lok® ties	
A92079 Tie-Lok® II	1	43276.920.001	Use with: 6.4 mm wide Tie-Lok® ties	
KE922	1	43276.922.001	Use with: Ball-Lok ties, Ball-Lokt™ ties and Multi-Lok ties	

43277 **BAND-IT Replacement part / BAND-IT Reserveonderdelen / BAND-IT Pièces de rechange** **Y63A**

BAND-IT



Type	✉	Art.number
M09387*	1	43277.127.001

FABORY

Half pipe clamp

Halve kapbeugel / Demi collier de serrage

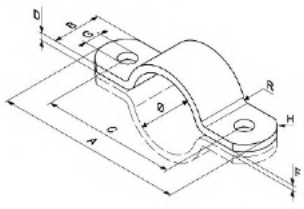

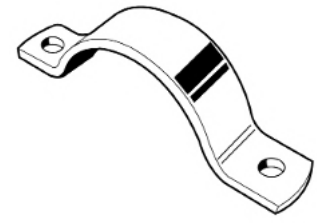

Technical Data

ø	For pipe ø	A	B	C	D	F	G	H	R
12	-	63	25	38	3	3	9	18	4
16	-	68	25	43	3	3	9	18	4
18	3/8	72	25	47	3	3	9	18	4
20	-	75	25	50	3	3	9	18	4
22	1/2	80	25	55	3	3	9	18	4
25	-	88	30	58	4	4	11	18	5
27	3/4	92	30	62	4	4	11	18	5
30	-	93	30	63	4	4	11	18	5
32	-	95	30	65	4	4	11	18	5
34	1	98	30	68	4	4	11	18	5
38	-	104	30	74	4	4	11	18	5
42	1.1/4	126	40	86	6	5	14	22	6
45	-	132	40	92	6	5	14	22	6
48	1.1/2	135	40	95	6	5	14	22	6
54	-	140	40	100	6	5	14	22	6
57	-	145	40	105	6	5	14	22	6
60	2	150	40	110	6	5	14	22	6
63	-	150	40	110	6	5	14	22	6
66	-	155	40	115	6	5	14	22	6
70	-	162	40	122	6	5	14	22	6
76	2.1/2	165	40	125	6	5	14	22	6
80	-	172	40	132	6	5	14	22	6
83	-	175	40	135	6	5	14	22	6
89	3	180	40	140	6	5	14	22	6
95	-	185	40	145	6	5	14	22	6
102	3.1/2	200	40	160	8	5	14	38	10
108	-	210	40	170	8	5	14	38	10
114	4	215	40	175	8	5	14	38	10
120	-	220	40	180	8	5	14	38	10
127	-	225	40	185	8	5	14	38	10
133	-	255	50	205	10	6	18	60	12
140	5	260	50	210	10	6	18	60	12
146	-	266	50	216	10	6	18	60	12
152	-	272	50	222	10	6	18	60	12
159	-	285	50	235	10	6	18	60	12
165	-	290	50	240	10	6	18	60	12
168	6	293	50	243	12	6	18	60	12
174	-	300	50	250	12	6	18	60	12
178	-	304	50	254	12	6	18	60	12
191	-	320	50	270	12	6	18	60	12
194	7	326	50	276	12	6	18	60	12
203	-	335	50	285	12	6	18	60	12
216	-	344	50	294	12	6	18	60	12
219	8	356	50	306	12	6	18	60	12
226	-	362	50	312	12	6	18	60	12
241	-	370	50	320	12	6	22	60	12
245	-	376	50	326	12	6	22	60	12
253	-	385	50	335	12	6	22	60	12
267	-	400	50	350	12	6	22	60	12
273	10	410	50	360	12	6	22	60	12
300	-	430	50	380	12	6	22	60	12
318	-	470	60	410	12	8	22	60	12
324	12	480	60	420	12	8	22	60	12
356	14	515	60	455	12	8	22	60	12
368	-	545	75	470	12	12	22	60	22

Technical Data

ø	For pipe ø	A	B	C	D	F	G	H	R
406	16	585	75	510	12	12	22	60	22
420	-	600	75	525	12	12	22	60	22
457	18	655	75	580	12	12	22	60	22
508	20	680	75	605	12	12	22	60	22
520	-	690	75	615	12	12	22	60	22
559	22	733	75	658	12	12	22	60	22
610	24	795	75	720	12	12	22	60	22
660	-	845	75	770	12	12	22	60	22
710	28	895	75	820	12	12	22	60	22
762	-	947	75	872	12	12	22	60	22
812	32	975	75	920	12	12	22	60	22
914	36	1124	90	1034	15	15	27	60	22

Article groups

Material	Surface treatment	Code	Page
St.	Plain	64500	12-37
St.	HDG	64507	12-37

64500 Half pipe clamp / Halve kapbeugel / Demi collier de serrage F11B

Material Steel
Surface treatment Plain



ø	✉	Art.number	ø	✉	Art.number	ø	✉	Art.number
12MM	1	64500.012.001	89MM	1	64500.089.001	241MM	1	64500.241.001
16MM	1	64500.016.001	95MM	1	64500.095.001	245MM	1	64500.245.001
18MM	1	64500.018.001	102MM	1	64500.102.001	253MM	1	64500.253.001
20MM	1	64500.020.001	108MM	1	64500.108.001	267MM	1	64500.267.001
22MM	1	64500.022.001	114MM	1	64500.114.001	273MM	1	64500.273.001
25MM	1	64500.025.001	120MM	1	64500.120.001	300MM	1	64500.300.001
27MM	1	64500.027.001	127MM	1	64500.127.001	318MM	1	64500.318.001
30MM	1	64500.030.001	133MM	1	64500.133.001	324MM	1	64500.324.001
32MM	1	64500.032.001	140MM	1	64500.140.001	356MM	1	64500.356.001
34MM	1	64500.034.001	146MM	1	64500.146.001	368MM	1	64500.368.001
38MM	1	64500.038.001	152MM	1	64500.152.001	406MM	1	64500.406.001
42MM	1	64500.042.001	159MM	1	64500.159.001	420MM	1	64500.420.001
45MM	1	64500.045.001	165MM	1	64500.165.001	457MM	1	64500.457.001
48MM	1	64500.048.001	168MM	1	64500.168.001	508MM	1	64500.508.001
54MM	1	64500.054.001	174MM	1	64500.174.001	520MM	1	64500.520.001
57MM	1	64500.057.001	178MM	1	64500.178.001	559MM	1	64500.559.001
60MM	1	64500.060.001	191MM	1	64500.191.001	610MM	1	64500.610.001
63MM	1	64500.063.001	194MM	1	64500.194.001	660MM	1	64500.660.001
66MM	1	64500.066.001	203MM	1	64500.203.001	710MM	1	64500.710.001
70MM	1	64500.070.001	216MM	1	64500.216.001	762MM	1	64500.762.001
76MM	1	64500.076.001	219MM	1	64500.219.001	812MM	1	64500.812.001
80MM	1	64500.080.001	226MM	1	64500.226.001	914MM	1	64500.914.001
83MM	1	64500.083.001						

64507 Half pipe clamp / Halve kapbeugel / Demi collier de serrage F11B

Material Steel
Surface treatment Hot dip galvanized



ø	✉	Art.number	ø	✉	Art.number	ø	✉	Art.number
12MM	1	64507.012.001	57MM	1	64507.057.001	133MM	1	64507.133.001
16MM	1	64507.016.001	60MM	1	64507.060.001	140MM	1	64507.140.001
18MM	1	64507.018.001	63MM	1	64507.063.001	152MM	1	64507.152.001
20MM	1	64507.020.001	66MM	1	64507.066.001	159MM	1	64507.159.001
22MM	1	64507.022.001	70MM	1	64507.070.001	165MM	1	64507.165.001
25MM	1	64507.025.001	76MM	1	64507.076.001	168MM	1	64507.168.001
27MM	1	64507.027.001	80MM	1	64507.080.001	178MM	1	64507.178.001
30MM	1	64507.030.001	83MM	1	64507.083.001	191MM	1	64507.191.001
32MM	1	64507.032.001	89MM	1	64507.089.001	194MM	1	64507.194.001
34MM	1	64507.034.001	95MM	1	64507.095.001	203MM	1	64507.203.001
38MM	1	64507.038.001	102MM	1	64507.102.001	216MM	1	64507.216.001
42MM	1	64507.042.001	108MM	1	64507.108.001	219MM	1	64507.219.001
45MM	1	64507.045.001	114MM	1	64507.114.001	226MM	1	64507.226.001
48MM	1	64507.048.001	120MM	1	64507.120.001	241MM	1	64507.241.001
54MM	1	64507.054.001	127MM	1	64507.127.001	245MM	1	64507.245.001

FABORY

64507 **Half pipe clamp / Halve kapbeugel / Demi collier de serrage** ←

ø	✉	Art.number	ø	✉	Art.number	ø	✉	Art.number
253MM	1	64507.253.001	356MM	1	64507.356.001	520MM	1	64507.520.001
267MM	1	64507.267.001	368MM	1	64507.368.001	610MM	1	64507.610.001
273MM	1	64507.273.001	406MM	1	64507.406.001	710MM	1	64507.710.001
300MM	1	64507.300.001	420MM	1	64507.420.001	812MM	1	64507.812.001
318MM	1	64507.318.001	457MM	1	64507.457.001			
324MM	1	64507.324.001	508MM	1	64507.508.001			

Half pipe clamp stainless steel

Halve kapbeugel RVS / Demi collier de serrage inox

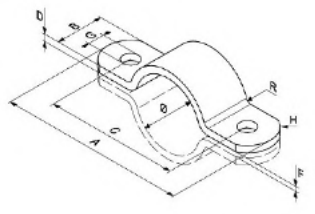

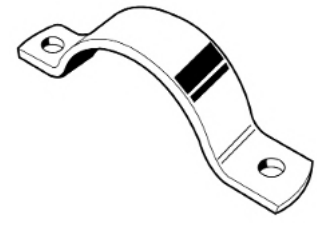

Technical Data

ø	For pipe ø	A	B	C	D	F	G	H	R
12	-	63	25	39	3	3	7	20	3
16	-	67	25	43	3	3	7	20	3
18	3/8	69	25	45	3	3	7	20	3
20	-	71	25	47	3	3	7	20	3
22	1/2	73	25	49	3	3	7	20	3
25	-	76	25	52	3	3	7	20	3
27	3/4	78	25	54	3	3	7	20	3
30	-	81	25	57	3	3	7	20	3
32	-	83	25	59	3	3	7	20	3
34	1	85	25	61	3	3	7	20	3
38	-	89	25	65	3	3	7	20	3
42	1.1/4	102	30	74	3	3	10	25	4
45	-	105	30	77	3	3	10	25	4
48	1.1/2	108	30	80	3	3	10	25	4
51	-	112	30	83	3	3	10	25	4
54	-	114	30	86	3	3	10	25	4
57	-	117	30	89	3	3	10	25	4
60	2	120	30	92	3	3	10	25	4
63	-	123	30	95	3	3	10	25	4
66	-	126	30	98	3	3	10	25	4
70	-	138	40	110	4	4	10	30	4
76	2.1/2	144	40	116	4	4	10	30	4
80	-	148	40	120	4	4	10	30	4
83	-	151	40	123	4	4	10	30	4
89	3	157	40	129	4	4	10	30	4
95	-	163	40	135	4	4	10	30	4
102	3.1/2	170	40	142	4	4	10	30	4
108	-	176	40	148	4	4	10	30	4
114	4	182	40	154	4	4	10	30	4
120	-	188	40	160	4	4	10	30	4
127	-	195	40	167	4	4	10	30	4
133	-	218	50	182	5	5	12	40	5
140	5	225	50	189	5	5	12	40	5
146	-	231	50	195	5	5	12	40	5
152	-	237	50	201	5	5	12	40	5
159	-	244	50	208	5	5	12	40	5
165	-	250	50	214	5	5	12	40	5
168	6	253	50	217	5	5	12	40	5
174	-	259	50	223	5	5	12	40	5
178	-	263	50	227	5	5	12	40	5
191	-	276	50	240	5	5	12	40	5
194	7	279	50	243	5	5	12	40	5
203	-	288	50	252	5	5	12	40	5
216	-	301	50	265	5	5	12	40	5
219	8	304	50	268	5	5	12	40	5
226	-	311	50	275	5	5	12	40	5

Technical Data

ø	For pipe ø	A	B	C	D	F	G	H	R
241	-	341	50	301	5	5	14	40	8
245	-	345	50	305	5	5	14	40	8
253	-	353	50	313	5	5	14	40	8
267	-	367	50	327	5	5	14	40	8
273	10	373	50	333	5	5	14	40	8
300	-	400	50	360	5	5	14	40	8
318	-	418	50	378	5	5	14	40	8
324	12	424	50	384	5	5	14	40	8
356	14	456	50	416	5	5	14	40	8
368	-	468	50	428	5	5	14	40	8
406	16	506	50	466	5	5	14	40	8
420	-	520	50	480	5	5	14	40	8
457	18	557	50	517	5	5	14	40	8
508	20	608	50	568	5	5	14	40	8
520	-	620	50	580	5	5	14	40	8
559	22	659	50	619	5	5	14	40	8
610	24	710	50	670	5	5	14	40	8

Article groups

Material	Code	Page
St.st. A2	64503	12-39
St.st. A4	64504	12-39

64503 **Half pipe clamp stainless steel / Halve kapbeugel RVS / Demi collier de serrage inox** **F11B**

Material Stainless steel A2



ø	✉	Art.number	ø	✉	Art.number	ø	✉	Art.number
12MM	1	64503.012.001	76MM	1	64503.076.001	203MM	1	64503.203.001
16MM	1	64503.016.001	80MM	1	64503.080.001	216MM	1	64503.216.001
18MM	1	64503.018.001	83MM	1	64503.083.001	219MM	1	64503.219.001
20MM	1	64503.020.001	89MM	1	64503.089.001	226MM	1	64503.226.001
22MM	1	64503.022.001	95MM	1	64503.095.001	241MM	1	64503.241.001
25MM	1	64503.025.001	102MM	1	64503.102.001	245MM	1	64503.245.001
27MM	1	64503.027.001	108MM	1	64503.108.001	253MM	1	64503.253.001
30MM	1	64503.030.001	114MM	1	64503.114.001	267MM	1	64503.267.001
32MM	1	64503.032.001	120MM	1	64503.120.001	273MM	1	64503.273.001
34MM	1	64503.034.001	127MM	1	64503.127.001	300MM	1	64503.300.001
38MM	1	64503.038.001	133MM	1	64503.133.001	318MM	1	64503.318.001
42MM	1	64503.042.001	140MM	1	64503.140.001	324MM	1	64503.324.001
45MM	1	64503.045.001	146MM	1	64503.146.001	356MM	1	64503.356.001
48MM	1	64503.048.001	152MM	1	64503.152.001	368MM	1	64503.368.001
51MM	1	64503.051.001	159MM	1	64503.159.001	406MM	1	64503.406.001
54MM	1	64503.054.001	165MM	1	64503.165.001	420MM	1	64503.420.001
57MM	1	64503.057.001	168MM	1	64503.168.001	457MM	1	64503.457.001
60MM	1	64503.060.001	174MM	1	64503.174.001	508MM	1	64503.508.001
63MM	1	64503.063.001	178MM	1	64503.178.001	520MM	1	64503.520.001
66MM	1	64503.066.001	191MM	1	64503.191.001	559MM	1	64503.559.001
70MM	1	64503.070.001	194MM	1	64503.194.001	610MM	1	64503.610.001

64504 **Half pipe clamp stainless steel / Halve kapbeugel RVS / Demi collier de serrage inox** **F11B**

Material Stainless steel A4



ø	✉	Art.number	ø	✉	Art.number	ø	✉	Art.number
12MM	1	64504.012.001	42MM	1	64504.042.001	80MM	1	64504.080.001
16MM	1	64504.016.001	45MM	1	64504.045.001	83MM	1	64504.083.001
18MM	1	64504.018.001	48MM	1	64504.048.001	89MM	1	64504.089.001
20MM	1	64504.020.001	51MM	1	64504.051.001	95MM	1	64504.095.001
22MM	1	64504.022.001	54MM	1	64504.054.001	102MM	1	64504.102.001
25MM	1	64504.025.001	57MM	1	64504.057.001	108MM	1	64504.108.001
27MM	1	64504.027.001	60MM	1	64504.060.001	114MM	1	64504.114.001
30MM	1	64504.030.001	63MM	1	64504.063.001	120MM	1	64504.120.001
32MM	1	64504.032.001	66MM	1	64504.066.001	127MM	1	64504.127.001
34MM	1	64504.034.001	70MM	1	64504.070.001	133MM	1	64504.133.001
38MM	1	64504.038.001	76MM	1	64504.076.001	140MM	1	64504.140.001

12

FABORY

64504	Half pipe clamp stainless steel / Halve kapbeugel RVS / Demi collier de serrage inox	←

ø	✉	Art.number	ø	✉	Art.number	ø	✉	Art.number
146MM	1	64504.146.001	216MM	1	64504.216.001	324MM	1	64504.324.001
152MM	1	64504.152.001	219MM	1	64504.219.001	356MM	1	64504.356.001
159MM	1	64504.159.001	226MM	1	64504.226.001	368MM	1	64504.368.001
165MM	1	64504.165.001	241MM	1	64504.241.001	406MM	1	64504.406.001
168MM	1	64504.168.001	245MM	1	64504.245.001	420MM	1	64504.420.001
174MM	1	64504.174.001	253MM	1	64504.253.001	457MM	1	64504.457.001
178MM	1	64504.178.001	267MM	1	64504.267.001	508MM	1	64504.508.001
191MM	1	64504.191.001	273MM	1	64504.273.001	520MM	1	64504.520.001
194MM	1	64504.194.001	300MM	1	64504.300.001	559MM	1	64504.559.001
203MM	1	64504.203.001	318MM	1	64504.318.001	610MM	1	64504.610.001

Full pipe clamp

Hele kapbeugel / Collier de serrage

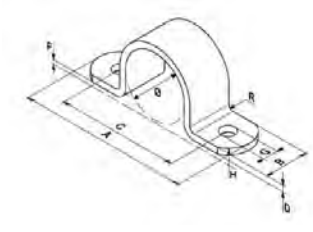

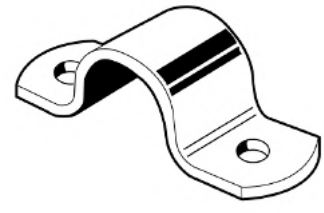

Technical Data

ø	For pipe ø	A	B	C	D	F	G	H	R
22	1/2	80	25	55	3	3	9	18	4
27	3/4	92	30	62	4	4	11	18	5
34	1	98	30	68	4	4	11	18	5
42	1.1/4	126	40	86	6	5	14	22	6
48	1.1/2	135	40	95	6	5	14	22	6
60	2	150	40	110	6	5	14	22	6
70	-	162	40	122	6	5	14	22	6
76	2.1/2	165	40	125	6	5	14	22	6
89	3	180	40	140	6	5	14	22	6
102	3.1/2	200	40	160	8	5	14	38	10
114	4	215	40	175	8	5	14	38	10
140	5	260	50	210	10	6	18	60	12
168	6	293	50	243	12	6	18	60	12
194	7	326	50	276	12	6	18	60	12
219	8	356	50	306	12	6	18	60	12
273	10	410	50	360	12	6	22	60	12
324	12	480	60	420	12	8	22	60	12

Article groups

Material	Surface treatment	Code	Page
St.	Plain	64501	12-40
St.	HDG	64502	12-41

12

64501	Full pipe clamp / Hele kapbeugel / Collier de serrage	F11B

Material Steel
Surface treatment Plain



ø	✉	Art.number	ø	✉	Art.number	ø	✉	Art.number
22MM	1	64501.022.001	60MM	1	64501.060.001	114MM	1	64501.114.001
27MM	1	64501.027.001	70MM	1	64501.070.001	140MM	1	64501.140.001
34MM	1	64501.034.001	76MM	1	64501.076.001	194MM	1	64501.194.001
42MM	1	64501.042.001	89MM	1	64501.089.001	219MM	1	64501.219.001
48MM	1	64501.048.001	102MM	1	64501.102.001			

64502 **Full pipe clamp / Hele kapbeugel / Collier de serrage** **F11B**

Material Steel
Surface treatment Hot dip galvanized



ø	✉	Art.number	ø	✉	Art.number	ø	✉	Art.number
22MM	1	64502.022.001	60MM	1	64502.060.001	168MM	1	64502.168.001
27MM	1	64502.027.001	76MM	1	64502.076.001	219MM	1	64502.219.001
42MM	1	64502.042.001	89MM	1	64502.089.001	273MM	1	64502.273.001
48MM	1	64502.048.001	114MM	1	64502.114.001	324MM	1	64502.324.001

Full pipe clamp stainless steel

Hele kapbeugel RVS / Collier de serrage inox

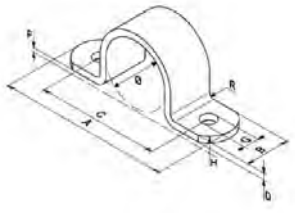

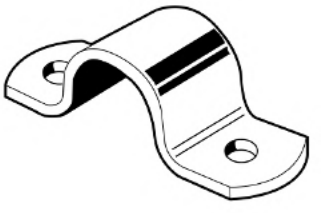

Technical Data

ø	A	B	C	D	F	For pipe ø	G	H	R
12	63	25	39	3	3	-	7	20	3
16	67	25	43	3	3	-	7	20	3
18	69	25	45	3	3	3/8	7	20	3
20	71	25	47	3	3	-	7	20	3
22	73	25	49	3	3	1/2	7	20	3
25	76	25	52	3	3	-	7	20	3
27	78	25	54	3	3	3/4	7	20	3
30	81	25	57	3	3	-	7	20	3
32	83	25	59	3	3	-	7	20	3
34	85	25	61	3	3	1	7	20	3
38	89	25	65	3	3	-	7	20	3
42	102	30	74	3	3	1.1/4	10	25	4
45	105	30	77	3	3	-	10	25	4
48	108	30	80	3	3	1.1/2	10	25	4
57	117	30	89	3	3	-	10	25	4
60	120	30	92	3	3	2	10	25	4
70	138	40	110	4	4	-	10	30	4
76	144	40	116	4	4	2.1/2	10	30	4
89	157	40	129	4	4	3	10	30	4
102	170	40	142	4	4	3.1/2	10	30	4
108	176	40	148	4	4	-	10	30	4
114	182	40	154	4	4	4	10	30	4
120	188	40	160	4	4	-	10	30	4
127	195	40	167	4	4	-	10	30	4
133	218	50	182	5	5	-	12	40	5
140	225	50	189	5	5	5	12	40	5
152	237	50	201	5	5	-	12	40	5
159	244	50	208	5	5	-	12	40	5
168	253	50	217	5	5	6	12	40	5
191	276	50	240	5	5	-	12	40	5
219	304	50	268	5	5	8	12	40	5
241	341	50	301	5	5	-	14	40	8
273	373	50	333	5	5	10	14	40	8
324	424	50	384	5	5	12	14	40	8
368	468	50	428	5	5	16	14	40	8
406	506	50	466	5	5	-	14	40	8
457	557	50	517	5	5	20	14	40	8
520	620	50	580	5	5	22	14	40	8
610	710	50	670	5	5	24	14	40	8

FABORY

Article groups

Material	Code	Page
St.st. A2	64505	12-42
St.st. A4	64506	12-42

64505 **Full pipe clamp stainless steel / Hele kapbeugel RVS / Collier de serrage inox** **F11B**

Material Stainless steel A2



ø	✉	Art.number	ø	✉	Art.number	ø	✉	Art.number
12MM	1	64505.012.001	48MM	1	64505.048.001	152MM	1	64505.152.001
16MM	1	64505.016.001	57MM	1	64505.057.001	159MM	1	64505.159.001
18MM	1	64505.018.001	60MM	1	64505.060.001	168MM	1	64505.168.001
20MM	1	64505.020.001	70MM	1	64505.070.001	191MM	1	64505.191.001
22MM	1	64505.022.001	76MM	1	64505.076.001	219MM	1	64505.219.001
25MM	1	64505.025.001	89MM	1	64505.089.001	241MM	1	64505.241.001
27MM	1	64505.027.001	102MM	1	64505.102.001	273MM	1	64505.273.001
30MM	1	64505.030.001	108MM	1	64505.108.001	324MM	1	64505.324.001
32MM	1	64505.032.001	114MM	1	64505.114.001	368MM	1	64505.368.001
34MM	1	64505.034.001	120MM	1	64505.120.001	406MM	1	64505.406.001
38MM	1	64505.038.001	127MM	1	64505.127.001	457MM	1	64505.457.001
42MM	1	64505.042.001	133MM	1	64505.133.001	520MM	1	64505.520.001
45MM	1	64505.045.001	140MM	1	64505.140.001	610MM	1	64505.610.001

64506 **Full pipe clamp stainless steel / Hele kapbeugel RVS / Collier de serrage inox** **F11B**

Material Stainless steel A4



ø	✉	Art.number	ø	✉	Art.number	ø	✉	Art.number
12MM	1	64506.012.001	48MM	1	64506.048.001	152MM	1	64506.152.001
16MM	1	64506.016.001	57MM	1	64506.057.001	159MM	1	64506.159.001
18MM	1	64506.018.001	60MM	1	64506.060.001	168MM	1	64506.168.001
20MM	1	64506.020.001	70MM	1	64506.070.001	191MM	1	64506.191.001
22MM	1	64506.022.001	76MM	1	64506.076.001	219MM	1	64506.219.001
25MM	1	64506.025.001	89MM	1	64506.089.001	241MM	1	64506.241.001
27MM	1	64506.027.001	102MM	1	64506.102.001	273MM	1	64506.273.001
30MM	1	64506.030.001	108MM	1	64506.108.001	324MM	1	64506.324.001
32MM	1	64506.032.001	114MM	1	64506.114.001	368MM	1	64506.368.001
34MM	1	64506.034.001	120MM	1	64506.120.001	406MM	1	64506.406.001
38MM	1	64506.038.001	127MM	1	64506.127.001	457MM	1	64506.457.001
42MM	1	64506.042.001	133MM	1	64506.133.001	520MM	1	64506.520.001
45MM	1	64506.045.001	140MM	1	64506.140.001	610MM	1	64506.610.001

Sealing push-in cap, cylindrical

Afdichtende inpersdop, cilindrisch / Capuchon de fermeture, cylindrique

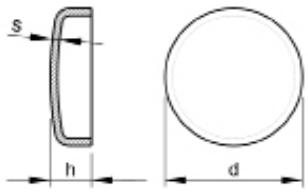

DIN ≈443



Technical Data

d (zc10)	h (js16)	s
8	3	0.75
10	3	0.75
12	4	1
14	5	1
16	5	1
18	6	1
20	6	1
22	7	1.6
24	7	1.6
25	8	1.6
28	9	1.6

d (zc10)	h (js16)	s
30	9	1.6
32(#DIN)	10	1.6
36	11	1.6
38(#DIN)	12	1.6
40	12	1.6
42	13	1.6
45	14	1.6
50	15	1.6
52(#DIN)	16	2
56	17	2

Article groups

Material	Surface treatment	Code	Page
St.	Plain	72155	12-43
St.	ZPL	72150	12-43

72155 Sealing push-in cap, cylindrical / Afdichtende inpersdop, cilindrisch / Capuchon de fermeture, cylindrique Y92A

Material Steel
Surface treatment Plain



d	✉	Art.number	d	✉	Art.number	d	✉	Art.number
8MM*	100	72155.080.001	22MM*	100	72155.220.001	38MM*	50	72155.380.001
10MM*	100	72155.100.001	25MM*	100	72155.250.001	40MM*	25	72155.400.001
12MM*	100	72155.120.001	28MM*	100	72155.280.001	42MM*	25	72155.420.001
14MM*	100	72155.140.001	30MM*	50	72155.300.001	45MM*	25	72155.450.001
16MM*	100	72155.160.001	32MM*	50	72155.320.001	50MM*	25	72155.500.001
18MM*	100	72155.180.001	36MM*	50	72155.360.001	56MM*	10	72155.560.001
20MM*	100	72155.200.001						

72150 Sealing push-in cap, cylindrical / Afdichtende inpersdop, cilindrisch / Capuchon de fermeture, cylindrique Y92D

Material Steel
Surface treatment Zinc plated



d	✉	Art.number	d	✉	Art.number	d	✉	Art.number
8MM	10	72150.080.001	22MM	10	72150.220.001	38MM	10	72150.380.001
10MM	10	72150.100.001	24MM	10	72150.240.001	40MM	10	72150.400.001
12MM	10	72150.120.001	25MM	10	72150.250.001	45MM	10	72150.450.001
14MM	10	72150.140.001	28MM	10	72150.280.001	50MM	10	72150.500.001
16MM	10	72150.160.001	30MM	10	72150.300.001	52MM	10	72150.520.001
18MM	10	72150.180.001	36MM	10	72150.360.001	56MM	10	72150.560.001
20MM	10	72150.200.001						

FABORY

Sealing washer

Expansieplaat / Rondelle de fermeture

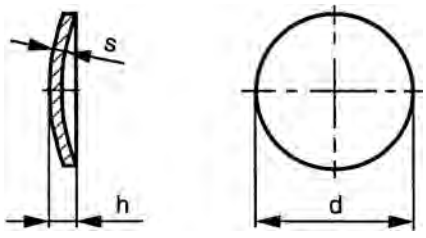

DIN 470



Technical Data

d (js11)	h	s	d (js11)	h	s
6	1.67	1	34	5.11	2
8	1.94	1	36	5.36	2
10	2.67	1.6	38	5.6	2
12	2.77	1.6	40	5.7	2
14	2.94	1.6	42	5.8	2
16	3.11	1.6	45	6.15	2
18	3.28	1.6	48	6.38	2
20	3.45	1.6	50	6.62	2
22	4.09	2	52	6.66	2
25	4.38	2	56	7.06	2
28	4.53	2	60	7.47	2
30	4.77	2	63	7.7	2
32	4.95	2	80	10.41	3

Article groups

Material	Surface treatment	Code	Page
St.	Plain	72165	12-44
St.	ZPL	72160	12-44

72165 **Sealing washer / Expansieplaat / Rondelle de fermeture** **Y92A**

Material Steel
Surface treatment Plain



d	✉	Art.number	d	✉	Art.number	d	✉	Art.number
6MM*	100	72165.060.001	25MM*	500	72165.250.001	45MM	50	72165.450.001
8MM*	100	72165.080.001	28MM*	500	72165.280.001	48MM*	50	72165.480.001
10MM*	1.000	72165.100.001	30MM*	250	72165.300.001	50MM*	50	72165.500.001
12MM*	100	72165.120.001	32MM*	100	72165.320.001	52MM*	50	72165.520.001
14MM*	1.000	72165.140.001	34MM*	50	72165.340.001	56MM*	50	72165.560.001
16MM*	1.000	72165.160.001	36MM*	50	72165.360.001	60MM*	50	72165.600.001
18MM*	100	72165.180.001	38MM*	50	72165.380.001	63MM*	25	72165.630.001
20MM*	100	72165.200.001	40MM*	50	72165.400.001	80MM*	25	72165.800.001
22MM*	100	72165.220.001	42MM*	50	72165.420.001			

72160 **Sealing washer / Expansieplaat / Rondelle de fermeture** **Y92D**

Material Steel
Surface treatment Zinc plated



d	✉	Art.number	d	✉	Art.number	d	✉	Art.number
10MM	20	72160.100.001	22MM	20	72160.220.001	36MM	20	72160.360.001
12MM	20	72160.120.001	25MM	20	72160.250.001	38MM	20	72160.380.001
14MM	20	72160.140.001	28MM	20	72160.280.001	40MM	20	72160.400.001
16MM	20	72160.160.001	30MM	20	72160.300.001	45MM	20	72160.450.001
18MM	20	72160.180.001	32MM	20	72160.320.001	50MM	20	72160.500.001
20MM	20	72160.200.001	34MM	20	72160.340.001	56MM	20	72160.560.001

Lubricating nipple, cone type, metric thread

Smeernippel, conisch, metrisch / Graisseur à tête sphérique

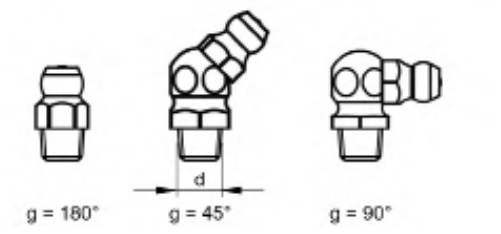

DIN **≈71412**



- Metric external taper screw thread according ≈ DIN 158..

Article groups

Thread	Material	Surface treatment	Code	Page
M	St.	ZPL	72210	12-45
M	St.st. A1		72213	12-45

72210 **Lubricating nipple, cone type, metric thread / Smeernippel, conisch, metrisch / Graisseur à tête sphérique** **Y05A**

Thread Metric thread
Material Steel
Surface treatment Zinc plated



d - g	✉	Art.number	d - g	✉	Art.number	d - g	✉	Art.number
M6-45°	100	72210.060.045	M8-90°	100	72210.080.090	M10-180°	100	72210.100.180
M6-90°	100	72210.060.090	M8-180°	100	72210.080.180	M12-45°	50	72210.120.045
M6-180°	100	72210.060.180	M10-45°	100	72210.100.045	M12-90°	50	72210.120.090
M8-45°	100	72210.080.045	M10-90°	100	72210.100.090	M12-180°	50	72210.120.180

72213 **Lubricating nipple, cone type, metric thread / Smeernippel, conisch, metrisch / Graisseur à tête sphérique** **Y05A**

Thread Metric thread
Material Stainless steel A1



d - g	✉	Art.number	d - g	✉	Art.number	d - g	✉	Art.number
M6-45°	50	72213.060.045	M8-45°	50	72213.080.045	M10-45°	50	72213.100.045
M6-90°	50	72213.060.090	M8-90°	50	72213.080.090	M10-90°	50	72213.100.090
M6-180°	50	72213.060.180	M8-180°	50	72213.080.180	M10-180°	50	72213.100.180

FABORY

Lubricating nipple, cone type, drive-in

Smeernippel, conisch, inslag / Graisseur à tête sphérique, drive type

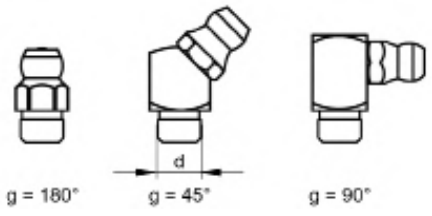



- Drill hole tolerance in steel – 0,25 to 0,3 mm, aluminium 0,15 to 0,2 mm and in castings – 0,1 mm.

72230 **Lubricating nipple, cone type, drive-in / Smeernippel, conisch, inslag / Graisseur à tête sphérique, drive type** **Y05A**

Material Steel
Surface treatment Zinc plated



d - g	✉	Art.number	d - g	✉	Art.number	d - g	✉	Art.number
6MM-45°	100	72230.060.045	8MM-45°	100	72230.080.045	10MM-45°	100	72230.100.045
6MM-90°	100	72230.060.090	8MM-90°	100	72230.080.090	10MM-90°	100	72230.100.090
6MM-180°	100	72230.060.180	8MM-180°	100	72230.080.180	10MM-180°	100	72230.100.180

Lubricating nipple, cupped type

Trechtermodel smeernippel / Graisseur à trémie

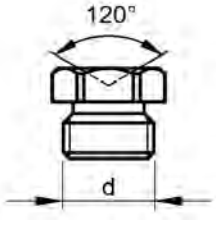

DIN 3405 A



72170 **Lubricating nipple, cupped type / Trechtermodel smeernippel / Graisseur à trémie** **Y05A**

Thread Metric fine thread
Material Steel
Surface treatment Zinc plated



d x P	✉	Art.number	d x P	✉	Art.number	d x P	✉	Art.number
M6X0,75	100	72170.060.075	M8X1,00	100	72170.080.100			
M6X1,00	100	72170.060.100	M8X1,25	100	72170.080.125	M10X1,00	100	72170.100.100

12

Lubricating nipple, button head type

Smeernippel, vlak / Graisseur type plat

DIN ≈3404 A

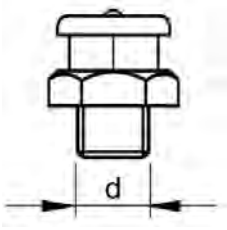



- For mouthpiece 16 mm

72186 **Lubricating nipple, button head type / Smeernippel, vlak / Graisseur type plat** **Y05A**

Thread	Metric fine thread
Material	Steel
Surface treatment	Zinc plated



d x P	✉	Art.number	d x P	✉	Art.number	d x P	✉	Art.number
M6X1,00	100	72186.060.100	M8X1,25	100	72186.080.125	M10X1,00	100	72186.100.100
						M10X1,50	100	72186.100.150
M8X1,00	100	72186.080.100						

Lubricating nipple, cone type MF

Smeernippel, conisch MF / Graisseur à tête sphérique MF

DIN ≈71412

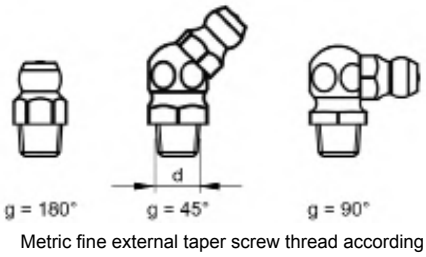

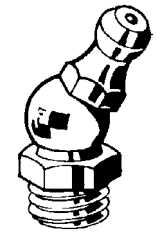

- Metric fine external taper screw thread according ≈ DIN 158

72220 **Lubricating nipple, cone type MF / Smeernippel, conisch MF / Graisseur à tête sphérique MF** **Y05A**

Thread	Metric fine thread
Material	Steel
Surface treatment	Zinc plated



d x P - g	✉	Art.number	d x P - g	✉	Art.number	d x P - g	✉	Art.number
M6X1,00-45°	100	72220.060.045	M8X1,00-45°	100	72220.080.045	M12X1,50-45°	50	72220.120.045
M6X1,00-90°*	100	72220.060.090	M8X1,00-90°	100	72220.080.090	M12X1,50-90°	50	72220.120.090
M6X1,00-180°	100	72220.060.180	M8X1,00-180°	100	72220.080.180	M12X1,50-180°	50	72220.120.180

FABORY

Lubricating nipple, cone type MEF

Smeernippel, conisch MEF / Graisseur à tête sphérique MEF

DIN ≈71412

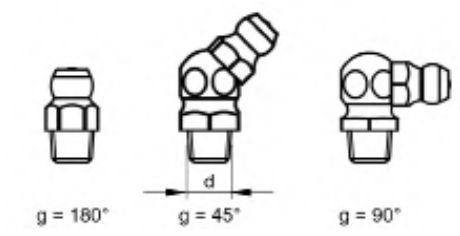



- Metric extra fine external taper screw thread according ≈ DIN 158

72221 **Lubricating nipple, cone type MEF / Smeernippel, conisch MEF / Graisseur à tête sphérique MEF** **Y05A**

Thread Metric extra fine thread
Material Steel
Surface treatment Zinc plated



d x P - g	✉	Art.number	d x P - g	✉	Art.number	d x P - g	✉	Art.number
M6X0,75-45°	100	72221.060.045	M8X0,75-90°	100	72221.080.090	M10X1,00-180°	100	72221.100.180
M6X0,75-90°	100	72221.060.090	M8X0,75-180°	100	72221.080.180			
M6X0,75-180°	100	72221.060.180				M12X1,00-45°	50	72221.120.045
			M10X1,00-45°	100	72221.100.045	M12X1,00-90°	50	72221.120.090
M8X0,75-45°	100	72221.080.045	M10X1,00-90°	100	72221.100.090	M12X1,00-180°	50	72221.120.180

Lubricating nipple, cone type, pipe thread

Smeernippel, conisch, pijpschroefdraad / Graisseur à tête sphérique, filetage cylindrique pour tuyauterie

DIN ≈71412

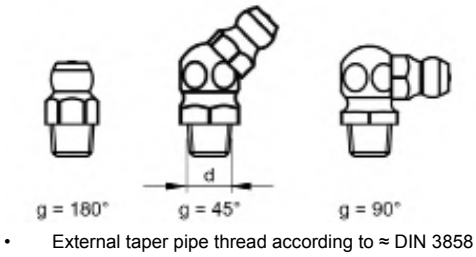

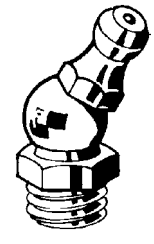

- External taper pipe thread according to ≈ DIN 3858

Article groups

Thread	Material	Surface treatment	Code	Page
R	St.	ZPL	72240	12-48
R	St.st.		72243	12-49

12

72240 **Lubricating nipple, cone type, pipe thread / Smeernippel, conisch, pijpschroefdraad / Graisseur à tête sphérique, filetage cylindrique pour tuyauterie** **Y05A**

Thread Conical Taper pipe thread
Material Steel
Surface treatment Zinc plated



d - g	✉	Art.number	d - g	✉	Art.number	d - g	✉	Art.number
R1/8-45°	100	72240.031.045	R1/4-90°	50	72240.063.090	R3/8-180°	25	72240.096.180
R1/8-90°	100	72240.031.090	R1/4-180°	50	72240.063.180	R1/2-45°	25	72240.127.045
R1/8-180°	100	72240.031.180	R3/8-45°	25	72240.096.045	R1/2-90°	25	72240.127.090
R1/4-45°	50	72240.063.045	R3/8-90°	25	72240.096.090	R1/2-180°	25	72240.127.180

72243	Lubricating nipple, cone type, pipe thread / Smeernippel, conisch, pijpschroefdraad / Graisseur à tête sphérique, filetage cylindrique pour tuyauterie	Y05A

Thread Conical Taper pipe thread
Material Stainless steel



d - g	✉	Art.number	d - g	✉	Art.number	d - g	✉	Art.number
R1/8-45°	50	72243.031.045	R1/8-180°	50	72243.031.180	R1/4-90°	50	72243.063.090
R1/8-90°	50	72243.031.090	R1/4-45°	50	72243.063.045	R1/4-180°	50	72243.063.180

Lubricating nipple, cone type, UNF

Smeernippel, conisch, UNF / Graisseur à tête sphérique, UNF

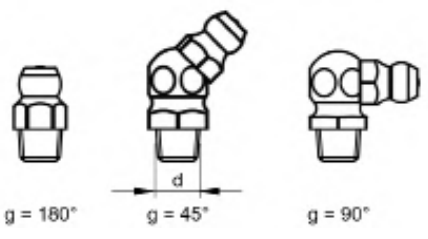

DIN ≈71412



72260	Lubricating nipple, cone type, UNF / Smeernippel, conisch, UNF / Graisseur à tête sphérique, UNF	Y05A

Thread Unified National Fine
Material Steel
Surface treatment Zinc plated



d - g	✉	Art.number	d - g	✉	Art.number	d - g	✉	Art.number
1/4-45°	100	72260.063.045	5/16-90°	100	72260.079.090	3/8-180°	100	72260.096.180
1/4-90°	100	72260.063.090	5/16-180°	100	72260.079.180	1/2-45°	50	72260.127.045
1/4-180°	100	72260.063.180	3/8-45°	100	72260.096.045	1/2-90°	50	72260.127.090
5/16-45°	100	72260.079.045	3/8-90°	100	72260.096.090	1/2-180°	50	72260.127.180

FABORY

Lubricating nipple, button head type, pipe thread

Smeernippel, vlak, pijpschroefdraad / Gaisseur type plat, filetage cylindrique pour tuyauterie

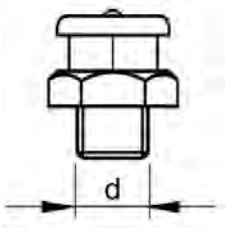

DIN ≈3404 A



- Parallel pipe thread according to DIN ISO 228-1
- For mouthpiece 16 mm

72185 **Lubricating nipple, button head type, pipe thread / Smeernippel, vlak, pijpschroefdraad / Gaisseur type plat, filetage cylindrique pour tuyauterie** **Y05A**

Thread	Cylindrical pipe thread
Material	Steel
Surface treatment	Zinc plated



d	✉	Art.number	d	✉	Art.number	d	✉	Art.number
G1/8	100	72185.031.001	G1/4	100	72185.063.001	G3/8	100	72185.096.001

Multiple connector

Multiverbindingssysteem / Raccord multi-connexion

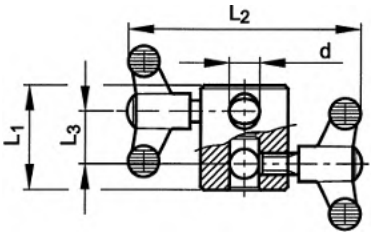



Technical Data

d	L_1	L_2	L_3
10	40	88	20
12	44	90	20
16	56	127.2	24

- Aluminium with steel class 5.8 zinc plated and Cr(VI)-free passivated, threaded pin and thermoplastic winged knobs

57007 **Multiple connector / Multiverbindingssysteem / Raccord multi-connexion** **W03A**

Material	Aluminium



d	✉	Art.number	d	✉	Art.number	d	✉	Art.number
10MM*	1	57007.100.001	12MM	1	57007.120.001	16MM*	1	57007.160.001

Clamping joint individually adjustable

Spansysteem verstelbaar / Raccord multi-connexions

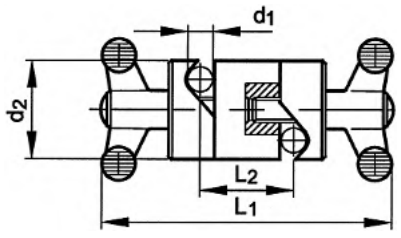

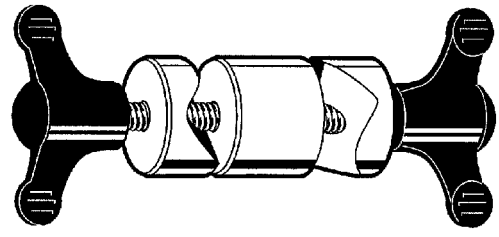

Technical Data

d_1	d_2	L_1	L_2
10	32	100	32
12	36	104	34
16	45	143.2	44

- Aluminium with steel class 5.8 zinc plated and Cr(VI)-free passivated, threaded pin and thermoplastic winged knobs

57008 **Clamping joint individually adjustable / Spansysteem verstelbaar / Raccord multi-connexions** **W03A**

Material Aluminium

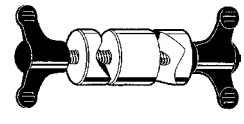

d_1	✉	Art.number	d_1	✉	Art.number	d_1	✉	Art.number
10MM*	1	57008.100.001	12MM	1	57008.120.001	16MM*	1	57008.160.001

Welding hinge

Lasscharnier / Charnière à souder

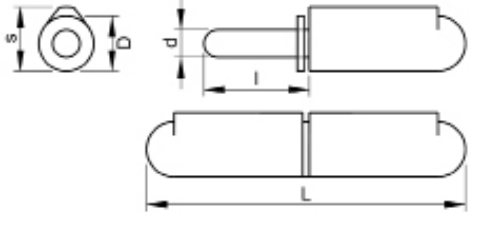



Technical Data

L	d	D	l	s
40	5	8	15	10
50	5	8	15	10
60	6	10	19.5	12
70	7	11.5	23	14
80	8	13	25.5	16
100	10	16	32	20
120	11	16	34	20
135	12	20	43	22.5
150	13	20	47.5	25.3
180	13	20	53	25.3
200	16	23	58	29

Article groups

Material	Surface treatment		Code	Page
St.	Plain	hinge with weld-on lip steel, pin and ring brass	87911	12-52
St.st.		hinge with weld-on lip AISI 304, pin and ring AISI 303	87916	12-52

87911 **Welding hinge / Lasscharnier / Charnière à souder** **POM1**

Material Steel
Surface treatment Plain



Size	✉	Art.number	Size	✉	Art.number	Size	✉	Art.number
40	25	87911.000.040	80	25	87911.000.080	150	25	87911.000.150
50	25	87911.000.050	100	25	87911.000.100	180	25	87911.000.180
60	25	87911.000.060	120	25	87911.000.120	200	25	87911.000.200
70	25	87911.000.070	135	25	87911.000.135			

87916 **Welding hinge / Lasscharnier / Charnière à souder** **POM1**

Material Stainless steel



Size	✉	Art.number	Size	✉	Art.number	Size	✉	Art.number
60	25	87916.000.060	100	25	87916.000.100	180MM	25	87916.000.180
80	25	87916.000.080	120	25	87916.000.120			

Hinge

Scharnier / Charnière

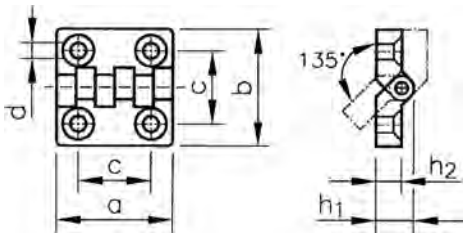



Technical Data

a x b	c	Diameter (mm)	h_1	h_2
48 x 48	30	6.5	15.5	10.5
64 x 64	40	6.5	19	13

Assembly data

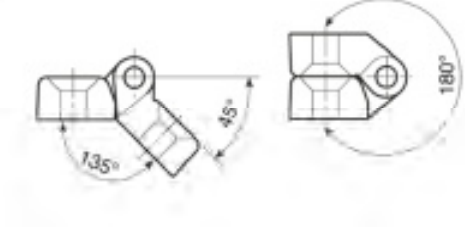

57013 **Hinge / Scharnier / Charnière** **W03A**

Material Glass-fiber reinforced polyamide
Color Black



a x b	✉	Art.number	a x b	✉	Art.number
48X48MM	4	57013.040.040	64X64MM	4	57013.064.064

Cylindrical mounting type A

Cilindrische demper type A / Amortisseur type A

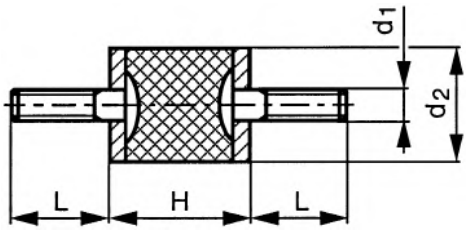



Technical Data

Type	d_1	d_2	H	Length (L) (mm)	Max. allowable shear load (N)	Max. compression load (N)
A10/10	M4	10	10	10	20	40
A15/08	M4	15	8	10	25	60
A15/15	M4	15	15	10	40	100
A18/8.5	M6	18	8.5	16	70	180
A20/15	M6	20	15	18	70	160
A20/20	M6	20	20	18	70	160
A20/25	M6	20	25	18	60	150
A25/10	M6	25	10	18	120	300
A25/15	M6	25	15	18	110	290
A25/20	M6	25	20	18	110	280
A25/25	M6	25	25	18	105	260
A25/30	M6	25	30	18	90	250
A30/15	M8	30	15	20	170	500
A30/20	M8	30	20	20	170	440
A30/30	M8	30	30	20	150	380
A30/40	M8	30	40	20	100	300
A40/30	M8	40	30	23	300	700
A40/40	M8	40	40	23	260	650
A50/20	M10	50	20	28	500	2.000
A50/25	M10	50	25	28	500	1.400
A50/30	M10	50	30	28	500	1.400
A50/40	M10	50	40	28	450	1.100
A50/45	M10	50	45	28	450	1.050
A50/50	M10	50	50	28	420	1.050
A70/45	M10	70	45	28	900	2.300
A75/25	M12	75	25	37	1.000	3.400
A75/40	M12	75	40	37	1.000	2.900
A75/50	M12	75	50	37	1.000	2.800
A75/55	M12	75	55	37	1.000	2.500
A100/40	M16	100	40	41	2.000	6.600
A100/55	M16	100	55	41	2.000	5.100
A100/60	M16	100	60	41	2.000	5.100
A100/65	M16	100	65	41	2.000	5.100

- Extension material natural rubber 55°/60° Shore A

57770 **Cylindrical mounting type A / Cilindrische demper type A / Amortisseur type A** **S21A**

Thread Metric thread
Material Steel/natural rubber
Surface treatment Zinc plated

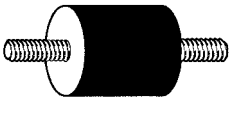

Type	✉	Art.number	Type	✉	Art.number	Type	✉	Art.number
A10/10	10	57770.010.010	A25/30	10	57770.025.030	A50/45	5	57770.050.045
A15/8	10	57770.015.008	A30/15	10	57770.030.015	A50/50	5	57770.050.050
A15/15	10	57770.015.015	A30/20	10	57770.030.020	A70/45	5	57770.070.045
A18/8,5	10	57770.018.008	A30/30	10	57770.030.030	A75/25	5	57770.075.025
A20/15	10	57770.020.015	A30/40	10	57770.030.040	A75/40	5	57770.075.040
A20/20	10	57770.020.020	A40/30	10	57770.040.030	A75/50	5	57770.075.050
A20/25	10	57770.020.025	A40/40	10	57770.040.040	A75/55	5	57770.075.055
A25/10	10	57770.025.010	A50/20	5	57770.050.020	A100/40	2	57770.100.040
A25/15	10	57770.025.015	A50/25	5	57770.050.025	A100/55	2	57770.100.055
A25/20	10	57770.025.020	A50/30	5	57770.050.030	A100/60	2	57770.100.060
A25/25	10	57770.025.025	A50/40	5	57770.050.040	A100/60	2	57770.100.065

FABORY

Cylindrical mounting type B

Cilindrische demper type B / Amortisseur type B

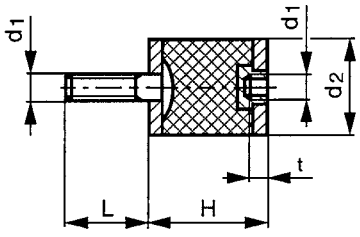

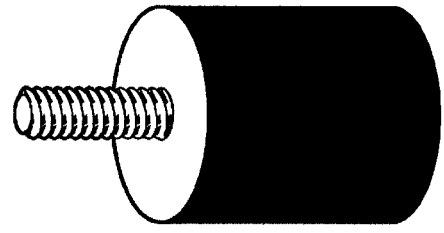

Technical Data

Type	d_1	d_2	H	Length (L) (mm)	Max. allowable shear load (N)	Max. compression load (N)	t
B10/10	M4	10	10	10	10	56	4
B15/15	M4	15	15	10	50	115	4
B20/15	M6	20	15	18	105	160	6
B20/20	M6	20	20	18	90	160	6
B20/25	M6	20	25	18	90	150	6
B25/15	M6	25	15	18	160	290	6
B25/20	M6	25	20	18	145	280	6
B25/25	M6	25	25	18	135	260	6
B25/30	M6	25	30	18	135	250	6
B30/15	M8	30	15	20	208	676	8
B30/20	M8	30	20	20	210	380	8
B30/30	M8	30	30	20	190	355	8
B30/40	M8	30	40	23	340	600	8
B40/30	M8	40	30	23	340	600	8
B40/40	M8	40	40	23	330	600	8
B50/20	M10	50	20	28	455	1.300	10
B50/30	M10	50	30	28	500	1.200	10
B50/40	M10	50	40	28	315	1.100	10
B50/45	M10	50	45	28	510	1.050	10
B50/50	M10	50	50	28	505	1.050	10
B70/45	M10	70	45	28	995	2.200	10
B75/40	M12	75	40	37	1.215	2.900	12
B75/50	M12	75	50	37	1.185	2.600	12
B75/55	M12	75	55	37	1.170	2.400	12
B100/40	M16	100	40	41	2.310	6.500	16
B100/55	M16	100	55	41	2.180	5.100	16
B100/60	M16	100	60	41	2.125	5.000	16

- Extension material natural rubber 55°/60° shore.A

57771 **Cylindrical mounting type B / Cilindrische demper type B / Amortisseur type B** **S21A**

Thread Metric thread
Material Steel/natural rubber
Surface treatment Zinc plated

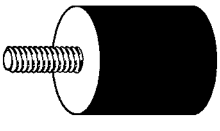

RoHS

12

Type	✉	Art.number	Type	✉	Art.number	Type	✉	Art.number
B10/10	10	57771.010.010	B30/15	10	57771.030.015	B50/45	5	57771.050.045
B15/15	10	57771.015.015	B30/20	10	57771.030.020	B50/50	5	57771.050.050
B20/15	10	57771.020.015	B30/30	10	57771.030.030	B70/45	5	57771.070.045
B20/20	10	57771.020.020	B30/40	10	57771.030.040	B75/40	5	57771.075.040
B20/25	10	57771.020.025	B40/30	10	57771.040.030	B75/50	5	57771.075.050
B25/15	10	57771.025.015	B40/40	10	57771.040.040	B75/55	5	57771.075.055
B25/20	10	57771.025.020	B50/20	5	57771.050.020	B100/40	2	57771.100.040
B25/25	10	57771.025.025	B50/30	5	57771.050.030	B100/55	2	57771.100.055
B25/30	10	57771.025.030	B50/40	5	57771.050.040	B100/60	2	57771.100.060

Cylindrical mounting type C

Cilindrische demper type C / Amortisseur type C

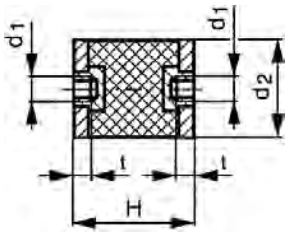

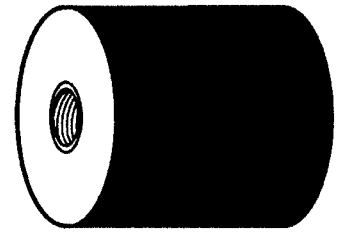

Technical Data

Type	d_1	d_2	H	Max. allowable shear load (N)	Max. compression load (N)	t
C10/10	M4	10	10	12	96	5
C15/15	M4	15	15	40	120	5
C20/20	M6	20	20	50	170	6
C20/25	M6	20	25	40	150	6
C25/20	M6	25	20	90	280	6
C25/25	M6	25	25	80	260	6
C25/30	M6	25	30	80	250	6
C30/20	M8	30	20	120	380	8
C30/30	M8	30	30	110	355	8
C30/40	M8	30	40	208	429	8
C40/30	M8	40	30	250	700	8
C40/40	M8	40	40	250	650	8
C50/30	M10	50	30	400	1.200	10
C50/40	M10	50	40	400	1.100	10
C50/45	M10	50	45	400	1.050	10
C50/50	M10	50	50	400	1.050	10
C70/45	M10	70	45	750	2.200	10
C75/40	M12	75	40	900	2.900	12
C75/50	M12	75	50	900	2.600	12
C100/40	M16	100	40	1.500	6.500	16
C100/55	M16	100	55	1.500	5.100	16
C100/60	M16	100	60	1.500	5.000	16

- Extension material natural rubber 55°/60° Shore.A

57780 **Cylindrical mounting type C / Cilindrische demper type C / Amortisseur type C** **S21A**

Thread Metric thread
Material Steel/natural rubber
Surface treatment Zinc plated

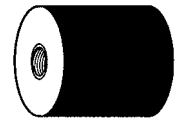

Type	✉	Art.number	Type	✉	Art.number	Type	✉	Art.number
C10/10	10	57780.010.010	C30/20	10	57780.030.020	C50/45	5	57780.050.045
C15/15	10	57780.015.015	C30/30	10	57780.030.030	C50/50	5	57780.050.050
C20/20	10	57780.020.020	C30/40	10	57780.030.040	C70/45	5	57780.070.045
C20/25	10	57780.020.025	C40/30	10	57780.040.030	C75/40	5	57780.075.040
C25/20	10	57780.025.020	C40/40	10	57780.040.040	C75/50	5	57780.075.050
C25/25	10	57780.025.025	C50/30	5	57780.050.030	C100/40	2	57780.100.040
C25/30	10	57780.025.030	C50/40	5	57780.050.040	C100/55	2	57780.100.055

FABORY

Cylindrical mounting type D and KD

Cilindrische demper / Amortisseur type D-KD

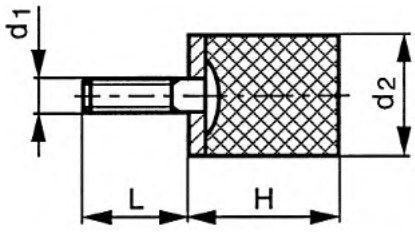

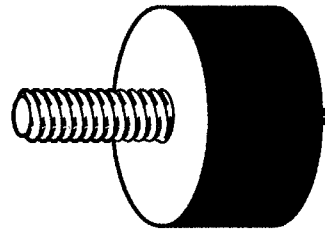

Technical Data

Type	d_1	d_2	H	Length (L) (mm)	Max. compression load (N)
D10/10	M4	10	10	10	59
D20/15	M6	20	15	18	160
KD25/17	M6	25	17	18	250
D25/17	M6	25	17	18	290
D30/17	M8	30	17	20	380
D30/20	M8	30	20	20	350
D40/28	M8	40	28	23	680
D40/30	M8	40	30	23	660
D40/38	M8	40	38	23	660
KD50/18	M10	50	18	28	1.400
D50/20	M10	50	20	28	1.500
D50/42	M10	50	42	28	1.100
D70/42	M10	70	42	28	2.200
D70/142	M10	70	42	30	2.300
D75/25	M12	75	25	37	5.446
D100/40	M16	100	40	41	6.600

- Extension material natural rubber 55°/60° Shore.A

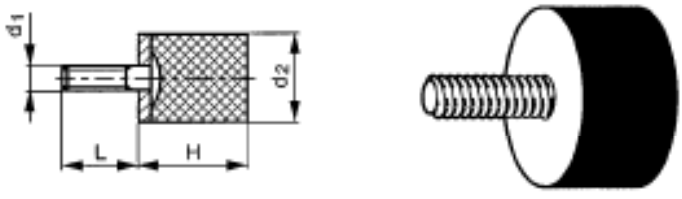

TYPE D

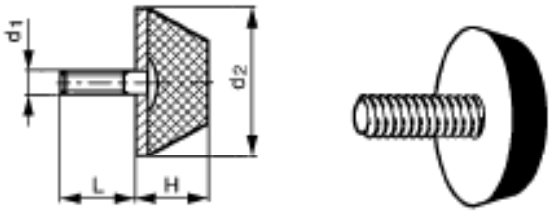

TYPE KD

57779 **Cylindrical mounting type D and KD / Cilindrische demper / Amortisseur type D-KD** **S21A**

Thread	Metric thread
Material	Steel/natural rubber
Surface treatment	Zinc plated

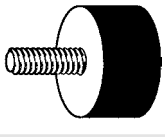

12

Type	✉	Art.number	Type	✉	Art.number	Type	✉	Art.number
D10/10	10	57779.010.010	D40/28	10	57779.040.028	D70/42	5	57779.070.042
D20/15	10	57779.020.015	D40/30	10	57779.040.030	D70/142	5	57779.070.142
DK25/17	10	57779.025.017	D40/38	10	57779.040.038	D75/25	5	57779.075.025
D25/17	10	57779.025.117	KD50/18	5	57779.050.018	D100/40	2	57779.100.040
D30/17	10	57779.030.017	D50/20	5	57779.050.020			
D30/20	10	57779.030.020	D50/42	5	57779.050.042			

Mounting type RA

Trillingdemper type RA / Amortisseur type RA

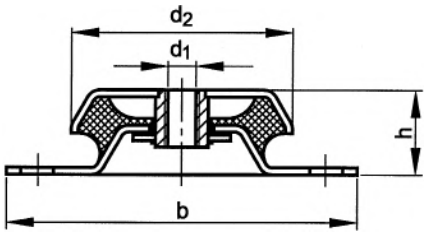



Technical Data

Type	a	b	d_1	d_2	d_3	h	Max. compression load (N)
RA 100/M10	110	130	M10	79	9	30	2.353
RA 100/M12	110	130	M12	79	9	30	2.353
RA 200/M10	124	150	M10	94	10	35	2.745
RA 200/M12	124	150	M12	94	10	35	2.745
RA 350/M12	140-148	175	M12	101	14	38	4.412
RA 350/M16	140-148	175	M16	101	14	38	4.412
RA 500/M16	158	192	M16	123	14	42	6.854
RA 800/M16	182	216	M16	144	14	46	12.748

- Domed steel cover zinc plated, vibration isolation material natural rubber (NR) 60° IRH and steel footplate with a Bonderite® Black coating.

Special features of mountings type RA:
- suitable for the effective isolation of vibration and noise on different machines with rotating movements, like compressors, combustion engines, generators, converters, pumps, industrial and marine gensets, fans, for use with presses, punches and other workshop machines.
- fitted as standard with an integral fail-safe design device with resilient stop.

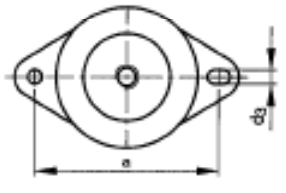

TYPE RA 100, RA 200, RA 500, RA 800

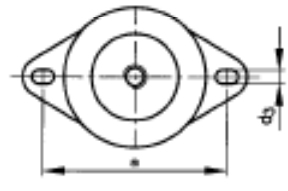

TYPE RA 350

57792 Mounting type RA / Trillingdemper type RA / Amortisseur type RA **S12A**

Thread Metric thread
Material Steel/natural rubber
Surface treatment Zinc plated

TRELLEBORG RoHS



Type	✉	Art.number	Type	✉	Art.number	Type	✉	Art.number
100-M10	2	57792.100.100	200-M12	2	57792.200.120	500-M16	1	57792.500.160
100-M12	2	57792.100.120	350-M12	1	57792.350.120	800-M16	1	57792.800.160
200-M10	2	57792.200.100	350-M16	1	57792.350.160			

FABORY

Mounting type RAEM

Trillingdemper type RAEM / Amortisseur type RAEM

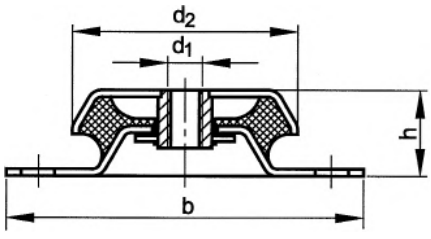



Technical Data

Type	a	b	d_1	d_2	d_3	h	Max. compression load (N)
RAEM 40/M10	88	110	M10	64	9	35.5	588
RAEM 60/M12	100	120	M12	63	11	35.5	1.176
RAEM 125/M10	110	135	M10	84	11	35.5	1.765
RAEM 125/M12	110	135	M12	84	11	35.5	1.765
RAEM 350/M12	140-148	175	M12	110	14	42	3.922
RAEM 350/M16	140-148	175	M16	110	14	42	3.922
RAEM 800/M16	182	216	M16	155	14	54	7.845

- Domed steel cover zinc plated, vibration isolation material natural rubber (NR) 60° IRH and steel footplate with a Bonderite black coating.

Special features of FABORY mountings type RAEM:
- For applications demanding maximum isolation.
- Suitable for the effective isolation of vibration and noise on different machines with rotating movements, like compressors, AC units, industrial fans, generators, combustion engines, emergency power sets, large milling machinery, industrial and marine gen sets, refiners and defibrators.
- Fitted as standard with an integral fail-safe design device with resilient stop.

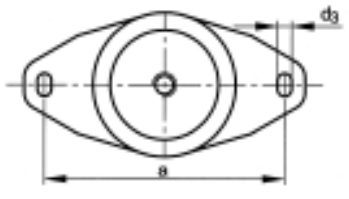

TYPE RAEM 60

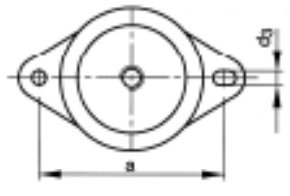

TYPE RAEM 40, RAEM 125, RAEM 800

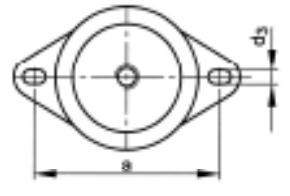

TYPE RAEM 350

57793 Mounting type RAEM / Trillingdemper type RAEM / Amortisseur type RAEM **S12A**

Thread	Metric thread
Material	Steel/natural rubber
Surface treatment	Zinc plated

TRELLEBORG

RoHS



Type	✉	Art.number	Type	✉	Art.number	Type	✉	Art.number
40-M10	2	57793.040.100	125-M12	2	57793.125.120	350-M16	1	57793.350.160
60-M12	2	57793.060.120	350-M12	1	57793.350.120	800-M16	1	57793.800.160
125-M10	2	57793.125.100						

12

Mounting type RAB

Trillingdemper type RAB / Amortisseur type RAB

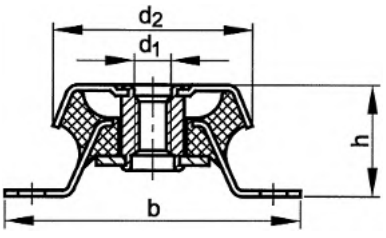



Technical Data

Type	a	b	d_1	d_2	d_3	h	Max. compression load (N)
RAB-0	76	93.5	M12	63	8.5	35	1.274
RAB-2	76	93.5	M12	63	8.5	35	1.029
RAB-3	76	93.5	M12	63	8.5	35	686

- Domed steel cover zinc plated, vibration isolation material rubber (NR) 60° IRH and steel footplate with a Bonderite® black coating.

Special features of mountings type RAB:
- optimum stiffness characteristics and horizontal stability
- especially effective on small 1, 2 and 3-cilinder diesel engines
- fitted as standard with an integral fail-safe design device with resilient stop

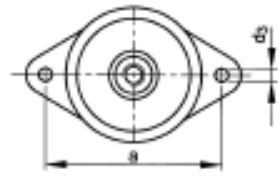

57794 Mounting type RAB / Trillingdemper type RAB / Amortisseur type RAB S12A

Thread Metric thread
Material Steel/natural rubber
Surface treatment Zinc plated



Type	✉	Art.number	Type	✉	Art.number	Type	✉	Art.number
0-M12	2	57794.000.120	2-M12	2	57794.002.120	3-M12	2	57794.003.120

FABORY

Mounting type M

Trillingdemper type M / Amortisseur type M

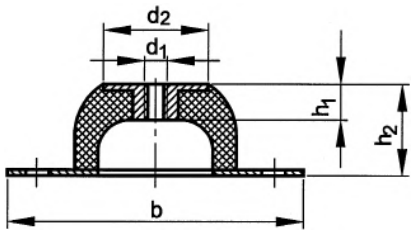



Technical Data

Type	a	b	d_1	d_2	d_3	h_1	h_2	Max. compression load (N)
M 7	50	64	M6	18	7	7	20	88
M 25	66	85	M8	33	8	11	25	490
M 50	92	114	M10	45	10	14	35	784
M 100	110	136	M10	53	11.5	15	40	1.470
M 200	124	151	M10	58	11.5	13	45	2.157
M 400	120	150	M12	78	14.5	18	63	4.903

- Domed steel cover plate, vibration isolation material natural rubber (NR) 60° IRH and steel footplate with a Bonderite® black coating.

Special features of mountings type M:
- **Highly elastic, vertically as well as horizontally.**
- **Suitable for shock attenuation.**

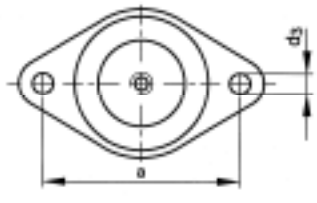

TYPE M7, M25, M50, M100, M200

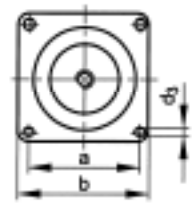

TYPE M400

57795 Mounting type M / Trillingdemper type M / Amortisseur type M **S12A**

Thread	Metric thread
Material	Steel/natural rubber
Surface treatment	Zinc plated

TRELLEBORG

RoHS



Type	✉	Art.number	Type	✉	Art.number	Type	✉	Art.number
7-M6	4	57795.007.060	50-M10	4	57795.050.100	200-M10	2	57795.200.100
25-M8	4	57795.025.080	100-M10	2	57795.100.100	400-M12	1	57795.400.120

12

Mounting type SE

Trillingdemper type SE / Amortisseur type SE

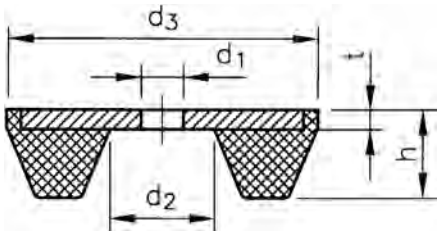



Technical Data

Type	d_1	d_2	d_3	h	Max. compression load (N)	t
SE 75	8	18	55	15	1.500	3
SE 250	10	25	75	17	4.000	4

- Special features of mountings type SE:
- A simple mounting, friction is normally sufficient to prevent the suspended equipment from ”walking”
- Suitable for office equipment, textile machinery, domestic appliances, electric motors, weighing equipment
- Cover plate steel with a Suncorite Aqua 100 Black coating, and vibration isolation material natural rubber (NR) 50° Shore.

57805 **Mounting type SE / Trillingdemper type SE / Amortisseur type SE** **S12A**

Thread Metric thread
Material Steel/natural rubber
Surface treatment Zinc plated

TRELLEBORG



Type	✉	Art.number	Type	✉	Art.number
75SE	4	57805.000.075	250SE	4	57805.000.250

Anti-vibration plate

Anti-trilmat / Plaquees anti vibration caoutchouc



Technical Data

Size	Diameter (mm)	Height (mm)	Length (L) (mm)	Max. compression load (N)	Vertical stiffness (kg)	Width (mm)
30	30	10	-	350	60	-
43	43	10	-	700	130	-
73	73	10	-	2.000	360	-
500x500	-	10	500	125.000	22.000	500

- Special features of anti-vibration plates:
- Intended, primarily, for applications with low demands on vibration isolation.
- If insufficient deflection is achieved by a single layer, multiple layers can be used
- Oil and grease resistent rubber material.
- Max. allowable compr. load in N/cm² = 50.

Article groups

Material	Code	Page
NBR	57803	12-62
NBR	57806	12-62

FABORY

57803	Anti-vibration plate / Anti-trilmat / Plaquees anti vibration caoutchouc	S12
Material	NBR	



d x H	✉	Art.number	d x H	✉	Art.number	d x H	✉	Art.number
30X10MM 4PCS	1	57803.030.001	43X10MM 4PCS	1	57803.043.001	73X10MM 4PCS	1	57803.073.001

57806	Anti-vibration plate / Anti-trilmat / Plaquees anti vibration caoutchouc	S12
Material	NBR	



L x B x H	✉	Art.number
500X500X10MM	1	57806.500.010

Mounting Cushyfloat

Trillingsdemper Cushyfloat / Support d'amortisseur Cushyfloat

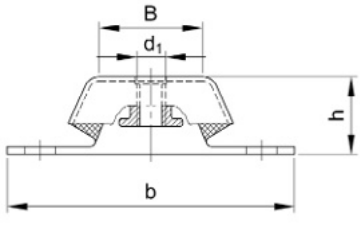



a	B	b	C	d_1	d_2	d_3	H	L_1	L_2	Max. compression load (N)
100	62	120	60	M12	-	11	38	14	-	35
100	62	120	60	M12	-	11	38	14	-	55
100	62	120	60	M12	-	11	38	14	-	80
140	76	183	75	M16	23	13	49	20	30	95
140	76	183	75	M16	23	13	49	20	30	140
140	76	183	75	M16	23	13	49	20	30	210
182	72	228	112	M20	-	18	70	26	34	250
182	72	228	112	M20	-	18	70	26	34	370
182	72	228	112	M20	-	18	70	26	34	560

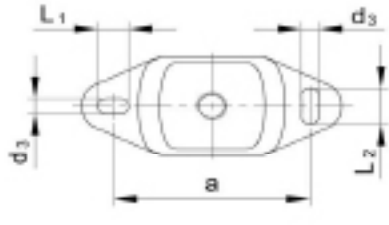

57785 / 57786

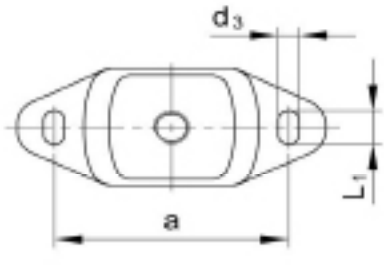

57787

12

Article groups

Material	Code	Page
St.	57785	12-63
St.	57786	12-63
St.	57787	12-63

57785 TRELLEBORG Mountings type Cushyfloat / TRELLEBORG Trillingsdemper type Cushyfloat / TRELLEBORG Support d'amortisseur S12A

Material Steel



Type	✉	Art.number	Type	✉	Art.number	Type	✉	Art.number
17/1600-45	1	57785.120.045	17/1600-55	1	57785.120.055	17/1600-65	1	57785.120.065

57786 TRELLEBORG Mountings type Cushyfloat / TRELLEBORG Trillingsdemper type Cushyfloat / TRELLEBORG Support d'amortisseur S12A

Material Steel



Type	✉	Art.number	Type	✉	Art.number	Type	✉	Art.number
17/1609-45	1	57786.160.045	17/1609-55	1	57786.160.055	17/1609-65	1	57786.160.065

57787 TRELLEBORG Mountings type Cushyfloat / TRELLEBORG Trillingsdemper type Cushyfloat / TRELLEBORG Support d'amortisseur S12A

Material Steel



Type	✉	Art.number	Type	✉	Art.number	Type	✉	Art.number
17/1657-45	1	57787.200.045	17/1657-55	1	57787.200.055	17/1657-65	1	57787.200.065

Hammer-In square cap

Inslagdop vierkant / Bouchon de tube carré avec filetage interne

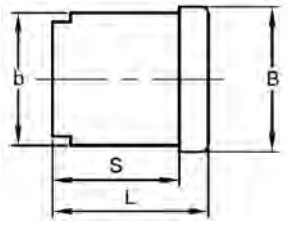



Technical Data

B	Length (L) (mm)	S
30	33	27
40	43	35
50	55	44
60	55	45

12

57730 FATH Hammer-In square cap / FATH Inslagdop vierkant / FATH Bouchon de tube carré avec filetage interne S11A

Material Plastic Polyamide (nylon)



d x B x b	✉	Art.number	d x B x b	✉	Art.number	d x B x b	✉	Art.number
M8X30X26,5*	1	57730.083.026	M10X40X35,5*	1	57730.104.035			
M8X30X27,5*	1	57730.083.027	M10X40X36,5	2	57730.104.036	M12X40X32,5*	1	57730.124.032
			M10X40X37,5	2	57730.104.037	M12X40X34,5*	1	57730.124.034
M8X40X34,5*	1	57730.084.034				M12X40X35,5*	1	57730.124.035
M8X40X35,5*	1	57730.084.035	M10X50X42,5*	1	57730.105.042	M12X40X36,5	2	57730.124.036
M8X40X36,5*	1	57730.084.036	M10X50X44,5*	1	57730.105.044	M12X40X37,5*	10	57730.124.037
M8X40X37,5*	1	57730.084.037	M10X50X45,5*	1	57730.105.045			
			M10X50X46,5*	1	57730.105.046	M12X50X42,5*	1	57730.125.042
M10X30X26,5	2	57730.103.026	M10X50X47,5*	1	57730.105.047	M12X50X44,5*	1	57730.125.044
M10X30X27,5	2	57730.103.027				M12X50X45,5	2	57730.125.045
			M12X30X26,5	2	57730.123.026	M12X50X46,5*	10	57730.125.046
M10X40X32,5*	1	57730.104.032	M12X30X27,5	1	57730.123.027	M12X50X47,5*	10	57730.125.047
M10X40X34,5*	1	57730.104.034						

57730 FATH Hammer-In square cap / FATH Inslagdop vierkant / FATH Bouchon de tube carré avec filetage interne ←

d x B x b	✉	Art.number	d x B x b	✉	Art.number	d x B x b	✉	Art.number
			M16X40X37,5*	10	57730.164.037	M20X40X35,5*	1	57730.204.035
M12X60X52,5*	1	57730.126.052				M20X40X36,5*	10	57730.204.036
M12X60X54,5*	1	57730.126.054	M16X50X42,5*	1	57730.165.042	M20X40X37,5*	10	57730.204.037
M12X60X56,5*	1	57730.126.056	M16X50X44,5*	1	57730.165.044			
			M16X50X45,5	1	57730.165.045	M20X50X42,5*	1	57730.205.042
M14X40X36,5*	10	57730.144.036	M16X50X46,5*	10	57730.165.046	M20X50X44,5*	1	57730.205.044
			M16X50X47,5	1	57730.165.047	M20X50X45,5*	10	57730.205.045
M16X30X26,5*	1	57730.163.026				M20X50X46,5	1	57730.205.046
M16X30X27,5*	1	57730.163.027	M16X60X52,5*	1	57730.166.052	M20X50X47,5	1	57730.205.047
			M16X60X54,5*	1	57730.166.054			
M16X40X32,5*	1	57730.164.032	M16X60X56,5*	10	57730.166.056	M20X60X52,5*	1	57730.206.052
M16X40X34,5*	1	57730.164.034				M20X60X54,5*	1	57730.206.054
M16X40X35,5*	1	57730.164.035	M20X40X32,5*	1	57730.204.032	M20X60X56,5*	10	57730.206.056
M16X40X36,5	1	57730.164.036	M20X40X34,5*	1	57730.204.034			

Hammer-In round cap

Inslagdop rond / Bouchon de tube ronde avec filetage interne

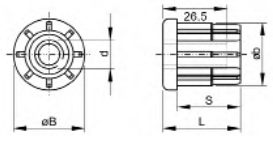



Technical Data

B	Length (L) (mm)	s
30	33	27
38	43	35
42.4	43	35
48.3	55	44
50.9	55	44
60.3	55	44

Article groups

Material		Code	Page
Plastic PA	B=30	57731	12-64
Plastic PA	B=38	57732	12-65
Plastic PA	B=42,4	57733	12-65
Plastic PA	B=48,3	57734	12-65
Plastic PA	B=53,9	57735	12-65
Plastic PA	B=60,3	57736	12-65

57731 FATH Hammer-In round cap / FATH Inslagdop rond / FATH Bouchon de tube ronde avec filetage interne **S11A**

Material Plastic Polyamide (nylon)

FATH

RoHS



d x B x b	✉	Art.number	d x B x b	✉	Art.number	d x B x b	✉	Art.number
M8X30X28,5*	1	57731.080.010	M10X30X26,5*	1	57731.100.020	M12X30X25,5*	1	57731.120.025
M8X30X27,5*	1	57731.080.015	M10X30X25,5*	1	57731.100.025			
M8X30X26,5*	1	57731.080.020				M16X30X28,5*	1	57731.160.010
M8X30X25,5*	1	57731.080.025	M12X30X28,5*	1	57731.120.010	M16X30X27,5*	1	57731.160.015
			M12X30X27,5*	1	57731.120.015	M16X30X26,5*	1	57731.160.020
M10X30X28,5*	1	57731.100.010	M12X30X26,5*	1	57731.120.020	M16X30X25,5*	1	57731.160.025
M10X30X27,5*	1	57731.100.015						

12

57732 FATH Hammer-In round cap / FATH Inslagdop rond / FATH Bouchon de tube ronde avec filetage interne S11A

Material Plastic Polyamide (nylon)



d x B x b	✉	Art.number	d x B x b	✉	Art.number	d x B x b	✉	Art.number
M10X38X35,5*	1	57732.100.015	M12X38X35,5*	1	57732.120.015	M16X38X35,5*	1	57732.160.015
M10X38X34,5*	1	57732.100.020	M12X38X34,5*	1	57732.120.020	M16X38X34,5*	1	57732.160.020
M10X38X33,5*	1	57732.100.025	M12X38X33,5*	1	57732.120.025	M16X38X33,5*	1	57732.160.025

57733 FATH Hammer-In round cap / FATH Inslagdop rond / FATH Bouchon de tube ronde avec filetage interne S11A

Material Plastic Polyamide (nylon)



d x B x b	✉	Art.number	d x B x b	✉	Art.number	d x B x b	✉	Art.number
M10X42,4X39,9*	1	57733.100.015	M12X42,4X38,9*	1	57733.120.020	M16X42,4X37,9*	1	57733.160.025
M10X42,4X38,9*	1	57733.100.020	M12X42,4X37,9*	1	57733.120.025			
M10X42,4X37,9*	1	57733.100.025				M20X42,4X39,9*	1	57733.200.015
			M16X42,4X39,9*	1	57733.160.015	M20X42,4X38,9*	1	57733.200.020
M12X42,4X39,9*	1	57733.120.015	M16X42,4X38,9*	1	57733.160.020	M20X42,4X37,9*	1	57733.200.025

57734 FATH Hammer-In round cap / FATH Inslagdop rond / FATH Bouchon de tube ronde avec filetage interne S11A

Material Plastic Polyamide (nylon)



d x B x b	✉	Art.number	d x B x b	✉	Art.number	d x B x b	✉	Art.number
M12X48,3X45,8*	1	57734.120.015	M16X48,3X45,8*	1	57734.160.015	M20X48,3X45,8*	1	57734.200.015
M12X48,3X44,8*	1	57734.120.020	M16X48,3X44,8*	1	57734.160.020	M20X48,3X44,8*	1	57734.200.020
M12X48,3X43,8*	1	57734.120.025	M16X48,3X43,8*	1	57734.160.025	M20X48,3X43,8*	1	57734.200.025

57735 FATH Hammer-In round cap / FATH Inslagdop rond / FATH Bouchon de tube ronde avec filetage interne S11A

Material Plastic Polyamide (nylon)



d x B x b	✉	Art.number	d x B x b	✉	Art.number	d x B x b	✉	Art.number
M12X50,9X48,4*	1	57735.120.015	M16X50,9X48,4*	1	57735.160.015	M20X50,9X48,4*	1	57735.200.015
M12X50,9X47,4*	1	57735.120.020	M16X50,9X47,4*	1	57735.160.020	M20X50,9X47,4*	1	57735.200.020
M12X50,9X46,4*	1	57735.120.025	M16X50,9X46,4*	1	57735.160.025	M20X50,9X46,4*	1	57735.200.025

57736 FATH Hammer-In round cap / FATH Inslagdop rond / FATH Bouchon de tube ronde avec filetage interne S11A

Material Plastic Polyamide (nylon)



d x B x b	✉	Art.number	d x B x b	✉	Art.number	d x B x b	✉	Art.number
M12X60,3X56,8*	1	57736.120.020	M16X60,3X56,8*	1	57736.160.020	M20X60,3X56,8*	1	57736.200.020
M12X60,3X55,8*	1	57736.120.025	M16X60,3X55,8*	1	57736.160.025	M20X60,3X55,8*	1	57736.200.025
M12X60,3X54,8*	1	57736.120.030	M16X60,3X54,8*	1	57736.160.030	M20X60,3X54,8*	1	57736.200.030
M12X60,3X52,8*	1	57736.120.040	M16X60,3X52,8*	1	57736.160.040	M20X60,3X52,8*	1	57736.200.040

FABORY

Foot plate

Voetplaat / Pied de machine

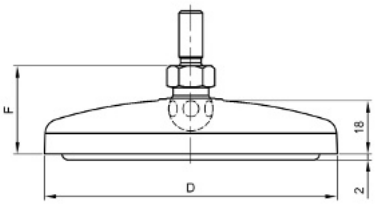



Technical Data

Size	D	F (M20-M30)	F (M6-M16)
30	29	29.5	32.5
40	39	29.5	32.5
50	49	29.5	32.5
60	59	29.5	32.5
80	79	29.5	32.5
100	99	29.5	32.5
120	119	29.5	32.5

- Diameters 80, 100 and 120 from article group 57747 have a base plate with ground fixing holes.

Article groups

Material	Surface treatment	Code	Page
Plastic PA		57747	12-66
Die cast zinc	Black powder coated	57748	12-66
St.st. A2		57745	12-66

57747 **FATH Foot plate / FATH Voetplaat / FATH Pied de machine** **S11A**

Material Plastic Polyamide (nylon)



Size	✉	Art.number	Size	✉	Art.number	Size	✉	Art.number
30MM	4	57747.000.030	60MM	4	57747.000.060	100MM	2	57747.000.100
40MM	4	57747.000.040	80MM	4	57747.000.080	120MM	2	57747.000.120
50MM	4	57747.000.050						

57748 **FATH Foot plate / FATH Voetplaat / FATH Pied de machine** **S11A**

Material Die cast zinc
Surface treatment Black powder coated



Size	✉	Art.number	Size	✉	Art.number	Size	✉	Art.number
30MM	4	57748.000.030	60MM	4	57748.000.060	100MM	2	57748.000.100
40MM	4	57748.000.040	80MM	4	57748.000.080	120MM	2	57748.000.120
50MM	4	57748.000.050						

57745 **FATH Foot plate / FATH Voetplaat / FATH Pied de machine** **S11A**

Material Stainless steel A2



Size	✉	Art.number	Size	✉	Art.number	Size	✉	Art.number
30MM*	1	57745.030.001	60MM	4	57745.060.001	100MM*	2	57745.100.001
40MM	4	57745.040.001	80MM	4	57745.080.001	120MM	2	57745.120.001
50MM*	10	57745.050.001						

Foot plate hygienic

Voetplaat hygiënisch / Pied de machine hygiénique

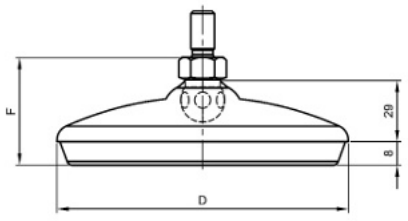



Technical Data

D	F (M6-M16)	F (M20-M30)
60	35	38
80	35	38
100	35	38

57444 **FATH Foot plate hygienic / FATH Voetplaat hygienisch / FATH Pied de machine hygiénique** **S11A**

Material Stainless steel A2



D	✉	Art.number	D	✉	Art.number	D	✉	Art.number
60MM*	1	57444.000.060	80MM*	1	57444.000.080	100MM*	1	57444.000.100

Spindle for foot plates

Spindel / Axe fileté pour pied de machine

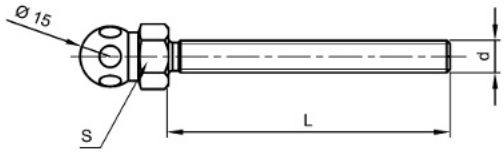



Technical Data

d	s	d	s
M8	14	M16	17
M10	14	M20	22
M12	14	M24*	17

* This nut has two flat sides instead of a hexagonal shape.

Article groups

Thread	Driving features	Material	Surface treatment	Code	Page
M	Hexagon	St.	ZPL	57750	12-67
M	Hexagon	St.st. A2		57749	12-68

57750 **FATH Spindle for foot plates / FATH Spindel / FATH Axe fileté pour pied de machine** **S11A**

Thread Metric thread
Material Steel
Surface treatment Zinc plated



d x L	✉	Art.number	d x L	✉	Art.number	d x L	✉	Art.number
M8X40	1	57750.080.040	M10X125	4	57750.100.125	M12X150	4	57750.120.150
M8X80*	1	57750.080.080						
			M12X45	4	57750.120.045	M16X66	4	57750.160.066
M10X45	4	57750.100.045	M12X66	4	57750.120.066	M16X100	4	57750.160.100
M10X70	4	57750.100.070	M12X100	4	57750.120.100	M16X125	4	57750.160.125
M10X90	4	57750.100.090	M12X125	4	57750.120.125	M16X150	4	57750.160.150

FABORY

57750 **FATH Spindle for foot plates / FATH Spindel / FATH Axe fileté pour pied de machine** ←

d x L	✉	Art.number	d x L	✉	Art.number	d x L	✉	Art.number
M16X200	2	57750.160.200	M20X150	2	57750.200.150	M24X100*	10	57750.240.100
			M20X200	2	57750.200.200	M24X125*	10	57750.240.125
M20X85*	2	57750.200.085	M20X250*	1	57750.200.250	M24X150*	10	57750.240.150
M20X100	2	57750.200.100				M24X200*	10	57750.240.200
M20X125*	10	57750.200.125	M24X85*	10	57750.240.085			

57749 **FATH Spindle for foot plates / FATH Spindel / FATH Axe fileté pour pied de machine** **S11A**

Thread Metric thread
Material Stainless steel A2

FATH
RoHS



d x L	✉	Art.number	d x L	✉	Art.number	d x L	✉	Art.number
M8X40	4	57749.080.040	M12X125	4	57749.120.125	M20X125*	10	57749.200.125
M8X80	4	57749.080.080	M12X150	4	57749.120.150	M20X150*	10	57749.200.150
						M20X200*	10	57749.200.200
M10X45	4	57749.100.045	M16X66*	10	57749.160.066	M20X250	1	57749.200.250
M10X70	4	57749.100.070	M16X100	4	57749.160.100			
M10X90	4	57749.100.090	M16X125	4	57749.160.125	M24X85	2	57749.240.085
M10X125	4	57749.100.125	M16X150	2	57749.160.150	M24X100	2	57749.240.100
			M16X200	2	57749.160.200	M24X125	2	57749.240.125
M12X45	4	57749.120.045				M24X150*	10	57749.240.150
M12X66	4	57749.120.066	M20X85	2	57749.200.085	M24X200*	10	57749.240.200
M12X100	4	57749.120.100	M20X100*	10	57749.200.100			

Flexible machine support

Flexibele machinevoet / Pied machine flexible

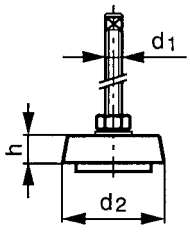

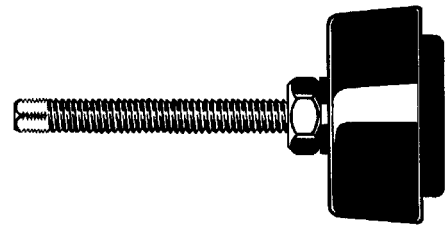

Technical Data

Type	T3	T5	T10	T15	T20	T25	T35	T40
d_1 x P	M10x1.25	M12x1.25	M14x1.5	M16x1.5	M16x1.5	M20x1.5	M20x1.5	M24x1.5
d_2	60	81	97	120	139	163	211	236
Ext. height of rubber	10	12	14	15	16	17	20	20
h	28	30	38	42	46	50	54	54
Length of adj. bolt	100	100	120	120	150	150	170	170
Load (kN)	0.5-1.5	1.5-4.5	4.5-7.5	6-12.5	7.5-15	11-22.5	22.5-45	30-60
Load per support for presses (kN)								
Max. strokes 125/min.	-	0.7-2	2-4	3-7	4-10	7-15	15-30	20-40
Max. strokes 160/min.	-	0.6-1.4	1.2-3.5	2.2-4.6	3.5-6	4.8-8	9-16	13-22
Max. strokes 200/min.	-	0.5-1.2	1-2.5	1.7-3.8	2.5-5	3.7-6.7	7.5-13	10-17

12

Examples of applications



- Steel class 8.8 with rubber NBR profile.
- The adjustent bolt is up to and including type T20 with a square head bolt, above type T20 with a hexagon head bolt.
- Static load per flexible machine support in kN.
- Dynamic load per flexible machine support in kN for presses, max. number of strokes are stated per minute.
- Other sorts of rubber and/or hardness or longer adjustment bolts are available on request.

57676 **Flexible machine support / Flexibele machinevoet / Pied machine flexible** **S21A**

Thread	Metric fine thread
Material	Steel
Class	8.8
Surface treatment	Plain



Type	✉	Art.number	Type	✉	Art.number	Type	✉	Art.number
T3	4	57676.000.003	T15	2	57676.000.015	T25	1	57676.000.026
T5	4	57676.000.005	T20	2	57676.000.020	T35	1	57676.000.035
T10	4	57676.000.010						

Bush

Scharnierbus / Articulation élastique type VP

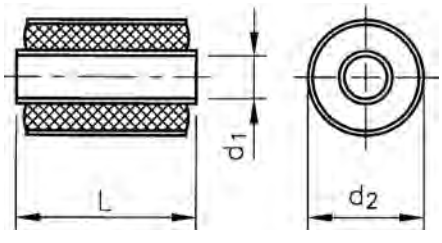



Technical Data

d_1 x d_2 x L	Fa (max.) (N)	Fr (max.) (N)	α (max.) in °	β (max.) in °
10x25x25	750	2.300	8	15
10x25x40	1.500	3.800	8	15
15x35x30	1.500	3.500	8	15
15x35x50	2.500	6.000	8	15
20x45x40	2.600	6.800	8	15
20x45x75	5.500	13.500	8	15
25x50x45	3.800	9.000	8	14
25x50x85	7.500	18.000	8	14
30x60x55	5.100	12.000	8	14
30x60x100	10.500	25.000	8	14
35x65x60	10.500	25.000	8	14
35x65x110	8.300	20.500	7	12
40x70x65	8.300	20.500	7	12
40x70x120	18.000	40.000	6	11
45x75x70	10.000	24.000	7	12
45x75x130	20.000	40.000	6	10
50x80x75	12.000	28.500	7	11
50x80x140	23.500	49.000	6	10

- Bush type VP designed to accomodate torsional movements and axial and radial loads.
- Consists of two concentric sleeves with rubber securely bonded between them.

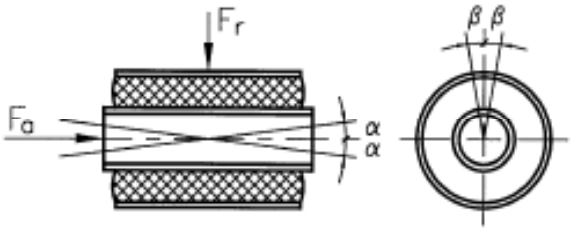

FABORY

57807 Bush type VP / Scharnierbus type VP / Articulation élastique type VP **S12A**

Material Steel
Surface treatment Plain



d_1 x d_2 x L	✉	Art.number	d_1 x d_2 x L	✉	Art.number	d_1 x d_2 x L	✉	Art.number
10X25X25MM	2	57807.125.025				30X60X55MM	1	57807.360.055
			25X50X45MM	1	57807.275.045			
20X45X40MM	2	57807.245.040	25X50X85MM	1	57807.275.085	40X70X65MM	1	57807.470.065
20X45X75MM	1	57807.245.075						

Helical compression spring

Cilindrische drukveer / Ressort de compression

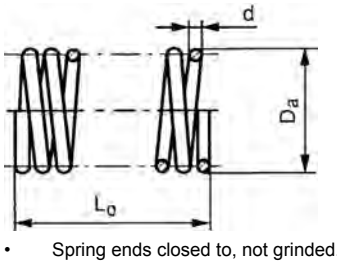

DIN 2095



- Spring ends closed to, not grinded.

17912 Helical compression spring / Cilindrische drukveer / Ressort de compression **Y92A**

Material Spring steel
Surface treatment Zinc plated



d x D_a x L_o	✉	Art.number	d x D_a x L_o	✉	Art.number	d x D_a x L_o	✉	Art.number
0,5X3,5X12MM	100	17912.053.012	0,8X7,7X40MM	100	17912.077.040	1,5X12,0X75MM	50	17912.162.075
0,5X3,5X15MM	100	17912.053.015	0,8X7,7X50MM	100	17912.077.050			
0,5X3,5X20MM	100	17912.053.020				1,5X14,0X40MM	100	17912.164.040
0,5X3,5X25MM	100	17912.053.025	1,0X6,0X20MM	100	17912.106.020	1,5X14,0X60MM	100	17912.164.060
			1,0X6,0X25MM	100	17912.106.025	1,5X14,0X75MM	50	17912.164.075
0,5X4,5X12MM	100	17912.054.012	1,0X6,0X30MM	100	17912.106.030	1,5X14,0X100MM	50	17912.164.100
0,5X4,5X15MM	100	17912.054.015	1,0X6,0X50MM	100	17912.106.050			
0,5X4,5X20MM	100	17912.054.020				2,0X12,0X35MM	100	17912.212.035
0,5X4,5X25MM	100	17912.054.025	1,0X8,0X25MM	100	17912.108.025	2,0X12,0X50MM	100	17912.212.050
			1,0X8,0X30MM	100	17912.108.030	2,0X12,0X75MM	100	17912.212.075
0,5X6,5X20MM	100	17912.056.020	1,0X8,0X35MM	100	17912.108.035			
0,5X6,5X25MM	100	17912.056.025				2,0X14,0X50MM	100	17912.214.050
0,5X6,5X30MM	100	17912.056.030	1,0X10,0X25MM	100	17912.110.025	2,0X14,0X75MM	50	17912.214.075
0,5X6,5X35MM	100	17912.056.035	1,0X10,0X35MM	100	17912.110.035	2,0X14,0X100MM	50	17912.214.100
0,5X6,5X40MM	100	17912.056.040	1,0X10,0X40MM	100	17912.110.040			
			1,0X10,0X60MM	100	17912.110.060	2,0X20,0X60MM	50	17912.220.060
0,8X4,7X15MM	100	17912.074.015	1,0X10,0X75MM	100	17912.110.075	2,0X20,0X75MM	50	17912.220.075
0,8X4,7X20MM	100	17912.074.020	1,0X10,0X100MM	100	17912.110.100	2,0X20,0X100MM	100	17912.220.100
0,8X4,7X25MM	100	17912.074.025						
			1,5X8,5X25MM	100	17912.158.025	2,25X14,0X50MM	100	17912.239.050
0,8X5,7X25MM	100	17912.075.025	1,5X8,5X35MM	100	17912.158.035	2,25X14,0X75MM	100	17912.239.075
0,8X5,7X35MM	100	17912.075.035				2,25X14,0X100MM	100	17912.239.100
			1,5X9,0X40MM	100	17912.159.040			
0,8X6,7X20MM	100	17912.076.020	1,5X9,0X75MM	100	17912.159.075	2,25X17,0X60MM	50	17912.242.060
0,8X6,7X25MM	100	17912.076.025				2,25X17,0X75MM	50	17912.242.075
0,8X6,7X30MM	100	17912.076.030	1,5X10,0X35MM	100	17912.160.035	2,25X17,0X100MM	50	17912.242.100
0,8X6,7X35MM	100	17912.076.035	1,5X10,0X50MM	100	17912.160.050			
			1,5X10,0X75MM	100	17912.160.075	2,25X22,0X60MM	50	17912.247.060
0,8X7,7X25MM	100	17912.077.025	1,5X10,0X100MM	50	17912.160.100	2,25X22,0X75MM	50	17912.247.075
0,8X7,7X30MM	100	17912.077.030				2,25X22,0X100MM	50	17912.247.100
0,8X7,7X35MM	100	17912.077.035	1,5X12,0X40MM	100	17912.162.040			

- Warning: electroplating of these products may cause hydrogen embrittlement.

12

Helical tension spring

Cilindrische trekveer / Ressort d'extension

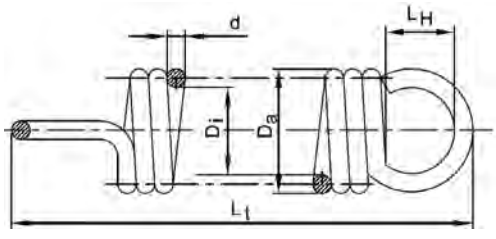

DIN **2097**



- With English eye $L_H \approx 1{,}1\ D_i$.

17902 **Helical tension spring / Cilindrische trekveer / Ressort d'extension** **Y92A**

Material Spring steel
Surface treatment Zinc plated



d x D_a x L_t	✉	Art.number	d x D_a x L_t	✉	Art.number	d x D_a x L_t	✉	Art.number
0,5X3,5X12MM	100	17902.053.012	0,8X7,7X40MM	100	17902.077.040	1,5X12,0X40MM	100	17902.162.040
0,5X3,5X15MM	100	17902.053.015	0,8X7,7X50MM	100	17902.077.050	1,5X12,0X75MM	100	17902.162.075
0,5X3,5X20MM	100	17902.053.020						
0,5X3,5X25MM	100	17902.053.025	1,0X6,0X20MM	100	17902.106.020	1,5X14,0X40MM	100	17902.164.040
			1,0X6,0X25MM	100	17902.106.025	1,5X14,0X60MM	100	17902.164.060
0,5X4,5X12MM	100	17902.054.012	1,0X6,0X30MM	100	17902.106.030	1,5X14,0X75MM	100	17902.164.075
0,5X4,5X15MM	100	17902.054.015	1,0X6,0X44MM	100	17902.106.044	1,5X14,0X100MM	50	17902.164.100
0,5X4,5X20MM	100	17902.054.020	1,0X6,0X50MM	100	17902.106.050			
0,5X4,5X25MM	100	17902.054.025				2,0X12,0X35MM	100	17902.212.035
			1,0X8,0X25MM	100	17902.108.025	2,0X12,0X50MM	100	17902.212.050
0,5X6,5X20MM	100	17902.056.020	1,0X8,0X30MM	100	17902.108.030	2,0X12,0X75MM	100	17902.212.075
0,5X6,5X25MM	100	17902.056.025	1,0X8,0X35MM	100	17902.108.035			
0,5X6,5X30MM	100	17902.056.030				2,0X14,0X50MM	100	17902.214.050
0,5X6,5X35MM	100	17902.056.035	1,0X10,0X25MM	100	17902.110.025	2,0X14,0X75MM	100	17902.214.075
0,5X6,5X40MM	100	17902.056.040	1,0X10,0X35MM	100	17902.110.035	2,0X14,0X100MM	50	17902.214.100
0,5X6,0X46MM	100	17902.056.046	1,0X10,0X40MM	100	17902.110.040			
			1,0X10,0X60MM	100	17902.110.060	2,0X20,0X60MM	50	17902.220.060
0,8X4,7X15MM	100	17902.074.015	1,0X10,0X75MM	100	17902.110.075	2,0X20,0X75MM	50	17902.220.075
0,8X4,7X20MM	100	17902.074.020	1,0X10,0X100MM	100	17902.110.100	2,0X20,0X100MM	50	17902.220.100
0,8X4,7X25MM	100	17902.074.025						
			1,5X8,5X25MM	100	17902.158.025	2,25X14,0X50MM	100	17902.239.050
0,8X5,7X25MM	100	17902.075.025	1,5X8,5X35MM	100	17902.158.035	2,25X14,0X75MM	100	17902.239.075
0,8X5,7X35MM	100	17902.075.035				2,25X14,0X100MM	50	17902.239.100
			1,5X9,0X40MM	100	17902.159.040			
0,8X6,7X20MM	100	17902.076.020	1,5X9,0X75MM	100	17902.159.075	2,25X17,0X60MM	100	17902.242.060
0,8X6,7X25MM	100	17902.076.025				2,25X17,0X75MM	50	17902.242.075
0,8X6,7X30MM	100	17902.076.030	1,5X10,0X35MM	100	17902.160.035	2,25X17,0X100MM	25	17902.242.100
0,8X6,7X35MM	100	17902.076.035	1,5X10,0X50MM	100	17902.160.050			
			1,5X10,0X75MM	100	17902.160.075	2,25X22,0X60MM	100	17902.247.060
0,8X7,7X25MM	100	17902.077.025	1,5X10,0X100MM	100	17902.160.100	2,25X22,0X75MM	50	17902.247.075
0,8X7,7X30MM	100	17902.077.030				2,25X22,0X100MM	25	17902.247.100
0,8X7,7X35MM	100	17902.077.035						

- Depending on availability the springs may be supplied with a German or English eye.
- Warning: electroplating of these products may cause hydrogen embrittlement.

FABORY

Ball knob

Kogelknop / Bouton sphérique

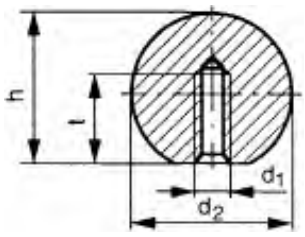

DIN ≈319



Technical Data

d_1 x d_2	h	P	t
M3x10	9.5	0.50	5
M4x12	11	0.70	7.5
M4x16	15	0.70	7.5
M4x20	18	0.70	10.5
M5x16	15	0.80	7.5
M5x20	18	0.80	10.5
M5x25	22.5	0.80	13.5
M6x16	15	1.00	7.5
M6x20	18	1.00	10.5
M6x25	22.5	1.00	13.5
M6x32	29	1.00	16
M8x20	18	1.25	10.5
M8x25	23	1.25	13.5
M8x32	29	1.25	16
M8x35	21	1.25	13.5

d_1 x d_2	h	P	t
M8x36	34	1.25	16
M8x40	37	1.25	21
M10x32	29	1.50	16
M10x35	21	1.50	13.5
M10x40	37	1.50	21
M10x45	43	1.50	21
M10x50	46	1.50	25
M12x40	37	1.75	21
M12x45	43	1.75	21
M12x50	46	1.75	25
M12x60	57	1.75	30
M14x40	37	1.75	21
M16x50	46	2.00	25
M16x60	57	2.00	30

Article groups

Thread	Material	Class	Color	Code	Page
M	Plastic PF	FS31	Black	56914	12-72
M	Plastic PF	FS31	Black	56916	12-72

56914 Ball knob type C / Kogelknop type C / Bouton sphérique type C — W03F

Thread Metric thread
Material Plastic Fenolformaldehyde (bakelite)
Class FS31
Color Black

DIN ≈319 C

RoHS



d_1 x d_2	✉	Art.number	d_1 x d_2	✉	Art.number	d_1 x d_2	✉	Art.number
M3X10	5	56914.030.010	M6X25	5	56914.060.025	M10X45	5	56914.100.045
			M6X32	5	56914.060.032	M10X50	5	56914.100.050
M4X12	5	56914.040.012						
M4X16	5	56914.040.016	M8X20	5	56914.080.020	M12X40	5	56914.120.040
M4X20	5	56914.040.020	M8X25	5	56914.080.025	M12X45	5	56914.120.045
			M8X32	5	56914.080.032	M12X50	5	56914.120.050
M5X16	5	56914.050.016	M8X35	5	56914.080.035			
M5X20	5	56914.050.020	M8X40	5	56914.080.040	M14X40	5	56914.140.040
M5X25	5	56914.050.025						
			M10X32	5	56914.100.032	M16X50	5	56914.160.050
M6X16	5	56914.060.016	M10X35	5	56914.100.035	M16X60	5	56914.160.060
M6X20	5	56914.060.020	M10X40	5	56914.100.040			

56916 Ball knob type E / Kogelknop type E / Bouton sphérique type E — W03F

Thread Metric thread
Material Plastic Fenolformaldehyde (bakelite)
Class FS31
Color Black

DIN ≈319 E



d_1 x d_2	✉	Art.number	d_1 x d_2	✉	Art.number	d_1 x d_2	✉	Art.number
M4X16	10	56916.040.016				M10X50	5	56916.100.050
			M8X32	5	56916.080.032			
M5X20	10	56916.050.020	M8X36	5	56916.080.036	M12X40	5	56916.120.040
M5X25	10	56916.050.025	M8X40	5	56916.080.040	M12X50	5	56916.120.050
						M12X60	5	56916.120.060
M6X25	5	56916.060.025	M10X40	5	56916.100.040			
M6X32	5	56916.060.032	M10X45	5	56916.100.045	M16X60	5	56916.160.060

12

Go to www.fabory.com for all your tools, safety and metalworking products

56916 Ball knob type E / Kogelknop type E / Bouton sphérique type E ←

- With steel zinc plated threaded bush, sizes M4 x 16 and M16 x 60 with a brass threaded bush.

Ball knob with conical hole

Kogelknop met conisch gat / Bouton sphérique avec trou conique

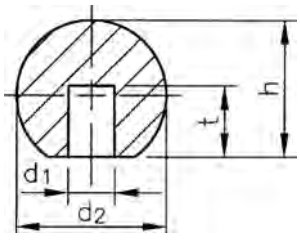

DIN ≈319 M



Technical Data

d_1 x d_2	h	t	d_1 x d_2	h	t
4x16	15	9	**10x32**	29	15
5x20	18	12	**10x40**	37	20
6x25	22.5	15	**12x40**	37	20
8x25	22.5	15	**12x50**	46	22
8x32	29	15	**16x50**	46	22

56915 Ball knob with conical hole type M / Kogelknop met conisch gat type M / Bouton sphérique avec trou conique type M **W03F**

Material Plastic Fenolformaldehyde (bakelite)
Class FS31
Color Black



d_1 x d_2	✉	Art.number	d_1 x d_2	✉	Art.number	d_1 x d_2	✉	Art.number
4X16MM	10	56915.040.016	8X25MM	5	56915.080.025	12X40MM	5	56915.120.040
			8X32MM	5	56915.080.032	12X50MM	5	56915.120.050
5X20MM	10	56915.050.020						
			10X32MM	5	56915.100.032	16X50MM	5	56915.160.050
6X25MM	5	56915.060.025	10X40MM	5	56915.100.040			

12

Star grip type L

Sterknop type L / Poignée etoile type L

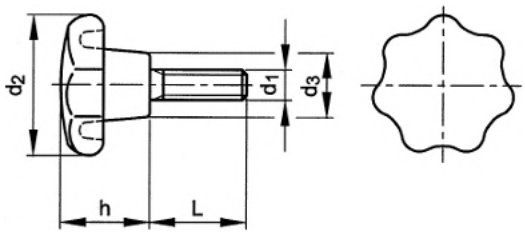

DIN ≈6336 L

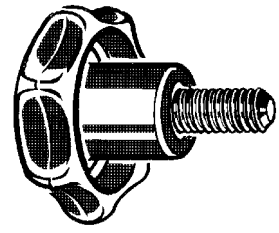

Technical Data

d_1	d_2	d_3	h	P
M5	25	12	16	0.80
M6	32	14	20	1.00
M8	40	16	25	1.25
M10	50	21	32	1.50

56922 **Star grip type L / Sterknop type L / Poignée etoile type L** **W03F**

Thread Metric thread
Material Plastic Fenolformaldehyde (bakelite)
Class FS31
Color Black



d_1 x L	✉	Art.number	d_1 x L	✉	Art.number	d_1 x L	✉	Art.number
M5X15	10	56922.050.015						
M5X20	10	56922.050.020	M8X15	10	56922.080.015	M10X15	5	56922.100.015
			M8X20	10	56922.080.020	M10X20	5	56922.100.020
M6X15	10	56922.060.015	M8X25	10	56922.080.025	M10X25	5	56922.100.025
M6X20	10	56922.060.020	M8X30	10	56922.080.030	M10X30	5	56922.100.030
M6X25	10	56922.060.025	M8X40	10	56922.080.040	M10X35	5	56922.100.035
M6X30	10	56922.060.030	M8X50	10	56922.080.050			

- With steel zinc plated threaded end.

12

Star grip type K

Sterknop type K / Poignée etoile type K

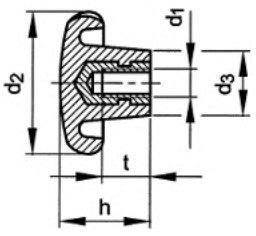

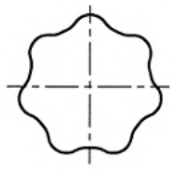

DIN ≈6336 K

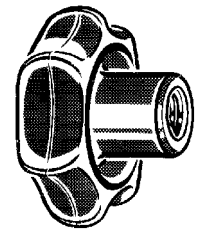

Technical Data

d_1 x d_2	d_2	d_3	h	P	t
M4x20	20	10	17	0.70	8
M5x25	25	12	16	0.80	10.5
M5x32	32	14	20	0.80	10.5
M6x32	32	14	20	1.00	13.5
M6x40	40	16	25	1.00	13.5
M8x40	40	16	25	1.25	16
M8x50	50	21	32	1.25	16
M8x63	63	23	40	1.25	16
M10x50	50	21	32	1.50	21
M10x63	63	23	40	1.50	21
M12x50	50	21	32	1.75	21
M12x63	63	23	40	1.75	25
M12x80	80	34	48	1.75	25
M16x80	80	34	48	2.00	30

56921 **Star grip type K / Sterknop type K / Poignée etoile type K** **W03F**

Thread	Metric thread
Material	Plastic Fenolformaldehyde (bakelite)
Class	FS31
Color	Black

RoHS



d_1 x d_2	✉	Art.number	d_1 x d_2	✉	Art.number	d_1 x d_2	✉	Art.number
M4X20	10	56921.040.020						
			M8X40	10	56921.080.040	M12X50	5	56921.120.050
M5X25	10	56921.050.025	M8X50	10	56921.080.050	M12X63	5	56921.120.063
M5X32	10	56921.050.032	M8X63	10	56921.080.063	M12X80	5	56921.120.080
M6X32	10	56921.060.032	M10X50	5	56921.100.050	M16X80	5	56921.160.080
M6X40	10	56921.060.040	M10X63	5	56921.100.063			

- With steel zinc plated threaded bush, size M4 x 20 with a brass threaded bush.

FABORY

Turning knob 4-grips

Draaiknop 4-greeps / Bouton cranté

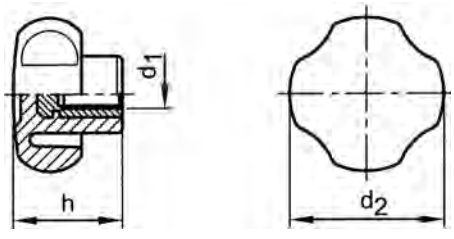

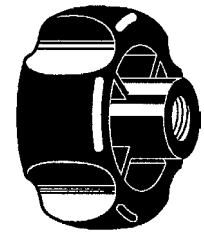

Technical Data

d_1	d_2	h	P	d_1	d_2	h	P
M4	20	13	0.70	M8	40	28	1.25
M5	20	13	0.80	M10	50	32	1.50
M6	25	15	1.00	M12	60	38	1.75

Article groups

Thread	Material		Color	Code	Page
M	GRP		Black	57040	12-76
M	GRP	through hole	Black	57041	12-76
M	GRP	with threaded rod	Black	57043	12-76

57040 **Turning knob with brass threaded bush / Draaiknop met messing draadbus / Bouton crante avec filet intérieur en laiton** **W03A**

Thread Metric thread
Material Glass-fiber reinforced plastic
Color Black

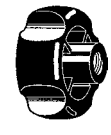

d_1	✉	Art.number	d_1	✉	Art.number	d_1	✉	Art.number
M4	10	57040.040.001	M6	10	57040.060.001	M10	5	57040.100.001
M5	10	57040.050.001	M8	10	57040.080.001	M12	5	57040.120.001

57041 **Turning knob through hole / Draaiknop open / Bouton crante ouverts** **W03A**

Thread Metric thread
Material Glass-fiber reinforced plastic
Color Black

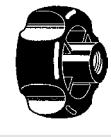

d_1	✉	Art.number	d_1	✉	Art.number	d_1	✉	Art.number
M4	10	57041.040.001	M6	10	57041.060.001	M10	5	57041.100.001
M5	10	57041.050.001	M8	10	57041.080.001	M12	5	57041.120.001

57043 **Turning knob with zinc plated threaded rod / Draaiknop met elektrolytisch verzinkt draadeind / Bouton crante avec filet extérieur électro-zingué** **W03A**

Thread Metric thread
Material Glass-fiber reinforced plastic
Color Black

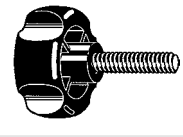

d_1 x L	✉	Art.number	d_1 x L	✉	Art.number	d_1 x L	✉	Art.number
M4X10	10	57043.040.010	M6X15	10	57043.060.015	M10X30	5	57043.100.030
M5X16	10	57043.050.015	M8X30	10	57043.080.030	M12X50	5	57043.120.050

Turning knob 4-grips deep

Draaiknop 4-greeps diep / Bouton cranté profond

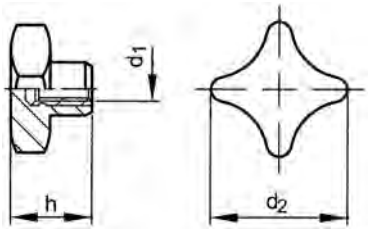

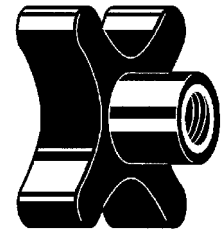

Technical Data

d_1	d_2	h	P	d_1	d_2	h	P
M6	40	24	1.00	M10	50	28.5	1.50
M8	40	24	1.25	M12	60	33	1.75

Article groups

Thread	Material		Color	Code	Page
M	GRP		Black	57045	12-77
M	GRP	with threaded rod	Black	57046	12-77
M	GRP	through hole	Black	57048	12-77

57045 **Turning knob with brass threaded bush / Draaiknop met messing draadbus / Bouton cranté avec filet intérieur en laiton** **W03A**

Thread Metric thread
Material Glass-fiber reinforced plastic
Color Black



d_1	✉	Art.number	d_1	✉	Art.number	d_1	✉	Art.number
M6	10	57045.060.001	M10	5	57045.100.001	M12	5	57045.120.001
M8	10	57045.080.001						

57046 **Turning knob with steel plated threaded rod / Draaiknop met elektrolytisch verzinkt draadeind / Bouton cranté avec filet extérieur en acier électro-zingué** **W03A**

Thread Metric thread
Material Glass-fiber reinforced plastic
Color Black

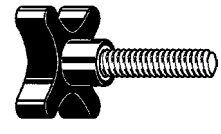

d_1 x L	✉	Art.number	d_1 x L	✉	Art.number	d_1 x L	✉	Art.number
M6X20	10	57046.060.020	M10X40	5	57046.100.040	M12X50	5	57046.120.050
M8X30	10	57046.080.030						

57048 **Turning knob through hole with brass threaded bush / Draaiknop open met messing draadbus / Bouton cranté ouvert avec filet intérieur en laiton** **W03A**

Thread Metric thread
Material Glass-fiber reinforced plastic
Color Black



d_1	✉	Art.number	d_1	✉	Art.number	d_1	✉	Art.number
M6	10	57048.060.001	M10	5	57048.100.001	M12	5	57048.120.001
M8	10	57048.080.001						

Disc knob

Discusknop / Bouton disque

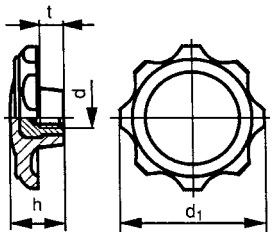



Technical Data

d x d_1 x h	P	d x d_1 x h	P
M5x30x20	0.80	M8x40x24	1.25
M6x30x20	1.00	M8x50x16	1.25
M6x30x24	1.00	M10x50x28.5	1.50
M6x40x14.5	1.00	M10x70x20	1.50
M6x40x24	1.00	M12x60x33	1.75

Article groups

Thread	Material		Color	Code	Page
M	GRP		Black	57090	12-78
M	GRP	through hole	Black	57091	12-78
M	GRP	with threaded rod	Black	57092	12-78
M	GRP		Black	57011	12-79
M	GRP	with threaded rod	Black	57012	12-79

57090 **Disc knob with brass threaded bush / Discusknop met messing draadbus / Bouton disque avec filet intérieur en laiton** **W03A**

Thread Metric thread
Material Glass-fiber reinforced plastic
Color Black



d x d_1 x h	✉	Art.number	d x d_1 x h	✉	Art.number	d x d_1 x h	✉	Art.number
M6X30X24	10	57090.060.001	M10X50X28.5	5	57090.100.001	M12X60X33	5	57090.120.001
M8X40X24	10	57090.080.001						

57091 **Disc knob through hole / Discusknop open / Bouton disque ouvert** **W03A**

Thread Metric thread
Material Glass-fiber reinforced plastic
Color Black



d x d_1 x h	✉	Art.number	d x d_1 x h	✉	Art.number	d x d_1 x h	✉	Art.number
M6X40X24	10	57091.060.001	M10X50X28,5	5	57091.100.001	M12X60X33	5	57091.120.001
M8X40X24	10	57091.080.001						

57092 **Disc knob with zinc plated threaded rod / Discusknop met elektrolytisch verzinkt draadeind / Bouton disque avec filet extérieur électro-zingué** **W03A**

Thread Metric thread
Material Glass-fiber reinforced plastic
Color Black

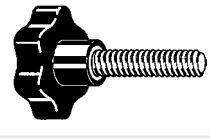

d x L	✉	Art.number	d x L	✉	Art.number	d x L	✉	Art.number
M6X20	10	57092.060.020	M10X30	5	57092.100.030	M12X50	5	57092.120.050
M8X30	10	57092.080.030						

12

57011 **Disc knob with stainless steel A1 threaded bush / Discusknop met roestvaststaal A1 draadbus / Bouton disque avec filet intérieur INOX A1** **W03A**

Thread Metric thread
Material Glass-fiber reinforced plastic
Color Black



d x d_1 x h	✉	Art.number	d x d_1 x h	✉	Art.number	d x d_1 x h	✉	Art.number
M5X30X20	10	57011.050.001	M8X40X24	10	57011.080.001	M12X60X33	5	57011.120.001
M6X30X20	10	57011.060.001	M10X50X28.5	5	57011.100.001			

57012 **Disc knob with stainless steel A2 threaded rod / Discusknop met roestvaststaal A2 draadeind / Bouton disque avec filet extérieur INOX A2** **W03A**

Thread Metric thread
Material Glass-fiber reinforced plastic
Color Black

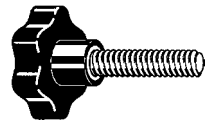

d x L	✉	Art.number	d x L	✉	Art.number	d x L	✉	Art.number
M5X15	10	57012.050.015	M8X20	10	57012.080.020	M12X40	5	57012.120.040
M6X20	10	57012.060.020	M10X30	5	57012.100.030			

Triangular star knob

Drie-sterknop / Bouton étoile triangulaire

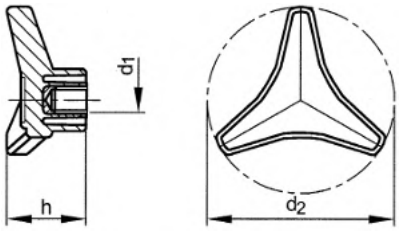

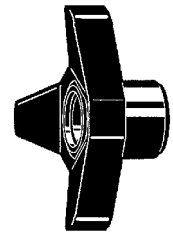

Technical Data

d_1	d_2	h	P	d_1	d_2	h	P
M8	85	36	1.25	M12	105	45	1.75
M10	85	36	1.50	M14	105	45	2.00

Article groups

Thread	Material		Color	Code	Page
M	GRP		Black	57020	12-79
M	GRP	with threaded rod	Black	57021	12-80
M	GRP	through hole	Black	57023	12-80

57020 **Triangular star knob with brass threaded bush / Drie-sterknop met messing draadbus / Bouton étoile triangulaire avec filet intérieur en laiton** **W03A**

Thread Metric thread
Material Glass-fiber reinforced plastic
Color Black



d_1	✉	Art.number	d_1	✉	Art.number	d_1	✉	Art.number
M8	10	57020.080.001	M12	5	57020.120.001	M14	5	57020.140.001
M10	10	57020.100.001						

FABORY

57021	Triangular star knob with zinc plated threaded rod / Drie-sterknop met elektrolytisch verzinkt draadeind / Bouton étoile triangulaire avec filet extérieur en acier électro-zingué	W03A

Thread Metric thread
Material Glass-fiber reinforced plastic
Color Black

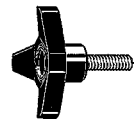

d_1 x L	✉	Art.number	d_1 x L	✉	Art.number	d_1 x L	✉	Art.number
M8X30	10	57021.080.030	M12X50	5	57021.120.050	M14X50	5	57021.140.050
M10X40	10	57021.100.040						

57023	Triangular star knob through hole with brass threaded bush / Drie-sterknop open met messing draadbus / Bouton étoile triangulaire ouvert avec filet intérieur en laiton	W03A

Thread Metric thread
Material Glass-fiber reinforced plastic
Color Black

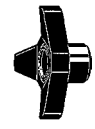

d_1	✉	Art.number	d_1	✉	Art.number	d_1	✉	Art.number
M8	10	57023.080.001	M12	5	57023.120.001	M14	5	57023.140.001
M10	10	57023.100.001						

Five lobe grip

Vijf-sterknop / Bouton étoile pentagonal

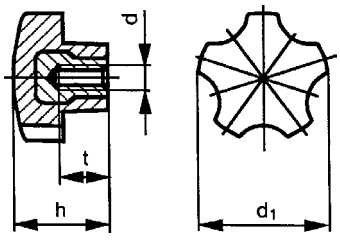

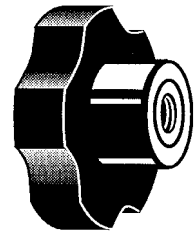

Technical Data

d	d_1	h	P	d	d_1	h	P
M5	32	22.4	0.80	M8	40	28	1.25
M6	32	22.4	1.00	M10	40	28	1.50

56970	Five lobe grip / Vijf-sterknop / Bouton étoile pentagonal	W03A

Thread Metric thread
Material Plastic Fenolformaldehyde (bakelite)
Class FS31
Color Black



d x t	✉	Art.number	d x t	✉	Art.number	d x t	✉	Art.number
M5X10	10	56970.050.010	M8X14	10	56970.080.014	M10X14	5	56970.100.014
M6X9	10	56970.060.009						

- With brass threaded bush, sizes M8 x 14 and M10 x 14 with steel zinc plated threaded bush.

Knurled knob for hexagon bolts and nuts

Kartelknop voor zeskantbouten en moeren / Bouton moleté pour vis à tête hexagonale et écrous hexagonaux

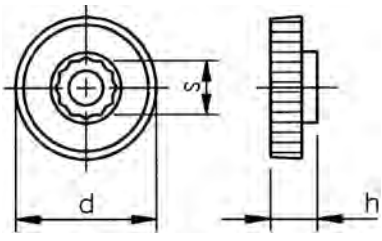



Technical Data

For use with x d	Diameter (mm)	s
M4x13	13	7
M4x17	17	7
M5x17	17	8
M5x20	20	8
M6x20	20	10

For use with x d	Diameter (mm)	s
M6x25	25	10
M8x25	25	13
M8x36	36	13
M10x36	36	17

Article groups

Thread	Material		Color	Code	Page
M	Plastic POM	thin	Black	56730	12-81
M	Plastic POM	high	Black	56735	12-81

56730 Thin knurled knob for hexagon bolts and nuts / Lage kartelknop voor zeskantbouten en moeren / Bouton molete bas pour vis à tête hexagonale et écrous hexagonaux — W02A

Thread Metric thread
Material Plastic Polyoxymethylene
Color Black



For use with x d x h	✉	Art.number	For use with x d x h	✉	Art.number	For use with x d x h	✉	Art.number
M4X13X4,5	100	56730.040.013				M8X25X8	100	56730.080.025
M4X17X5,5	100	56730.040.017	M6X20X6,5	100	56730.060.020	M8X36X10	100	56730.080.036
			M6X25X8	100	56730.060.025			
M5X17X5,5	100	56730.050.017				M10X36X10	100	56730.100.036
M5X20X6,5	100	56730.050.020						

56735 High knurled knob for hexagon bolts and nuts / Hoge kartelknop voor zeskantbouten en moeren / Bouton molete haut pour vis à tête hexagonale et écrous hexagonaux — W02A

Thread Metric thread
Material Plastic Polyoxymethylene
Color Black

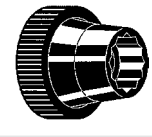

For use with x d x h	✉	Art.number	For use with x d x h	✉	Art.number	For use with x d x h	✉	Art.number
M4X13X9,5	100	56735.040.013				M8X25X18	100	56735.080.025
M4X17X11,5	100	56735.040.017	M6X20X15	100	56735.060.020	M8X36X23	100	56735.080.036
			M6X25X18	100	56735.060.025			
M5X17X11,5	100	56735.050.017				M10X36X23	100	56735.100.036
M5X20X15	100	56735.050.020						

FABORY

Knurled knob for hexagon socket head cap screw

Kartelknop voor cilinderkopschroeven met binnenzeskant / Bouton moleté pour vis à tête cylindrique à six pans creux

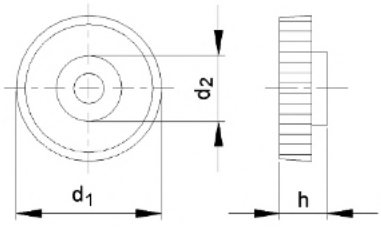

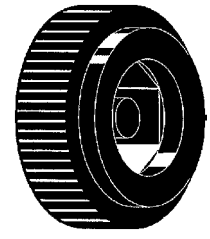

Technical Data

For use with x d_1	d_1	d_2	h
M3x11	11	5.5	4.5
M4x13	13	7	5.5
M4x17	17	7	5.5
M5x17	17	8.5	6.5
M5x20	20	8.5	6.5

For use with x d_1	d_1	d_2	h
M6x20	20	10	7.5
M6x25	25	10	7.5
M8x25	25	13	9.5
M8x36	36	13	9.5
M10x36	36	16	12

56740 **Knurled knob for hexagon socket head cap screw / Kartelknop voor cilinderkopschroeven met binnenzeskant / Bouton moleté pour vis à tête cylindrique à six pans creux** **W02A**

Thread Metric thread
Material Plastic Polyoxymethylene
Color Black



For use with x d_1	✉	Art.number
M3X11	100	56740.030.011
M4X13	100	56740.040.013
M4X17	100	56740.040.017

For use with x d_1	✉	Art.number
M5X17	100	56740.050.017
M5X20	100	56740.050.020
M6X20	100	56740.060.020
M6X25	100	56740.060.025

For use with x d_1	✉	Art.number
M8X25	100	56740.080.025
M8X36	100	56740.080.036
M10X36	100	56740.100.036

12

Knurled knob

Kartelknop / Bouton moleté

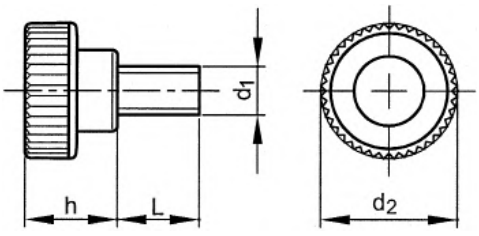



Technical Data

d_1	d_2	h	P	d_1	d_2	h	P
M5	21	15	0.80	M8	26	18	1.25
M6	21	15	1.00	M10	33	23	1.50

Article groups

Thread	Material		Color	Code	Page
M	GRP	with threaded rod	Black	57025	12-83
M	GRP	with threaded bush	Black	57027	12-83
M	GRP	through hole with threaded bush	Black	57028	12-83

57025 **Knurled knob with steel zinc plated threaded rod / Kartelknop met elektrolytisch verzinkt draadeind / Bouton moleté avec filet extérieur électro-zingué** **W03A**

Thread Metric thread
Material Glass-fiber reinforced plastic
Color Black

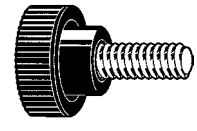

d_1 x L	✉	Art.number	d_1 x L	✉	Art.number	d_1 x L	✉	Art.number
M5X15	10	57025.050.015	M8X25	10	57025.080.025	M10X30	5	57025.100.030
M6X20	10	57025.060.020						

57027 **Knurled knob with brass threaded bush / Kartelknop met messing draadbus / Bouton moleté avec filet intérieur en laiton** **W03A**

Thread Metric thread
Material Glass-fiber reinforced plastic
Color Black

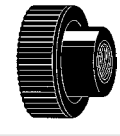

d_1	✉	Art.number	d_1	✉	Art.number	d_1	✉	Art.number
M5	10	57027.050.001	M8	10	57027.080.001	M10	5	57027.100.001
M6	10	57027.060.001						

57028 **Knurled knob through hole with brass threaded bush / Kartelknop open met messing draadbus / Bouton moleté ouvert avec filet intérieur en laiton** **W03A**

Thread Metric thread
Material Glass-fiber reinforced plastic
Color Black

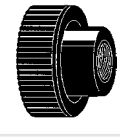

d_1	✉	Art.number	d_1	✉	Art.number	d_1	✉	Art.number
M5	10	57028.050.001	M8	10	57028.080.001	M10	5	57028.100.001
M6	10	57028.060.001						

FABORY

Knurled knob with zinc plated threaded rod

Kartelknop met elektrolytisch verzinkt draadeind / Bouton moleté avec filet extérieur électro-zingué

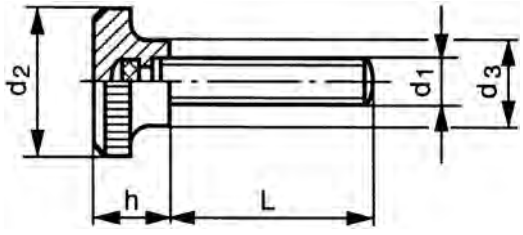

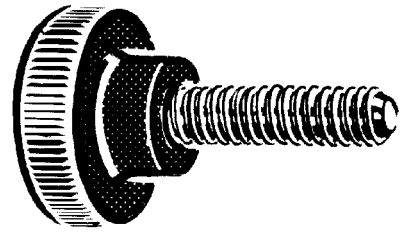

Technical Data

Type	d_1	d_2	d_3	h	P
700	M5	18	10	12	0.80
710	M6	22	12	13	1.00
711	M8	26	15	13	1.25

56931 **Knurled knob with zinc plated threaded rod / Kartelknop met elektrolytisch verzinkt draadeind / Bouton moleté avec filet extérieur électro-zingué** **W03F**

Thread Metric thread
Material Plastic Fenolformaldehyde (bakelite)
Class FS31
Color Black

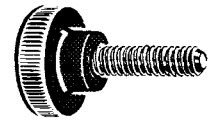

Type-d_1 x L	✉	Art.number	Type-d_1 x L	✉	Art.number	Type-d_1 x L	✉	Art.number
700-M5X20	10	56931.050.020	710-M6X20	10	56931.060.020	711-M8X20	10	56931.080.020
700-M5X30	10	56931.050.030	710-M6X30	10	56931.060.030	711-M8X30	10	56931.080.030
						711-M8X40	10	56931.080.040

- Depending on availability the threaded end can be supplied zinc plated as well as zinc plated, yellow passivated.

Knurled knob

Kartelknop / Bouton moleté

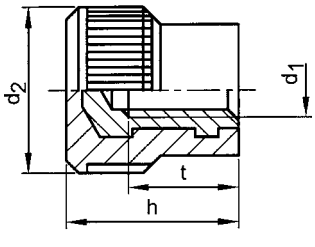

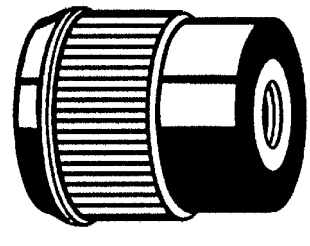

Technical Data

d_1	d_2	h	P
M3	12	13.5	0.50
M4	12	13.5	0.70
M5	15	15.5	0.80
M6	15	15.5	1.00

56972 **Knurled knob with brass threaded bush / Kartelknop met messing draadbus / Bouton moleté avec filet intérieur en laiton** **W03A**

Thread Metric thread
Material Plastic Fenolformaldehyde (bakelite)
Class FS31
Color Black

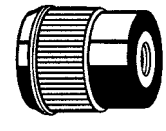

d_1 x t	✉	Art.number	d_1 x t	✉	Art.number	d_1 x t	✉	Art.number
M3X6,5	25	56972.030.006	M5X10	10	56972.050.010	M6X9	10	56972.060.009
M4X10	25	56972.040.010						

12

Wing grip

Vleugelgreep / Poignée ailette

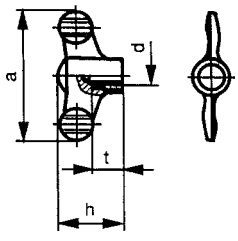

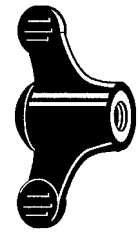

Technical Data

d	a	h	P	t
M5	50	24	0.80	10
M6	50	24	1.00	10
M8	75	35	1.25	14
M10	75	35	1.50	14

56966 **Wing grip / Vleugelgreep / Poignée ailette** **W03A**

Thread Metric thread
Material Plastic Polyamide (nylon)
Class 6
Color Black



d	✉	Art.number	d	✉	Art.number	d	✉	Art.number
M5	10	56966.050.001	M8	5	56966.080.001	M10	5	56966.100.001
M6	10	56966.060.001						

- With steel zinc plated, yellow passivated threaded bush.

Wing nut

Vleugelmoer / Écrou à ailette

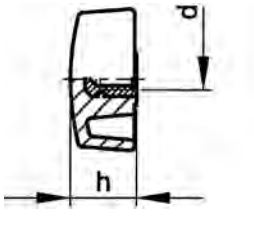

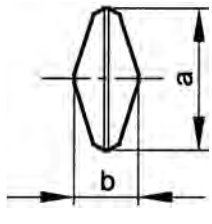

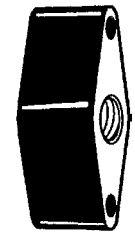

Technical Data

d	a	b	h	P
M5	33	15	16.5	0.80
M6	33	15	16.5	1.00
M8	33	15	16.5	1.25
M10	45	19	17	1.50

57051 **Wing nut with brass threaded bush / Vleugelmoer met messing draadbus / Ecrou à oreilles avec filet intérieur en laiton** **W03A**

Thread Metric thread
Material Glass-fiber reinforced plastic
Color Black



d	✉	Art.number	d	✉	Art.number	d	✉	Art.number
M5	10	57051.050.001	M8	10	57051.080.001	M10	5	57051.100.001
M6	10	57051.060.001						

- The shape of size M10 deviates.

FABORY

Wing screw

Vleugelschroef / Vis ailette

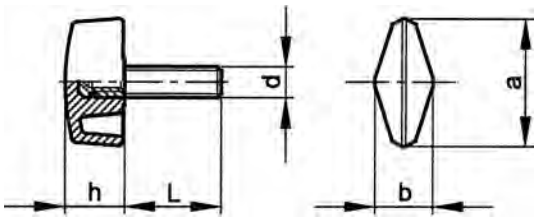

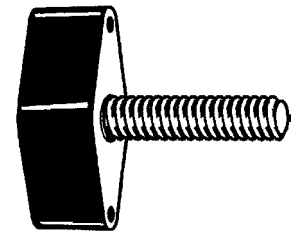

Technical Data

d	a	b	h	P
M5	33	15	16.5	0.80
M6	33	15	16.5	1.00
M8	33	15	16.5	1.25
M10	45	19	17	1.50

57050 **Wing screw with zinc plated threaded Rod / Vleugelschroef met elektrolytisch verzinkt draadeind / Vis à oreilles avec filet extérieur électro-zingué** **W03A**

Thread Metric thread
Material Glass-fiber reinforced plastic
Color Black

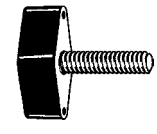

d x L	✉	Art.number	d x L	✉	Art.number	d x L	✉	Art.number
M5X15	10	57050.050.015	M8X25	10	57050.080.025	M10X30	5	57050.100.030
M6X20	10	57050.060.020						

- The shape of size M10 deviates.

T-grip

T-greep / Poignée en T

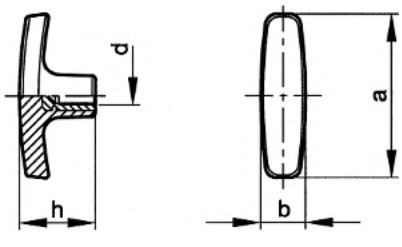

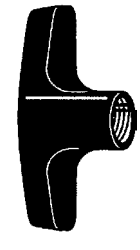

Technical Data

d	a	b	h	P
M5	50	15	24	0.80
M6	60	17	33	1.00
M8	60	17	33	1.25
M10	72	18	35	1.50

12

Article groups

Thread	Material		Color	Code	Page
M	GRP	with threaded bush	Black	57053	12-87
M	GRP	with threaded rod	Black	57054	12-87

57053 **T-grip with brass threaded bush / T-greep met messing draadbus / Poignée en T avec filet intérieur en laiton** **W03A**

Thread Metric thread
Material Glass-fiber reinforced plastic
Color Black



d	✉	Art.number	d	✉	Art.number	d	✉	Art.number
M5	10	57053.050.001	M8	10	57053.080.001	M10	5	57053.100.001
M6	10	57053.060.001						

57054 **T-grip with steel zinc plated threaded Rod / T-greep met elektrolytisch verzinkt draadeind / Poignée en T avec filet extérieur électro-zingué** **W03A**

Thread Metric thread
Material Glass-fiber reinforced plastic
Color Black



d x L	✉	Art.number	d x L	✉	Art.number	d x L	✉	Art.number
M5X20	10	57054.050.020	M8X20	10	57054.080.020	M10X30	5	57054.100.030
M6X20	10	57054.060.020						

Bridge handle (Bowgrip) with threaded bushes

Beugelgreep met messing draadbussen / Poignée étrier avec filets intérieurs

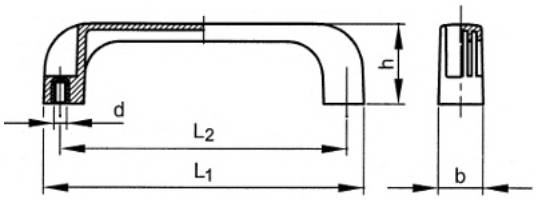

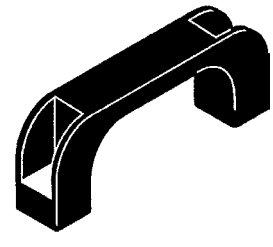

Technical Data

d x L_1	b	h	L_2	P
M5x110	21	37	94	0.80
M6x139	24	40	120	1.00
M6x151	26	43	132	1.00
M8x200	28	50	180	1.25
M10x260	32	53	235	1.50

57067 **Bridge handle (Bowgrip) with threaded bushes / Beugelgreep met messing draadbussen / Poignée étrier avec filets intérieurs** **W03A**

Thread Metric thread
Material Glass-fiber reinforced plastic



d x L_1	✉	Art.number	d x L_1	✉	Art.number	d x L_1	✉	Art.number
M5X110MM	5	57067.050.110	M6X151MM	5	57067.060.151	M10X260MM	2	57067.100.260
M6X139MM	5	57067.060.139	M8X200MM	2	57067.080.200			

FABORY

Bridge handle (Bowgrip)

Beugelgreep / Poignée étrier

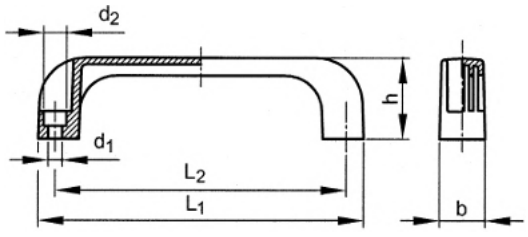

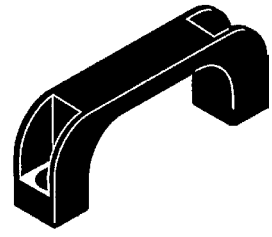

Technical Data

d_1 x L_1	b	d_2	h	L_2
6.5x110	21	11	37	94
6.5x139	24	14	40	120
8.5x151	26	14	43	132
8.5x200	28	14.5	50	180
10.5x260	32	17	53	235

57066 **Bridge handle (Bowgrip) / Beugelgreep / Poignée étrier** **W03A**

Material Glass-fiber reinforced plastic
Color Black

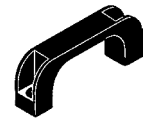

d_1 x L_1	✉	Art.number	d_1 x L_1	✉	Art.number	d_1 x L_1	✉	Art.number
6,5X110MM	5	57066.065.110	8,5X151MM	5	57066.085.151	10,5X260MM	2	57066.105.260
6,5X139MM	5	57066.065.139	8,5X200MM	2	57066.085.200			

Solid bridge handle (Bowgrip)

Massieve beugelgreep / Poignée étrier massive

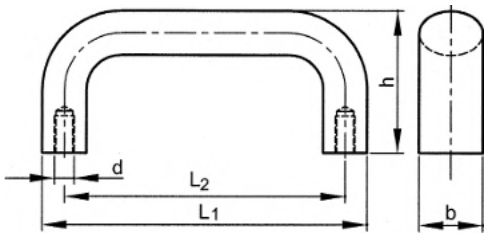



Technical Data

d x L_1	b	h	L_2	P
M5x106.5	20	40.5	94	0.80
M6x134	25	50	117	1.00
M6x148	25	50	132	1.00
M8x168	29	58	150	1.25
M8x197	29	58	179	1.25

57014 **Solid bridge handle (Bowgrip) with brass threaded bushes / Massieve beugelgreep met messing draadbussen / Poignée étrier massive avec filets intérieurs en laiton** **W03A**

Thread Metric thread
Material Glass-fiber reinforced plastic
Color Black



d x L_1	✉	Art.number	d x L_1	✉	Art.number	d x L_1	✉	Art.number
M5X106MM	5	57014.050.106	M6X148MM	5	57014.060.148	M8X168MM	2	57014.080.168
						M8X197MM	2	57014.080.197
M6X134MM	5	57014.060.134						

12

Tubular bridge handle (Bowgrip)

Beugelgreep met buis / Poignée étrier avec tube

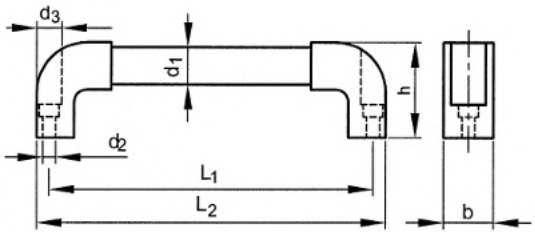

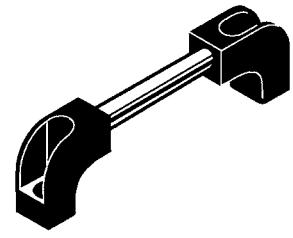

Technical Data

d_1 x L_1	b	d_2	d_3	h	L_2
20x200	30	8.5	14	62	220
20x250	30	8.5	14	62	270
20x300	30	8.5	14	62	320
30x350	40	10.5	16	77	374
30x400	40	10.5	16	77	424
30x500	40	10.5	16	77	524

57015 **Tubular bridge handle (Bowgrip) / Beugelgreep met buis / Poignée étrier avec tube** **W03A**

Material Glass-fiber reinforced plastic
Color Black

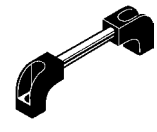

d_1 x L_1	✉	Art.number	d_1 x L_1	✉	Art.number	d_1 x L_1	✉	Art.number
20X200MM	2	57015.020.200				30X400MM	2	57015.030.400
20X250MM	2	57015.020.250	30X350MM	2	57015.030.350	30X500MM	2	57015.030.500
20X300MM	2	57015.020.300						

- With anodised aluminium tube handle.

Handle

Handgreep / Poignée

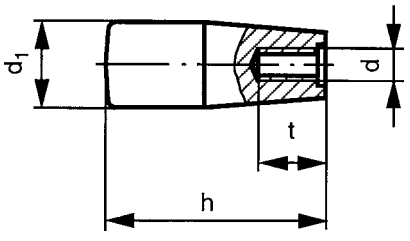



Technical Data

d	d_1	h	P
M6	17	45	1.00
M8	17	45	1.25
M10	28	70	1.50

56955 **Handle / Handgreep / Poignée** **W03A**

Thread	Metric thread
Material	Plastic Fenolformaldehyde (bakelite)
Class	FS31
Color	Black



d x t	✉	Art.number	d x t	✉	Art.number	d x t	✉	Art.number
M6X14	10	56955.060.014	M8X16	10	56955.080.016	M10X28	5	56955.100.028

Handle

Handgreep / Poignée

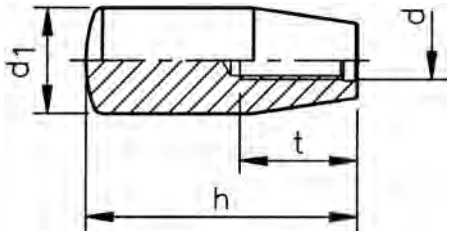

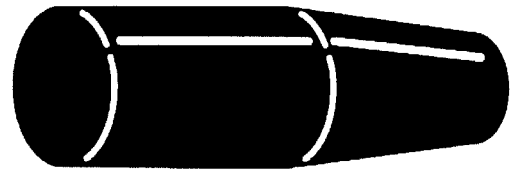

Technical Data

d	d_1	h	P	t
M5	18	40	0.80	20
M6	20	50	1.00	20
M8	23	60	1.25	27
M10	27	80	1.50	34
M12	29	90	1.75	42

12

57030 **Handle / Handgreep / Poignée** **W03A**

Thread	Metric thread
Material	Glass-fiber reinforced plastic
Color	Black



d	✉	Art.number	d	✉	Art.number	d	✉	Art.number
M5	10	57030.050.001	M8	10	57030.080.001	M12	5	57030.120.001
M6	10	57030.060.001	M10	5	57030.100.001			

Spinner handle

Holle handgreep / Poignée creuse

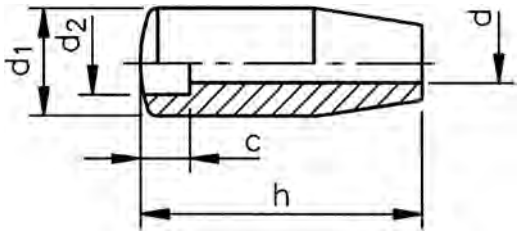

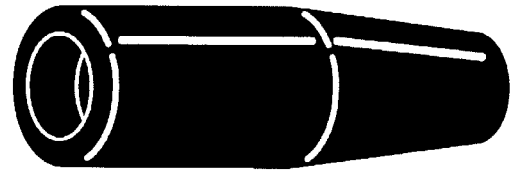

Technical Data

d	c	d_1	d_2	h
6.5	6.5	20	10.5	50
8.5	8.5	23	13.5	60
10.5	10.5	27	16.5	80
12.5	12.5	29	19.5	90

57031 **Spinner handle / Holle handgreep / Poignée creuse** **W03A**

Material Glass-fiber reinforced plastic
Color Black



d	✉	Art.number	d	✉	Art.number	d	✉	Art.number
6,5MM	10	57031.065.001	10,5MM	5	57031.105.001	12,5MM	5	57031.125.001
8,5MM	10	57031.085.001						

Handle not revolvable

Handgreep niet draaibaar / Poignée non-tournante

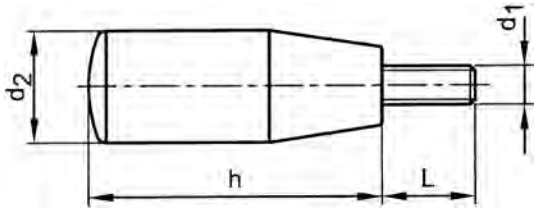

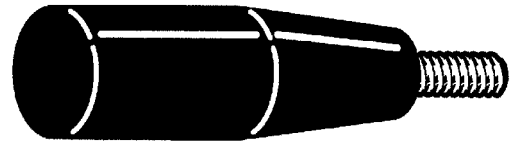

Technical Data

d_1	d_2	h	P	d_1	d_2	h	P
M6	20	50	1.00	M10	27	80	1.50
M8	23	60	1.25	M12	29	90	1.75

12

57033 **Handle with steel zinc plated not revolvable threaded rod / Handgreep met elektrolytisch verzinkt niet draaibaar draadeind / Poignée avec filet extérieur non-tournante électro-zingué** **W03A**

Thread Metric thread
Material Glass-fiber reinforced plastic
Color Black



d_1 x L	✉	Art.number	d_1 x L	✉	Art.number	d_1 x L	✉	Art.number
M6X20	10	57033.060.020	M10X30	5	57033.100.030	M12X30	5	57033.120.030
M8X30	10	57033.080.030						

Handle revolvable

Handgreep draaibaar / Poignée tournante

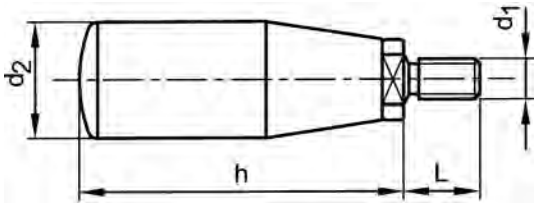



Technical Data

d_1 x h	d_2	Length (L) (mm)	P
M6x55	20	12	1.00
M8x67	23	15	1.25
M8x73	23	12	1.25
M10x87	25	15	1.50

d_1 x h	d_2	Length (L) (mm)	P
M10x100	30	16	1.50
M12x97	29	15	1.75
M12x104	31	23	1.75

Article groups

Thread	Material	Class	Color	Code	Page
M	Plastic PF	FS31	Black	56988	12-92
M	GRP		Black	57035	12-92

56988 **Handle revolvable / Handgreep draaibaar / Poignée tournante** **W03F**

Thread Metric thread
Material Plastic Fenolformaldehyde (bakelite)
Class FS31
Color Black



d_1 x h	✉	Art.number	d_1 x h	✉	Art.number	d_1 x h	✉	Art.number
M8X73	10	56988.080.001	M10X100	5	56988.100.001	M12X104	5	56988.120.001

- With steel zinc plated revolvable threaded rod.

57035 **Handle revolvable / Handgreep draaibaar / Poignée tournante** **W03A**

Thread Metric thread
Material Glass-fiber reinforced plastic
Color Black



d_1 x h	✉	Art.number	d_1 x h	✉	Art.number	d_1 x h	✉	Art.number
M6X55	10	57035.060.001	M10X87	5	57035.100.001	M12X97	5	57035.120.001
M8X67	10	57035.080.001						

- With steel zinc plated revolvable threaded rod.

Handle revolvable

Handgreep draaibaar / Poignée tournante

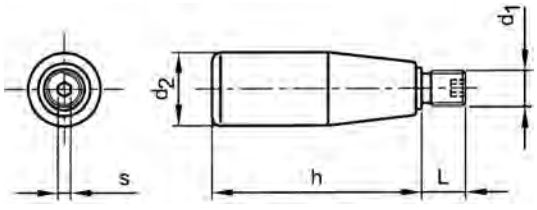

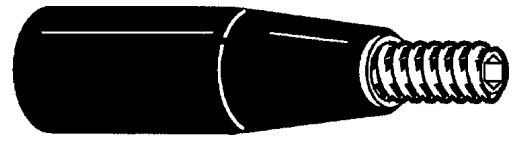

Technical Data

d_1	d_2	h	Length (L) (mm)	P	s
M6	23	62	15	1.00	4
M8	23	62	15	1.25	4
M10	26	82	15	1.50	5
M12	26	82	15	1.75	5

57049 **Handle revolvable / Handgreep draaibaar / Poignée tournante** **W03A**

Thread Metric thread
Material Glass-fiber reinforced plastic
Color Black



d_1	✉	Art.number	d_1	✉	Art.number	d_1	✉	Art.number
M6	10	57049.060.001	M10	5	57049.100.001	M12	5	57049.120.001
M8	10	57049.080.001						

- With steel zinc plated revolvable threaded rod with hexagon socket.

Foldaway handle revolvable

Omklapbare handgreep draaibaar / Poignée rabattable tournante

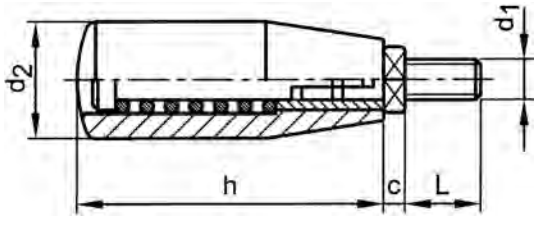

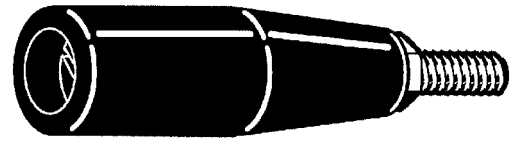

Technical Data

d_1	c	d_2	h	Length (L) (mm)	P
M6	6	20	50	9	1.00
M8	6.5	25	78	16	1.25
M10	7.5	25	82	17	1.50

57037 **Foldaway handle revolvable / Omklapbare handgreep draaibaar / Poignée rabattable tournante** **W03A**

Thread Metric thread
Material Glass-fiber reinforced plastic
Color Black



d_1	✉	Art.number	d_1	✉	Art.number	d_1	✉	Art.number
M6	10	57037.060.001	M8	10	57037.080.001	M10	5	57037.100.001

- With steel zinc plated revolvable threaded rod.
- The shape of size M10 deviates.

FABORY

Crank handle with handle

Handkruk met handgreep / Manivelle avec poignée

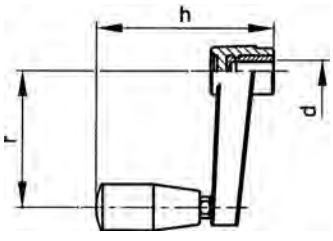



Technical Data

d	h	P	r
M8	86	1.25	65
M10	87	1.50	80
M12	105	1.75	110

d	h	P	r
M14	127	2.00	140
M16	141	2.00	185

57063 **Crank handle with handle with brass threaded bush / Handkruk met handgreep met messing draadbus / Manivelle avec poignée avec filet intérieur en laiton** **W03A**

Thread Metric thread
Material Glass-fiber reinforced plastic
Color Black

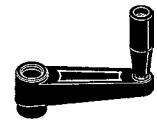

d	✉	Art.number	d	✉	Art.number	d	✉	Art.number
M8	2	57063.080.001	M12	2	57063.120.001	M16	1	57063.160.001
M10	2	57063.100.001	M14	1	57063.140.001			

Crank handle with foldaway handle

Handkruk met omklapbare handgreep / Manivelle avec poignée rabattable

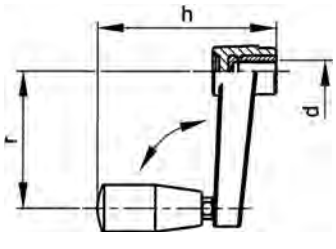



Technical Data

d	h	P	r
M8	86	1.25	65
M10	87	1.50	80
M12	115	1.75	110

d	h	P	r
M14	137	2.00	140
M16	151	2.00	185

57064 **Crank handle with foldaway handle with brass threaded bush / Handkruk met omklapbare handgreep met messing draadbus / Manivelle avec poignée rabattable avec filet intérieur en laiton** **W03A**

Thread Metric thread
Material Glass-fiber reinforced plastic
Color Black



d	✉	Art.number	d	✉	Art.number	d	✉	Art.number
M8	2	57064.080.001	M12	2	57064.120.001	M16	1	57064.160.001
M10	2	57064.100.001	M14	1	57064.140.001			

Gear lever handle with ball knob

Stanggreep met kogelknop / Broche filetée avec bouton sphérique

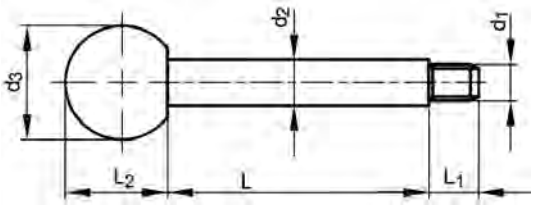



Technical Data

d_1	d_2	d_3	L_1	L_2	P
M6	8	20	9	18	1.00
M8	10	25	13	22.5	1.25
M10	12	32	15	29	1.50

57003 **Gear lever handle with ball knob type A / Stanggreep met kogelknop type A / Broche filetée avec bouton sphérique type A** **W03A**

Thread Metric thread
Material Free-cutting steel



d_1 x L	✉	Art.number	d_1 x L	✉	Art.number	d_1 x L	✉	Art.number
M6X65	5	57003.060.065	M8X80	5	57003.080.080	M10X80	5	57003.100.080

- With plastic (FS31) ball knob.

Handwheel with ripple ring

Handwiel / Roue à main avec volant ondulé

DIN 388-1C

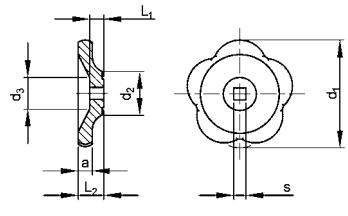



Technical Data

s (H11) x d_1	a	d_2	d_3	L_1	L_2
5x50 (≠DIN)	10	22	22	12	18
5x63 (≠DIN)	11	22	24	12	20
6x50 (≠DIN)	10	22	22	12	18
6x63 (≠DIN)	11	22	24	12	20
7x63	11	22	24	12	20

s (H11) x d_1	a	d_2	d_3	L_1	L_2
7x80 (≠DIN)	12	28	30	14	22
8x63 (≠DIN)	11	22	24	12	20
8x80	12	28	28	14	22
9x100	14	28	30	14	25

56901 **Handwheel with ripple ring / Handwiel / Roue à main avec volant ondulé** **W03F**

Material Plastic Fenolformaldehyde (bakelite)
Class FS31
Color Black



s x d_1	✉	Art.number	s x d_1	✉	Art.number	s x d_1	✉	Art.number
5X50MM	10	56901.050.050				8X63MM	10	56901.080.063
5X63MM	10	56901.050.063	7X63MM	10	56901.070.063	8X80MM	10	56901.080.080
			7X80MM	10	56901.070.080			
6X50MM	10	56901.060.050				9X100MM	5	56901.090.100
6X63MM	10	56901.060.063						

12

FABORY

Handwheel AL

Handwiel AL / Volant Aluminium

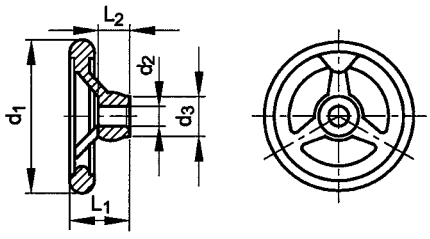

DIN 950



Technical Data

d_2 (H7) x d_1	d_3	L_1 ≈	L_2	Spokes
10x80	24	29	16	3
10x100	26	36	18	3
12x125	28	36	18	3
14x140	30	39	19	3
16x160	32	40	20	3
18x180 (≠DIN)	35	43	22	3
20x200 (≠DIN)	38	45	24	3
20x225 (≠DIN)	42	48	26	5
24x250 (≠DIN)	45	50	28	5
24x280 (≠DIN)	50	53	30	5
26x315	53	56	33	5
28x360 (≠DIN)	60	59	35	5
30x400	65	63	38	5
34x500	78	72	45	5

56940 **Handwheel type A4 / Handwiel type A4 / Volant Aluminium** **W03F**

Material Aluminium

RoHS



d_2 x d_1	✉	Art.number	d_2 x d_1	✉	Art.number	d_2 x d_1	✉	Art.number
10X80MM 3-SPOKES	1	56940.100.080	18X180MM 3-SPOKES	1	56940.180.001	26X315MM 5-SPOKES	1	56940.315.001
10X100MM 3-SPOKES	1	56940.100.100	20X200MM 3-SPOKES	1	56940.200.001	28X360MM 5-SPOKES	1	56940.360.001
12X125MM 3-SPOKES	1	56940.120.125	20X225MM 5-SPOKES	1	56940.225.001	30X400MM 5-SPOKES	1	56940.400.001
14X140MM 3-SPOKES	1	56940.140.140	24X250MM 5-SPOKES	1	56940.250.001	34X500MM 5-SPOKES	1	56940.500.001
16X160MM 3-SPOKES	1	56940.160.001	24X280MM 5-SPOKES	1	56940.280.001			

12

Handwheel two spokes

Handwiel 2-spaaks / Volant 2 branches

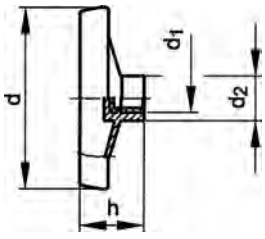

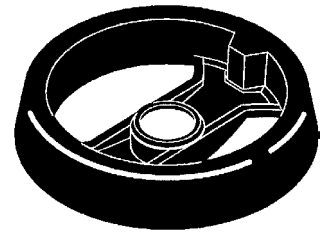

Technical Data

d	d_1 (H7)	d_2	h	d	d_1 (H7)	d_2	h
80	8	24	34	**164**	14	40	56
100	10	28	42	**200**	16	50	61
130	12	32	50	**255**	20	56	71

57060 **Handwheel two spokes / Handwiel 2-spaaks / Volant 2 branches** **W03A**

Material Glass-fiber reinforced plastic
Color Black

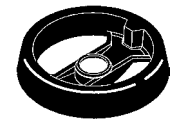

Outer diameter	✉	Art.number	Outer diameter	✉	Art.number	Outer diameter	✉	Art.number
80MM	2	57060.080.001	130MM	2	57060.130.001	200MM	1	57060.200.001
100MM	2	57060.100.001	164MM	2	57060.160.001	255MM	1	57060.250.001

- With steel zinc plated insert.

Handwheel with foldaway handle two spokes

Handwiel met omklapbare handgreep 2-spaaks / Volant avec poignée rabattable 2 branches

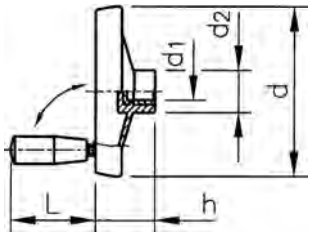



Technical Data

d	d_1 (H7)	d_2	h	Length (L) (mm)	d	d_1 (H7)	d_2	h	Length (L) (mm)
80	8	24	34	56	**164**	14	40	56	76
100	10	28	43	56	**200**	16	50	61	76
130	12	32	50	76	**255**	20	56	71	98

57061 **Handwheel with foldaway handle two spokes / Handwiel met omklapbare handgreep 2-spaaks / Volant avec poignée rabattable 2 branches** **W03A**

Material Glass-fiber reinforced plastic
Color Black



Outer diameter	✉	Art.number	Outer diameter	✉	Art.number	Outer diameter	✉	Art.number
80MM	2	57061.080.001	130MM	2	57061.130.001	200MM	1	57061.200.001
100MM	2	57061.100.001	164MM	2	57061.160.001	255MM	1	57061.250.001

- With steel zinc plated insert.

Handwheel solid

Handwiel gesloten / Volant plein

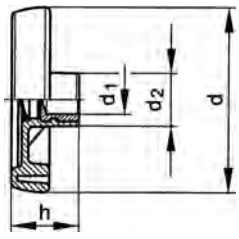

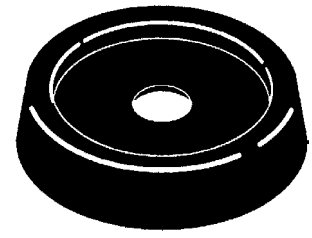

Technical Data

d	d_1	d_2	h	d	d_1	d_2	h
80	8	25	33	**150**	14	38	54
100	10	30	39	**173**	16	40	57
126	125	36	44	**203**	18	44	59

57080 **Handwheel solid / Handwiel gesloten / Volant plein** **W03A**

Material Glass-fiber reinforced plastic
Color Black

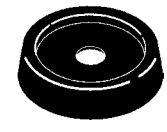

Outer diameter	✉	Art.number	Outer diameter	✉	Art.number	Outer diameter	✉	Art.number
80MM	2	57080.080.001	126MM	2	57080.125.001	173MM	1	57080.175.001
100MM	2	57080.100.001	150MM	2	57080.150.001	203MM	1	57080.200.001

- With steel zinc plated insert.

Handwheel with handle solid

Handwiel met handgreep gesloten / Volant avec poignée plein

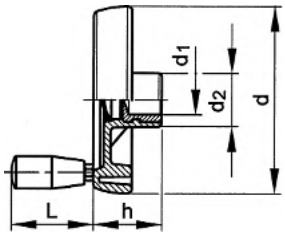

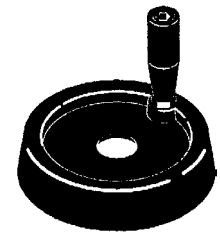

Technical Data

d	d_1	d_2	h	Length (L) (mm)	d	d_1	d_2	h	Length (L) (mm)
80	8	24	33	55	**150**	14	38	53	76
100	10	30	39	55	**173**	16	40	56	86
126	12	36	44	66	**203**	18	44	59	86

57081 **Handwheel with handle solid / Handwiel met handgreep gesloten / Volant avec poignée plein** **W03A**

Material Glass-fiber reinforced plastic
Color Black



Outer diameter	✉	Art.number	Outer diameter	✉	Art.number	Outer diameter	✉	Art.number
80MM	2	57081.080.001	126MM	2	57081.125.001	173MM	1	57081.175.001
100MM	2	57081.100.001	150MM	2	57081.150.001	203MM	1	57081.200.001

- With steel zinc plated insert.

Handwheel with foldaway handle solid

Handwiel met omklapbare handgreep gesloten / Volant avec poignée rabattable

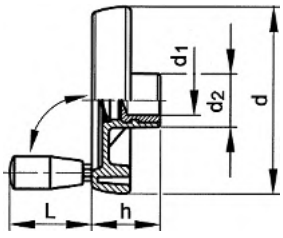



Technical Data

d	d_1	d_2	h	Length (L) (mm)
80	8	24	33	55
100	10	30	39	55
126	12	36	44	76

57083 **Handwheel with foldaway handle solid / Handwiel met omklapbare handgreep gesloten / Volant avec poignée rabattable** **W03A**

Material Glass-fiber reinforced plastic
Color Black



Outer diameter	✉	Art.number	Outer diameter	✉	Art.number	Outer diameter	✉	Art.number
80MM	2	57083.080.001	100MM	2	57083.100.001	126MM	2	57083.125.001

- With steel zinc plated insert.

Handwheel with recessable foldaway handle solid

Handwiel met omklapbare verzinkbare handgreep gesloten / Volants pleins avec poignée rabattable plastique

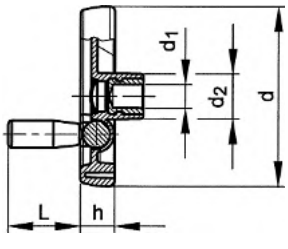



Technical Data

d	d_1 (H7)	d_2	h	Length (L) (mm)	d	d_1 (H7)	d_2	h	Length (L) (mm)
80	8	24	33	39	150	14	38	53	60
100	10	30	42	49	175	16	40	58	80
125	12	36	47	58	200	18	44	63	90

57084 **Handwheel with recessable foldaway handle solid / Handwiel met omklapbare verzinkbare handgreep gesloten / Volants pleins avec poignée rabattable plastique** **W03A**

Material Glass-fiber reinforced plastic
Color Black



Outer diameter	✉	Art.number	Outer diameter	✉	Art.number	Outer diameter	✉	Art.number
80MM	2	57084.080.001	125MM	2	57084.125.001	175MM	1	57084.175.001
100MM	2	57084.100.001	150MM	2	57084.150.001	200MM	1	57084.200.001

- With steel zinc plated insert.

FABORY

Handwheel with fold-away handle

Handwiel met omklapbare handgreep / Volant avec poignée rabattable

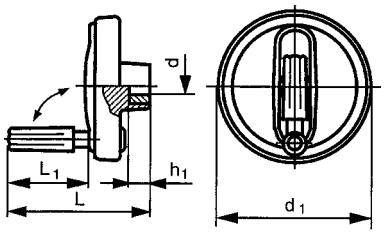



Technical Data

d (H7) x d_1	h_1	L_1	Length (L) (mm)	d (H7) x d_1	h_1	L_1	Length (L) (mm)
8x80	13	40	75	**12x125**	18.5	59.9	109
10x100	13	49	90	**14x160**	18.5	83.5	144

56954 **Handwheel with fold-away handle / Handwiel met omklapbare handgreep / Volant avec poignée rabattable** **W03A**

Material Thermoplastic Polyamide (nylon)
Class 6
Color Black



d x d_1	✉	Art.number	d x d_1	✉	Art.number	d x d_1	✉	Art.number
8X80MM*	1	56954.080.080	12X125MM	1	56954.120.125	14X160MM*	1	56954.140.160
10X100MM	1	56954.100.100						

- With a steel insert.

Technical ball

Technische kogel / Bille technique

DIN **≈5401**
ISO 3290



Article groups

Material	Class		Code	Page
Chrome steel HRc 60-67	G20	packed per piece	66813	12-100
Chrome steel HRc 60-67	G28	packed per piece	66816	12-101
Chrome steel HRc 60-67	G40	packed per piece	66819	12-101
Carbon steel unhardened HRc 25		packed per piece	66860	12-101
St.st. AISI304 not hardened HRc 25-29	G100	packed per piece	66910	12-101
St.st. AISI316 not hardened HRc 25-29	G100	packed per piece	66920	12-102
St.st. AISI420 hardened HRC 54-60	G100	packed per piece	66930	12-102

66813 **Technical ball / Technische kogel / Bille technique** **S50A**

Material Chrome steel HRc 60-67
Class G20



d	✉	Art.number	d	✉	Art.number	d	✉	Art.number
1,000MM	1	66813.001.000	2,778MM	1	66813.002.778	4,762MM	1	66813.004.762
1,500MM	1	66813.001.500	3,000MM	1	66813.003.000	5,000MM	1	66813.005.000
1,588MM	1	66813.001.588	3,175MM	1	66813.003.175	5,500MM	1	66813.005.500
1,984MM	1	66813.001.984	3,500MM	1	66813.003.500	5,556MM	1	66813.005.556
2,000MM	1	66813.002.000	3,969MM	1	66813.003.969	6,000MM	1	66813.006.000
2,381MM	1	66813.002.381	4,000MM	1	66813.004.000	6,350MM	1	66813.006.350
2,500MM	1	66813.002.500	4,500MM	1	66813.004.500	6,500MM	1	66813.006.500

66813 Technical ball / Technische kogel / Bille technique

d	✉	Art.number	d	✉	Art.number	d	✉	Art.number
6,747MM	1	66813.006.747	12,000MM	1	66813.012.000	18,256MM	1	66813.018.256
7,000MM	1	66813.007.000	12,700MM	1	66813.012.700	19,050MM	1	66813.019.050
7,144MM	1	66813.007.144	13,000MM	1	66813.013.000	19,844MM	1	66813.019.844
7,938MM	1	66813.007.938	13,494MM	1	66813.013.494	20,000MM	1	66813.020.000
8,000MM	1	66813.008.000	14,000MM	1	66813.014.000	20,637MM	1	66813.020.637
8,500MM	1	66813.008.500	14,287MM	1	66813.014.287	21,000MM	1	66813.021.000
8,731MM	1	66813.008.731	15,000MM	1	66813.015.000	21,431MM	1	66813.021.431
9,000MM	1	66813.009.000	15,081MM	1	66813.015.081	22,000MM	1	66813.022.000
9,525MM	1	66813.009.525	15,875MM	1	66813.015.875	22,225MM	1	66813.022.225
10,000MM	1	66813.010.000	16,000MM	1	66813.016.000	23,000MM	1	66813.023.000
10,319MM	1	66813.010.319	16,669MM	1	66813.016.669	23,019MM	1	66813.023.019
11,000MM	1	66813.011.000	17,000MM	1	66813.017.000	24,000MM	1	66813.024.000
11,112MM	1	66813.011.112	17,462MM	1	66813.017.462	24,606MM	1	66813.024.606
11,906MM	1	66813.011.906	18,000MM	1	66813.018.000	25,000MM	1	66813.025.000

66816 Technical ball / Technische kogel / Bille technique S50A

Material Chrome steel HRc 60-67
Class G28



d	✉	Art.number	d	✉	Art.number	d	✉	Art.number
25,400MM	1	66816.025.400	31,750MM	1	66816.031.750	41,275MM	1	66816.041.275
26,000MM	1	66816.026.000	33,337MM	1	66816.033.337	42,863MM	1	66816.042.863
26,988MM	1	66816.026.988	34,925MM	1	66816.034.925	44,450MM	1	66816.044.450
28,000MM	1	66816.028.000	35,000MM	1	66816.035.000	45,000MM	1	66816.045.000
28,575MM	1	66816.028.575	36,512MM	1	66816.036.512	46,038MM	1	66816.046.038
30,000MM	1	66816.030.000	38,100MM	1	66816.038.100	47,625MM	1	66816.047.625
30,162MM	1	66816.030.162	40,000MM	1	66816.040.000			

66819 Technical ball / Technische kogel / Bille technique S50A

Material Chrome steel HRc 60-67
Class G40



d	✉	Art.number	d	✉	Art.number	d	✉	Art.number
50,800MM	1	66819.050.800	63,500MM	1	66819.063.500	70,000MM	1	66819.070.000
52,500MM	1	66819.052.500	69,850MM	1	66819.069.850	80,000MM	1	66819.080.000
60,000MM	1	66819.060.000						

66860 Technical ball / Technische kogel / Bille technique S51A

Material Carbon steel unhardened HRc 25



d	✉	Art.number	d	✉	Art.number	d	✉	Art.number
7,144MM	1	66860.007.144	9,525MM	1	66860.009.525	15,875MM	1	66860.015.875

66910 Technical ball / Technische kogel / Bille technique S52A

Material Stainless steel AISI304 not hardened HRc 25-29
Class G100



d	✉	Art.number	d	✉	Art.number	d	✉	Art.number
2,500MM	1	66910.002.500	6,000MM	1	66910.006.000	10,000MM	1	66910.010.000
3,969MM	1	66910.003.969	6,350MM	1	66910.006.350	12,000MM	1	66910.012.000
4,000MM	1	66910.004.000	8,000MM	1	66910.008.000			

FABORY

66920 Technical ball / Technische kogel / Bille technique S52A

Material Stainless steel AISI316 not hardened HRc 25-29
Class G100



d	✉	Art.number	d	✉	Art.number	d	✉	Art.number
1,000MM	1	66920.001.000	6,000MM	1	66920.006.000	12,700MM	1	66920.012.700
2,000MM	1	66920.002.000	6,350MM	1	66920.006.350	14,000MM	1	66920.014.000
2,381MM	1	66920.002.381	7,144MM	1	66920.007.144	15,875MM	1	66920.015.875
2,500MM	1	66920.002.500	7,938MM	1	66920.007.938	19,050MM	1	66920.019.050
3,000MM	1	66920.003.000	8,000MM	1	66920.008.000	20,000MM	1	66920.020.000
3,175MM	1	66920.003.175	9,525MM	1	66920.009.525	25,000MM	1	66920.025.000
3,969MM	1	66920.003.969	10,000MM	1	66920.010.000	25,400MM	1	66920.025.400
4,000MM	1	66920.004.000	11,112MM	1	66920.011.112			
4,762MM	1	66920.004.762	12,000MM	1	66920.012.000			

66930 Technical ball / Technische kogel / Bille technique S52A

Material Stainless steel AISI420 hardened HRc 54-60
Class G100



d	✉	Art.number	d	✉	Art.number	d	✉	Art.number
1,000MM	1	66930.001.000	7,000MM	1	66930.007.000	15,875MM	1	66930.015.875
1,500MM	1	66930.001.500	7,144MM	1	66930.007.144	16,000MM	1	66930.016.000
2,000MM	1	66930.002.000	7,938MM	1	66930.007.938	18,000MM	1	66930.018.000
2,381MM	1	66930.002.381	8,000MM	1	66930.008.000	19,050MM	1	66930.019.050
2,500MM	1	66930.002.500	8,731MM	1	66930.008.731	20,000MM	1	66930.020.000
3,000MM	1	66930.003.000	9,000MM	1	66930.009.000	22,000MM	1	66930.022.000
3,175MM	1	66930.003.175	9,525MM	1	66930.009.525	22,225MM	1	66930.022.225
3,500MM	1	66930.003.500	10,000MM	1	66930.010.000	25,000MM	1	66930.025.000
3,969MM	1	66930.003.969	11,112MM	1	66930.011.112	25,400MM	1	66930.025.400
4,000MM	1	66930.004.000	12,000MM	1	66930.012.000	30,000MM	1	66930.030.000
4,500MM	1	66930.004.500	12,700MM	1	66930.012.700	30,162MM	1	66930.030.162
4,762MM	1	66930.004.762	13,000MM	1	66930.013.000	34,925MM	1	66930.034.925
5,000MM	1	66930.005.000	14,000MM	1	66930.014.000	40,000MM	1	66930.040.000
5,556MM	1	66930.005.556	14,287MM	1	66930.014.287	50,000MM	1	66930.050.000
6,000MM	1	66930.006.000	15,000MM	1	66930.015.000	60,000MM	1	66930.060.000
6,350MM	1	66930.006.350						

Technical ball not according to standards

Technische kogel niet genormeerd / Bille technique non standardisée



Article groups

Material	Class		Color	Code	Page
Plastic PP		packed per piece		66950	12-103
Plastic PA	6.6	packed per piece	Natural	66955	12-103
Plastic POM		packed per piece	White	66960	12-103
Plastic PTFE		packed per piece	White	66970	12-104
Glass		packed per piece		66990	12-104

66950 Technical ball not according to standards / Technische kogel niet genormeerd / Bille technique non standardisée S54A

Material Plastic Polypropylene



d	✉	Art.number	d	✉	Art.number	d	✉	Art.number
2,000MM	1	66950.002.000	6,500MM	1	66950.006.500	15,875MM	1	66950.015.875
2,381MM	1	66950.002.381	7,000MM	1	66950.007.000	16,000MM	1	66950.016.000
2,500MM	1	66950.002.500	7,938MM	1	66950.007.938	17,000MM	1	66950.017.000
3,000MM	1	66950.003.000	8,000MM	1	66950.008.000	18,000MM	1	66950.018.000
3,175MM	1	66950.003.175	9,000MM	1	66950.009.000	19,000MM	1	66950.019.000
3,500MM	1	66950.003.500	9,525MM	1	66950.009.525	20,000MM	1	66950.020.000
3,969MM	1	66950.003.969	10,000MM	1	66950.010.000	25,000MM	1	66950.025.000
4,000MM	1	66950.004.000	11,000MM	1	66950.011.000	25,400MM	1	66950.025.400
4,500MM	1	66950.004.500	12,000MM	1	66950.012.000	30,000MM	1	66950.030.000
5,000MM	1	66950.005.000	13,000MM	1	66950.013.000	35,000MM	1	66950.035.000
6,000MM	1	66950.006.000	14,000MM	1	66950.014.000	38,000MM	1	66950.038.000
6,350MM	1	66950.006.350	15,000MM	1	66950.015.000			

Depending on the size, the colors of these balls may vary, between green, grey and natural.

66955 Technical ball not according to standards / Technische kogel niet genormeerd / Bille technique non standardisée S54A

Material Plastic Polyamide (nylon)
Class 6.6
Color Natural



d	✉	Art.number	d	✉	Art.number	d	✉	Art.number
2,000MM	1	66955.002.000	5,000MM	1	66955.005.000	12,700MM	1	66955.012.700
2,381MM	1	66955.002.381	6,000MM	1	66955.006.000	13,000MM	1	66955.013.000
2,500MM	1	66955.002.500	6,350MM	1	66955.006.350	14,000MM	1	66955.014.000
3,000MM	1	66955.003.000	7,000MM	1	66955.007.000	15,000MM	1	66955.015.000
3,175MM	1	66955.003.175	8,000MM	1	66955.008.000	18,000MM	1	66955.018.000
3,500MM	1	66955.003.500	10,000MM	1	66955.010.000	20,000MM	1	66955.020.000
3,969MM	1	66955.003.969	11,112MM	1	66955.011.112	30,000MM	1	66955.030.000
4,000MM	1	66955.004.000						

66960 Technical ball not according to standards / Technische kogel niet genormeerd / Bille technique non standardisée S54A

Material Plastic Polyoxymethylene
Color White



d	✉	Art.number	d	✉	Art.number	d	✉	Art.number
2,000MM	1	66960.002.000	4,000MM	1	66960.004.000	8,000MM	1	66960.008.000
2,500MM	1	66960.002.500	5,000MM	1	66960.005.000	9,000MM	1	66960.009.000
3,000MM	1	66960.003.000	6,000MM	1	66960.006.000	10,000MM	1	66960.010.000
3,175MM	1	66960.003.175	6,350MM	1	66960.006.350	11,000MM	1	66960.011.000
3,500MM	1	66960.003.500	6,500MM	1	66960.006.500	12,000MM	1	66960.012.000

FABORY

66960 Technical ball not according to standards / Technische kogel niet genormeerd / Bille technique non standardisée ←

d	✉	Art.number	d	✉	Art.number	d	✉	Art.number
13,000MM	1	66960.013.000	15,875MM	1	66960.015.875	20,000MM	1	66960.020.000
14,000MM	1	66960.014.000	16,000MM	1	66960.016.000			
15,000MM	1	66960.015.000	19,000MM	1	66960.019.000			

66970 Technical ball not according to standards / Technische kogel niet genormeerd / Bille technique non standardisée **S54A**

Material Plastic Polytetrafluorethene
Color White



d	✉	Art.number	d	✉	Art.number	d	✉	Art.number
2,000MM	1	66970.002.000	5,000MM	1	66970.005.000	12,700MM	1	66970.012.700
2,500MM	1	66970.002.500	8,000MM	1	66970.008.000	15,000MM	1	66970.015.000
3,000MM	1	66970.003.000	10,000MM	1	66970.010.000	16,000MM	1	66970.016.000
3,175MM	1	66970.003.175	12,000MM	1	66970.012.000	20,000MM	1	66970.020.000
4,000MM	1	66970.004.000						

66990 Technical ball not according to standards / Technische kogel niet genormeerd / Bille technique non standardisée **S54A**

Material Glass



d	✉	Art.number	d	✉	Art.number	d	✉	Art.number
3,000MM	1	66990.003.000	5,000MM	1	66990.005.000	10,000MM	1	66990.010.000

Grommet

Doorvoertule / Gaine de câble

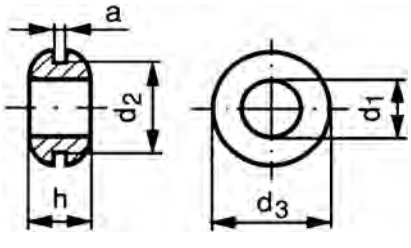

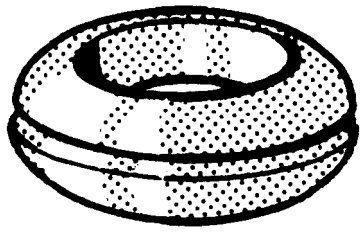

Technical Data

d_1 x d_2	a	d_3	h	d_1 x d_2	a	d_3	h
3.2x4.75	1.6	8	6.4	12.5x17.5	1.6	22	6.4
4.0x6.4	1.6	9.5	6.3	12.5x20	1.6	25.5	6.4
4.75x9.5	1.6	12.5	7	14.2x17.5	1.6	22	4.8
4.8x9.5	1.6	12.5	6.8	15.5x20	1.6	24	7.5
5.5x8	1.6	11	5.5	16.0x19	1.6	24	6
6.4x9.5	1.6	14.2	6.4	16.0x20	1.6	24	7.5
8.0x9.5	1.6	14.2	8	17.5x19	1.6	24	4.8
8.0x11	1.6	14.2	4.8	18.5x25.2	1.6	31.4	8
8.0x12.5	1.6	16	6.4	22.0x25.5	1.6	30	8
9.5x12.5	1.6	17	7	24.7x32	1.6	38	7.8
9.5x14.2	1.6	19	6.4	32.0x38	1.6	46	9.5
11.0x12.5	1.6	19	6.4	45.0x50	1.6	60	10

- Specific features of grommets:
- Protect electric wire in sheet iron.
- Excellent insulation.
- Strong and safe.
- Reducing vibration.

38900 **Grommet / Doorvoertule / Gaine de câble** **W05D**

Material Plastic Polyvinylchloride
Color Black

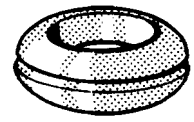

d_1 x d_2	✉	Art.number	d_1 x d_2	✉	Art.number	d_1 x d_2	✉	Art.number
3,2X4,75MM	100	38900.032.047	9,5X12,5MM	100	38900.095.125	16,0X20,0MM	50	38900.160.200
4,0X6,4MM	100	38900.040.064	9,5X14,2MM	100	38900.095.142	17,5X19,0MM	50	38900.175.190
4,8X9,5MM	100	38900.048.095	11,0X12,5MM	100	38900.110.125	18,5X25,2MM	25	38900.185.252
5,5X8,0MM	100	38900.055.080	12,5X17,5MM	100	38900.125.175	22,0X25,5MM	25	38900.220.255
6,4X9,5MM	100	38900.064.095	12,5X20,0MM	100	38900.125.200	24,7X32,0MM	25	38900.249.310
8,0X9,5MM	100	38900.080.095	14,2X17,5MM	50	38900.142.175	32,0X38,0MM	25	38900.320.380
8,0X11,0MM	100	38900.080.110	16,0X19,0MM	50	38900.160.190	45,0X50,0MM	25	38900.450.500
8,0X12,5MM	100	38900.080.125						

Blanking plug

Afschermplug (Afdichttule) / Bouchon

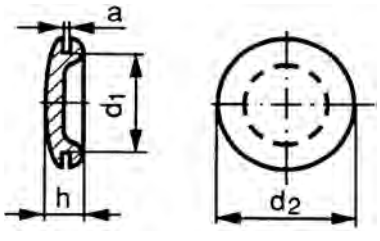

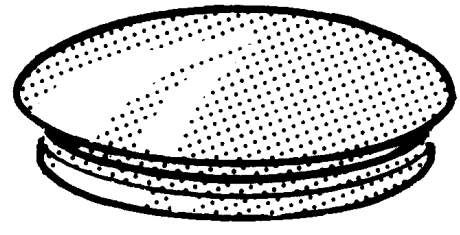

Technical Data

d_1 x d_2	a	h	d_1 x d_2	a	h
4.7x9.3	1.6	4.6	**19.0x25.5**	1.6	6.5
6.4x9.5	1.6	5	**20.0x25.5**	1.6	6.7
8.0x14.2	1.6	5	**22.5x28.4**	1.6	9.3
9.5x15.4	1.6	7.3	**25.4x32**	1.6	9
11.2x17.7	1.6	6.2	**31.5x38.2**	1.6	7.5
12.5x18.7	1.6	5.6	**38.2x43.3**	1.6	8.2
15.5x22	1.6	7.5	**51.5x57.5**	1.6	11.4

38950 **Blanking plug / Afschermplug (Afdichttule) / Bouchon** **W05D**

Material Plastic Polyvinylchloride
Color Black

RoHS

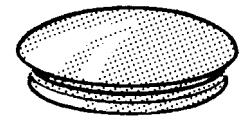

d_1 x d_2	✉	Art.number	d_1 x d_2	✉	Art.number	d_1 x d_2	✉	Art.number
4,7X9,3MM	100	38950.047.093	12,5X18,7MM	100	38950.125.187	25,4X32,0MM	25	38950.254.320
6,4X9,5MM	100	38950.064.095	15,5X22,0MM	100	38950.155.220	31,5X38,2MM	25	38950.315.382
8,0X14,2MM	100	38950.080.142	19,0X25,5MM	100	38950.190.255	38,2X43,3MMM	25	38950.382.433
9,5X15,4MM	100	38950.095.154	20,0X25,5MM	50	38950.200.255	51,5X57,5MM	25	38950.515.575
11,2X17,7MM	100	38950.112.177	22,5X28,4MM	50	38950.225.284			

FABORY

Clip with one fixing hole

Leidingbeugel met 1 lip / Clip de fixation pour câble/tuyau à 1 patte

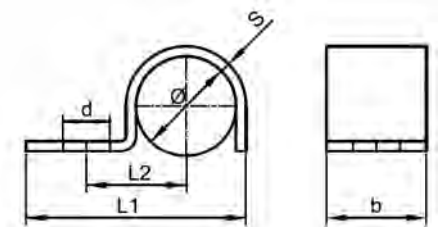

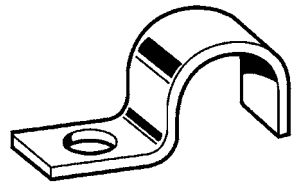

Technical Data

For pipe ø	b	Diameter (mm)	L_1	L_2	s	ø
1x4	10	4.8	18	9	1	4
1x5	10	4.8	18.5	9	1	5
1x6	10	4.8	20	10	1	6
1x7	10	4.8	20.5	10	1	7
1x8	10	4.8	22	11	1	8
1x10	10	4.8	23	11	1	10
1x12	12	5.8	30.5	16	1.5	12
1x15	12	5.8	34	18	1.5	15
1x16	12	5.8	35	18	1.5	16
1x18	12	7	35.5	18	1.5	18
1x20	12	7	37.5	18	1.5	20
1x22	12	7	39.5	20	1.5	22
2x6	10	4.8	26.5	13	1	6
2x8	10	4.8	30.5	15	1	8
2x10	10	4.8	33.5	16	1	10
2x12	12	5.8	43	22	1.5	12

43213 **NORMA Clip with one fixing hole / NORMA Leidingbeugel met 1 lip / NORMA Clip de fixation pour câble/tuyau à 1 patte** **Y61A**

Material Steel
Surface treatment Zinc plated

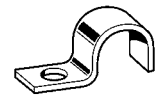

For pipe ø	✉	Art.number	For pipe ø	✉	Art.number	For pipe ø	✉	Art.number
1X4	100	43213.010.004	1X12	100	43213.010.012			
1X5	100	43213.010.005	1X15	100	43213.010.015	2X6	100	43213.020.006
1X6	100	43213.010.006	1X16	100	43213.010.016	2X8	100	43213.020.008
1X7	100	43213.010.007	1X18	100	43213.010.018	2X10	100	43213.020.010
1X8	100	43213.010.008	1X20	100	43213.010.020	2X12	100	43213.020.012
1X10	100	43213.010.010	1X22	100	43213.010.022			

12

Clip with two fixing holes

Leidingbeugel met 2 lippen / Clip de fixation pour câble/tuyau à 2 pattes

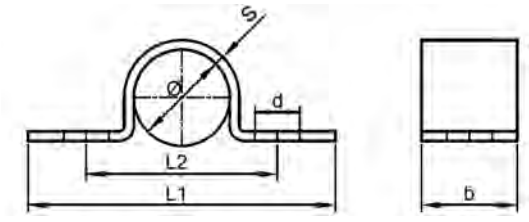

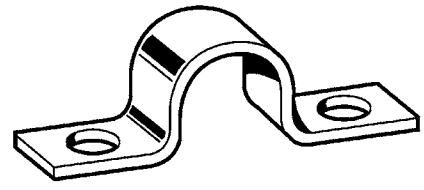

Technical Data

For pipe ø	b	Diameter (mm)	L_1	L_2	s	ø
1x6	10	4.8	32	20	1	6
1x8	10	4.8	34	22	1	8
1x10	10	4.8	34	22	1	10
1x12	12	5.8	46	32	1.5	12
1x15	12	5.8	50	36	1.5	15
1x18	12	7	50	36	1.5	18
1x20	12	7	52	38	1.5	20
1x22	12	7	54	40	1.5	22
2x6	10	4.8	38	26	1	6
2x8	10	4.8	42	30	1	8
2x10	10	4.8	44	32	1	10
2x12	12	5.8	58	44	1.5	12
2x18	12	7	69	55	1.5	18

43214 **NORMA Clip with two fixing holes / NORMA Leidingbeugel met 2 lippen / NORMA Clip de fixation pour câble/tuyau à 2 pattes** **Y61A**

Material Steel
Surface treatment Zinc plated





For pipe ø	✉	Art.number	For pipe ø	✉	Art.number	For pipe ø	✉	Art.number
1X6	100	43214.010.006	1X18	100	43214.010.018	2X8	100	43214.020.008
1X8	100	43214.010.008	1X20	100	43214.010.020	2X10	100	43214.020.010
1X10	100	43214.010.010	1X22	100	43214.010.022	2X12	100	43214.020.012
1X12	100	43214.010.012				2X18	100	43214.020.018
1X15	100	43214.010.015	2X6	100	43214.020.006			

FABORY

Locking cable tie

Kabelbinder / Lien de fixation



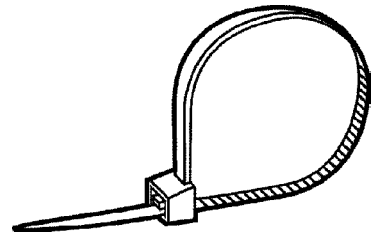

Technical Data

L x W	Max. bundle ø	Tensile strength (N)
100x2.5	22	80
112x2.4	25	80
120x4.8	24	220
136x2.4	32	80
140x3.6	33	180
140x4.6	32	220
141x3.5	32	180
143x3.3	32	130
160x2.5	40	80
160x4.8	38	220
162x2.5	38	80
186x4.7	44	220
200x2.5	50	80
200x3.6	53	180
200x4.8	50	220
200x7.6	50	540
203x2.5	50	180
205x3.6	50	180
215x4.8	57	220
250x3.6	-	-
250x4.8	60	220
280x3.6	-	-
290x3.6	76	180
299x7.6	76	540
300x3.6	76	180
300x4.8	76	220
300x7.6	76	533
302x4.7	76	220
366x4.7	102	220
368x3.6	102	180
368x4.8	102	220
368x7.6	102	533
370x3.6	102	180
375x7.6	102	540
430x4.8	110	220
430x9.0	110	778
450x7.6	132	533
500x12.5	140	1.118
530x9.0	140	778
540x7.6	105	533
580x12.5	152	1.118
600x7.6	184	540
710x9.0	190	778
756x7.6	204	540
780x9.0	228	778
830x9.0	239	778

- Depending on availability the dimensions may deviate.

Article groups

Material	Class		Color	Code	Page
Plastic PA	6.6		Natural	30900	12-109
Plastic PA	6.6		Black	30901	12-109
Plastic PA	6.6		Assorted	30902	12-109
Plastic PA	6.6	large pack	Black	43317	12-109

30900 Locking cable tie / Kabelbinder / Lien de fixation — MF8A

Material Plastic Polyamide (nylon)
Class 6.6
Color Natural

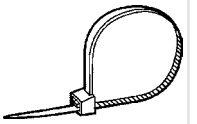

L x W	✉	Art.number	L x W	✉	Art.number	L x W	✉	Art.number
100X2,5	100	30900.100.025	200X4,8	100	30900.200.048	368X7,6	100	30900.368.076
140X3,6	100	30900.140.036	250X4,8	100	30900.250.048	430X4,8	100	30900.430.048
160X4,8	100	30900.160.048	300X4,8	100	30900.300.048	450X7,6	100	30900.450.076
200X2,5	100	30900.200.025	300X7,6	100	30900.300.076	540X7,6	100	30900.540.076
200X3,6	100	30900.200.036	368X4,8	100	30900.368.048	780X9,0	100	30900.780.090

- Full boxes only.

30901 Locking cable tie / Kabelbinder / Lien de fixation — MF8A

Material Plastic Polyamide (nylon)
Class 6.6
Color Black

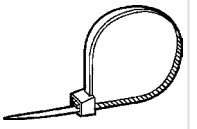

L x W	✉	Art.number	L x W	✉	Art.number	L x W	✉	Art.number
100X2,5	100	30901.100.025	300X4,8	100	30901.300.048	500X12,5	100	30901.500.125
140X3,6	100	30901.140.036	300X7,6	100	30901.300.076	530X9,0	100	30901.530.090
160X4,8	100	30901.160.048	368X4,8	100	30901.368.048	540X7,6	50	30901.540.076
200X2,5	100	30901.200.025	368X7,6	100	30901.368.076	710X9,0	100	30901.710.090
200X3,6	100	30901.200.036	430X4,8	100	30901.430.048	780X9,0	100	30901.780.090
200X4,8	100	30901.200.048	430X9,0	100	30901.430.090	830X9,0	100	30901.830.090
250X4,8	100	30901.250.048	450X7,6	50	30901.450.076			

- Full boxes only.

30902 MAXXFAST Locking cable tie / MAXXFAST Kabelbinder / MAXXFAST Lien de fixation — MF8A

Material Plastic Polyamide (nylon)
Class 6.6
Color Assorted

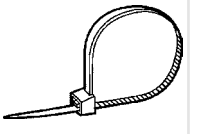

L x W	✉	Art.number	L x W	✉	Art.number	L x W	✉	Art.number
Blue 200X4,8	100	30902.000.002	Green 200X4,8	100	30902.000.005	Red 200X4,8	100	30902.000.009
Yellow 200X4,8	100	30902.000.004	Grey 200X4,8	100	30902.000.006	Orange 200X4,8	100	30902.000.030

- Full boxes only.

43317 Locking cable tie / Kabelbinder / Lien de fixation — W050

Material Plastic Polyamide (nylon)
Class 6.6
Color Black

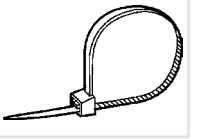

L x W	✉	Art.number	L x W	✉	Art.number	L x W	✉	Art.number
100X2,5	1.000	43317.100.025	200X4,8	1.000	43317.200.048	300X4,8	1.000	43317.300.048

FABORY

Locking cable tie assortment

Kabelbinder assortment / Assortiment de liens de fixation

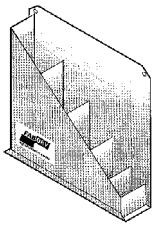

43310	Locking cable tie assortment / Kabelbinder assortiment / Assortiment de liens de fixation	Y94A
Material	Plastic Polyamide (nylon)	
Class	6.6	

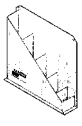

Type	✉	Art.number	
Assortment	1	43310.001.700	Content: • 100 x 2,5 mm - 500pcs. • 140 x 3,6 mm - 300pcs. • 200 x 4,8 mm - 300pcs. • 300 x 4,8 mm - 300pcs. • 368 x 4,8 mm - 200pcs.

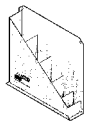

Releasable cable tie

Kabelbinder, demontabel / Lien de fixation détachable

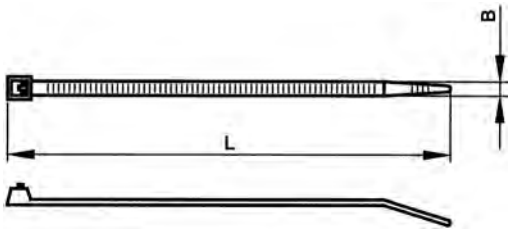

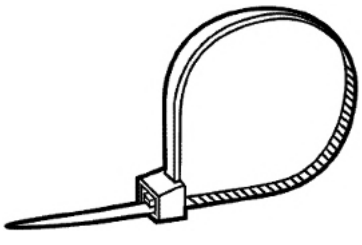

Technical Data

L x B	Max. bundle ø	Tensile strength (N)
140x3.6	33	180
200x4.8	50	220
300x4.8	86	220
368x4.8	102	220
380x4.8	102	220
100x7.6	20	220
150x7.6	35	220
200x7.6	50	220
300x7.6	80	220

• Depending on availability the dimensions may deviate.

Article groups

Material	Class	Color	Code	Page
Plastic PA	6.6	Black	30903	12-111
Plastic PA	6.6	White	30904	12-111

30903 **MAXXFAST Releasable cable tie / MAXXFAST Demontabele kabelbinder / MAXXFAST Lien de fixation détachable** **MF8A**

Material Plastic Polyamide (nylon)
Class 6.6
Color Black



L x B	✉	Art.number	L x B	✉	Art.number	L x B	✉	Art.number
100X7,6	100	30903.100.076	200X7,6	100	30903.200.076	300X7,6	100	30903.300.076
150X7,6	100	30903.150.076						

- Full boxes only.

30904 **MAXXFAST Releasable cable tie / MAXXFAST Demontabele kabelbinder / MAXXFAST Lien de fixation détachable** **MF8A**

Material Plastic Polyamide (nylon)
Class 6.6
Color White



L x B	✉	Art.number	L x B	✉	Art.number	L x B	✉	Art.number
140X3,6	100	30904.140.036	200X4,8	100	30904.200.048	300X4,8	100	30904.300.048

- Full boxes only.

Locking cable tie with stainless steel clip

Kabelbinder met RVS clip / Lien de fixation avec clip de blocage inoxydable



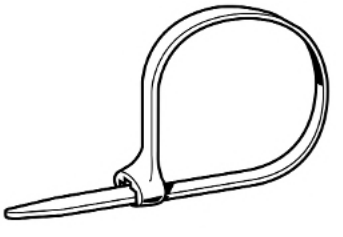

Technical Data

L x W	Max. bundle ø	Tensile strength (N)	L x W	Max. bundle ø	Tensile strength (N)
87x2.3	16	50	215x4.8	57	220
88x2.3	16	50	219x6.7	51	380
91x2.3	22	80	222x7.6	51	540
92x2.3	22	80	223x6.9	51	534
92x2.4	20	80	223x7.0	51	540
112x2.4	25	80	281x3.5	76	130
136x2.4	32	80	281x3.6	76	180
138x3.6	35	180	284x3.6	76	130
140x3.6	35	133	284x3.7	76	130
141x3.5	22	80	290x3.6	76	180
143x3.3	32	130	290x4.8	78	222
150x7.0	31	540	293x4.8	78	225
150x7.6	31	540	295x4.8	76	220
162x2.5	38	80	299x7.6	76	540
178x4.7	45	130	302x4.7	76	220
178x4.8	45	130	335x6.9	90	270
184x4.5	45	155	338x7.0	90	544
185x4.8	48	220	340x6.7	95	540
186x4.1	48	220	340x6.9	89	534
186x4.7	45	220	340x7.0	95	540
186x4.8	48	220	340x7.5	89	380
188x2.5	22	80	343x7.2	102	540
200x2.4	50	81	354x4.7	102	130
200x7.6	50	540	356x2.4	102	80
203x2.4	51	80	356x2.6	102	80
203x2.5	51	80	359x4.7	102	155
203x3.6	35	178	360x4.7	102	220
204x3.6	51	180	360x4.8	102	225
205x3.6	50	180	361x4.8	102	220
208x3.6	51	180	361x4.9	102	222

FABORY

Technical Data		
L x W	Max. bundle ø	Tensile strength (N)
366x4.7	102	220
368x3.6	102	134
370x3.6	102	180
375x7.6	102	540
376x4.2	102	220
457x7.0	127	540
600x7.6	184	540
617x7.0	177	540
631x9.0	187	778

Technical Data		
L x W	Max. bundle ø	Tensile strength (N)
756x7.6	204	540
762x7.0	229	544
762x7.6	229	380
771x6.9	229	540
889x8.1	254	780
921x9.0	263	778
1030x9.0	305	778
1143x8.1	330	780
1220x9.1	368	778

Article groups

Material	Class		Color	Code	Page
Plastic PA	6.6	UV-resistant	Black	43295	12-112
Plastic PA	6.6		Natural	43299	12-112
Plastic PA	6.6	large pack	Natural	43330	12-113
Plastic PA	6.6		Brown	43331	12-113
Plastic PA	6.6		Red	43332	12-113
Plastic PA	6.6		Orange	43333	12-113
Plastic PA	6.6		Yellow	43334	12-113
Plastic PA	6.6		Green	43335	12-114
Plastic PA	6.6		Blue	43336	12-114
Plastic PA	6.6		Purple	43337	12-114
Plastic PA	6.6		Grey	43338	12-114
Plastic PA	6.6		White	43339	12-115
Plastic PA	6.6	UV-resistant	Black	43340	12-115
Plastic PA	6.6		Natural	43341	12-115
Plastic PA	6.6	UV-resistant	Black	43342	12-115
Plastic PA	6.6	flame retardant	White	43343	12-115
Plastic PA	6.6	heat resistant	Natural	43344	12-116
Plastic PA	6.6	heat resistant	Black	43345	12-116
Plastic PA	6.6	high temperature	Green	43346	12-116
Plastic PA	12	UV-resistant	Black	43347	12-116
Plastic PP	6.6	UV-resistant	Black	43348	12-116
Plastic PA	6.6	metal detectable	Blue	43349	12-116
Plastic PP	6.6	metal detectable	Blue	43351	12-117
Plastic FPM	6.6	radiation resistant	Aquamarine	43352	12-117
Plastic FPM	6.6	radiation resistant, bulk	Aquamarine	43353	12-117

43295 **ABB Locking cable tie with stainless steel clip, UV-resistant / ABB Kabelbinder met RVS clip, UV bestendig / ABB Lien de fixation avec clip de blocage inoxydable, résistant aux UV** **Y70A**

Material Plastic Polyamide (nylon)
Class 6.6
Color Black



L x W	✉	Art.number	L x W	✉	Art.number	L x W	✉	Art.number
92X2,4	100	43295.000.023	360X4,8	100	43295.000.028	208X3,6	100	43295.000.242
140X3,6	100	43295.000.024	762X7,0	50	43295.000.029	368X3,6	100	43295.000.244
186X4,8	100	43295.000.025	200X2,4	100	43295.000.232	293X4,8	100	43295.000.253
281X3,6	100	43295.000.026	356X2,4	100	43295.000.234	223X7,0	50	43295.005.272
338X7,0	50	43295.000.027						

43299 **ABB Locking cable tie with stainless steel clip / ABB Kabelbinder met RVS clip / ABB Lien de fixation avec clip de blocage inoxydable** **Y70A**

Material Plastic Polyamide (nylon)
Class 6.6
Color Natural



L x W	✉	Art.number	L x W	✉	Art.number	L x W	✉	Art.number
92X2,4	100	43299.000.023	338X7,0	50	43299.000.027	208X3,6	100	43299.000.242
140X3,6	100	43299.000.024	360X4,8	100	43299.000.028	368X3,6	100	43299.000.244
186X4,8	100	43299.000.025	762X7,0	50	43299.000.029	293X4,8*	100	43299.000.253
281X3,6*	100	43299.000.026	200X2,4*	100	43299.000.232	223X7,0*	100	43299.005.272

12

43330 ABB Locking cable tie with stainless steel clip / ABB Kabelbinder met RVS clip / ABB Lien de fixation avec clip de blocage inoxydable AB1A

Material Plastic Polyamide (nylon)
Class 6.6
Color Natural



L x W	✉	Art.number	L x W	✉	Art.number	L x W	✉	Art.number
92X2,4*	1.000	43330.092.024	204X3,6*	1.000	43330.204.036	361X4,8*	1.000	43330.361.048
1143X8,1*	50	43330.114.308	223X6,9*	500	43330.223.069	368X3,6*	1.000	43330.368.036
140X3,6*	1.000	43330.140.036	284X3,6*	1.000	43330.284.036	457X7,0*	500	43330.457.070
150X7,0*	500	43330.150.070	295X4,8*	1.000	43330.295.048	617X7,0*	500	43330.617.070
186X4,8*	1.000	43330.186.048	340X7,0*	500	43330.340.070	771X6,9*	500	43330.771.069
188X2,5*	1.000	43330.188.025	356X2,4*	1.000	43330.356.024	889X8,1*	50	43330.889.081
203X2,4*	1.000	43330.203.024						

43331 ABB Locking cable tie with stainless steel clip / ABB Kabelbinder met RVS clip / ABB Lien de fixation avec clip de blocage inoxydable AB1A

Material Plastic Polyamide (nylon)
Class 6.6
Color Brown



L x W	✉	Art.number	L x W	✉	Art.number	L x W	✉	Art.number
141X3,5*	1.000	43331.092.024	223X6,9*	500	43331.223.069	457X7,0*	500	43331.457.070
140X3,6*	1.000	43331.140.036	284X3,6*	1.000	43331.284.036	617X7,0*	500	43331.617.070
186X4,8*	1.000	43331.186.048	295X4,8*	1.000	43331.295.048	771X6,9*	500	43331.771.069
188X2,5*	1.000	43331.188.025	340X7,0*	500	43331.340.070	889X8,1*	50	43331.889.081
203X2,4*	1.000	43331.203.024	361X4,8*	1.000	43331.361.048			
204X3,6*	1.000	43331.204.036	368X3,6*	1.000	43331.368.036			

43332 ABB Locking cable tie with stainless steel clip / ABB Kabelbinder met RVS clip / ABB Lien de fixation avec clip de blocage inoxydable AB1A

Material Plastic Polyamide (nylon)
Class 6.6
Color Red



L x W	✉	Art.number	L x W	✉	Art.number	L x W	✉	Art.number
92X2,4*	1.000	43332.092.024	223X6,9*	500	43332.223.069	457X7,0*	500	43332.457.070
140X3,6*	1.000	43332.140.036	284X3,6*	1.000	43332.284.036	617X7,0*	500	43332.617.070
186X4,8*	1.000	43332.186.048	295X4,8*	1.000	43332.295.048	771X6,9*	500	43332.771.069
188X2,5*	1.000	43332.188.025	340X7,0*	500	43332.340.070	889X8,1*	50	43332.889.081
203X2,4*	1.000	43332.203.024	361X4,8*	1.000	43332.361.048			
204X3,6*	1.000	43332.204.036	368X3,6*	1.000	43332.368.036			

43333 ABB Locking cable tie with stainless steel clip / ABB Kabelbinder met RVS clip / ABB Lien de fixation avec clip de blocage inoxydable AB1A

Material Plastic Polyamide (nylon)
Class 6.6
Color Orange



L x W	✉	Art.number	L x W	✉	Art.number	L x W	✉	Art.number
92X2,4*	1.000	43333.092.024	223X6,9*	500	43333.223.069	457X7,0*	500	43333.457.070
140X3,6*	1.000	43333.140.036	284X3,6*	1.000	43333.284.036	617X7,0*	500	43333.617.070
186X4,8*	1.000	43333.186.048	295X4,8*	1.000	43333.295.048	771X6,9*	500	43333.771.069
188X2,5*	1.000	43333.188.025	340X7,0*	500	43333.340.070	889X8,1*	50	43333.889.081
203X2,4*	1.000	43333.203.024	361X4,8*	1.000	43333.361.048			
204X3,6*	1.000	43333.204.036	368X3,6*	1.000	43333.368.036			

43334 ABB Locking cable tie with stainless steel clip / ABB Kabelbinder met RVS clip / ABB Lien de fixation avec clip de blocage inoxydable AB1A

Material Plastic Polyamide (nylon)
Class 6.6
Color Yellow



L x W	✉	Art.number	L x W	✉	Art.number	L x W	✉	Art.number
92X2,4*	1.000	43334.092.024	223X6,9*	500	43334.223.069	457X7,0*	500	43334.457.070
140X3,6*	1.000	43334.140.036	284X3,6*	1.000	43334.284.036	617X7,0*	500	43334.617.070
186X4,8*	1.000	43334.186.048	295X4,8*	1.000	43334.295.048	771X6,9*	500	43334.771.069
188X2,5*	1.000	43334.188.025	340X7,0*	500	43334.340.070	889X8,1*	50	43334.889.081
203X2,4*	1.000	43334.203.024	361X4,8*	1.000	43334.361.048			
204X3,6*	1.000	43334.204.036	368X3,6*	1.000	43334.368.036			

43335 ABB Locking cable tie with stainless steel clip / ABB Kabelbinder met RVS clip / ABB Lien de fixation avec clip de blocage inoxydable AB1A

Material Plastic Polyamide (nylon)
Class 6.6
Color Green



L x W	✉	Art.number	L x W	✉	Art.number	L x W	✉	Art.number
92X2,4*	1.000	43335.092.024	223X6,9*	500	43335.223.069	457X7,0*	500	43335.457.070
140X3,6*	1.000	43335.140.036	284X3,6*	1.000	43335.284.036	617X7,0*	500	43335.617.070
186X4,8*	1.000	43335.186.048	295X4,8*	1.000	43335.295.048	771X6,9*	500	43335.771.069
188X2,5*	1.000	43335.188.025	340X7,0*	500	43335.340.070	889X8,1*	50	43335.889.081
203X2,4*	1.000	43335.203.024	361X4,8*	1.000	43335.361.048			
204X3,6*	1.000	43335.204.036	368X3,6*	1.000	43335.368.036			

43336 ABB Locking cable tie with stainless steel clip / ABB Kabelbinder met RVS clip / ABB Lien de fixation avec clip de blocage inoxydable AB1A

Material Plastic Polyamide (nylon)
Class 6.6
Color Blue



L x W	✉	Art.number	L x W	✉	Art.number	L x W	✉	Art.number
92X2,4*	1.000	43336.092.024	223X6,9*	500	43336.223.069	457X7,0*	500	43336.457.070
140X3,6*	1.000	43336.140.036	284X3,6*	1.000	43336.284.036	617X7,0*	500	43336.617.070
186X4,8*	1.000	43336.186.048	295X4,8*	1.000	43336.295.048	771X6,9*	500	43336.771.069
188X2,5*	1.000	43336.188.025	340X7,0*	500	43336.340.070	889X8,1*	50	43336.889.081
203X2,4*	1.000	43336.203.024	361X4,8*	1.000	43336.361.048			
204X3,6*	1.000	43336.204.036	368X3,6*	1.000	43336.368.036			

43337 ABB Locking cable tie with stainless steel clip / ABB Kabelbinder met RVS clip / ABB Lien de fixation avec clip de blocage inoxydable AB1A

Material Plastic Polyamide (nylon)
Class 6.6
Color Purple



L x W	✉	Art.number	L x W	✉	Art.number	L x W	✉	Art.number
92X2,4*	1.000	43337.092.024	203X2,4*	1.000	43337.203.024	340X7,0*	500	43337.340.070
140X3,6*	1.000	43337.140.036	223X6,9*	500	43337.223.069	361X4,8*	1.000	43337.361.048
186X4,8*	1.000	43337.186.048	284X3,6*	1.000	43337.284.036	771X6,9*	500	43337.771.069
188X2,5*	1.000	43337.188.025	295X4,8*	1.000	43337.295.048	889X8,1*	50	43337.889.081

43338 ABB Locking cable tie with stainless steel clip / ABB Kabelbinder met RVS clip / ABB Lien de fixation avec clip de blocage inoxydable AB1A

Material Plastic Polyamide (nylon)
Class 6.6
Color Grey



L x W	✉	Art.number	L x W	✉	Art.number	L x W	✉	Art.number
92X2,4*	1.000	43338.092.024	223X6,9*	500	43338.223.069	457X7,0*	500	43338.457.070
140X3,6*	1.000	43338.140.036	284X3,6*	1.000	43338.284.036	617X7,0*	500	43338.617.070
186X4,8*	1.000	43338.186.048	295X4,8*	1.000	43338.295.048	771X6,9*	500	43338.771.069
188X2,5*	1.000	43338.188.025	340X7,0*	500	43338.340.070	889X8,1*	50	43338.889.081
203X2,4*	1.000	43338.203.024	361X4,8*	1.000	43338.361.048			
204X3,6*	1.000	43338.204.036	368X3,6*	1.000	43338.368.036			

43339 ABB Locking cable tie with stainless steel clip / ABB Kabelbinder met RVS clip / ABB Lien de fixation avec clip de blocage inoxydable AB1A

Material Plastic Polyamide (nylon)
Class 6.6
Color White



L x W	✉	Art.number	L x W	✉	Art.number	L x W	✉	Art.number
92X2,4*	1.000	43339.092.024	223X6,9*	500	43339.223.069	457X7,0*	500	43339.457.070
140X3,6*	1.000	43339.140.036	284X3,6*	1.000	43339.284.036	617X7,0*	500	43339.617.070
186X4,8*	1.000	43339.186.048	295X4,8*	1.000	43339.295.048	771X6,9*	500	43339.771.069
188X2,5*	1.000	43339.188.025	340X7,0*	500	43339.340.070	889X8,1*	50	43339.889.081
203X2,4*	1.000	43339.203.024	361X4,8*	1.000	43339.361.048			
204X3,6*	1.000	43339.204.036	368X3,6*	1.000	43339.368.036			

43340 ABB Locking cable tie with stainless steel clip, UV-resistant / ABB Kabelbinder met RVS clip, UV bestendig / ABB Lien de fixation avec clip de blocage inoxydable, résistant aux UV AB1A

Material Plastic Polyamide (nylon)
Class 6.6
Color Black



L x W	✉	Art.number	L x W	✉	Art.number	L x W	✉	Art.number
92X2,4*	1.000	43340.092.024	223X6,9*	500	43340.223.069	368X3,6*	1.000	43340.368.036
140X3,6*	1.000	43340.140.036	284X3,6*	1.000	43340.284.036	457X7,0*	500	43340.457.070
150X7,0*	500	43340.150.070	295X4,8*	1.000	43340.295.048	617X7,0*	500	43340.617.070
186X4,8*	1.000	43340.186.048	340X7,0*	500	43340.340.070	771X6,9*	500	43340.771.069
188X2,5*	1.000	43340.188.025	356X2,4*	1.000	43340.356.024	889X8,1*	50	43340.889.081
203X2,4*	1.000	43340.203.024	361X4,8*	1.000	43340.361.048	1143X8,1*	50	43340.984.308
204X3,6*	1.000	43340.204.036						

43341 ABB Locking cable tie with stainless steel clip / ABB Kabelbinder met RVS clip / ABB Lien de fixation avec clip de blocage inoxydable AB1A

Material Plastic Polyamide (nylon)
Class 6.6
Color Natural



L x W	✉	Art.number	L x W	✉	Art.number	L x W	✉	Art.number
92X2,3*	1.000	43341.092.023	186X4,7	1.000	43341.186.047	203X2,5*	1.000	43341.203.025
140X3,6	1.000	43341.140.036						

43342 ABB Locking cable tie with stainless steel clip, UV-resistant / ABB Kabelbinder met RVS clip, UV bestendig / ABB Lien de fixation avec clip de blocage inoxydable, résistant aux UV AB1A

Material Plastic Polyamide (nylon)
Class 6.6
Color Black



L x W	✉	Art.number	L x W	✉	Art.number	L x W	✉	Art.number
92X2,3	1.000	43342.092.023	186X4,7	1.000	43342.186.047	203X2,5*	1.000	43342.203.025
140X3,6	1.000	43342.140.036						

43343 ABB Locking cable tie with stainless steel clip, flame retardant / ABB Kabelbinder met RVS clip vlamvertragend / ABB Lien de fixation avec clip de blocage inoxydable, ignifuge AB1A

Material Plastic Polyamide (nylon)
Class 6.6
Color White



L x W	✉	Art.number	L x W	✉	Art.number	L x W	✉	Art.number
92X2,4*	1.000	43343.092.024	186X4,8*	1.000	43343.186.048	340X7,0*	500	43343.340.070
140X3,6*	1.000	43343.140.036	203X2,4*	1.000	43343.203.024	361X4,8*	1.000	43343.361.048

FABORY

43344 ABB Locking cable tie with stainless steel clip, heat resistant / ABB Kabelbinder met RVS clip hittebestendig / ABB Lien de fixation avec clip de blocage inoxydable, résistant à la chaleur — AB1A

Material Plastic Polyamide (nylon)
Class 6.6
Color Natural



L x W	✉	Art.number	L x W	✉	Art.number	L x W	✉	Art.number
91X2,3*	1.000	43344.091.023	203X2,4*	1.000	43344.203.024	295X4,8*	1.000	43344.295.048
92X2,4*	1.000	43344.092.024	208X3,6*	1.000	43344.208.036	343X7,2*	500	43344.343.072
138X3,6*	1.000	43344.138.036	222X7,6*	500	43344.222.076	360X4,7*	1.000	43344.360.047
185X4,8*	1.000	43344.185.048	281X3,5*	1.000	43344.281.035	771X6,9*	500	43344.771.069

43345 ABB Locking cable tie with stainless steel clip, heat resistant / ABB Kabelbinder met RVS clip hittebestendig / ABB Lien de fixation avec clip de blocage inoxydable, résistant à la chaleur — AB1A

Material Plastic Polyamide (nylon)
Class 6.6
Color Black



L x W	✉	Art.number	L x W	✉	Art.number
140X3,6*	1.000	43345.140.036	186X4,8*	1.000	43345.186.048

43346 ABB Locking cable tie with stainless steel clip, high temperature / ABB Kabelbinder met RVS clip hoge temperaturen / ABB Lien de fixation avec clip de blocage inoxydable, haute température — AB1A

Material Plastic Polyamide (nylon)
Class 6.6
Color Green



L x W	✉	Art.number	L x W	✉	Art.number	L x W	✉	Art.number
92X2,4*	1.000	43346.092.024	340X6,9*	500	43346.340.069	617X7,0*	500	43346.617.070
186X4,7*	1.000	43346.186.047	361X4,8*	1.000	43346.361.048			

43347 ABB Locking cable tie with stainless steel clip, UV-resistant / ABB Kabelbinder met RVS clip, UV bestendig / ABB Lien de fixation avec clip de blocage inoxydable, résistant aux UV — AB1A

Material Plastic Polyamide (nylon)
Class 12
Color Black



L x W	✉	Art.number	L x W	✉	Art.number	L x W	✉	Art.number
184X4,5*	1.000	43347.184.045	340X7,5*	500	43347.340.075	762X7,6*	500	43347.762.076
219X6,7*	500	43347.219.067	359X4,7*	1.000	43347.359.047			

43348 ABB Locking cable tie with stainless steel clip, UV-resistant / ABB Kabelbinder met RVS clip, UV bestendig / ABB Lien de fixation avec clip de blocage inoxydable, résistant aux UV — AB1A

Material Plastic Polypropylene
Class 6.6
Color Black



L x W	✉	Art.number	L x W	✉	Art.number	L x W	✉	Art.number
87X2,3*	1.000	43348.087.023	335X6,9*	500	43348.335.069	354X4,7*	1.000	43348.354.047
178X4,7*	1.000	43348.178.047						

43349 ABB Locking cable tie with stainless steel clip, metal detectable / ABB Kabelbinder met RVS clip, detecteerbaar / ABB Lien de fixation avec clip de blocage inoxydable, détectable — AB1A

Material Plastic Polyamide (nylon)
Class 6.6
Color Blue



L x W	✉	Art.number	L x W	✉	Art.number	L x W	✉	Art.number
88X2,3	100	43349.088.023	186X4.8	100	43349.178.048	360X4,8	100	43349.354.047
140X3,6	100	43349.140.036	335X6,9	50	43349.335.069			

12

43351	ABB Locking cable tie with stainless steel clip, metal detectable / ABB Kabelbinder met RVS clip, detecteerbaar / ABB Lien de fixation avec clip de blocage inoxydable, détectable	AB1A

Material Plastic Polypropylene
Class 6.6
Color Blue



L x W	✉	Art.number	L x W	✉	Art.number	L x W	✉	Art.number
88X2,3*	100	43351.088.023	335X6,9*	100	43351.335.069	354X4,7*	100	43351.354.047
178X4,8*	100	43351.178.048						

43352	ABB Locking cable tie with stainless steel clip, radiation resistant / ABB Kabelbinder met RVS clip stralingsbestendig / ABB Lien de fixation avec clip de blocage inoxydable, résistant au rayonnement	AB1A

Material Plastic Fluorpolymeer ETFE (Tefzel)
Class 6.6
Color Aquamarine



L x W	✉	Art.number	L x W	✉	Art.number	L x W	✉	Art.number
92X2,3*	100	43352.092.023	340X6,7*	50	43352.340.067	376X4,2*	100	43352.376.042
186X4,1*	100	43352.186.041						

43353	ABB Locking cable tie with stainless steel clip, radiation resistant, bulk packed / ABB Kabelbinder met RVS clip stralingsbestendig grootverpakking / ABB Lien de fixation avec clip de blocage inoxydable, résistant au rayonnement, emballage gros	AB1A

Material Plastic Fluorpolymeer ETFE (Tefzel)
Class 6.6
Color Aquamarine



L x W	✉	Art.number	L x W	✉	Art.number	L x W	✉	Art.number
92X2,3*	1.000	43353.092.023	340X6,7*	100	43353.340.067	376X4,2*	500	43353.376.042

Locking cable tie with label

Kabelbinder met label / Lien de fixation avec étiquette

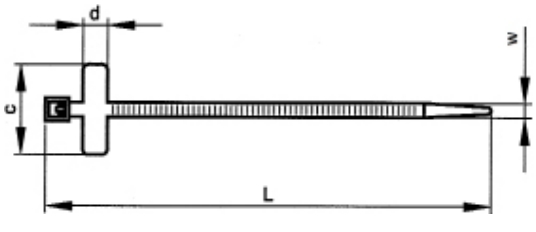

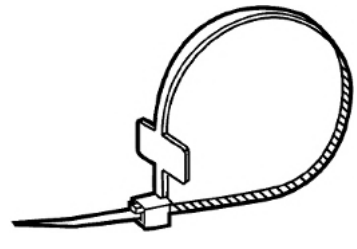

Technical Data

L x W	c	d	Max. bundle ø	Tensile strength (N)	Type no.
100x2.5	25.4	8.0	18	81	1
110x2.5	20.4	9.1	18	81	2
184x4.8	-	-	45	220	1
200x2.5	25.4	8.0	50	81	1
220x4.8	13	28.0	54	225	3
270x4.8	13	28.0	65	225	3

- Depending on availability the dimensions may deviate.

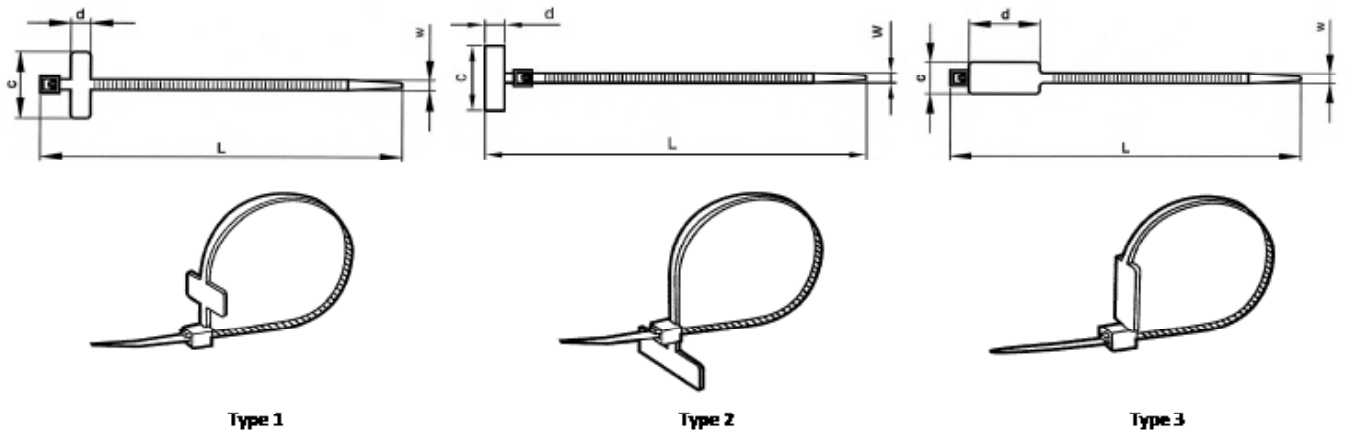

Article groups

Material	Class	Color	Code	Page
Plastic PA	6.6	Natural	43324	12-118
Plastic PA	6.6	Natural	43325	12-119

43324 **ABB Locking cable tie with stainless steel clip, label / ABB Kabelbinder met RVS clip met label / ABB Lien de fixation avec clip de blocage inoxydable avec étiquette** **W050**

Material Plastic Polyamide (nylon)
Class 6.6
Color Natural



L x W	✉	Art.number
100X2,5	100	43324.100.025
110X2,5	100	43324.110.025
184X4,8	500	43324.184.048
200X2,5	100	43324.200.025
220X4,8	100	43324.220.048
270X4,8	100	43324.270.048

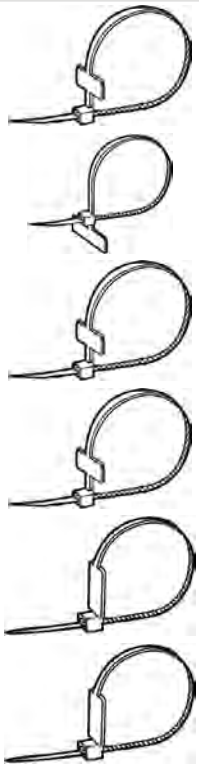

12

43325	ABB Locking cable tie with stainless steel clip, label / ABB Kabelbinder met RVS clip met label / ABB Lien de fixation avec clip de blocage inoxydable avec étiquette	W050

Material Plastic Polyamide (nylon)
Class 6.6
Color Natural



L x W	✉	Art.number
184X4,8*	500	43325.184.048

Locking cable tie with eye

Kabelbinder met oog / Lien de fixation avec oeillet

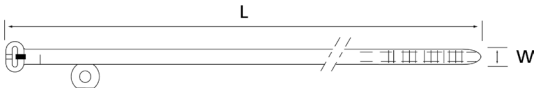

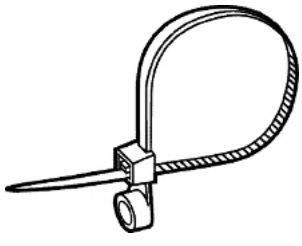

Technical Data

L x W	Eye diameter ø	Max. bundle ø	Tensile strength (N)
102x2.3	5.1	16	80
110x2.5	3.2	22	81
150x3.6	4.2	32	182
151x3.7	4.4	29	180
186x4.7	4.0	45	220
198x4.6	6.7	45	220
199x4.6	4.0	45	220
199x4.7	5.1	45	220
199x4.8	5.1	45	220
200x4.7	5.1	45	220
377x4.8	5.5	102	222
380x7.6	6.3	98	544
356x7.7	6.7	90	540
771x6.9	3.0	16	80

- Depending on availability the dimensions may deviate.

Article groups

Material	Class		Color	Code	Page
Plastic PA	6.6		Natural	43354	12-119
Plastic PA	6.6		Natural	43355	12-120
Plastic PA	6.6	UV-resistant	Black	43356	12-120
Plastic PA	6.6	UV-resistant, large pack	Black	43357	12-120

43354	ABB Locking cable tie with stainless steel barb with eye / ABB Kabelbinder met RVS clip met oog / ABB Lien de fixation avec clip de blocage inoxydable avec oeillet	AB1A

Material Plastic Polyamide (nylon)
Class 6.6
Color Natural



L x W	✉	Art.number	L x W	✉	Art.number	L x W	✉	Art.number
102X2,3*	100	43354.102.023	186X4,7*	100	43354.186.047	356X7,7*	50	43354.356.077
151X3,7*	100	43354.151.037	199X4,8*	100	43354.199.048			

FABORY

43355	ABB Locking cable tie with stainless steel barb with eye / ABB Kabelbinder met RVS clip met oog / ABB Lien de fixation avec clip de blocage inoxydable avec oeillet	AB1A

Material Plastic Polyamide (nylon)
Class 6.6
Color Natural



L x W	✉	Art.number	L x W	✉	Art.number	L x W	✉	Art.number
102X2,3*	1.000	43355.102.023	198X4,6*	1.000	43355.198.046	200X4,8*	1.000	43355.200.048
151X3,7*	1.000	43355.151.037	199X4,6*	1.000	43355.199.046	356X7,7*	500	43355.356.077
186X4,7*	1.000	43355.186.047						

43356	ABB Locking cable tie with stainless steel barb with eye, UV-resistant / ABB Kabelbinder met RVS clip met oog, UV bestendig / ABB Lien de fixation avec clip de blocage inoxydable avec oeillet, résistant aux UV	AB1A

Material Plastic Polyamide (nylon)
Class 6.6
Color Black



L x W	✉	Art.number	L x W	✉	Art.number	L x W	✉	Art.number
102X2,3*	100	43356.102.023	199X4,8*	100	43356.199.048	356X7,7*	50	43356.356.077
151X3,7*	100	43356.151.037						

43357	ABB Locking cable tie with stainless steel barb with eye, UV-resistant, large pack / ABB Kabelbinder met RVS clip met oog, UV bestendig, grootverpakking / ABB Lien de fixation avec clip de blocage inoxydable avec oeillet, résistant aux UV, emballage gros	AB1A

Material Plastic Polyamide (nylon)
Class 6.6
Color Black



L x W	✉	Art.number	L x W	✉	Art.number	L x W	✉	Art.number
102X2,3*	500	43357.102.023	199X4,6*	1.000	43357.199.046	356X7,7*	500	43357.356.077
151X3,7*	1.000	43357.151.037	200X4,8*	1.000	43357.200.048			

Locking cable tie stainless steel

Kabelbinder RVS / Lien de fixation inoxydable

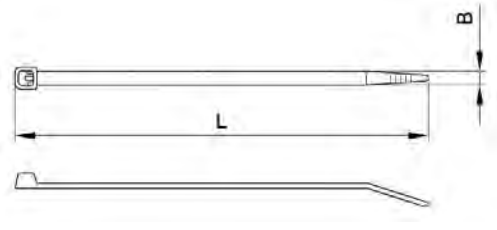

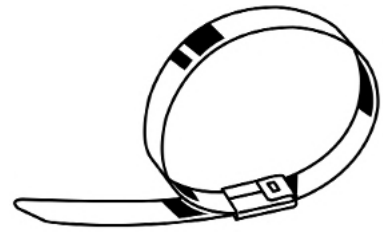

Technical Data

L x W	Max. bundle ø	Tensile strength (N)
125x4.6	33	451
200x4.6	50	451
290x4.6	76	451
360x4.6	102	451
520x4.6	156	451
680x4.6	207	451
840x4.6	257	451
200x7.94	50	1.118
290x7.94	76	1.118
360x7.94	102	1.118
520x7.94	150	1.118
680x7.94	207	1.118
840x7.94	257	1.118
1020x9.0	312	1.118

30905	MAXXFAST Locking cable tie stainless steel / MAXXFAST Kabelbinder RVS / MAXXFAST Lien de fixation inox	MF9A
Material	Stainless steel A2	



L x W	✉	Art.number	L x W	✉	Art.number	L x W	✉	Art.number
125X4,6	100	30905.125.046				680X4,6	100	30905.680.046
			360X4,6	100	30905.360.046	680X7,94	100	30905.680.079
200X4,6	100	30905.200.046	360X7,94	100	30905.360.079			
200X7,94	100	30905.200.079				840X4,6	100	30905.840.046
			520X4,6	100	30905.520.046	840X7,94	100	30905.840.079
290X4,6	100	30905.290.046	520X7,94	100	30905.520.079			
290X7,94	100	30905.290.079				1020X7,94	100	30905.920.090

- Full boxes only.

Releasable cable tie with mount

Kabelbinder, demontabel, met voet / Lien de fixation détachable avec attache

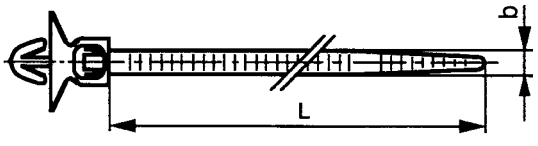

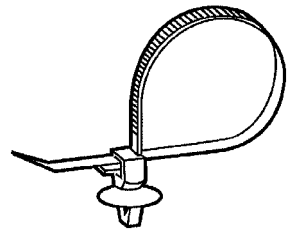

Technical Data

No.	**2781**
b	4.5
Hole ø (mm)	6.5
Length (L) (mm)	140
Material thickness	0.6-1.6
Max. bundle ø	8-35
Tensile strength (N)	140

- Depending on availability the dimensions may deviate.

56834	Releasable cable tie with mount / Kabelbinder, demontabel, met voet / Lien de fixation détachable avec attache	W05B
Material	Plastic Polyamide (nylon)	
Class	6.6	
Color	Black	

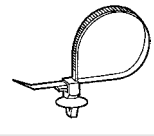

No.	✉	Art.number
2781 Black	100	56834.278.101

FABORY

Cable tie mount

Kabelbinder voet / Pied pour lien de fixation

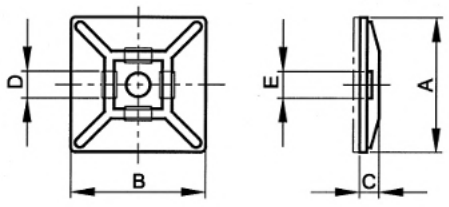



Technical Data

Type	A	B	C	D	E
19X19	19	19	4	3.8	3
28X28	28	28	5	5.5	5
2.4-4.8	9	14	7	5.0	3.5
2.4-9.0	10	37	6.5	9.2	-

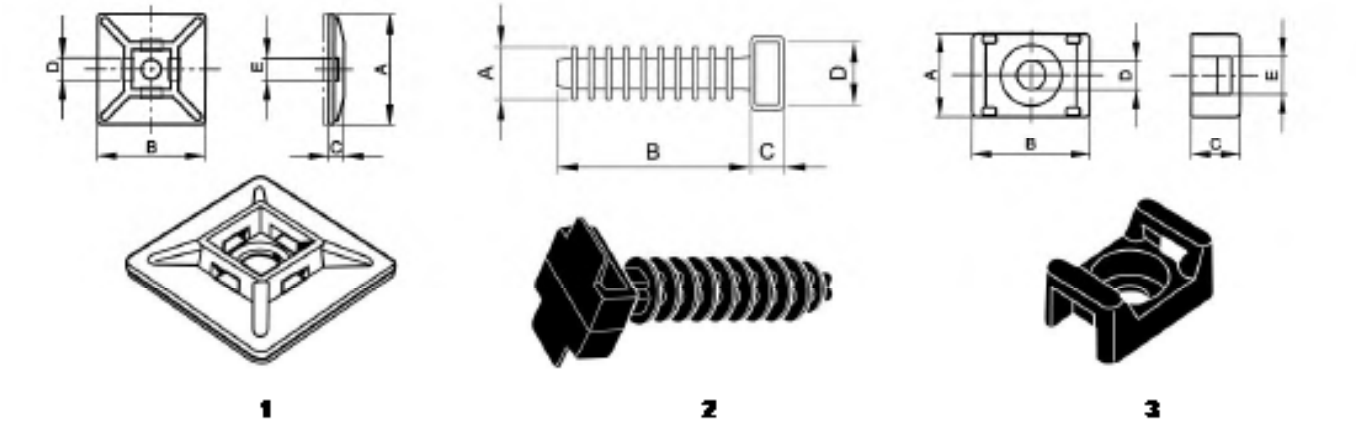

30908 **MAXXFAST Cable tie mount / MAXXFAST Voet voor kabelbinder / MAXXFAST Pied pour lien de fixation** **MF8A**

Material Plastic Polyamide (nylon)



Size	✉	Art.number	Size	✉	Art.number	Size	✉	Art.number
Type-1-White19X19	100	30908.001.019	Type-1-Black19X19	100	30908.002.019	Type-3-Black2,4-4,8	100	30908.102.024
Type-1-White28X28	100	30908.001.028	Type-1-Black28X28	100	30908.002.028	Type-2-Black2,4-9,0	100	30908.770.024

- (1) 19x19 mm PA 6.6 cable tie mounts for cable ties up to 3,6 mm wide. 28x28 mm PA 6.6 cable tie mounts for cable ties up to 4,8 mm wide. Available in white or UV resistant black. High performance self adhesive rubber backing for quick and easy installation. Can alternatively be attached with a screw.
- (2) PA 6.6 cable tie mounting plug available in UV resistant black. To install, simply drill a hole (diameter: 7mm - depth: 40 mm) in the masonry and drive in the plug with a hammer. For cable ties up to 9 mm wide.
- (3) PA 6.6 cable tie mounting block available in UV resistant black. Installed with a simple screw. For cable ties up to 4,8 mm wide.

Cable tie mount

Kabelbinder voet / Pied pour lien de fixation

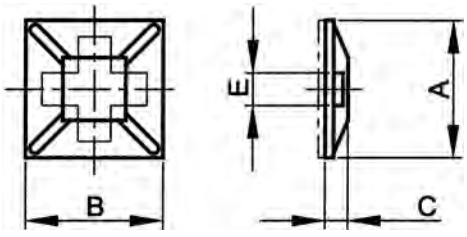

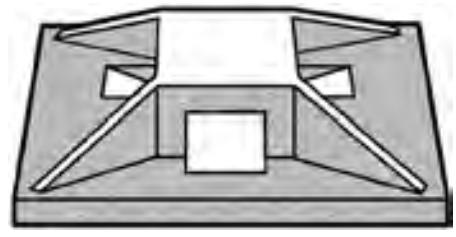

Technical Data

No.	A	B	C	D ø	E	For cable ties
100	12.5	12.5	3.2	-	3.2	3.2
101	21	21	3.5	-	4.7	4.6
101-S	19	19	3.9	3.2	4.5	4.2
102	28	28	4	5	5	4.7/4.8
103	28	28	4	5	5	4.8
1675	25.4	25.4	6.8	4	3.6	2.5
1676	25.4	25.4	6.8	4	7.8	6.5
1708	9	13	6	3.1	4	3.6

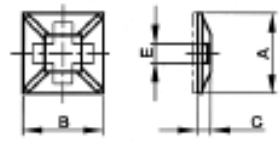

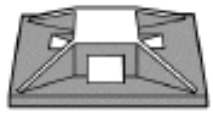

No. 100/101

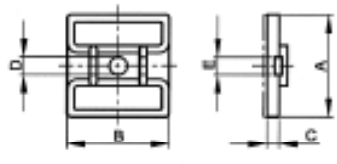



No. 103

56833 **Cable tie mount / Kabelbinder voet / Pied pour lien de fixation** **W05B**

Material Plastic Polyamide (nylon)
Color White

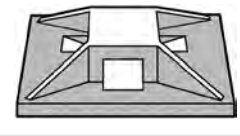

No.	✉	Art.number	No.	✉	Art.number
100 SELF-ADHESIVE	100	56833.100.001	103 SELF-ADHESIVE	100	56833.103.001

FABORY

Hand pliers for cable ties

Handtang voor kabelbinder / Pince manuelle pour lien de fixation

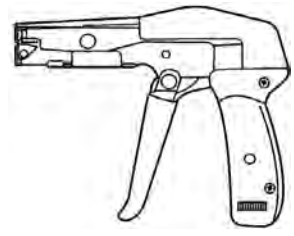

30906 **MAXXFAST Hand plier for cable ties / MAXXFAST Handtang voor kabelbinder / MAXXFAST Pince manuelle pour lien de fixation** **MFNA**

MAXXFAST PROFESSIONAL HARDWARE



For cable diam.	✉	Art.number	For cable diam.	✉	Art.number
2,4-4,8MM	1	30906.024.048	3,6-9,5MM	1	30906.036.095

- Manual setting tool for PA 6.6 cable ties up to 4,8 mm. Automatically tightens and cuts the cable tie in one single operation.

30907 **MAXXFAST Hand plier for cable ties / MAXXFAST Handtang voor kabelbinder / MAXXFAST Pince manuelle pour lien de fixation** **MFNA**

MAXXFAST PROFESSIONAL HARDWARE



For cable diam.	✉	Art.number
4,6-7,94MM	1	30907.046.079

- Manual setting tool for stainless steel cable ties up to 7,94 mm. Automatically tightens and cuts the cable tie in one single operation.

Hose clamp

Snap-slangklem / Collier de serrage

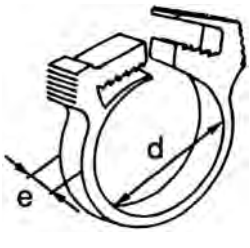

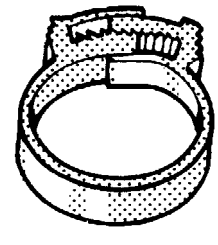

Technical Data

d	e	d	e
8-9.2	5	20.5-23	7
9.5-10.5	5	22-25	7
10.2-12	6	25-28	7
12-13.5	6	27-30	7.5
12.8-15	7	29.5-32.5	7.5
15-17.2	7	32.5-35.5	8
17-18.5	7	35-38.5	8
18.2-20.5	7		

- d = grip range.

56672 **Hose clamp / Snap-slangklem / Collier de serrage** **W02A**

Material Plastic Polyamide (nylon)
Class 6.6

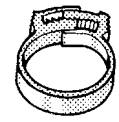

Grip range	✉	Art.number	Grip range	✉	Art.number	Grip range	✉	Art.number
8,0-9,2MM	50	56672.008.009	15,0-17,2MM	50	56672.015.017	25,0-28,0MM	25	56672.025.028
9,2-10,5MM	50	56672.009.011	17,0-18,5MM	25	56672.017.019	27,0-30,0MM	25	56672.027.030
10,2-12,0MM	50	56672.010.012	18,2-20,5MM	25	56672.018.021	29,5-32,5MM	10	56672.029.033
12,0-13,5MM	50	56672.012.014	20,5-23,0MM	25	56672.020.023	32,5-35,5MM	10	56672.032.035
12,8-15,0MM	50	56672.012.015	22,0-25,0MM	25	56672.022.025	35,0-38,5MM	10	56672.035.038

Push mount wire saddle clip

Kabelbundelclip / Clip de fixation pour ligature

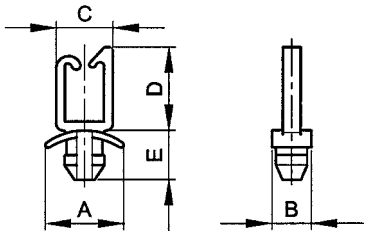

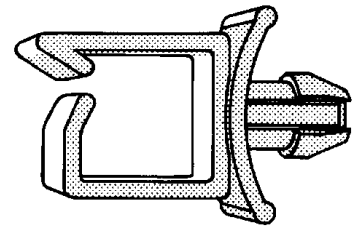

Technical Data

No.	0320	1590
A	13.4	12.4
B	5.7	5.5
C	11	11.9
D	13.0	2.4
E	7.8	8.5
F	-	7.5
Hole	4.8 ø	4.8 ø
Material thickness	0.4-1.5	0.4-1.8
Max. cable ø	8	5
Type no.	1	2

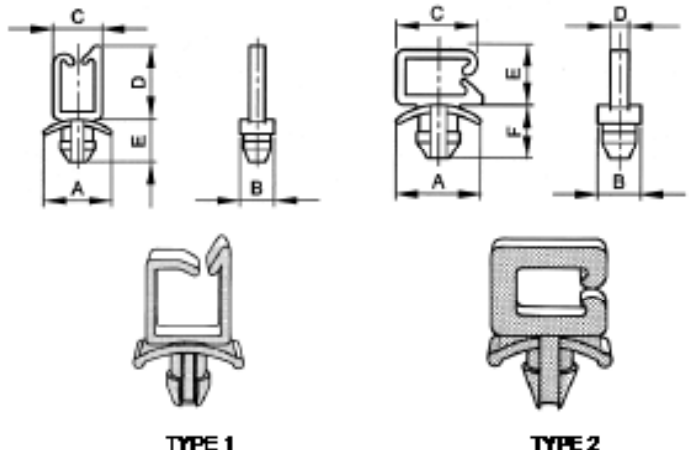

56840 **Push mount wire saddle clip / Kabelbundelclip / Clip de fixation pour ligature** **W05B**

Material Plastic Polyamide (nylon)
Class 6.6
Color White

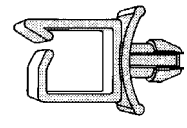

No.	✉	Art.number	No.	✉	Art.number
0320 NATURAL	100	56840.032.001	1590 NATURAL	100	56840.159.001

Cable clip self adhesive

Kabelklem zelfklevend / Attache câble auto-collant

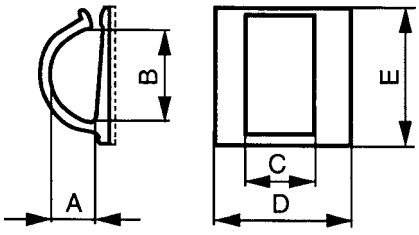



Technical Data

No.	1030	1061	1087	1818	2748
A	7	13.5	4	8	6.4
B	11.7	21	4.6	11.7	8
C	12.4	25.4	9.5	9.5	5.5
D	25.4	31.8	16.0	19.0	8.8
E	25.4	31.8	16	19	18
Max. cable ø	8	16	5	8	6.5
Type no.	1	1	1	1	2

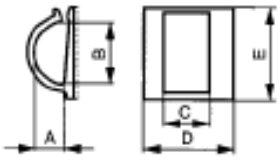

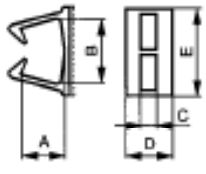

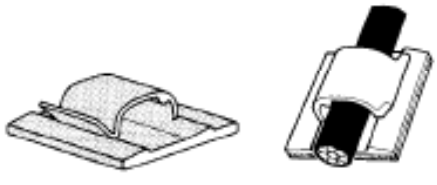

TYPE 1

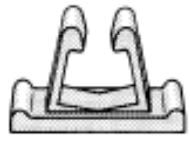

TYPE 2

56835 **Cable clip self adhesive / Kabelklem zelfklevend / Attache câble auto-collant** **W05B**

Material Plastic Polyamide (nylon)
Class 6.6
Color White



No.	✉	Art.number	No.	✉	Art.number	No.	✉	Art.number
1030 NATURAL	100	56835.103.001	1087 NATURAL	100	56835.108.701	2748 NATURAL	100	56835.274.801
1061 NATURAL	100	56835.106.101	1818 NATURAL	100	56835.181.801			

12

Flat cable clip self adhesive

Vlakbandkabelhouder zelfklevend / Attache câble plat autocollant

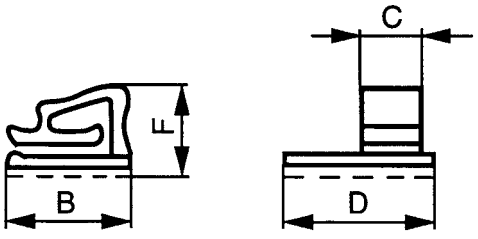

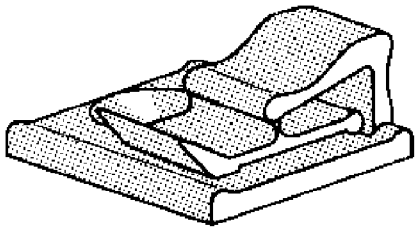

Technical Data

No.	A	B	C	D	F
2622	-	16	7	16.0	10
7122	51	62	8	16.0	14
7255	-	16	7	16.0	10

- 2622 - 7122 = With hole in bottom plate.

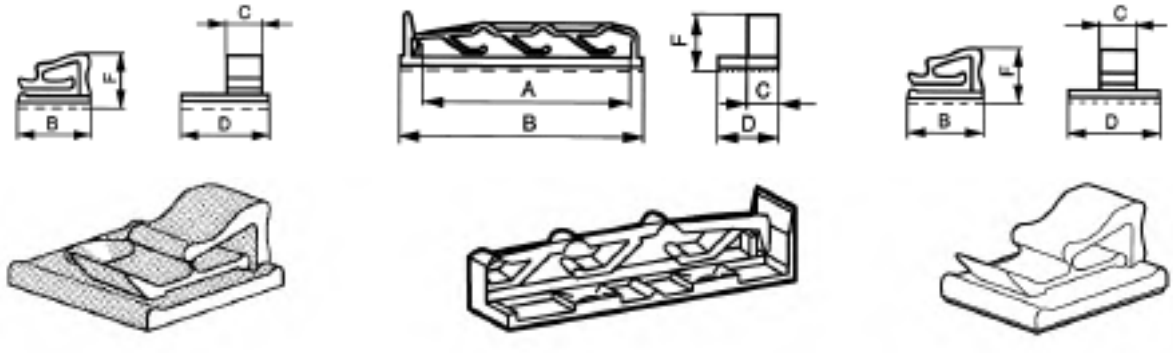

Nr. 2622 Nr. 7122 Nr. 7255

56832 **Flat cable clip self adhesive / Vlakbandkabelhouder zelfklevend / Attache câble plat autocollant** **W05B**

Material Plastic Polyamide (nylon)
Class 6.6
Color White

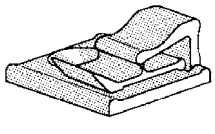

No.	✉	Art.number	No.	✉	Art.number	No.	✉	Art.number
2622 NATURAL	100	56832.262.201	7122 NATURAL	50	56832.712.201	7255 NATURAL	100	56832.725.501

FABORY

Twist tie with ball ends

Kabeldriller met balvormige einden / Lien torsadé avec extrémités sphériques

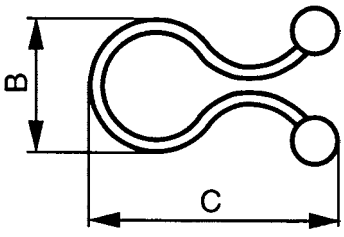



Technical Data

No.	B	C	Cable (mm²)	Type no.
0787	8.5	20	4-6.9	1
0788	12.5	25	7-9.5	1
0789	15	30	10-12.5	1
0794	23	40	17-20	1
0960	12	25	7-9.5	2
1334	11.9	25	7.5-10	3
1650	19	35	13.5-16	2
1651	23	40	17-20	2
1652	30	46	25-27.5	2



Type 1; with sharp profile
Type 2; with rounded profile

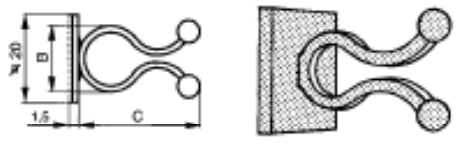

Type 3; with self-adhesive mount

56837 **Twist tie with ball ends / Kabeldriller met balvormige einden / Lien torsadé avec extrémités sphériques** **W05B**

Material Plastic Polyamide (nylon)
Class 6.6



Nr. colour	✉	Art.number	Nr. colour	✉	Art.number	Nr. colour	✉	Art.number
0787 NATURAL	100	56837.078.701	0794 BLACK	100	56837.079.402	1650 NATURAL	100	56837.165.001
0788 NATURAL	100	56837.078.801	0960 NATURAL	100	56837.096.001	1650 BLACK	100	56837.165.002
0789 NATURAL	100	56837.078.901	1334 NATURAL	100	56837.133.401	1651 NATURAL	100	56837.165.101
0794 NATURAL	100	56837.079.401	1334 SELF-ADHESIVE	100	56837.133.402	1652 NATURAL	100	56837.165.201

Spacer

Afstandsteun / Entretoise plastique

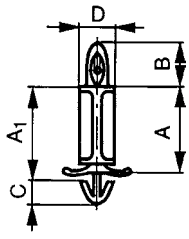

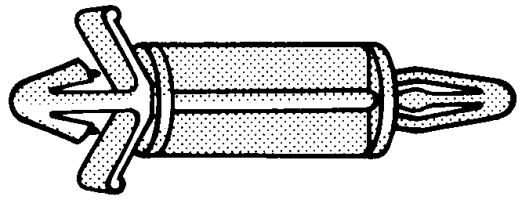

Technical Data

No.	7061	7062	7065	7112	7115	7192	7193
A	4.8	6.4	6.4	13.2	10.2	9.5	6.4
A_1	8.4	9.9	7.9	19.6	13.2	-	-
B	10	10	9.5	4	10	10	10
Base plate hole ø/□	4.8 ø	4.8 ø	6.3 □	4.9 ø	4.8 ø	4 ø	4 ø
Base plate thickness	0.4-2	0.4-2	1.6	1.4-1.8	0.8-3	0.4-3	0.4-3
C	5.5	5.5	1.5	4	7	6.4	6.4
D ø	7	7	5.8	10	7.1	9	9
Print plate hole ø	4	4	4	4.9	3.5	4	4
Print plate thickness	1.6	1.6	1.6	1.4-1.8	0.8-2.5	1.6	1.6
Type no.	1	1	3	5	6	2	2

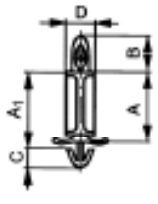

TYPE 1

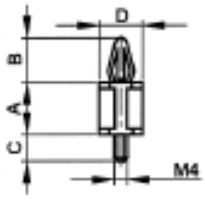

TYPE 2

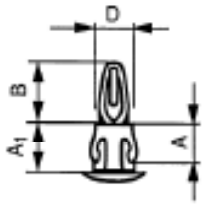

TYPE 3

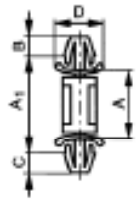

TYPE 5

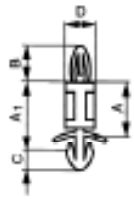

TYPE 6

56839 **Spacer / Afstandsteun / Entretoise plastique** **W05B**

Material Plastic Polyamide (nylon)
Class 6.6
Color White

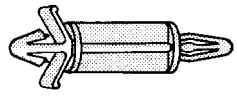

No.	✉	Art.number	No.	✉	Art.number	No.	✉	Art.number
7061 NATURAL	100	56839.706.101	7112 NATURAL	100	56839.711.201	7192 NATURAL	100	56839.719.201
7062 NATURAL	100	56839.706.201	7115 NATURAL	100	56839.711.501	7193 NATURAL	100	56839.719.301

FABORY

Drive rivet

Tiknagel / Clou à frapper

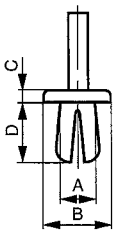

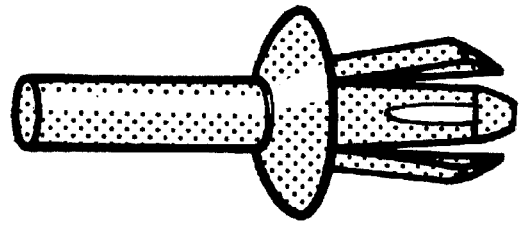

Technical Data

No.	0164	0756	0765	0780	1283	7005
A ø	4.2	3.5	6.2	4.8	4.8	3.8
B ø	6	6.3	11	8.7	7.1	7.5
C	1.5	1.8	2	2.5	1.2	1.3
D	5.0	6.6	12.3	7.4	11.1	8.2
Hole ø (mm)	4.3-4.8	3.4-3.6	6.4-7	4.75	4.8-5.4	4-4.2
Material thickness	1-3.5	3.2-4.8	5.5-9.5	1.6-4.75	4-8.7	4-6.5
Type no.	1	2	1	1	3	3

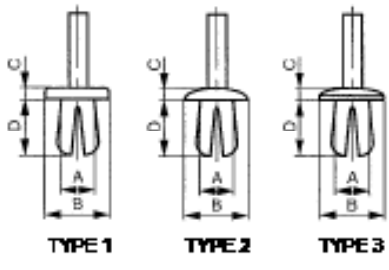

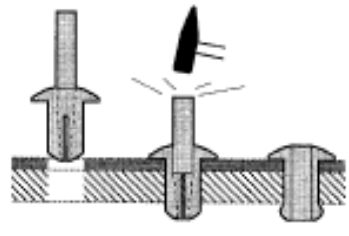

- Larger diameter is recommended with use in thick sheet materials.
- It is recommended that the exact diameter selection is made on basis of tests.

56819 **Drive rivet / Tiknagel / Clou à frapper** **W05B**

Material Plastic Polyamide (nylon)
Class 6.6
Color Assorted

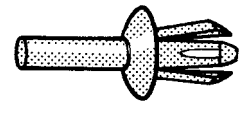

Nr. colour	✉	Art.number	Nr. colour	✉	Art.number	Nr. colour	✉	Art.number
0756 NATURAL	100	56819.075.601	0780 NATURAL	100	56819.078.001	1283 BLACK	100	56819.128.302
0765 NATURAL	100	56819.076.501	0780 BLACK	100	56819.078.002	7005 NATURAL	100	56819.700.501
0765 BLACK	100	56819.076.502	1283 NATURAL	100	56819.128.301	7005 BLACK	100	56819.700.502

12

Screw rivet

Schroefnagel / Clou à visser

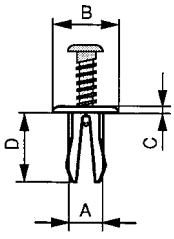

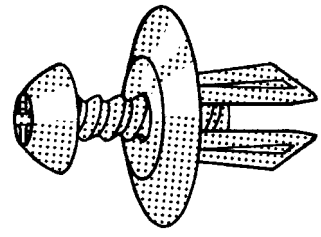

Technical Data

No.	2384	2710	3008
A ø	6	5	8
B ø	16	12	20
C	1.5	1.5	1.3
D	11.0	11.0	14.0
Hole ø (mm)	6.5	5	8
Material thickness	4	3.75-6	3-10

Assembly data



- Larger diameter is recommended with use in thick sheet materials.
- It is recommended that the exact diameter selection is made on basis of tests.

56818 Screw rivet / Schroefnagel / Clou à visser W05B

Material	Plastic Polyamide (nylon)
Class	6.6
Color	Black

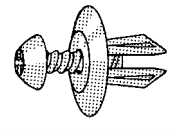

No.	✉	Art.number	No.	✉	Art.number	No.	✉	Art.number
2384 BLACK	100	56818.238.401	2710 BLACK	100	56818.271.001	3008 BLACK	100	56818.300.801

FABORY

Ratched rivet

Verbindingsnagel / Cheville d'assemblage

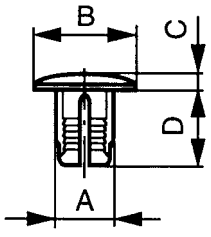

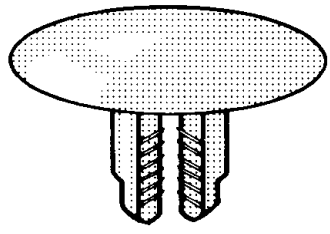

Technical Data

No.	7012	7013	7015
A ø	7	7	7
B ø	19.1	19.1	10.3
C	2.4	2.4	1.6
D	8.7	12.4	5.7
Hole	7.1	7.1	7.1
Material thickness	8.8-12.7	12.7-20.6	6-7.5

Assembly data



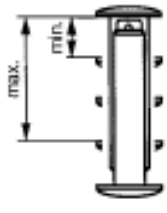

56830 **Ratched rivet / Verbindingsnagel / Cheville d'assemblage** **W05B**

Material Plastic Polyamide (nylon)
Class 6.6
Color White

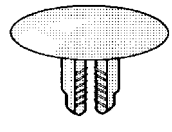

No.	✉	Art.number	No.	✉	Art.number	No.	✉	Art.number
7012 NATURAL	100	56830.701.201	7013 NATURAL	100	56830.701.301	7015 NATURAL	100	56830.701.501

- ATTENTION: packing per 100 pieces = 50 connections

12

Push rivet (Canoe clip)

Druknagel / Cheville pression

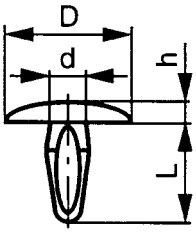

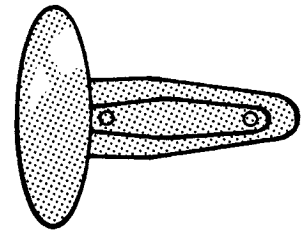

Technical Data

No.	0001	0130	0796	1840	1854
D ø	14	14	14	7.9	9.5
d ø	4.7	6	4.6	2.6	4.6
h	2.2	2.5	3	1.3	1.5
Hole ø (mm)	4.8	6	5	2.7	4.8
Length (L) (mm)	15	19	14.5	12.3	11.1
Material thickness	3-6	3-7	2	0.8-3.6	0.8-4

[redacted]

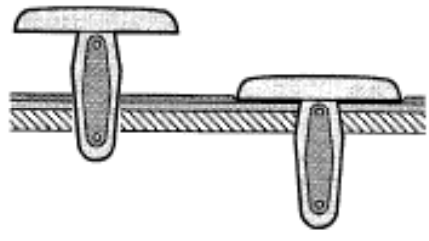

56824 **Push rivet (Canoe clip) / Druknagel / Cheville pression** **W05B**

Material Plastic Polyamide (nylon)
Class 6.6
Color Assorted

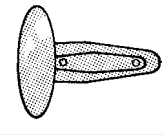

Nr. colour	✉	Art.number	Nr. colour	✉	Art.number	Nr. colour	✉	Art.number
0001 BLACK	100	56824.000.101	0796 WHITE	100	56824.079.602	1854 NATURAL	100	56824.185.401
0130 WHITE	100	56824.013.001	1840 BLACK	100	56824.184.001	1854 BLACK	100	56824.185.402
0796 BLACK	100	56824.079.601						

FABORY

Grommet

Spreidmoer / Ecrou à expansion

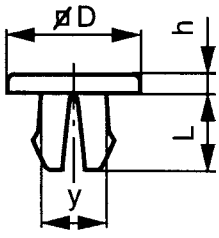



Technical Data

No.	0012	0013	0916	1378
D ø/□	13 ø	9.5 ø	10 □	5.6 □
For screw	ST4.2	ST4.2	ST4.2	ST2.9
h	1.5	1.2	3	1.3
Hole	7 □	7 □	6 ø	4.3 □
Length (L) (mm)	8.3	8.3	8	5.6
Material thickness	0.8-4	0.8-4	0.8-4.5	0.8-2
Type no.	1	1	2	2
Y	6.9	6.9	5.6	4.3

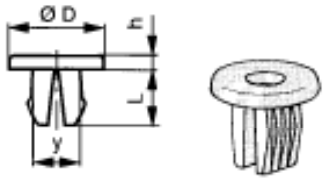

TYPE 1

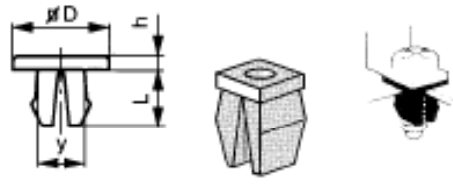

TYPE 2

56210 **Grommet / Spreidmoer / Ecrou à expansion** **W05B**

Material Plastic Polyamide (nylon)
Class 6.6
Color Natural

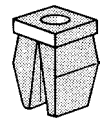

No.	✉	Art.number	No.	✉	Art.number
0012	100	56210.012.001	0013	100	56210.013.001

12

Glide

Toestelvoet kunststof / Pied d'appareil

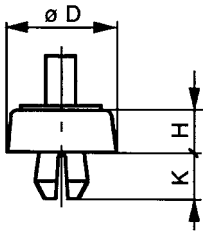

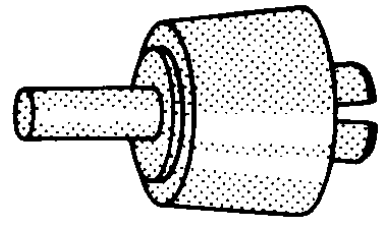

Technical Data

No.	0897	1024	1162	1806	2243
D ø	17	16	12	16	21
H	10.5+0.5	6.5+0.5	3.6	12	15
Hole ø steel	7+0.1	7+0.2	6+0.2	7.7+0.1	7.7+0.1
Hole ø wood	7+0.2	7+0.2	6+0.2	8+0.1	8+0.2
K	4	7	5.5	8	7
Material thickness	1-2.5	1.5-3	0.8-2	0.9-1.5	0.8-4

Assembly data

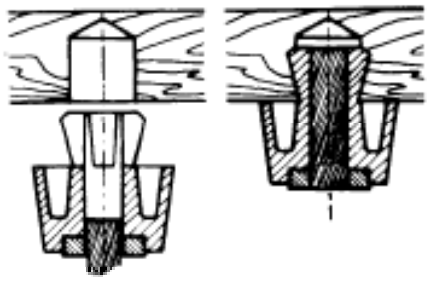

- Material no. 0897: polystyrol, other numbers polyamide PA 6.6

Article groups

Material	Class	Color	Code	Page
Plastic			56513	12-135
Plastic			56516	12-135
Plastic PA	6.6	Black	56843	12-136

56513 Glide / Toestelvoet kunststof / Pied d'appareil **W05E**

Material Plastic



d x L x D	✉	Art.number	d x L x D	✉	Art.number	d x L x D	✉	Art.number
M8X15X38	25	56513.081.538	M8X50X38	25	56513.085.038	M10X40X48	25	56513.104.048
M8X20X38	25	56513.082.038	M10X15X48	25	56513.101.548	M10X50X48	25	56513.105.048
M8X30X38	25	56513.083.038	M10X30X48	25	56513.103.048	M10X70X48	25	56513.107.048
M8X40X38	25	56513.084.038						

56516 Glide / Toestelvoet kunststof / Pied d'appareil **W05E**

Material Plastic



d x L x D	✉	Art.number	d x L x D	✉	Art.number	d x L x D	✉	Art.number
M6X25X26	25	56516.062.026	M8X50X30	25	56516.085.030	M10X50X40	25	56516.105.040
M6X35X26	25	56516.063.026	M8X70X30	25	56516.087.030	M10X55X55	25	56516.105.055
M6X55X26	25	56516.065.026	M10X20X40	25	56516.102.040	M10X70X40	25	56516.107.040
M8X20X30	25	56516.082.030	M10X30X40	25	56516.103.040	M10X65X55	25	56516.107.055
M8X30X30	25	56516.083.030	M10X35X55	25	56516.103.055			

FABORY

56843	Glide / Toestelvoet kunststof / Pied d'appareil	W05B

Material Plastic Polyamide (nylon)
Class 6.6
Color Black

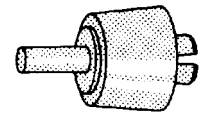

No.	✉	Art.number	No.	✉	Art.number	No.	✉	Art.number
0897 BLACK	50	56843.089.701	1162 BLACK	50	56843.116.201	2243 BLACK	50	56843.224.301
1024 BLACK	50	56843.102.401						

Bumper self adhesive

Bumper zelfklevend / Pied auto-collant

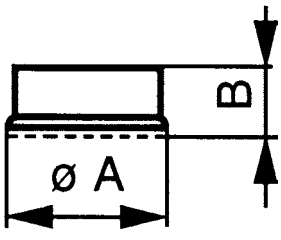

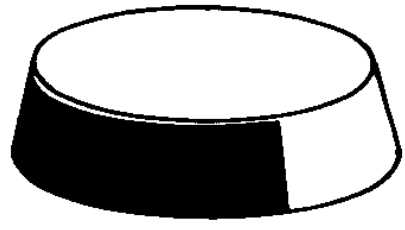

Technical Data

No.	A ø/□	B	Type no.
7220	12.7	3.5	1
7224	12.7	1.5	1
7229	22.3	10.2	3
7231	20.6	7.6	2
7239	12.7	3.0	2

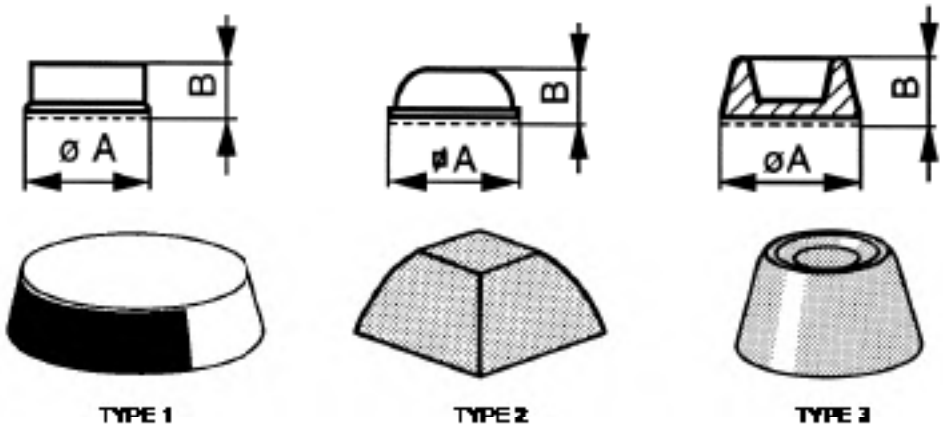

56890	Bumper self adhesive / Bumper zelfklevend / Pied auto-collant	W05B

Material Plastic Polyurethane
Color Black



No.	✉	Art.number	No.	✉	Art.number	No.	✉	Art.number
7220 BLACK	100	56890.722.001	7229 BLACK	100	56890.722.901	7239 BLACK	100	56890.723.901
7224 BLACK	100	56890.722.401	7231 BLACK	100	56890.723.101			

12

Protective buffer

Stootdop / Sabot (anti-chocs)

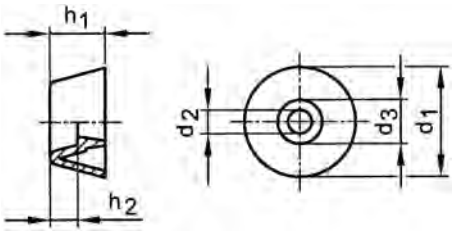

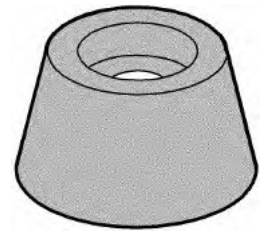

Technical Data

d_1	d_2	d_3	h_1	h_2
15	3.2	6	7.5	4
20	4.3	8	10	5
25	4.3	10	12.5	6.5
30	5.3	12	15	7.5

- Specific features of protective buffers:
- Soft yet very strong flexible buffer.
- For assembly in iron work, sliding facades and such.
- Low buildingheight and tight neat finish
- Simple assembly with single screw connection or drive rivet

56799 **Protective buffer / Stootdop / Sabot (anti-chocs)** **W05E**

Material Plastic Polyvinylchloride
Color Black



d_1	✉	Art.number	d_1	✉	Art.number	d_1	✉	Art.number
15MM	25	56799.150.001	25MM	25	56799.250.001	30MM	25	56799.300.001
20MM	25	56799.200.001						

Rosette closed model PA

Kraalring gesloten model PA / Rondelle cuvette fermé plastique

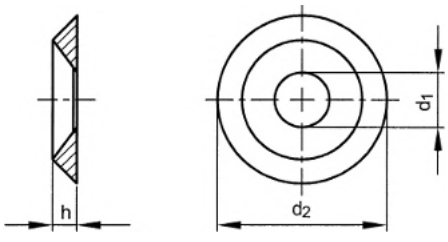



Technical Data

For nom. size	d_1	d_2	h	For nom. size	d_1	d_2	h
M3	3.2	10.2	2.8	M5	5.3	14	3.8
M4	4.3	12	3.2	M6	6.4	16	4.5

Article groups

Material	Class	Color	Code	Page
Plastic PA	6.6	White	56680	12-138
Plastic PA	6.6	Black	56690	12-138

56680 **Rosette closed model PA / Kraalring gesloten model PA / Rondelle cuvette fermé plastique** **W02A**

Material Plastic Polyamide (nylon)
Class 6.6
Color White

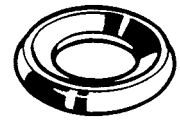

For nom. size	✉	Art.number	For nom. size	✉	Art.number	For nom. size	✉	Art.number
M3	100	56680.030.001	M5	50	56680.050.001	M6	25	56680.060.001
M4	50	56680.040.001						

56690 **Rosette closed model PA / Kraalring gesloten model PA / Rondelle cuvette fermé plastique** **W02A**

Material Plastic Polyamide (nylon)
Class 6.6
Color Black



For nom. size	✉	Art.number	For nom. size	✉	Art.number	For nom. size	✉	Art.number
M3	100	56690.030.001	M5	50	56690.050.001	M6	25	56690.060.001
M4	50	56690.040.001						

Retaining washer

Borg- en afdichtring / Anneau de joint plastique

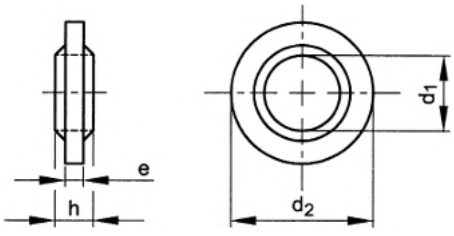

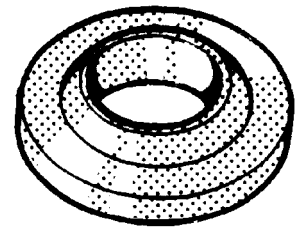

Technical Data

For nom. size	d_1	d_2	e	h
M3	3.1	7	0.6	12
M4	4.2	9	1.2	2.8
M5	5.2	10.6	1.4	3
M6	6.1	12	1.6	3.8
M8	8.1	16.2	1.8	4
M10	10.2	19.6	2.1	5

For nom. size	d_1	d_2	e	h
M12	12.1	22	2.2	5
M14	14.2	25.4	2.4	5.5
M16	16.2	29.4	2.5	62
M18	218.2	32	2.5	6.8
M20	20.3	35.7	2.7	7

56770 **Retaining washer / Borg- en afdichtring / Rondelle d'isolation** **W02A**

Material Plastic Polyamide (nylon)
Class 6.6
Color White

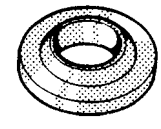

For nom. size	✉	Art.number	For nom. size	✉	Art.number	For nom. size	✉	Art.number
M3	100	56770.030.001	M6	100	56770.060.001	M12	50	56770.120.001
M4	100	56770.040.001	M8	50	56770.080.001	M16	25	56770.160.001
M5	100	56770.050.001	M10	50	56770.100.001	M20	10	56770.200.001

Shoulder washer

Sluitring met kraag / Rondelle épaulée

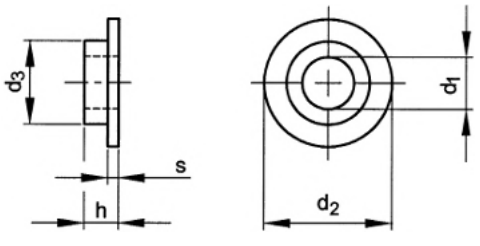

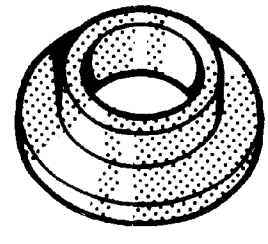

Technical Data

For nom. size	d_1	d_2	d_3	h	s
M3	3.1	8.1	6.1	2	1.2
M4	4.3	12	6.5	2.6	1.5
M5	5	12	9	4.9	2
M6	6.5	15.8	9.6	4.4	1.6

56710 **Shoulder washer / Sluitring met kraag / Rondelle epaulée** **W02A**

Material Plastic Polyamide (nylon)
Class 6.6
Color White

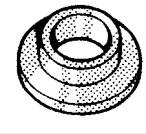

For nom. size	✉	Art.number	For nom. size	✉	Art.number	For nom. size	✉	Art.number
M3	100	56710.030.001	M5	100	56710.050.001	M6	50	56710.060.001
M4	100	56710.040.001						

Insulating bush

Isolatiemanchet / Tube d'isolation

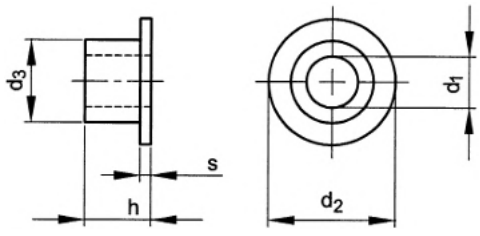



Technical Data

For nom. size	d_1	d_2	d_3	h	s
M5	5	10.5	8.5	4.8	1.5
M6	6.1	12.2	8	6	2
M8	8.1	20	14.2	11.9	2.6
M10	10.1	19.8	14.9	11.8	2.6
M12	12.1	23.9	17.7	15.6	2.6
M14	14.1	25.9	19.8	17.8	2.7
M16	16.1	27.7	21.7	19.7	3.1
M20	20.1	31.9	26.7	23.9	3.1

Example of insulation against contact corrosion of a ball joint

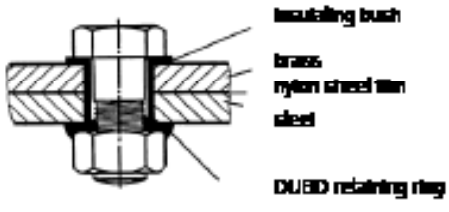

56760 Insulating bush / Isolatiemanchet / Tube d'isolation **W02A**

Material Plastic Polyamide (nylon)
Class 6.6
Color White



For nom. size	✉	Art.number	For nom. size	✉	Art.number	For nom. size	✉	Art.number
M5	100	56760.050.001	M10	50	56760.100.001	M16	10	56760.160.001
M6	100	56760.060.001	M12	50	56760.120.001	M20	10	56760.200.001
M8	50	56760.080.001	M14	25	56760.140.001			

12

Slide bearing

Glijlager / Palier plastique

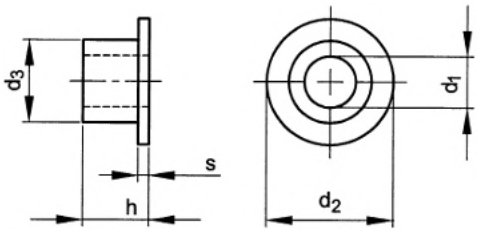



Technical Data

d_1	d_2	d_3	h	s	d_1	d_2	d_3	h	s
3	8	5	7	2	18	30	22	25	2.5
4	9	6	8	2	20	30	24	26	2
5	11	8	10	2	25	37	30	30	2.5
6	12	9	11	2	28	40	33	33	2.5
8	16	11	13	2	30	42	35	35	2.5
10	18	13	15	2	32	45	38	38	3
12	21	16	19	2	40	55	46	46	3
14	28	18	21	3	50	67	56	50	3.5
16	28	20	22	2.5	60	81	68	50	4

- Specific features of slide bearings:
- Manufactured out of self-lubricating nylon 6.6 and designed with buffercollar
- Insensitive to dirt, weatherinfluences and most chemicals
- Extremely fit for soundless hinges, low R.P.M. machines
- Also electric insulating between axle and bearinghouse
- Suitable for h6-H7 fitting
- After assembly bearing clearance approx 1% of the shaft diameter

56806 **Slide bearing / Glijlager / Palier plastique** **W03E**

Material Plastic Polyamide (nylon)
Class 6.6
Color Natural



d_1	✉	Art.number	d_1	✉	Art.number	d_1	✉	Art.number
3MM	100	56806.030.001	12MM	100	56806.120.001	28MM	10	56806.280.001
4MM	100	56806.040.001	14MM	100	56806.140.001	30MM	10	56806.300.001
5MM	100	56806.050.001	16MM	100	56806.160.001	32MM	10	56806.320.001
6MM	100	56806.060.001	18MM	50	56806.180.001	40MM	5	56806.400.001
8MM	100	56806.080.001	20MM	50	56806.200.001	50MM	5	56806.500.001
10MM	100	56806.100.001	25MM	25	56806.250.001	60MM	3	56806.600.001

FABORY

Insulating bush

Isolatiemanchet / Tube d'isolation

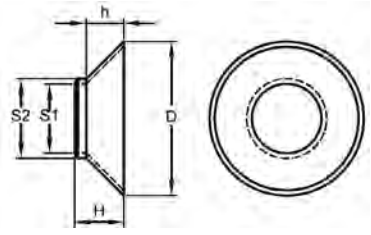



Technical Data

For nom. size	D	h	H	s_1	s_2
M3	8.2	1.7	3.7	3.1	4.9
M4	10.4	2.3	4.3	4.1	5.9
M5	12.4	2.8	4.8	5.1	6.9
M6	14.4	3.3	5.3	6.1	7.9
M8	18.6	4.4	6.4	8.1	9.9
M10	22.5	5.0	10.3	10.2	12.4
M12	26.8	6.5	8.5	12.1	13.9

56767 **Insulating bush / Isolatiemanchet / Tube d'isolation** **W05E**

Material Plastic Polyamide (nylon)
Class 6.6
Color Natural



For nom. size	✉	Art.number	For nom. size	✉	Art.number	For nom. size	✉	Art.number
M3	100	56767.030.002	M6	100	56767.060.002	M10	100	56767.100.002
M4	100	56767.040.002	M8	100	56767.080.002	M12	100	56767.120.002
M5	100	56767.050.002						

12

Spacer

Afstandbus / Entretoise lisse plastique

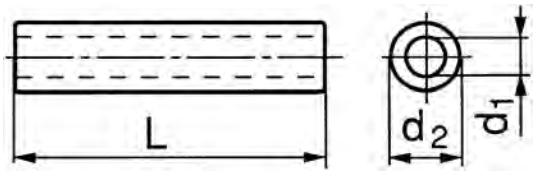



Technical Data

For nom. size	d_1
2.5	2.6
3	3.1
3.5	3.6
4	4.2
5	5.2

For nom. size	d_1
6	6.2
8	8.2
10	10.3
12	12.8

56800 Spacer / Afstandbus / Entretoise lisse plastique **W02A**

Material Plastic Polyoxymethylene
Color Natural

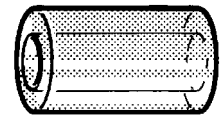

For nom. size x d_2 x L	✉	Art.number
2,5X4X2MM	500	56800.024.002
2,5X5X2MM	500	56800.025.002
2,5X5X3MM	500	56800.025.003
2,5X5X5MM	500	56800.025.005
2,5X5X7,5MM	500	56800.025.007
2,5X5X10MM	500	56800.025.010
2,5X5X15MM	500	56800.025.015
2,5X5X20MM	500	56800.025.020
2,5X5X25MM	500	56800.025.025
2,5X5X30MM	500	56800.025.030
3X5X2MM	500	56800.029.002
3X5X3MM	500	56800.029.003
3X5X5MM	500	56800.029.005
3X5X7,5MM	500	56800.029.007
3X5X10MM	500	56800.029.010
3X5X15MM	500	56800.029.015
3X5X20MM	500	56800.029.020
3X5X25MM	500	56800.029.025
3X5X30MM	500	56800.029.030
3X8X3MM	500	56800.030.003
3X8X5MM	500	56800.030.005
3X8X7,5MM	500	56800.030.007
3X8X10MM	500	56800.030.010
3X8X15MM	500	56800.030.015
3X8X20MM	500	56800.030.020
3X8X25MM	500	56800.030.025
3X8X30MM	500	56800.030.030
3,5X6X3MM	200	56800.035.003
3,5X6X5MM	200	56800.035.005
3,5X6X7,5MM	200	56800.035.007
3,5X6X10MM	200	56800.035.010
3,5X6X15MM	200	56800.035.015
3,5X6X20MM	200	56800.035.020
3,5X6X25MM	200	56800.035.025
3,5X6X30MM	200	56800.035.030
4X8X3MM	200	56800.040.003
4X8X5MM	200	56800.040.005
4X8X7,5MM	200	56800.040.007
4X8X10MM	200	56800.040.010
4X8X15MM	200	56800.040.015
4X8X20MM	200	56800.040.020
4X8X25MM	200	56800.040.025
4X8X30MM	200	56800.040.030
5X10X3MM	200	56800.050.003
5X10X5MM	200	56800.050.005
5X10X7,5MM	200	56800.050.007
5X10X10MM	200	56800.050.010
5X10X15MM	200	56800.050.015
5X10X20MM	200	56800.050.020
5X10X25MM	200	56800.050.025
5X10X30MM	200	56800.050.030
6X10X2,5MM	200	56800.060.002
6X10X3MM	200	56800.060.003
6X10X5MM	200	56800.060.005
6X10X7,5MM	200	56800.060.007
6X10X10MM	200	56800.060.010
6X10X15MM	200	56800.060.015
6X10X20MM	200	56800.060.020
6X10X25MM	200	56800.060.025
6X10X30MM	200	56800.060.030
8X12X3MM	200	56800.080.003
8X12X5MM	200	56800.080.005
8X12X7,5MM	200	56800.080.007
8X12X10MM	200	56800.080.010
8X12X15MM	200	56800.080.015
8X12X20MM	200	56800.080.020
8X12X25MM	200	56800.080.025
8X12X30MM	200	56800.080.030
8X15X15MM	200	56800.081.515
8,2X18X5MM	100	56800.082.005
10X15X3MM	200	56800.100.003
10X15X5MM	200	56800.100.005
10X15X7,5MM	200	56800.100.007
10X15X10MM	200	56800.100.010
10X15X15MM	200	56800.100.015
10X15X20MM	200	56800.100.020
10X15X25MM	200	56800.100.025
10X15X30MM	200	56800.100.030
10X22X20MM	200	56800.102.020
12X18X3MM	200	56800.120.003
12X18X5MM	200	56800.120.005
12X18X7,5MM	200	56800.120.007
12X18X10MM	200	56800.120.010
12X18X15MM	200	56800.120.015
12X18X20MM	200	56800.120.020
12X18X25MM	200	56800.120.025
12X18X30MM	200	56800.120.030

FABORY

Insulating bush

Isolatiemanchet / Tube d'isolation

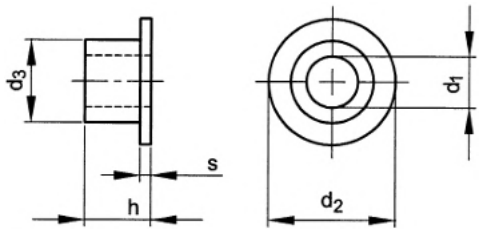



Technical Data

For nom. size	d_1	d_2	d_3	s
M4	4.3	9.5	5.5	1.0
M5	5.3	12.0	6.8	1.0
M6	6.5	13.0	8.0	1.0
M8	8.2	18.0	10.4	1.0
M10	10.2	21.0	12.5	1.0
M12	12.3	24.0	15.0	1.0
M16	16.3	30.0	19.3	2.0
M20	20.3	36.0	23.3	2.0

56772 **Insulating bush Type II/ M / Isolatiemanchet Type II/M / Tubes d'isolation Type II/ M** **W13G**

Material Plastic Polyamide (nylon)
Class 6.6
Color White



For nom. size x h	✉	Art.number	For nom. size x h	✉	Art.number	For nom. size x h	✉	Art.number
4X5MM	100	56772.040.005	8X5MM	100	56772.080.005	12X5MM	100	56772.120.005
			8X6MM	100	56772.080.006	12X10MM	100	56772.120.010
5X5MM	100	56772.050.005	8X10MM	50	56772.080.010			
5X10MM	100	56772.050.010				16X5MM	100	56772.160.005
			10X5MM	100	56772.100.005	16X25MM	25	56772.160.025
6X5MM	100	56772.060.005	10X8MM	100	56772.100.008			
						20X5MM	100	56772.200.005

12

Cover plug

Afdichtstop / Bouchon de fermeture

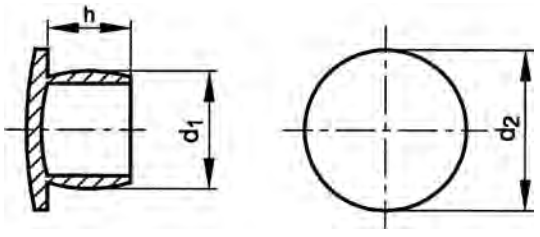

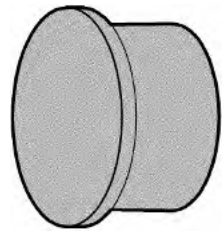

Technical Data

d_1	d_2	h	d_1	d_2	h
2.1	3.5	7	19.6	26	9
2.6	12	4	20.0	25.5	9
2.7	12	6	21.0	26	13
3.3	12	6	22.3	29	9
4.4	9	5.5	23.0	27.3	19.3
4.7	7	5	24.0	27	12.5
5.2	11	6	24.5	32	13
5.4	12	7.5	25.0	31.5	6
6.0	11	7	26.0	31.5	12
6.6	7.5	5	27.2	29.6	15
7.2	11	6.5	28.6	34.5	15
7.3	11	6	31.2	38	13
8.0	12	7	33.5	41	11.5
8.5	12	8	34.0	40	20
8.8	11.5	8	35.5	47	15
9.3	12.5	9	36.5	47	18
10.0	15	9	39.5	46	15
10.1	12	4	42.0	44.5	13
10.7	14.5	9	43.3	50	15
11.9	14.2	8	45.5	51	16
12.8	17.5	9	45.8	51	16
13.2	17.5	8	50.5	57	14
13.6	19	8.5	52.0	60	16
14.6	18.5	9.5	55.5	60	16
15.4	19	8.5	58.0	63	18
15.7	19	8.5	61.5	74	20
16.8	20	9	70.0	80	18
17.2	23	10	85.0	95	18
18.8	21.5	9	110.0	130	18

- Accurate cylindrical plug with a good sealing.
- For sealing of temporary drill holes or screwthread holes but also for lengthly protection.
- Great clampability, therefore utmost reliable also in difficult situations.

56780 **Cover plug / Afdichtstop / Bouchon de fermeture** **W05E**

Material Plastic Polyethylene
Color Natural

RoHS



d_1	✉	Art.number	d_1	✉	Art.number	d_1	✉	Art.number
2,1MM	100	56780.021.001	10,0MM	100	56780.100.001	21,0MM	50	56780.210.001
2,6MM	100	56780.026.001	10,1MM	100	56780.101.001	22,3MM	50	56780.223.001
2,7MM	100	56780.027.001	10,7MM	100	56780.107.001	23,0MM	100	56780.230.001
3,3MM	100	56780.033.001	11,9MM	100	56780.119.001	24,0MM	50	56780.240.001
4,4MM	100	56780.044.001	12,8MM	100	56780.128.001	24,5MM	50	56780.245.001
4,7MM	100	56780.047.001	13,2MM	100	56780.132.001	25,0MM	50	56780.250.001
5,2MM	100	56780.052.001	13,6MM	100	56780.136.001	26,0MM	50	56780.260.001
5,4MM	100	56780.054.001	14,6MM	100	56780.146.001	27,2MM	50	56780.272.001
6,0MM	100	56780.060.001	15,4MM	100	56780.154.001	28,6MM	50	56780.286.001
6,6MM	100	56780.066.001	15,7MM	100	56780.157.001	31,2MM	50	56780.312.001
7,2MM	100	56780.072.001	16,8MM	100	56780.168.001	33,5MM	25	56780.335.001
7,3MM	100	56780.073.001	17,2MM	100	56780.172.001	34,0MM	25	56780.340.001
8,0MM	100	56780.080.001	18,8MM	100	56780.188.001	35,5MM	100	56780.355.001
8,5MM	100	56780.085.001	19,6MM	100	56780.196.001	36,5MM	25	56780.365.001
8,8MM	100	56780.088.001	20,0MM	50	56780.200.001	39,5MM	25	56780.395.001
9,3MM	100	56780.093.001						

FABORY

56780	Cover plug / Afdichtstop / Bouchon de fermeture	←

d_1	✉	Art.number	d_1	✉	Art.number	d_1	✉	Art.number
42,0MM	25	56780.420.001	50,5MM	25	56780.505.001	61,5MM	25	56780.615.001
43,3MM	25	56780.433.001	52,0MM	25	56780.520.001	70,0MM	25	56780.700.001
45,5MM	25	56780.455.001	55,5MM	25	56780.555.001	85,0MM	25	56780.850.001
45,8MM	25	56780.458.001	58,0MM	25	56780.580.001	110,0MM	25	56780.960.001

Protecting cap and -plug

Beschermkap en -plug / Chapeau et bouchon de protection

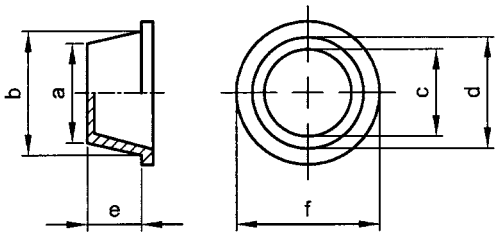

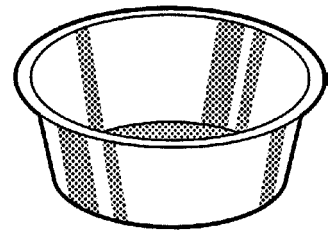

Technical Data

Type	a	b	c	Diameter (mm)	e	f
M4CAP-M6PLUG	4.4	6.1	2.8	4.5	9.5	9.5
M6CAP-M8PLUG	6.2	7.7	5	5.9	9.5	11.1
M8CAP-M10PLUG	8.4	10	6.9	8.2	9.5	13.5
M10CAP-M12PLUG	10	11.3	8.5	10	9.5	15
M12CAP	12.1	13.9	10.6	12.3	11	17.5
M14CAP	14.2	16	12.7	14.4	12.1	19
M14PLUG	11.5	13	10	11.5	9.5	16.7
M16PLUG	13.6	15.4	12.1	13.7	11.2	19
M16CAP-M20PLUG	16.4	18.3	14.8	16.9	12.7	22.2
M18CAP	17.8	20	16.4	18.3	14.4	23.8
M18PLUG	14.7	17	13.2	15.4	12.7	20.6
M20CAP	21.3	23.2	19.2	21.5	15.9	27
M20PLUG	17.7	19.6	15.2	17.3	12.7	22.2
M22CAP	22	25	20.5	23	15.9	28.5
M22PLUG	18.5	20.9	17.1	19.3	14.3	24.6
M24PLUG	21.2	23.2	19.3	21.7	12.3	27.3
M24CAP-M27PLUG	23.4	26.4	21.4	24.4	17.5	29.3
M27CAP-M30PLUG	28	30.9	26.5	26.1	19	35.3
M30CAP-M33PLUG	30	32.6	27.5	30.9	15.5	36.7
M33CAP-M35PLUG	31.1	34.3	29.8	32.8	19	38.1
M35CAP-M36PLUG	33.3	37.2	32	35.6	22.6	41.5
M38CAP-M40PLUG	36.9	40.6	35	39	22.5	44
M39CAP-M45PLUG	39.4	42.7	38.2	41.1	19	47.6
M42CAP-M45PLUG	41.4	44.8	39.7	43	19	49.2
M45CAP-M48PLUG	44.5	47.3	42.9	46.2	19	50.8
M48PLUG	45.2	49.5	43.6	47.9	24.5	54
M48CAP-M52PLUG	48.6	51.2	46.7	48.9	18.7	55.5
M52CAP-M56PLUG	53.5	57	51.2	55.3	25.2	62.4
M56CAP-M60PLUG	54.5	61	52.2	59	25	65.1
M60CAP-M62PLUG	59.6	62.6	57	61	24.6	66.7
M75PLUG	70	75.8	68.1	74	25.4	79.4

12

- The tapered design of these products allows them to be used as either a cap or a plug, providing easy fitting and removal in most applications, they provides excellent protection against damage, dirt, moisture and corrosion, during storage and transportation.
- When used as a plug dimension b should be min. 5% larger than the opening, diameters over 30mm may require more interference.
- When used as a cap dimension c should be min. 5% less than the diameter to be capped, diameters over 30mm may require more interference.

56783	Protecting cap and -plug / Beschermkap en -plug / Chapeau et bouchon de protection	W05B

Material Plastic Polyethylene
Color Red



Type	✉	Art.number	Type	✉	Art.number	Type	✉	Art.number
M4CAP-M6PLUG	500	56783.040.060	M10CAP-M12PLUG	500	56783.100.120	M14CAP	250	56783.140.000
M6CAP-M8PLUG	500	56783.060.080	M12CAP	250	56783.120.000	M14PLUG	250	56783.140.002
M8CAP-M10PLUG	500	56783.080.100						

56783 **Protecting cap and -plug / Beschermkap en -plug / Chapeau et bouchon de protection** ←

Type	✉	Art.number	Type	✉	Art.number	Type	✉	Art.number
M16PLUG	250	56783.160.002	M24CAP-M27PLUG	100	56783.240.270	M45CAP-M48PLUG	25	56783.450.480
M16CAP-M20PLUG	250	56783.160.200	M27CAP-M30PLUG	100	56783.270.300	M48PLUG	25	56783.480.002
M18CAP	250	56783.180.000	M30CAP-M33PLUG	100	56783.300.330	M48CAP-M52PLUG	25	56783.480.520
M18PLUG	250	56783.180.002	M33CAP-M35PLUG	50	56783.330.350	M52CAP-M56PLUG	25	56783.520.560
M20CAP	100	56783.200.000	M35CAP-M36PLUG	50	56783.350.360	M58CAP-M60PLUG	25	56783.580.600
M20PLUG	100	56783.200.002	M38CAP-M40PLUG	50	56783.380.400	M60CAP-M62PLUG	25	56783.600.620
M22PLUG	100	56783.220.002	M39CAP-M45PLUG	50	56783.390.450	M75PLUG	25	56783.750.002
M24PLUG	100	56783.240.002	M42CAP-M45PLUG	50	56783.420.450			

Vertical acting toggle clamp

Verticale spanner / Sauterelle à levier



Article groups

Material	Surface treatment		Code	Page
St.	ZPL	horizontal base	15900	12-148
St.	ZPL	angle base	15905	12-149

12

FABORY

15900 **AMF Vertical acting toggle clamp / AMF Verticale spanner / AMF Sauterelle à levier** **F97A**

Material Steel
Surface treatment Zinc plated



Type	A	B	C	D	E	F	F1 [kN]	F2 [kN]	H	H1	HW min.	HW max.	I	K	L	L1	L2	M	M1	N	P	α	α*	Clamping screw
0	4	31	11,0	4,5	14	5,5	0,5	0,7	18,0	81,0	-1,5	3,5	8	5,5	-	49	50	23	-	32	22	95°	-	M 4x 25
1	5	39	16,0	4,5	18	6,0	0,6	1,1	19,0	98,5	-4,0	2,0	10	5,5	-	61	59	24	-	35	27	95°	-	M 5x 30
2	6	52	20,0	5,5	25	11,0	0,8	1,2	23,0	130	-3,0	4,5	12	6,0	12,5	78	80	27	27	43	32	105°	60°	M 6x 35
3	8	79	20,0	7,5	36	19,0	1,2	2,5	33,0	186	2,0	11,0	18	7,5	-	112	112	32	-	46	35	105°	60°	M 8x 45
4	10	101	32,0	8,6	54	16,0	1,7	3,0	42,5	221	-6,0	22,5	20	13,0	-	141	130	45	-	64	53	105°	60°	M 8x 65
5	14	140	45,0	8,5	73	34,0	3,0	5,0	55,8	281	-3,0	27,5	25	9,5	29,0	195	185	49	45	70	65	115°	60°	M12x 80
6	14	165	50,5	13,0	89	26,0	3,4	5,5	81,0	332	-2,5	55,0	30	24,5	-	231	207	71	-	100	90	140°	60°	M12x110

* The operating angle can be changed by providing in a stop pin.

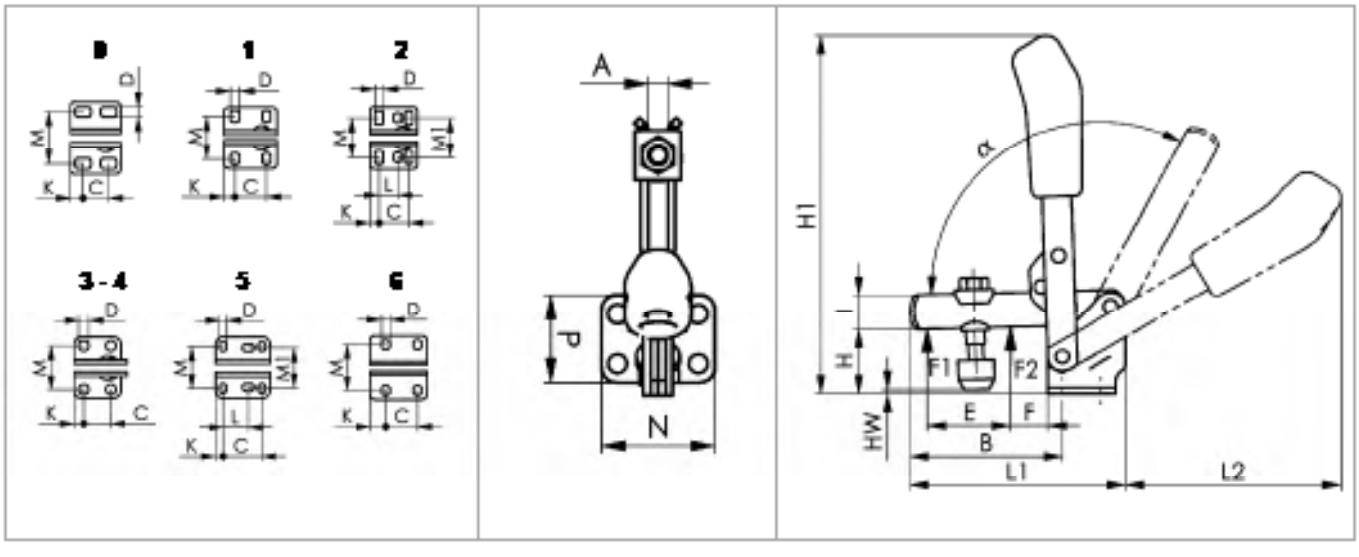

Type	✉	Art.number	Type	✉	Art.number	Type	✉	Art.number
NO.0	1	15900.000.100	NO.3	1	15900.000.103	NO.5	1	15900.000.105
NO.1	1	15900.000.101	NO.4	1	15900.000.104	NO.6	1	15900.000.106
NO.2	1	15900.000.102						

- With open clamping arm and horizontal base.
- Supplied complete with tempered, galvanized clamping screw.

12

15905 AMF Vertical acting toggle clamp / AMF Verticale spanner / AMF Sauterelle à levier F97A

Material Steel
Surface treatment Zinc plated



Type	A	B	C	D	E	F	F1 [kN]	F2 [kN]	H	H1	HW min.	HW max.	I	K	L1	L2	M	N	O	P	α	α*	Clamping screw
1	5	34	14	4,5	19	8	0,8	1,1	47	132	-1,5	5,5	10	10	60	58	20,0	30	5	30	105°	-	M5x30
2	6	40	20	5,5	25	9	1,0	1,2	61	180	2,0	11,0	12	6	78	63	25,5	38	5	32	105°	60°	M6x35
3	8	65	24	6,5	43	11	1,4	2,5	71	243	6,0	18,0	18	7	112	111	28,5	43	6	38	105°	60°	M8x45
4	10	84	32	8,5	50	17	2,0	3,0	102	280	11,0	40,0	20	54	140	129	32,0	52	8	96	105°	60°	M8x65

* The opening angle can be changed by providing in a stop pin.

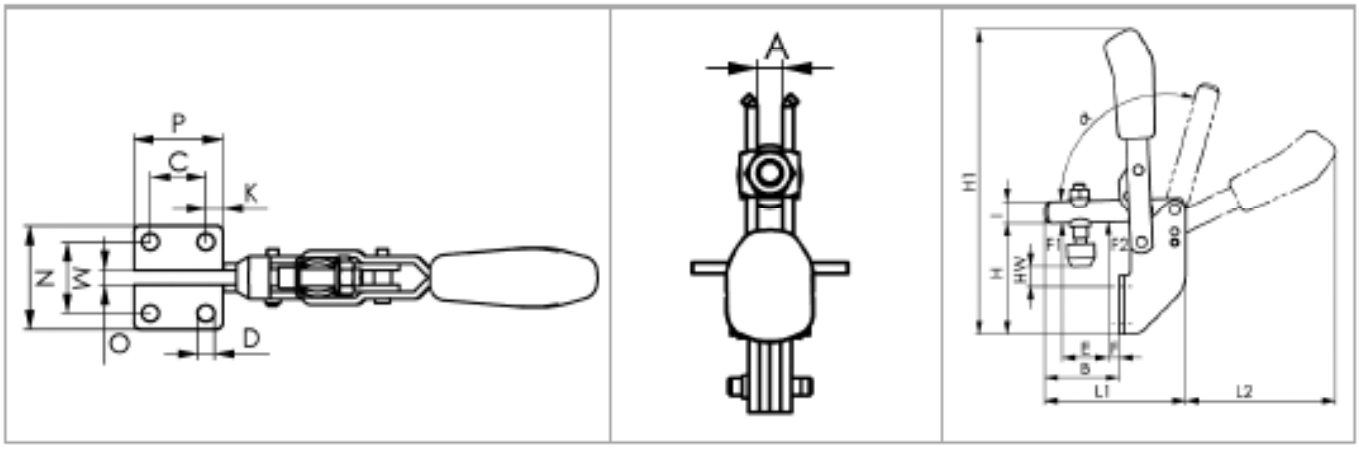

Type	✉	Art.number	Type	✉	Art.number	Type	✉	Art.number
NO.1	1	15905.000.101	NO.3	1	15905.000.103	NO.4	1	15905.000.104
NO.2	1	15905.000.102						

- With open clamping arm and angle base.
- Supplied complete with tempered, galvanized clamping screw.

FABORY

Horizontal acting toggle clamp

Horizontale spanner / Sauterelle à levier



Article groups

Material	Surface treatment		Code	Page
St.	ZPL	horizontal base	15910	12-150
St.	ZPL	horizontal base	15916	12-151
St.	ZPL	angle base	15915	12-152

15910 **AMF Horizontal acting toggle clamp / AMF Horizontale spanner / AMF Sauterelle à levier** **F97A**

Material Steel
Surface treatment Zinc plated



Type	A	B	C	D	D1	E	F	F1 [kN]	F2 [kN]	H	H1	H2	HW min.	HW max.	I	K	L	L1	M	M1	N	P	α	Clamping screw
0	5	28	13,5	4,6	-	9,0	5	0,25	0,4	14,5	23,0	34	-5,0	1	7,5	6,3	-	79	16,0	-	25,0	25,5	90°	M4x25
1	5	42	14,0	5,2	-	18,5	8	0,8	1,1	19,0	30,0	49	-4,0	2	10,0	5,5	-	120	20,3	-	34,0	34,0	90°	M5x30
2	6	64	26,0	5,6	5,6	32,0	16	1,0	1,2	24,0	45,0	68	-1,5	5	13,0	6,0	12,7	162	24,5	28,5	42,0	38,0	90°	M6x35
3	8	73	25,7	6,5	5,1	36,0	15	1,8	2,5	32,0	48,5	86	-2,0	9,0	15,0	7,0	13	206	26,8	31,6	44,5	50,0	90°	M8x45
4	10	113	41,0	8,5	8,5	63,0	27	2,0	3,0	45,0	75,0	115	-4,0	24	20,0	8,0	20,5	281	36,0	43,0	58,0	57,0	90°	M8x65
5	10	123	41,5	8,5	-	78,0	16	3,0	5,0	46,0	73,0	128	-1,5	25	25,0	12,5	-	321	41,5	-	58,0	77,0	90°	M8x65

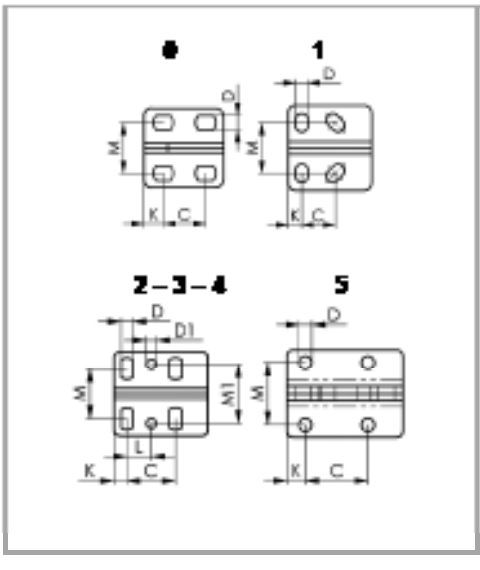

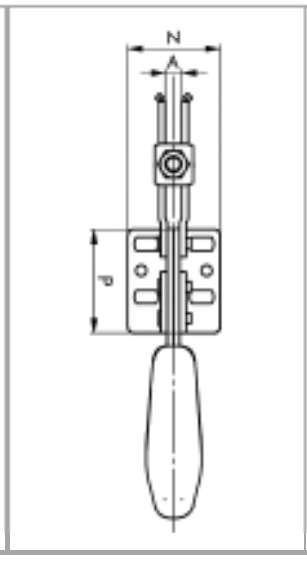

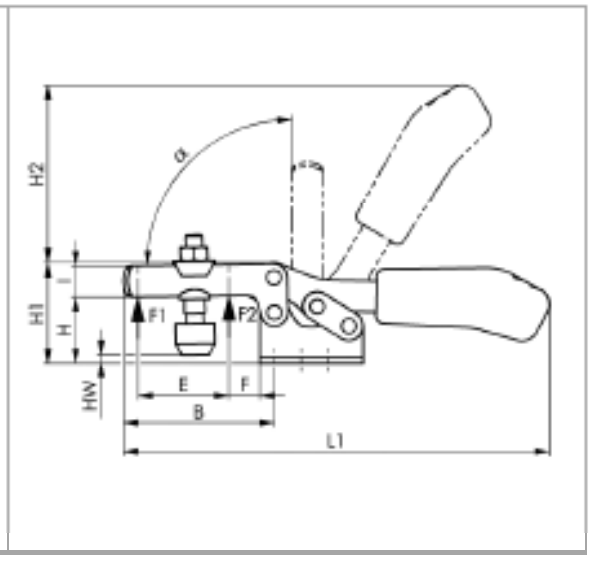

Type	✉	Art.number	Type	✉	Art.number	Type	✉	Art.number
NO.0	1	15910.000.100	NO.2	1	15910.000.102	NO.4	1	15910.000.104
NO.1	1	15910.000.101	NO.3	1	15910.000.103	NO.5	1	15910.000.105

- With open clamping arm and horizontal base.
- Supplied complete with tempered, galvanized clamping screw.

12

Go to www.fabory.com for all your tools, safety and metalworking products

15916 AMF Horizontal acting toggle clamp / AMF Horizontale spanner / AMF Sauterelle à levier F97A

Material Steel
Surface treatment Zinc plated



Type	A	B	C	D	D1	E	F	F1 [kN]	F2 [kN]	H	H1	H2	HW min.	HW max.	I	K	L	L1	M	M1	N	P	α	Clamping screw
2	5	63	26,0	5,6	5,6	35	16,0	1,0	1,2	24	45,0	68	-4,0	4	13	6,0	12,7	161	24,5	28,5	42	38	90°	M 6x35
3	6	72	26,0	6,5	5,1	44	15,0	1,8	2,5	32	48,5	86	-3,5	9	15	7,0	13,0	205	27,0	32,0	45	50	90°	M 8x45
4	8	111	41,0	8,5	8,5	66	26,0	2,0	3,0	45	75,0	114	-6,0	22	20	8,0	20,5	280	36,0	43,0	58	57	90°	M 8x65
5	10	121	41,5	8,0	-	78	17,5	3,0	5,0	46	73,0	128	-13,0	12	25	12,5	-	320	41,5	-	58	77	90°	M12x80

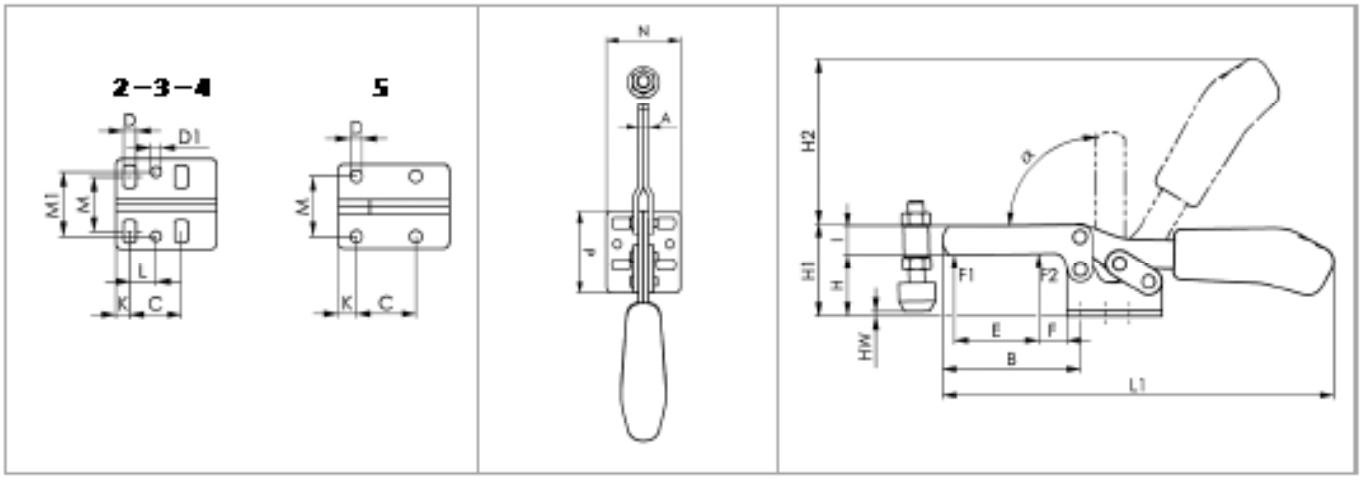

Type	✉	Art.number	Type	✉	Art.number	Type	✉	Art.number
NO.2	1	15916.000.102	NO.4	1	15916.000.104	NO.5	1	15916.000.105
NO.3	1	15916.000.103						

- With closed clamping arm and horizontal base.
- Supplied complete with tempered, galvanized clamping screw no. 6885 and sleeve to weld on.

FABORY

15915 **AMF Horizontal acting toggle clamp / AMF Horizontale spanner / AMF Sauterelle à levier** **F97A**

Material Steel
Surface treatment Zinc plated



Type	A	B	C	D	E	F	F1 [kN]	F2 [kN]	H	H1	H2	HW min.	HW max.	I	K	L1	M	N	P	α	Clamping screw
1	5	32	13,5	5,2	18,5	4,0	0,8	1,1	57	68	49	14	20	10	8	120	19,0	31	28	90°	M5x30
2	6	52	20,0	5,6	32,0	10,5	1,0	1,2	73	94	68	22	29	13	6	162	25,5	37	32	90°	M6x35
3	8	59	24,0	6,8	37,0	8,0	1,8	2,5	70	86	86	5	16	15	7	206	29,0	43	38	90°	M8x45
4	10	93	32,0	8,5	63,0	15,0	2,0	3,0	102	133	115	11	40	20	40	282	32,0	52	82	90°	M8x65

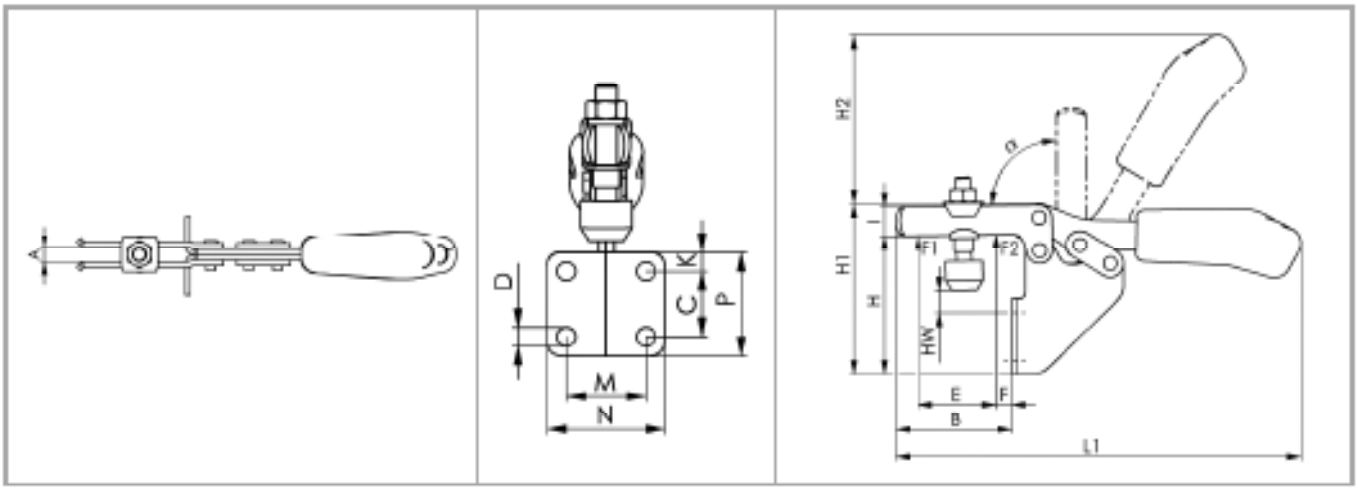

Type	✉	Art.number	Type	✉	Art.number	Type	✉	Art.number
NO.1	1	15915.000.101	NO.3*	1	15915.000.103	NO.4	1	15915.000.104
NO.2	1	15915.000.102						

- With open clamping arm and angle base.
- Supplied complete with tempered, galvanized clamping screw.

12

Push-pull type toggle clamp

Schuifstangspanner / Sauterelle à tige coulissante



Article groups

Material	Surface treatment		Code	Page
St.	ZPL	small angle base	15920	12-153
St.	ZPL	short version	15925	12-154
St.	ZPL	heavy duty type	15930	12-155

15920 AMF Push-pull type toggle clamp / AMF Schuifstangspanner / AMF Sauterelle à tige coulissante **F97A**

Material Steel
Surface treatment Zinc plated



Type	A	B min.	B max.	D	E	F1 [kN]	F2 [kN]	H	H1	HUB	HW min.	HW max.	K	L1	L2	L3	M min.	M max.	M2	N	P	Clamping screw
0	6,5	17,0	33,0	4,5	13	0,8	0,8	12	47	16	12	20	6,5	66,0	10	52	-	16,0	M10x1,0	25	16	M 4x20
1	8,0	24,5	44,5	4,5	20	1,0	1,0	15	60	20	12	20	7,0	91,0	16	72	16	19,5	M12x1,5	30	20	M 4x20
2	10,0	32,5	57,5	5,6	25	2,0	2,0	20	95	26	17	25	12,5	114,0	19	105	-	36,0	M16x1,5	50	34	M 6x25
3	12,0	37,0	69,0	6,5	30	2,5	2,5	25	110	32	22	35	13,0	140,0	22	129	30	42,0	M20x1,5	60	30	M 8x35
5-M27	16,0	41,5	81,5	8,5	50	4,5	4,5	30	126	40	30	50	15,0	171,5	25	142	30	45,0	M27x2,0	65	35	M12x50

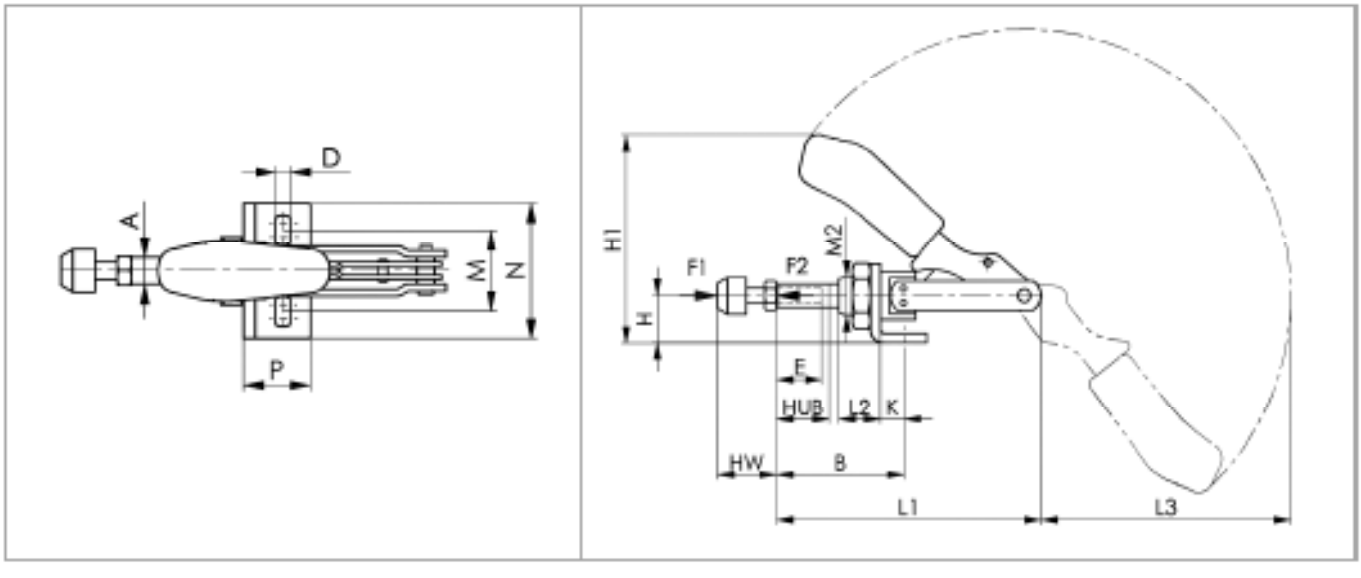

Type	✉	Art.number	Type	✉	Art.number	Type	✉	Art.number
NO.0	1	15920.000.100	NO.2	1	15920.000.102	NO.5	1	15920.000.105
NO.1	1	15920.000.101	NO.3	1	15920.000.103	NO.5-M27	1	15920.000.527

- With small angle base.
- For push- and pull-clamping.
- Supplied complete with tempered, galvanized clamping screw.

12

FABORY

15925 AMF Push-pull type toggle clamp / AMF Schuifstangspanner / AMF Sauterelle à tige coulissante F97A

Material Steel
Surface treatment Zinc plated



Type	A	B	E	F1 [kN]	F2 [kN]	H	H1	HUB	HW min.	HW max.	L1	L2	L3	M	M2	N	Clamping screw
2	10	35	15	1,0	1,0	24	76	21	18	27	70	13	82	M 6	M16x1,5	31	M 6x25
3	12	56	25	2,5	2,5	33	128	40	22	35	110	16	130	M 8	M20x1,5	33	M 8x35
5-M27	16	92	35	4,0	4,0	37	148	67	30	50	175	24	138	M12	M27x2,0	50	M12x50

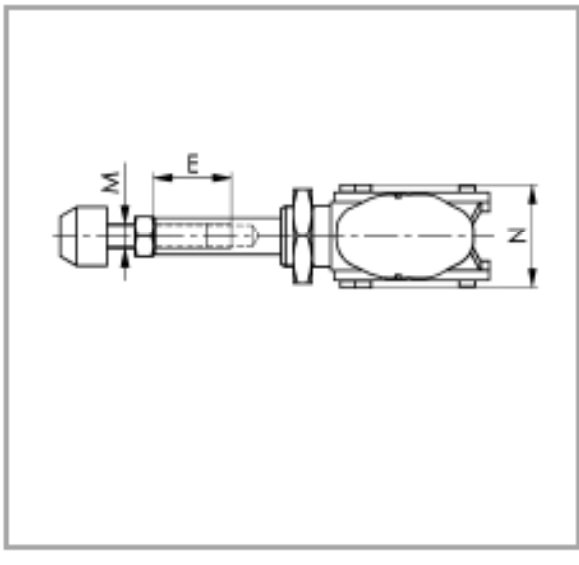

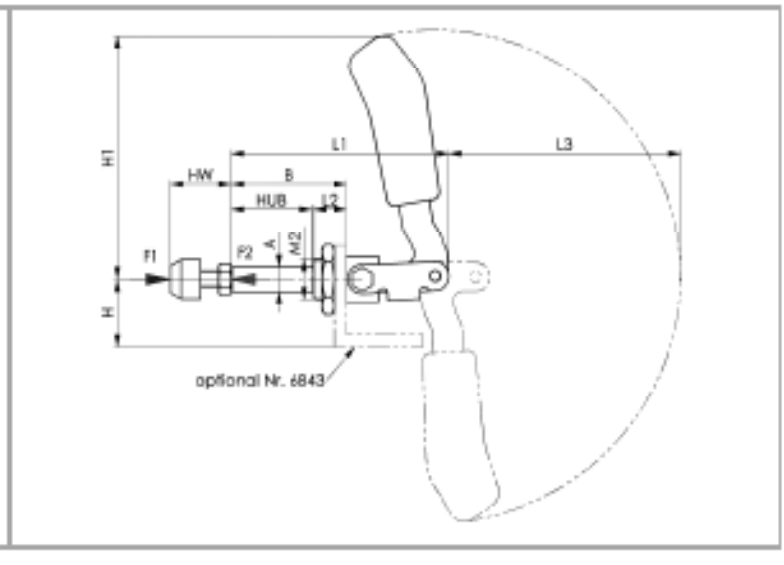

Type	✉	Art.number	Type	✉	Art.number	Type	✉	Art.number
NO.2	1	15925.000.102	NO.5	1	15925.000.105	NO.5-M27	1	15925.000.527
NO.3	1	15925.000.103						

- Short version.
- For push- and pull-clamping.
- Supplied complete with tempered, galvanized clamping screw.

12

15930 AMF Push-pull type toggle clamp / AMF Schuifstangspanner / AMF Sauterelle à tige coulissante F97A

Material Steel
Surface treatment Zinc plated



Type	A	B min.	B max.	C	D	E	F1 [kN]	F2 [kN]	H	H1	HUB	HW min.	HW max.	K	L1	L2	M min.	M max.	N	P	Clamping screw
3	12	40	72	41	6,5	30	4	4	30	115	32	35	48	28	140	130	36	44	60	96	M 8x35
5	16	58	98	41	8,5	50	10	10	38	134	40	30	50	46	172	140	41	50	70	122	M12x50
7	22	59	105	70	11,0	50	25	25	55	180	50	30	50	45	218	192	57	65	93	158	M12x50

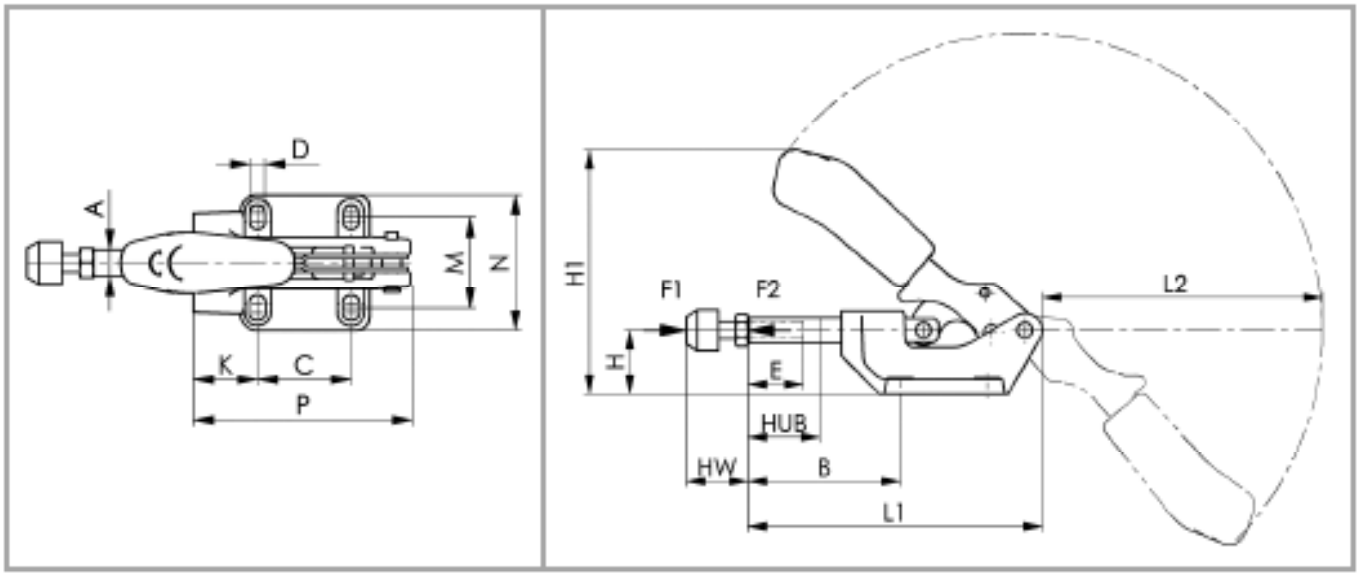

Type	✉	Art.number	Type	✉	Art.number	Type	✉	Art.number
NO.3*	1	15930.000.103	NO.5	1	15930.000.105	NO.7	1	15930.000.107

- For push- and pull-clamping.
- Heavy duty type with rod-guide.
- Supplied complete with tempered, galvanized clamping screw.

FABORY

Hook type toggle clamp

Sluitspanner / Sauterelle à crochet



15935 **AMF Hook type toggle clamp / AMF Sluitspanner / AMF Sauterelle à crochet** **F97A**

Material Steel
Surface treatment Zinc plated



Type	B1	B2	C	D	E1	E2	F1 [kN]	G	H	H1	K	L	L1	M	N	R	S	Adjustm.distance [mm]
1	15-23	34-42	19	5,3	15-23	34,0-42,0	2	4,5	22,5	33	6	31	130	28	41	4,5	45	8
3	32-44	67-79	19	7,1	40-52	74,5-86,5	3	5,5	23,0	36	13	40	230	32-35	46	5,5	98	12
5	26-40	57-71	29	12,0	28-42	58,5-72,5	5	11,0	49,0	70	13	55	308	60	88	8,0	144	14

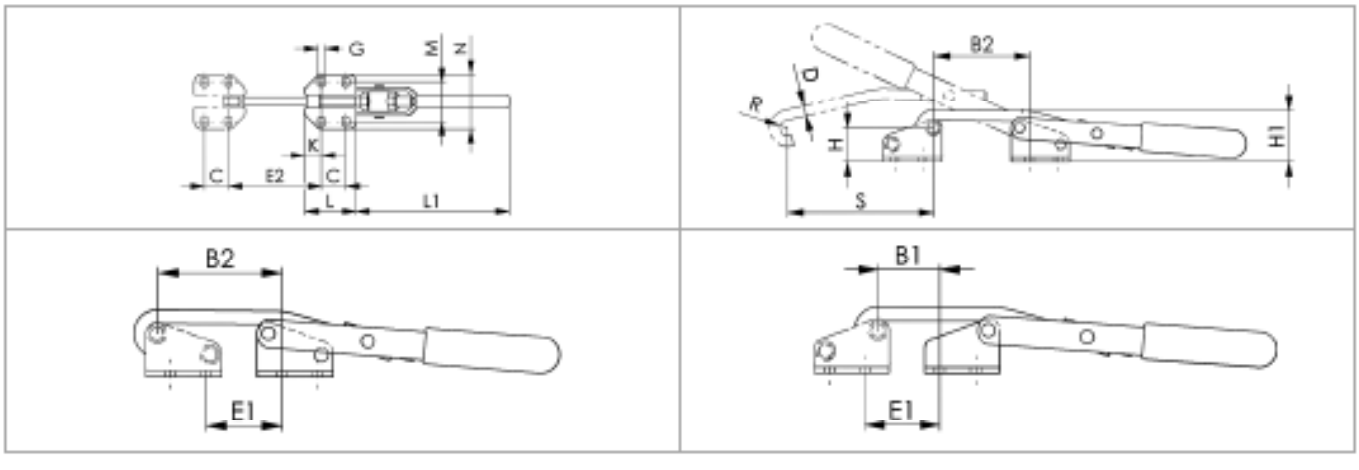

Type	✉	Art.number	Type	✉	Art.number	Type	✉	Art.number
NO.1	1	15935.000.101	NO.3*	1	15935.000.103	NO.5	1	15935.000.105

- For counter catch: see article group 15940.

12

Hook type toggle clamp horizontal

Sluitspanner horizontaal / Sauterelle à crochet horizontale



15945 **AMF Hook type toggle clamp horizontal / AMF Sluitspanner horizontaal / AMF Sauterelle à crochet horizontale** **F97A**

Material Steel
Surface treatment Zinc plated



Type	B min.	B max.	C	D	D1	E min.	E max.	F	F1 [kN]	G	H	H1	K	L1	L5	M	N	P	S
2	42	74	13	5,2	4	38	70	11	1,6	19	12	47	6,5	156	70	24	38	26	23
3	53	95	19	6,5	6	48	90	14	3,2	25	19	70	8,0	210	95	32	48	35	30
4	72	127	32	8,5	8	65	120	19	7,0	36	25	92	9,5	270	113	45	65	51	44

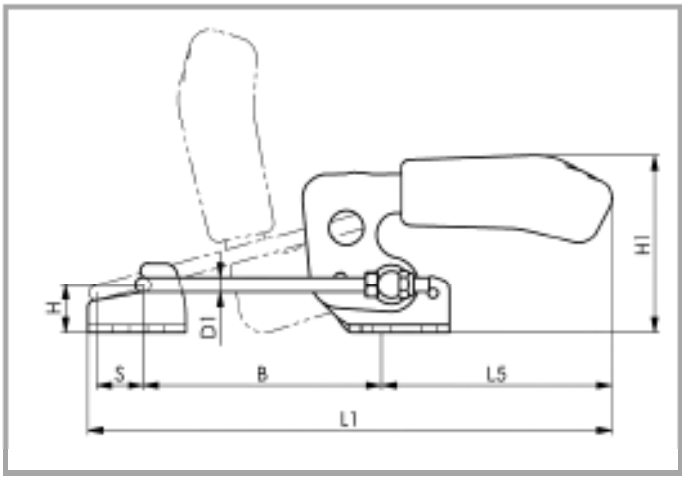

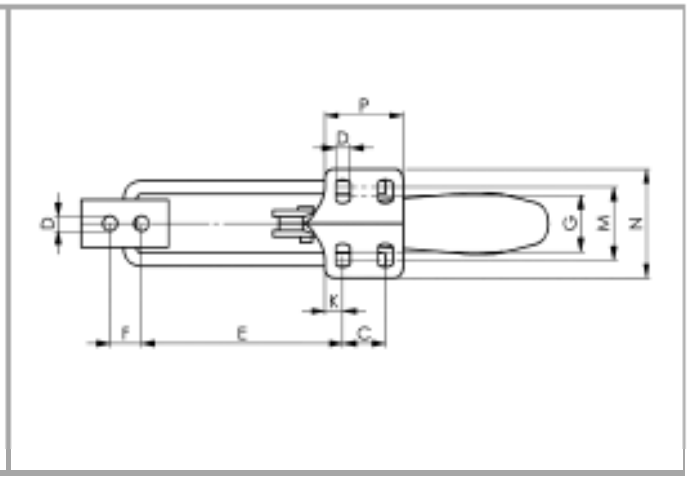

Type	✉	Art.number	Type	✉	Art.number	Type	✉	Art.number
NO.2	1	15945.000.102	NO.3	1	15945.000.103	NO.4	1	15945.000.104

- Supplied complete with counter catch

12

FABORY

Hook type toggle clamp vertical

Sluitspanner verticaal / Sauterelle à crochet verticale



15950 **AMF Hook type toggle clamp vertical / AMF Sluitspanner verticaal / AMF Sauterelle à crochet verticale** **F97A**

Material Steel
Surface treatment Zinc plated



Type	B min.	B max.	C	D	D1	E min.	E max.	F1 [kN]	F	G	H	H1	K	L1	M	N	P	S
2	24	47	13	5,2	4	5	28	1,6	11	19	4,5	47	7,0	90	24	38	26	23
3	33	61	19	6,5	6	7	35	3,2	14	25	6,0	70	8,0	127	32	48	35	30
4	43	79	32	8,5	8	9	45	7,0	19	36	8,0	92	9,5	150	45	65	51	40

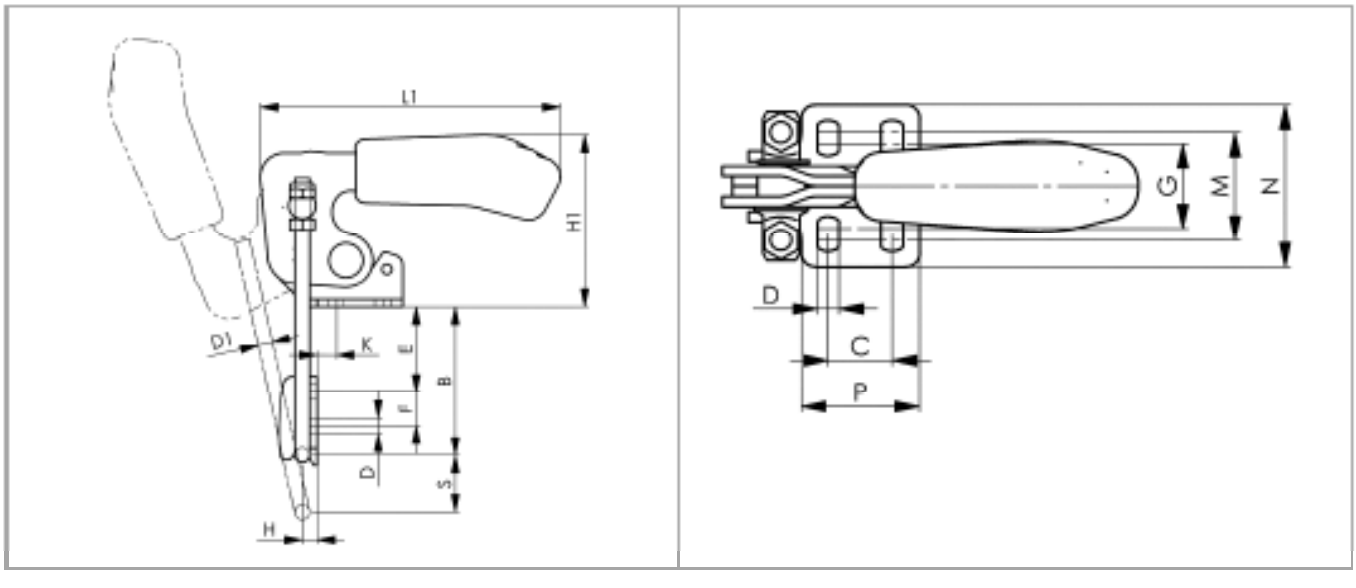

Type	✉	Art.number	Type	✉	Art.number	Type	✉	Art.number
NO.2*	1	15950.000.102	NO.3	1	15950.000.103	NO.4*	1	15950.000.104

- Supplied complete with counter catch

12

Counter catch for hook type toggle clamp

Aanhaakoog voor sluitspanner / Patte d'accrochage pour sauterelle à crochet



15940 **AMF Counter catch for hook type toggle clamp / AMF Aanhaakoog voor sluitspanner / AMF Patte d'accrochage pour sauterelle à crochet** **F97A**

Material Steel
Surface treatment Zinc plated



Type	B	C	D	G	H	K	L	M	N	O
1	6	19	8	4,5	22,5	6	31	28	41	6,8
3	6	19	10	5,5	23,0	13	40	32-35	46	10,8
5	12	29	15	11,0	49,0	13	55	60	88	13,7

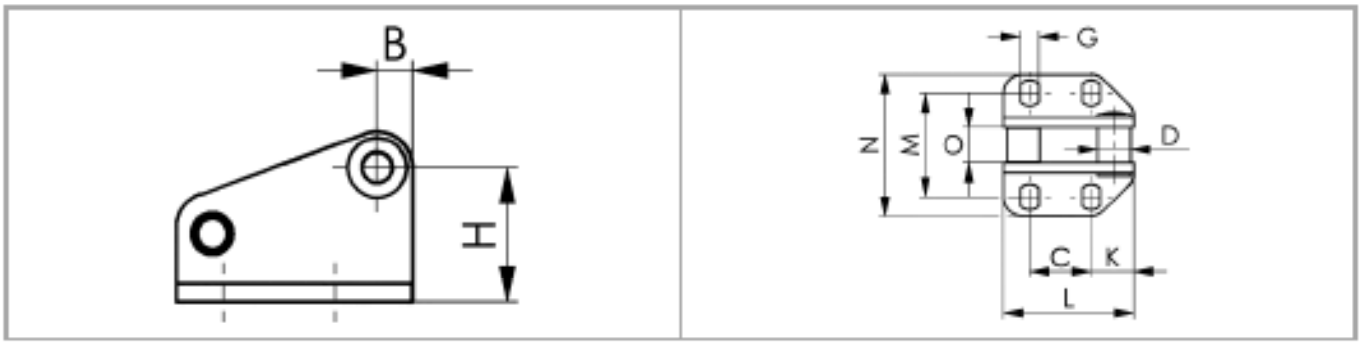

Type	✉	Art.number	Type	✉	Art.number	Type	✉	Art.number
NO.1	1	15940.000.101	NO.3	1	15940.000.103	NO.5	1	15940.000.105

- Suitable for hook type toggle clamp, see article group 15935.

Hardware 13


Page 13-3
Trailer hook


Page 13-4
D-shackle


Page 13-7
Bow shackle


Page 13-9
D-shackle twisted


Page 13-10
D-shackle with pin


Page 13-11
Multi purpose shackle key


Page 13-12
Spring hook


Page 13-15
Buoy hook


Page 13-16
Spring snap


Page 13-17
Spring hook asymmetric


Page 13-19
Spring hook with nut


Page 13-20
Spring hook


Page 13-21
Spring hook special closure


Page 13-22
Musketon


Page 13-23
Spring hook with double locking equipment


Page 13-24
Swivel snap shackle


Page 13-26
Swivel snap shackle


Page 13-27
Swivel


Page 13-30
Waterski hook


Page 13-31
Spring hook aluminium


Page 13-32
Eight descender


Page 13-33
Simplex spring hook


Page 13-34
Rope shortener


Page 13-35
Turnbuckle


Page 13-37
Slip hook with ring


Page 13-38
Turnbuckle sleeve


Page 13-39
Turnbuckle


Page 13-41
Turnbuckle


Page 13-42
Swage stud


Page 13-45
T-Terminal


Page 13-46
Toggle


Page 13-48
Toggle for turnbuckles


Page 13-49
Stay adjuster


Page 13-50
Pelican hook with thread


Page 13-51
Pelican hook


Page 13-52
Quick attach terminal


Page 13-53
Wire rope


Page 13-55
Wire rope cutter


Page 13-55
Wire thimble


Page 13-57
Wire rope clip

Page 13-59
Ferrule

Page 13-61
Safety pin

Page 13-63
SECURITY wire

Page 13-64
Spring cotter pin

Page 13-65
Ring pin

Page 13-66
ESS Universal rail turnbuckle

Page 13-67
ESS Terminal

Page 13-71
ESS Terminal with head

Page 13-72
ESS Dowel screw

Page 13-73
ESS Nut for turnbuckle


Page 13-74
ESS Cross wire rope clip


Page 13-75
ESS Solid ball


Page 13-76
ESS Combination wall bracket


Page 13-77
ESS Ground plate for wall bracket


Page 13-78
Hinge


Page 13-80
Hinge


Page 13-83
Hinge


Page 13-85
Hinge


Page 13-88
Hinge


Page 13-89
Hinge


Page 13-90
Hinge


Page 13-91
Hinge


Page 13-92
Hinge


Page 13-93
Hinge


Page 13-94
Hinge, cast


Page 13-97
Hinge with thread, cast


Page 13-100
Covered hinge

Page 13-101
Continuous hinge


Page 13-102
Hasp


Page 13-103
Swivel hasp


Page 13-105
Latch


Page 13-106
Lifting ring


Page 13-108
Lifting ring


Page 13-109
Gate hook


Page 13-110
Coat hook


Page 13-113
Coat hook


Page 13-114
S-hook


Page 13-115
Plain cup hook


Page 13-116
Awning hook


Page 13-117
Bracket


Page 13-118
Shock cord hook


Page 13-119
Hook with thread


Page 13-120
Transom mount ski tow


Page 13-121
Door holder


Page 13-123
Boat hook holder


Page 13-124
Folding pad eye


Page 13-125
Ring


Page 13-128
Ring nail


Page 13-129
Handle


Page 13-130
Chain

Page 13-131
Quick link for chains

Trailer hook

Trailerhaak / Crochet d'attelage



Technical Data

Nr.	A	B	C	D	E	≈ Breaking load (N)
54100.028.001	28	17	18	69	147	20.000
54100.036.001	36	36	33	97	193	37.000
54101.019.001	19	33.5	100	20.5	-	15.000
54101.028.001	28	44.5	115	23	-	18.000

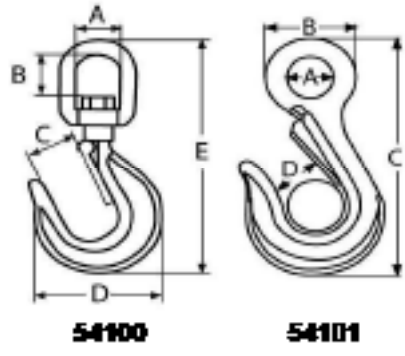

Article groups

Material	Code	Page
St.st. A4	54100	13-3
St.st. A4	54101	13-3

54100 **Trailer hook with swivel / Trailerhaak met wartel / Crochet d'attelage à gachette** **MH11**

Material Stainless steel A4



A	✉	Art.number	A	✉	Art.number
28MM	1	54100.028.001	36MM	1	54100.036.001

54101 **Trailer hook / Trailerhaak / Crochet d'attelage** **MH11**

Material Stainless steel A4



A	✉	Art.number	A	✉	Art.number
19MM*	5	54101.019.001	28MM*	5	54101.028.001

13

FABORY

D-shackle

D-sluiting / Manille droite



Technical Data

Nr.	A	B	Length (L) (mm)	ø	≈ Breaking load (N)
54102.050.001	25	-	20	5	7.500
54102.060.001	24	-	33	6	13.500
54102.080.001	26	-	31	8	25.000
54102.100.001	41	-	55	10	33.500
54102.120.001	50	-	66	12	40.000
54104.040.001	8	16	14	4	7.000
54104.050.001	19	20	14.5	5	10.000
54104.060.001	12	24	21	6	15.000
54104.080.001	16	32	28	8	30.000
54104.100.001	20	40	36	10	43.000
54104.120.001	24	48	44	12	66.000
54104.160.001	32	64	56	16	100.000
54104.190.001	35	76	65.5	19	160.000
54105.050.001	10	20	16.5	5	11.000
54105.060.001	12	24	21	6	16.000
54105.080.001	16	32	28	8	32.000
54105.100.001	20	40	34	10	49.000
54105.120.001	24	48	36	12	66.000
54106.050.001	10	20	16.5	5	10.000
54106.060.001	12	24	18	6	15.000
54106.080.001	16	32	28	8	22.000
54106.100.001	20	40	35	10	37.000
54106.120.001	24	48	45	12	54.000
54106.140.001	28	56	49	14	65.000
54106.160.001	32	64	52	16	88.000
54106.190.001	38	76	63.5	19	160.000
54106.220.001	44	88	76	22	190.000
54107.040.001	8	16	15	4	10.800
54107.050.001	10	20	17.5	5	15.500
54107.060.001	12	24	21	6	18.600
54107.080.001	16	32	29	8	43.800
54107.100.001	20	40	35	10	58.000
54107.120.001	24	48	43	12	81.000
54109.048.001	9.7	5	19	6.4	13.200
54109.064.001	12	6	22	8	20.000
54109.080.001	13.5	8	26	9.5	30.000
54109.096.001	17	10	32	11	40.000
54109.127.001	21	12	41	16	80.000
54109.160.001	27	16	51	19	120.000
54109.190.001	32	20	60	22	160.000
54109.220.001	36	22	71	25	200.000
54112.040.001	8.5	-	31.3	4	7.000
54112.050.001	10	-	40	5	10.000
54112.060.001	12	-	48	6	15.000
54112.080.001	16	-	64	8	32.000
54112.100.001	20	-	80	10	49.000
54112.120.001	24	-	96	12	70.000
54113.050.001	10	-	37.5	5	11.000
54113.060.001	12	-	43	6	16.000
54113.080.001	16	-	60	8	32.000
54113.100.001	20	-	75	10	49.000
54113.120.001	24	-	90	12	66.000
54115.050.001	12	2.6	18.5	5	4.000
54115.060.001	14	3	22	6	5.000
54115.080.001	18	3.7	28	8	9.000

Go to www.fabory.com for all your tools, safety and metalworking products

Technical Data

Nr.	A	B	Length (L) (mm)	ø	≈ Breaking load (N)
54116.040.001	10	-	15	4	8.000
54116.050.001	12	-	17.5	5	11.000
54116.060.001	16	-	21	6	20.000
54117.040.001	12	-	24	4	8.000
54117.050.001	16	-	21	5	11.000
54117.060.001	17	-	26	6	20.000

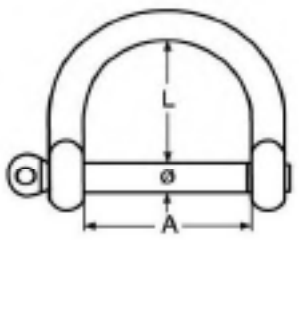

54102

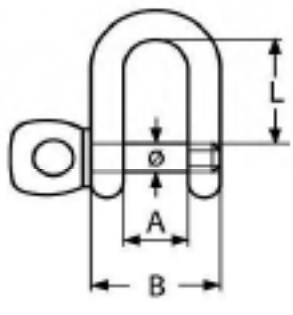

54104-6-7

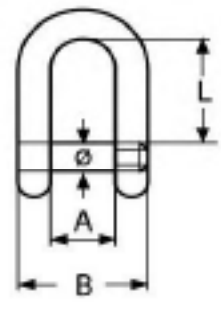

54105

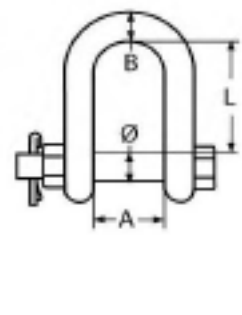

54103

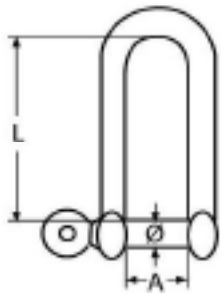

54112-3

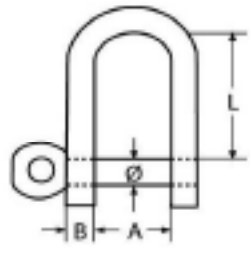

54115

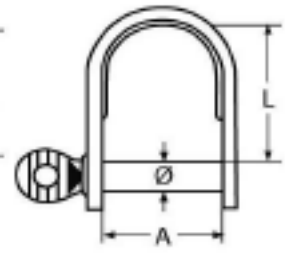

54116

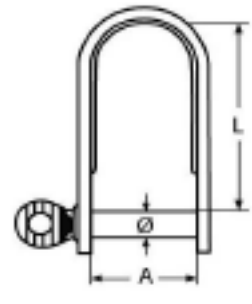

54117

Article groups

Material	Code	Page
St.st. A4	54102	13-5
St.st. A4	54104	13-6
St.st. A4	54105	13-6
St.st. A4	54106	13-6
St.st. A4	54109	13-6
St.st. A4	54112	13-6
St.st. A4	54113	13-6
St.st. A4	54115	13-7
St.st. A4	54116	13-7
St.st. A4	54117	13-7

54102 **D-shackle wide / D-Sluiting breed / Manille large** **MH11**

Material Stainless steel A4



ø	✉	Art.number	ø	✉	Art.number	ø	✉	Art.number
5MM	10	54102.050.001	8MM	10	54102.080.001	12MM	5	54102.120.001
6MM	10	54102.060.001	10MM	5	54102.100.001			

13

FABORY

54104 Straight D-shackle short / D-Sluiting / Manille droite courte — MH11

Material Stainless steel A4



ø	✉	Art.number	ø	✉	Art.number	ø	✉	Art.number
4MM	50	54104.040.001	8MM	20	54104.080.001	16MM	10	54104.160.001
5MM	50	54104.050.001	10MM	20	54104.100.001	19MM*	10	54104.190.001
6MM	50	54104.060.001	12MM*	20	54104.120.001			

54105 Straight D-shackle with captive pin / D-Sluiting met onverliesbare bout / Manille droite axe imperdable — MH11

Material Stainless steel A4



ø	✉	Art.number	ø	✉	Art.number	ø	✉	Art.number
5MM*	10	54105.050.001	8MM	10	54105.080.001	12MM*	5	54105.120.001
6MM*	10	54105.060.001	10MM*	5	54105.100.001			

54106 Straight D-shackle with hexagon socket / D-Sluiting met binnenzeskant / Manille droite avec vis 6 pans — MH11

Material Stainless steel A4



ø	✉	Art.number	ø	✉	Art.number	ø	✉	Art.number
5MM	10	54106.050.001	10MM*	5	54106.100.001	16MM*	5	54106.160.001
6MM	10	54106.060.001	12MM*	5	54106.120.001	19MM*	1	54106.190.001
8MM	10	54106.080.001	14MM*	5	54106.140.001	22MM*	1	54106.220.001

54109 D-shackle with fastening bolt, forged / D-Sluiting met borgingsbout / Manille droite forgée avec boulon de sécurité — MH11

Material Stainless steel A4



ø	✉	Art.number	ø	✉	Art.number	ø	✉	Art.number
4,8MM*	10	54109.048.001	9,5MM*	5	54109.096.001	19MM*	1	54109.190.001
6,4MM*	10	54109.064.001	12,7MM*	5	54109.127.001	22MM*	1	54109.220.001
8MM*	10	54109.080.001	16MM*	5	54109.160.001			

54112 Straight D-shackle long / D-Sluiting lang / Manille droite longue — MH11

Material Stainless steel A4



ø	✉	Art.number	ø	✉	Art.number	ø	✉	Art.number
4MM*	10	54112.040.001	6MM*	10	54112.060.001	10MM*	5	54112.100.001
5MM*	10	54112.050.001	8MM*	10	54112.080.001	12MM*	5	54112.120.001

54113 Straight D-shackle long with captive pin / D-Sluiting lang met onverliesbare bout / Manille droite axe imperdable longue — MH11

Material Stainless steel A4



ø	✉	Art.number	ø	✉	Art.number	ø	✉	Art.number
5MM*	10	54113.050.001	8MM	10	54113.080.001	12MM*	5	54113.120.001
6MM*	10	54113.060.001	10MM*	5	54113.100.001			

54115 **Flat shackle, semi-round / D-Sluiting rond / Manille plate, type semi rond** **MH11**

Material Stainless steel A4



ø	✉	Art.number	ø	✉	Art.number	ø	✉	Art.number
5MM*	10	54115.050.001	6MM*	10	54115.060.001	8MM*	10	54115.080.001

54116 **Flat shackle short / D-Sluiting kort / Manille découpée droite** **MH11**

Material Stainless steel A4



ø	✉	Art.number	ø	✉	Art.number	ø	✉	Art.number
4MM*	10	54116.040.001	5MM*	10	54116.050.001	6MM*	10	54116.060.001

54117 **Flat shackle long / D-Sluiting lang / Manille découpée droite longue** **MH11**

Material Stainless steel A4



ø	✉	Art.number	ø	✉	Art.number	ø	✉	Art.number
4MM*	10	54117.040.001	5MM*	10	54117.050.001	8MM*	10	54117.060.001

Bow shackle

Harpsluiting / Manille lyre



Technical Data

Nr.	A	B	Length (L) (mm)	R	ø	≈ Breaking load (N)
54103.050.001	11	25	-	17	5	12.000
54103.060.001	12	30	-	21	6	17.000
54103.080.001	16	44	-	28	8	25.000
54103.100.001	21	49	-	34	10	43.000
54103.120.001	25	57	-	42	12	62.000
54103.160.001	31	80	-	56	16	70.000
54103.190.001	36	96	-	66	19	140.000
54108.048.001	9.7	5	22	-	6.4	13.200
54108.064.001	12	6	29	-	8.0	20.000
54108.080.001	13.5	8	31	-	9.5	30.000
54108.096.001	17	10	36	-	11.0	40.000
54108.127.001	21	12	48	-	16.0	80.000
54108.160.001	27	16	60	-	19.0	120.000
54108.190.001	32	20	71	-	22.0	160.000
54108.220.001	36	22	84	-	.0	200.000
54110.040.001	8	-	14	14	4	8.000
54110.050.001	10	-	17.5	17	7	12.000
54110.060.001	12	-	21	21	6	19.000
54110.080.001	16	-	28	28	8	28.000
54110.100.001	20	-	35	34	10	43.000
54110.120.001	24	-	42	42	12	65.000
54110.130.001	26	-	39	45	13	75.000
54110.160.001	32	-	56	56	16	120.000
54110.190.001	38	-	78.5	66	19	182.000
54110.220.001	44	-	77	78	22	210.000

FABORY

Technical Data

Nr.	A	B	Length (L) (mm)	R	ø	≈ Breaking load (N)
54111.050.001	10	-	17.5	17	5	13.000
54111.060.001	12	-	21	21	6	18.000
54111.080.001	16	-	28	28	8	35.000
54111.100.001	20	-	35	34	10	54.000

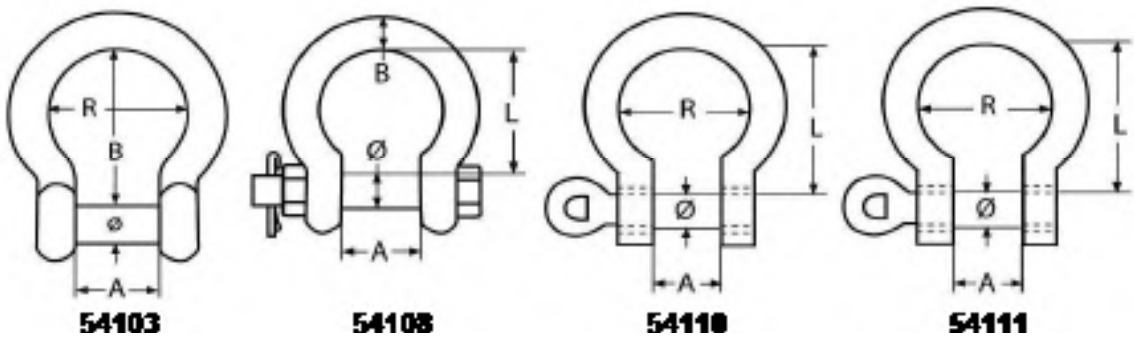

Article groups

Material	Code	Page
St.st. A4	54103	13-8
St.st. A4	54108	13-8
St.st. A4	54110	13-8
St.st. A4	54111	13-9

54103 **Anchor shackle with hexagon socket / Harpsluiting met binnenzeskant / Manille lyre avec vis 6 pans** **MH11**

Material Stainless steel A4



ø	✉	Art.number	ø	✉	Art.number	ø	✉	Art.number
5MM	10	54103.050.001	10MM	5	54103.100.001	16MM*	5	54103.160.001
6MM	10	54103.060.001	12MM	5	54103.120.001	19MM*	1	54103.190.001
8MM	10	54103.080.001						

54108 **Bow shackle with fastening bolt, forged / Harpsluiting met borgingsbout / Manille lyre forgée avec boulon de sécurité** **MH11**

Material Stainless steel A4



ø	✉	Art.number	ø	✉	Art.number	ø	✉	Art.number
4,8MM*	10	54108.048.001	9,5MM*	5	54108.096.001	19MM*	1	54108.190.001
6,4MM*	10	54108.064.001	12,7MM*	5	54108.127.001	22MM*	1	54108.220.001
8MM*	10	54108.080.001	16MM*	5	54108.160.001			

54110 **Bow shackle / Harpsluiting / Manille lyre** **MH11**

Material Stainless steel A4



ø	✉	Art.number	ø	✉	Art.number	ø	✉	Art.number
4MM	20	54110.040.001	10MM	10	54110.100.001	16MM	5	54110.160.001
5MM	20	54110.050.001	12MM	5	54110.120.001	19MM*	1	54110.190.001
6MM	20	54110.060.001	13MM*	5	54110.130.001	22MM*	1	54110.220.001
8MM	10	54110.080.001						

13

54111	Bow shackle with captive pin / Harpsluiting met onverliesbare bout / Manille lyre axe imperdable	MH11

Material Stainless steel A4



ø	✉	Art.number	ø	✉	Art.number	ø	✉	Art.number
5MM*	10	54111.050.001	8MM*	10	54111.080.001	10MM	5	54111.100.001
6MM*	10	54111.060.001						

D-shackle twisted

D-sluiting gedraaid / Manille torse



Technical Data

Nr.	A	Length (L) (mm)	ø	≈ Breaking load (N)
54114.050.001	10	27	5	12.000
54114.060.001	12	30	6	17.500
54114.080.001	16	42	8	30.000
54114.100.001	20	55	10	58.000
54114.120.001	24	65	12	70.000
54118.040.001	11	24	4	8.000
54118.050.001	12	40	5	14.000

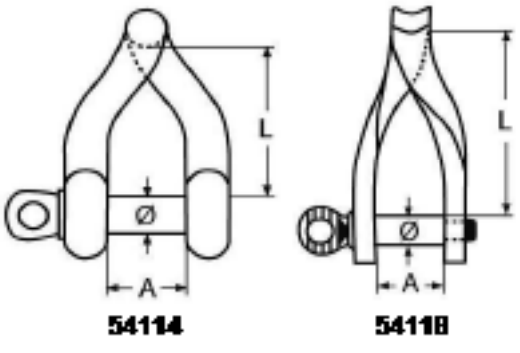

Article groups

Material	Code	Page
St.st. A4	54114	13-9
St.st. A4	54118	13-10

54114	D-shackle twisted / D-sluiting gedraaid / Manille torse	MH11

Material Stainless steel A4



ø	✉	Art.number	ø	✉	Art.number	ø	✉	Art.number
5MM*	10	54114.050.001	8MM*	10	54114.080.001	12MM*	5	54114.120.001
6MM	10	54114.060.001	10MM*	5	54114.100.001			

FABORY

54118	Flat D-shackle twisted / D-sluiting gedraaid / Manille plate, découpée torse	MH11

Material Stainless steel A4



ø	✉	Art.number	ø	✉	Art.number
4MM*	10	54118.040.001	5MM*	10	54118.050.001

D-shackle with pin

D-sluiting met bajonet / Manille longue rapide



Technical Data

Nr.	A	B	C	Length (L) (mm)	ø	≈ Breaking load (N)
54119.050.001	13	-	-	40	5	9.540
54119.060.001	16	-	-	49	6	13.630
54119.080.001	22	-	-	62	8	22.720
54120.050.001	13	40	12.5	-	5	9.540
54120.060.001	16	49	15.0	-	6	13.630
54120.080.001	21.5	66	20.5	-	8	22.710

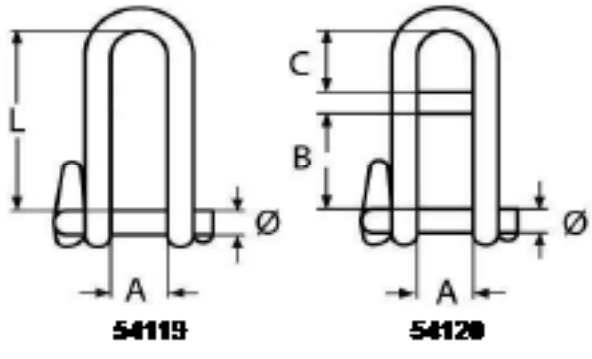

Article groups

Material	Code	Page
St.st. A4	54119	13-10
St.st. A4	54120	13-11

54119	D-shackle with pin / D-sluiting met bajonet / Manille longue rapide	MH11

Material Stainless steel A4



ø	✉	Art.number	ø	✉	Art.number	ø	✉	Art.number
5MM*	10	54119.050.001	6MM	10	54119.060.001	8MM*	10	54119.080.001

13

54120	Key pin shackle with bar / D-Sluiting met bajonet en spijl / Manille auto et barrette	MH11
Material	Stainless steel A4	



ø	✉	Art.number	ø	✉	Art.number	ø	✉	Art.number
5MM*	10	54120.050.001	6MM*	10	54120.060.001	8MM*	10	54120.080.001

Multi purpose shackle key

Multi purpose sleutel / Clé multi-usages manille



Technical Data

Nr.	A	Length (L) (mm)
54121.032.100	2.0	100
54122.050.086	5.0	86

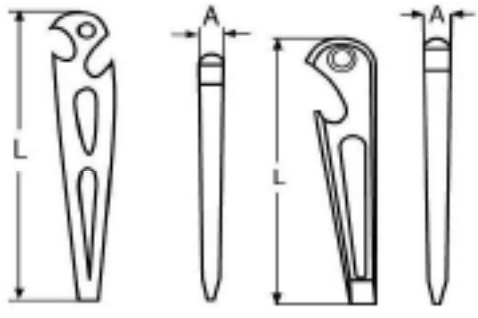

Article groups

Material	Code	Page
St.st. A2	54121	13-11
St.st. A4	54122	13-11

54121	Multi purpose shackle key / Multi purpose sleutel / Clé multi-usages manille	MH11
Material	Stainless steel A2	



A	✉	Art.number
2MM*	5	54121.032.100

54122	Multi purpose shackle key / Multi purpose sleutel / Clé multi-usages manille	MH11
Material	Stainless steel A4	



A	✉	Art.number
5MM*	10	54122.050.086

FABORY

Spring hook

Karabijnhaak / Mousqueton



Technical Data

Nr.	A	B	C	D	D_1	Length (L) (mm)	ø	≈ Breaking load (N)
54123.030.030	4	-	5.5	-	5	30	3	2.000
54123.040.040	5	-	7	-	9	40	3	5.900
54123.050.050	6	-	8	-	10	50	5	5.700
54123.060.060	8	-	9	-	11	60	6	6.700
54123.070.070	8	-	9	-	13	70	7	7.500
54123.080.080	8	-	9	-	13	80	8	8.700
54123.100.100	10	-	12	-	16	100	10	11.500
54123.110.120	11	-	16	-	18	120	11	12.500
54123.120.140	12	-	19	-	20	140	12	12.800
54124.040.040	5	-	7	5.0	-	40	4	2.000
54124.050.050	6	-	8	6.5	-	50	5	4.000
54124.060.060	8	-	9	7.2	-	60	6	6.000
54124.070.070	8	-	9	9.0	-	70	7	9.000
54124.080.080	8	-	9	10.2	-	80	8	11.500
54124.100.100	10	-	12	13.0	-	100	10	14.500
54124.110.120	11	-	16	15.0	-	120	11	15.500
54124.120.140	13	-	19	18.0	-	140	12	16.500
54125.040.040	6.5	-	7	5.0	-	40	4	4.000
54125.050.050	7.5	-	8	9.0	-	50	5	6.000
54125.060.060	7.5	-	9	10.0	-	60	6	9.000
54125.070.070	9	-	9	11.0	-	70	7	10.000
54125.080.080	8	-	8	13.0	-	80	8	12.000
54125.100.100	10	-	10	16.0	-	100	10	14.000
54125.110.120	11	-	15	18.0	-	120	11	15.000
54126.040.040	5	-	7	5.0	-	40	4	4.000
54126.050.050	6	-	8	9.0	-	50	5	6.000
54126.060.060	8	-	9	10.0	-	60	6	9.000
54126.070.070	8	-	9	11.0	-	70	7	10.000
54126.080.080	8	-	8	13.0	-	80	8	12.000
54126.100.100	10	-	10	16.0	-	100	10	14.000
54126.110.120	11	-	15	18.0	-	120	11	15.000
54129.060.060	-	30	7.5	8.5	-	60	6	2.720
54129.080.080	-	40	10	12.0	-	80	8	5.080
54129.100.100	-	50	12	15.0	-	100	10	7.280
54130.050.050	-	26	15	8.0	-	50	5	3.870
54130.060.060	-	30	16	8.5	-	60	6	4.170
54130.080.080	-	40	23	12.0	-	80	8	9.900
54130.100.100	-	50	27	15.0	-	100	10	13.000
54131.050.050	-	26	15	7.8	-	50	5	3.870
54131.060.060	-	30	16	7.8	-	60	6	4.170
54131.080.080	-	40	23	10.8	-	80	8	9.900
54131.100.100	-	50	27	14.0	-	100	10	13.000
54138.060.060	-	30	8.5	-	-	60	6	2.720
54138.080.080	-	40	10	-	-	80	8	5.080
54138.100.100	-	50	12	-	-	100	10	7.280
54138.110.120	-	60	17	-	-	120	11	8.160

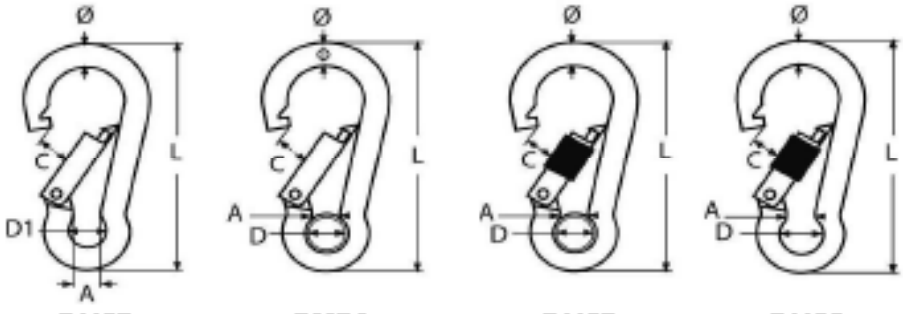

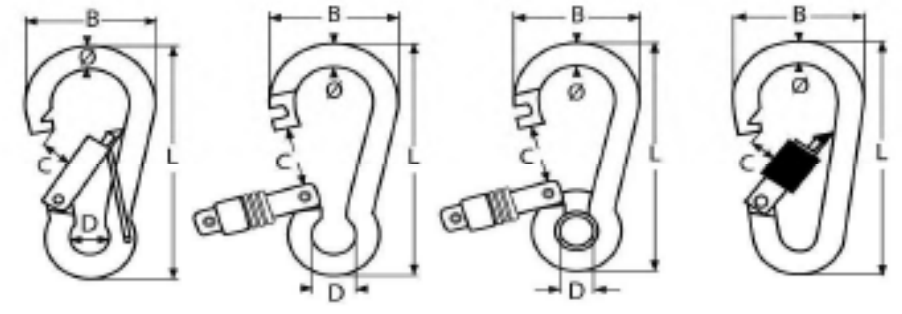

Article groups

Material	Code	Page
St.st. A4	54123	13-13
St.st. A4	54124	13-13
St.st. A4	54125	13-14
St.st. A4	54126	13-14
St.st. A4	54129	13-14
St.st. A4	54130	13-14
St.st. A4	54131	13-14
St.st. A4	54138	13-14

54123 Spring hook / Karabijnhaak / Mousqueton — MH11

Material Stainless steel A4



ø x L	✉	Art.number	ø x L	✉	Art.number	ø x L	✉	Art.number
3X30MM	20	54123.030.030	6X60MM	20	54123.060.060	10X100MM	10	54123.100.100
4X40MM	20	54123.040.040	7X70MM	20	54123.070.070	11X120MM	10	54123.110.120
5X50MM	20	54123.050.050	8X80MM	20	54123.080.080	12X140MM*	10	54123.120.140

54124 Spring hook with eyelet / Karabijnhaak met oog / Mousqueton à oeil — MH11

Material Stainless steel A4



ø x L	✉	Art.number	ø x L	✉	Art.number	ø x L	✉	Art.number
4X40MM	10	54124.040.040	7X70MM	10	54124.070.070	11X120MM*	5	54124.110.120
5X50MM	10	54124.050.050	8X80MM	10	54124.080.080	12X140MM	5	54124.120.140
6X60MM	10	54124.060.060	10X100MM	5	54124.100.100			

FABORY

54125 Spring hook with lock nut & eyelet / Karabijnhaak met oog en borgmoer / Mousqueton à oeil avec vis — MH11

Material Stainless steel A4



ø x L	✉	Art.number	ø x L	✉	Art.number	ø x L	✉	Art.number
4X40MM	10	54125.040.040	7X70MM*	10	54125.070.070	10X100MM*	5	54125.100.100
5X50MM*	10	54125.050.050	8X80MM*	10	54125.080.080	11X120MM*	5	54125.110.120
6X60MM*	10	54125.060.060						

54126 Spring hook with lock nut / Karabijnhaak met borgmoer / Mousqueton à vis — MH11

Material Stainless steel A4



ø x L	✉	Art.number	ø x L	✉	Art.number	ø x L	✉	Art.number
4X40MM	10	54126.040.040	7X70MM*	10	54126.070.070	10X100MM	5	54126.100.100
5X50MM*	10	54126.050.050	8X80MM	5	54126.080.080	11X120MM*	5	54126.110.120
6X60MM	10	54126.060.060						

54129 Spring lock hook with safety latch / Karabijnhaak met extra borgingsveer / Mousqueton pompier avec fermeture de sécurité — MH11

Material Stainless steel A4



ø x L	✉	Art.number	ø x L	✉	Art.number	ø x L	✉	Art.number
6X60MM*	10	54129.060.060	8X80MM	10	54129.080.080	10X100MM*	5	54129.100.100

54130 Spring hooks with self-lock nut / Karabijnhaak met borgmoer en veersluiting / Mousqueton pompier ouverture extérieure avec fermeture automatique — MH11

Material Stainless steel A4



ø x L	✉	Art.number	ø x L	✉	Art.number	ø x L	✉	Art.number
5X50MM*	10	54130.050.050	8X80MM*	10	54130.080.080	10X100MM*	5	54130.100.100
6X60MM*	10	54130.060.060						

54131 Spring hook with eyelet and self-lock nut / Karabijnhaak met oog, borgmoer en veersluiting / Mousqueton pompier à oeil ouverture extérieure avec fermeture automatique — MH11

Material Stainless steel A4



ø x L	✉	Art.number	ø x L	✉	Art.number	ø x L	✉	Art.number
5X50MM*	10	54131.050.050	8X80MM*	10	54131.080.080	10X100MM*	5	54131.100.100
6X60MM*	10	54131.060.060						

13

54138 Spring hook with lock nut / Karabijnhaak met borgmoer en veersluiting / Mousqueton avec vis de sécurité — MH11

Material Stainless steel A4



ø x L	✉	Art.number	ø x L	✉	Art.number	ø x L	✉	Art.number
6X60MM*	10	54138.060.060	10X100MM*	5	54138.100.100	11X120MM*	5	54138.110.120
8X80MM	10	54138.080.080						

Buoy hook

Boeikarabijnhaak / Mousqueton d'amarage



Technical Data

Nr.	A	B	C	ø d	≈ Breaking load (N)
54127.108.063	108	63	21	35	9.100

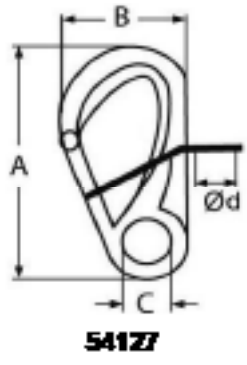

54127 **Buoy hook / Boeikarabijnhaak / Mousqueton d'amarage** **MH11**

Material Stainless steel A4



A x B	✉	Art.number
108X63MM*	5	54127.108.063

FABORY

Spring snap

Karabijnhaak met veer / Mousqueton avec ressort



Technical Data

Nr.	B	D	E	Length (L) (mm)	ø	≈ Breaking load (N)
54128.060.001	35	7.0	10	61	6	6.000
54128.080.001	48	11.0	13	81	8	16.000
54128.100.001	58	13.0	15	102	10	25.000
54128.120.001	70	16.0	21	122	12	30.000
54128.160.001	97	25	27	165	16	33.000

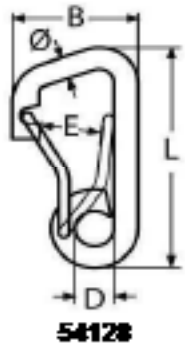

54128 **Spring snap / Karabijnhaak met veer / Mousqueton avec ressort** **MH11**

Material Stainless steel A4



ø	✉	Art.number	ø	✉	Art.number	ø	✉	Art.number
6MM*	10	54128.060.001	10MM*	5	54128.100.001	16MM*	5	54128.160.001
8MM	5	54128.080.001	12MM*	5	54128.120.001			

13

Spring hook asymmetric

Karabijnhaak asymmetrisch / Mousqueton asymétrique



Technical Data

Nr.	B	C	D	E	Length (L) (mm)	ø	≈ Breaking load (N)
54132.060.060	35	9	8.0	-	60	6	4.560
54132.080.080	46	12.5	11.0	-	80	8	7.280
54132.100.100	60	16	14.0	-	100	10	10.920
54132.110.120	70	21.5	18.0	-	120	11	12.600
54133.110.120	70	24	-	-	120	11	16.000
54134.110.120	70	24	-	-	120	11	16.000
54135.100.115	60	19	-	-	115	10	27.200
54136.080.080	45	12	1.7	13	80	8	13.300
54136.100.100	55	14	2	16	100	10	25.100
54137.080.064	45	11.5	-	-	80	8	15.900
54137.100.080	55	14	-	-	100	10	16.800
54142.080.080	45	13	11.0	-	80	8	8.700
54142.100.100	58	18	14.0	-	100	10	13.500
54142.110.120	70	24	18.0	-	120	11	15.000

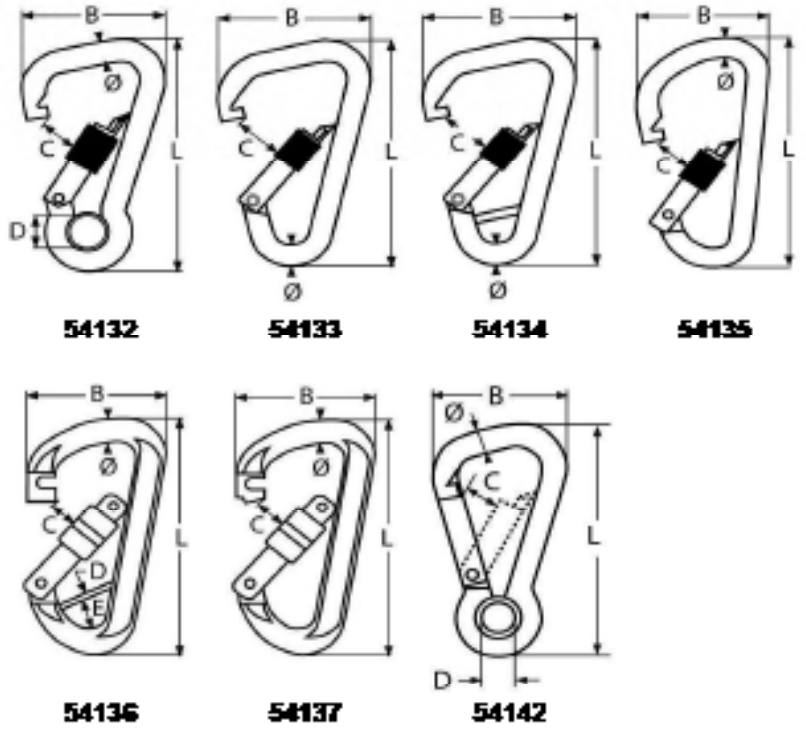

Article groups

Material	Code	Page
St.st. A4	54132	13-18
St.st. A4	54133	13-18
St.st. A4	54134	13-18
St.st. A4	54135	13-18
St.st. A4	54136	13-18
St.st. A4	54137	13-18
St.st. A4	54142	13-19

FABORY

54132	Spring hook with eye and screw nut, asymmetric / Karabijnhaak met oog en borgmoer, asymmetrisch / Mousqueton asymétrique à oeil avec vis de sécurité	MH11

Material Stainless steel A4



ø x L	✉	Art.number	ø x L	✉	Art.number	ø x L	✉	Art.number
6X60MM	10	54132.060.060	10X100MM	5	54132.100.100	11X120MM*	5	54132.110.120
8X80MM*	10	54132.080.080						

54133	Spring hook with screw nut, asymmetric / Karabijnhaak met oog en borgmoer, asymmetrisch / Mousqueton asymétrique avec vis de sécurité	MH11

Material Stainless steel A4



ø x L	✉	Art.number
11X120MM*	5	54133.110.120

54134	Spring hook with lock nut and bar / Karabijnhaak met borgmoer en brug, asymmetrisch / Mousqueton asymétrique à barrette avec vis de sécurité	MH11

Material Stainless steel A4



ø x L	✉	Art.number
11X120MM*	5	54134.110.120

54135	Spring hook with lock nut / Karabijnhaak met borgmoer en veersluiting, asymmetrisch / Mousqueton avec vis de sécurité	MH11

Material Stainless steel A4



ø x L	✉	Art.number
10X115MM	5	54135.100.115

54136	Spring hook with self-locking sleeve and bar / Karabijnhaak met veersluiting en spijl / Mousqueton à fermeture automatique avec barrette	MH11

Material Stainless steel A4



ø x L	✉	Art.number	ø x L	✉	Art.number
8X80MM*	10	54136.080.080	10X100MM*	5	54136.100.100

54137	Spring hook with nut / Karabijnhaak met veersluiting / Mousqueton à fermeture automatique	MH11

Material Stainless steel A4



ø x L	✉	Art.number	ø x L	✉	Art.number
8X64MM*	10	54137.080.064	10X80MM*	5	54137.100.080

13

54142	Spring hook with eyelet, asymmetric / Karabijnhaak met oog en veersluiting, asymmetrisch / Mousqueton pompier asymétrique avec oeil	MH11

Material Stainless steel A4



ø x L	✉	Art.number	ø x L	✉	Art.number	ø x L	✉	Art.number
8X80*	10	54142.080.080	10X100*	5	54142.100.100	11X120*	5	54142.110.120

Spring hook with nut

Karabijnhaak met moer / Mousqueton avec écrou



Technical Data

Nr.	B	C	Length (L) (mm)	ø	≈ Breaking load (N)
54139.060.052	30	14	55	6	4.400
54139.080.070	35	18	70	8	9.050
54140.050.070	25	15	70	5	3.700
54140.060.080	30	16	80	6	4.400
54140.060.090	35	23	90	8	9.050
54140.100.110	40	27	110	10	13.950

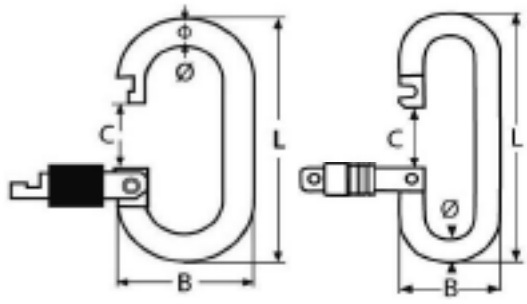

Article groups

Material	Code	Page
St.st. A4	54139	13-19
St.st. A4	54140	13-20

54139	Spring hook with lock nut / Karabijnhaak met borgmoer en veersluiting / Mousqueton ouverture extérieure avec vis de sécurité	MH11

Material Stainless steel A4



ø x L	✉	Art.number	ø x L	✉	Art.number
6X52MM	10	54139.060.052	8X70MM	10	54139.080.070

FABORY

54140	Spring hook opening with self-locking nut / Karabijnhaak met borgmoer en veersluiting / Mousqueton ouverture extérieure avec fermeture automatique	MH11

Material Stainless steel A4



ø x L	✉	Art.number	ø x L	✉	Art.number	ø x L	✉	Art.number
5X70MM*	10	54140.050.070	8X90MM	10	54140.060.090	10X110MM	5	54140.100.110
6X80MM*	10	54140.060.080						

Spring hook

Klepveerhaak / Mousqueton



Technical Data

Nr.	A	B	C	D	Length (L) (mm)	≈ Breaking load (N)
54143.050.001	-	24	10	10.5	50	2.000
54143.070.001	-	31	12	13.0	70	7.000
54143.100.001	-	46	22	21	100	18.000
54157.050.001	6.5	25	-	-	50	2.500
54157.065.001	10	35	-	-	65	5.500
54157.090.001	13	49	-	-	90	10.000

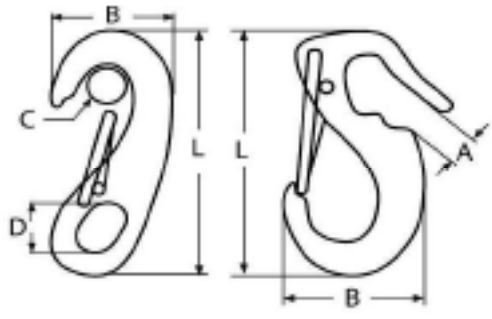

54143 54157

Article groups

Material	Code	Page
St.st. A4	54143	13-20
St.st. A4	54157	13-21

54143	Spring hook / Klepveerhaak / Mousqueton à oeil	MH11

Material Stainless steel A4



L	✉	Art.number	L	✉	Art.number	L	✉	Art.number
50MM	10	54143.050.001	70MM*	10	54143.070.001	100MM	5	54143.100.001

13

54157	Knock on piston hank / Stagleuver / Bague de foc à mater	MH11
Material	Stainless steel A4	



L	✉	Art.number	L	✉	Art.number	L	✉	Art.number
50MM*	10	54157.050.001	65MM*	10	54157.065.001	90MM*	5	54157.090.001

Spring hook with special closure

Karabijnhaak speciale opening / Mousqueton pompier grand passage



Technical Data

Nr.	C	D	Length (L) (mm)	ø	≈ Breaking load (N)
54144.080.080	19	8.0	80	8	8.000
54144.100.100	22	11.0	100	10	12.000
54144.110.120	26	12.0	120	11	20.000
54145.080.080	19	10.0	80	8	8.000
54145.100.100	22	14.0	100	10	12.000
54145.110.120	26	17.0	120	11	20.000

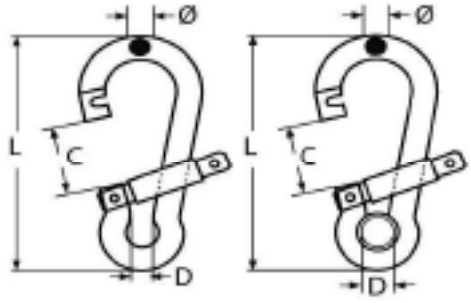

54144 **54145**

Article groups

Material	Code	Page
St.st. A4	54144	13-21
St.st. A4	54145	13-22

54144	Spring hook with special closure / Karabijnhaak speciale opening / Mousqueton pompier grand passage	MH11
Material	Stainless steel A4	



ø x L	✉	Art.number	ø x L	✉	Art.number	ø x L	✉	Art.number
8X80	10	54144.080.080	10X100*	10	54144.100.100	11X120*	10	54144.110.120

54145	Snap hook with special closure & eyelet / Karabijnhaak met oog en speciale opening / Mousqueton pompier à oeil grand passage	MH11
Material	Stainless steel A4	



ø x L	✉	Art.number	ø x L	✉	Art.number	ø x L	✉	Art.number
8X80*	10	54145.080.080	10X100*	5	54145.100.100	11X120*	5	54145.110.120

Swivel eye

Musketon / Mousqueton



Technical Data

Nr.	A	C	D	D_1	E	L_2	Length (L) (mm)	S	≈ Breaking load (N)
54146.160.001	-	11	21	-	-	-	86	-	1.500
54146.190.001	-	12	21	-	-	-	99.5	-	2.500
54146.220.001	-	16	21	-	-	-	117.5	-	3.500
54147.090.001	10.5	-	9.0	7	7	-	62	3	-
54147.120.001	13.5	-	12.0	8	8	-	75	4	-
54147.160.001	15.5	-	16.0	9	9	-	87	4	-
54147.190.001	19	-	19.0	9	9	-	90	5	-
54148.130.001	-	-	13.0	-	-	16	65	-	-
54148.160.001	-	-	16.0	-	-	19	65	-	-
54149.011.115	-	10	11.0	-	-	-	115	-	2.000

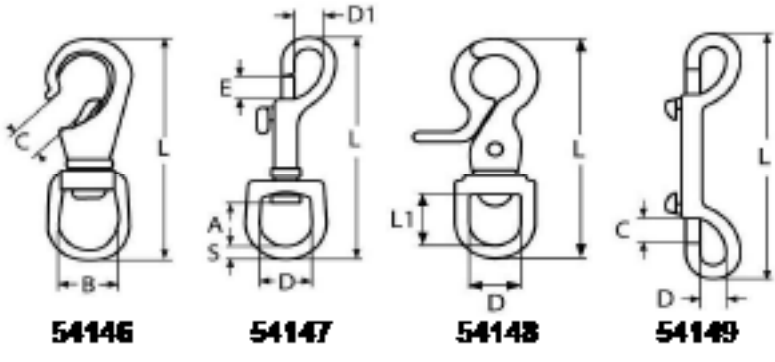

Article groups

Material	Code	Page
St.st. A4	54146	13-22
St.st. A4	54147	13-23
St.st. A4	54148	13-23
St.st. A4	54149	13-23

13

54146	Swivel eye with snap / Klephaak met wartel / Mousqueton à émerillon	MH11
Material	Stainless steel A4	



C	✉	Art.number	C	✉	Art.number	C	✉	Art.number
16MM*	5	54146.160.001	19MM*	5	54146.190.001	22MM*	5	54146.220.001

54147 **Swivel eye bolt snap / Musketon met wartel / Mousqueton targette à émerillon** **MH11**

Material Stainless steel A4



D		Art.number	D		Art.number	D		Art.number
9MM	10	54147.090.001	16MM	5	54147.160.001	19MM*	5	54147.190.001
12MM	10	54147.120.001						

54148 **Swivel eye Trigger snap with eye bail / Klephaak met wartel / Mousqueton gachette à émerillon** **MH11**

Material Stainless steel A4



D		Art.number
13MM*	5	54148.130.001

54149 **Double snap hook / Musketon dubbel / Mousqueton à targette double** **MH11**

Material Stainless steel A4



D x L		Art.number
11X115MM*	5	54149.011.115

Spring hook with double locking equipment

Karabijnhaak met dubbele sluiting / Mousqueton de sécurité avec double fermeture



Technical Data

Nr.	B	C	D	Length (L) (mm)	≈ Breaking load (N)
54150.100.110	62	19	20	110	14.000



54150

FABORY

54150	Spring hook with double locking equipment / Karabijnhaak met dubbele sluiting / Mousqueton de sécurité avec double fermeture	MH11
Material	Stainless steel A4	



L	✉	Art.number
110MM*	5	54150.100.110

Swivel snap shackle

Snapsluiting / Mousqueton



Technical Data

Nr.	A	B	C	D	Diameter (d-D)	H	Length (L) (mm)	≈ Breaking load (N)
54151.070.001	12	33	12	-	-	9	70	19.000
54151.087.001	13	42	16	-	-	15	87	29.000
54151.128.001	22	58	22	-	-	20	128	39.000
54152.070.001	-	33	12	12.0	-	-	70	18.000
54152.087.001	-	42	16	16.0	-	-	87	28.000
54152.128.001	-	58	22	22	-	-	128	38.000
54153.052.001	-	35	12	9.0	-	-	52	18.000
54153.066.001	-	45	16	12.0	-	-	66	28.000
54153.096.001	-	60	22	16.0	-	-	96	38.000
54154.012.052	10	12	-	-	-	-	52	-
54154.015.066	14	15	-	-	-	-	66	-
54154.025.096	18	25	-	-	-	-	96	-
54155.060.001	12	30	-	-	M6	-	42	-
54155.080.001	16	40	-	-	M8	-	53	-
54155.100.001	22	62	-	-	M10	-	75	-

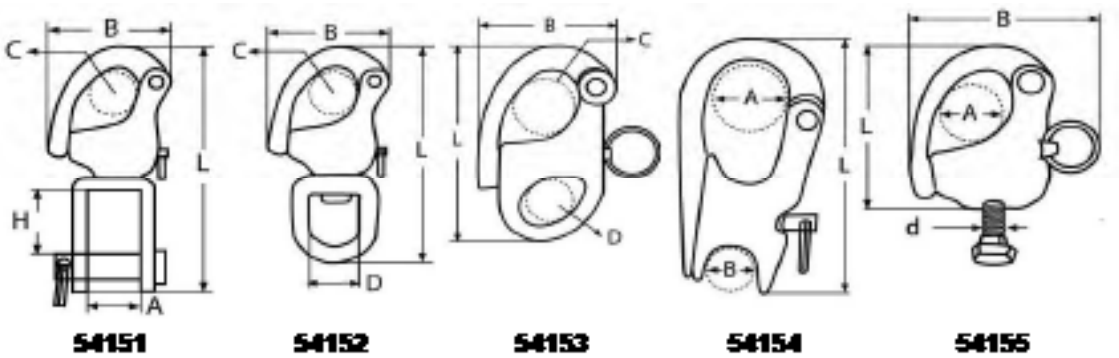

13

Article groups

Material	Code	Page
St.st. A4	54151	13-25
St.st. A4	54152	13-25
St.st. A4	54153	13-25
St.st. A4	54154	13-25
St.st. A4	54155	13-25

54151 Swivel snap shackle / Trekkersluiting met wartel / Mousqueton de drisse à chape — MH11

Material Stainless steel A4



L	✉	Art.number	L	✉	Art.number	L	✉	Art.number
70MM*	5	54151.070.001	87MM	5	54151.087.001	128MM*	5	54151.128.001

54152 Swivel snap shackle / Snapsluiting met wartel / Mousqueton de drisse à oeil émerillon — MH11

Material Stainless steel A4



L	✉	Art.number	L	✉	Art.number	L	✉	Art.number
70MM*	5	54152.070.001	87MM*	5	54152.087.001	128MM*	5	54152.128.001

54153 Fixed snap shackle / Snapsluiting met oog / Mousqueton de drisse à oeil émerillon — MH11

Material Stainless steel A4



L	✉	Art.number	L	✉	Art.number	L	✉	Art.number
52MM*	5	54153.052.001	66MM*	5	54153.066.001	96MM*	5	54153.096.001

54154 Sheet snap shackle / Snapsluiting met schootgeleiding / Mousqueton d'écoute — MH11

Material Stainless steel A4



B x L	✉	Art.number	B x L	✉	Art.number	B x L	✉	Art.number
12X52*	5	54154.012.052	15X66*	5	54154.015.066	25X96*	5	54154.025.096

54155 Snap shackle with screw / Snapsluiting met schroef / Mousqueton de drisse à vis — MH11

Material Stainless steel A4



L	✉	Art.number	L	✉	Art.number	L	✉	Art.number
6MM*	5	54155.060.001	8MM*	5	54155.080.001	10MM*	5	54155.100.001

FABORY

Swivel snap shackle

Snapsluiting met wartel / Mousqueton de largage rapide



Technical Data

Nr.	A	B	Length (L) (mm)	≈ Breaking load (N)
54156.085.001	18	12	85	15.000
54156.105.001	24	14	105	25.000
54156.125.001	27	18	125	35.000

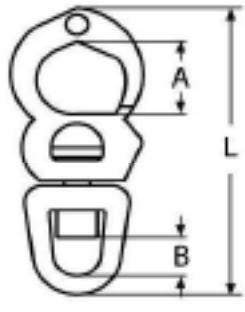

54156

54156 **Swivel snap shackle / Snapsluiting met wartel / Mousqueton de largage rapide** **MH11**

Material Stainless steel A4

RoHS



L	✉	Art.number	L	✉	Art.number
105MM*	1	54156.105.001	125MM*	1	54156.125.001

13

Swivel

Wartel / Emerillon



Technical Data

Nr.	A	B	C	H	Length (L) (mm)	ø	≈ Breaking load (N)
54158.050.001	13	13	-	-	60	5	8.200
54158.060.001	15	15	-	-	65	6	13.500
54158.080.001	20	22	-	-	90	8	25.000
54158.100.001	24	27	-	-	115	10	35.000
54158.130.001	32	35	-	-	154	13	60.000
54158.160.001	39	45	-	-	188	16	108.000
54158.190.001	41	50	-	-	231	19	161.000
54159.060.001	11	12	-	-	66	6	13.500
54159.080.001	16	16	-	-	94	8	25.000
54159.100.001	22	22	-	-	118	10	35.000
54159.130.001	28	28	-	-	152	13	60.000
54159.160.001	37	34	-	-	188	16	98.000
54159.190.001	45	38	-	-	229	19	150.000
54160.050.001	11	10	-	-	60	5	6.000
54160.060.001	11	12	-	-	66	6	13.500
54160.080.001	16	16	-	-	94	8	25.000
54160.100.001	22	20	-	-	118	10	35.000
54160.130.001	28	28	-	-	152	13	60.000
54160.160.001	37	34	-	-	188	16	98.000
54160.190.001	45	38	-	-	229	19	150.000
54161.050.001	-	10	11	-	60	5	6.000
54161.060.001	-	12	11	-	66	6	13.500
54161.080.001	-	16	16	-	94	8	25.000
54161.100.001	-	20	22	-	118	10	35.000
54161.130.001	-	26	28	-	152	13	60.000
54161.160.001	-	34	37	-	188	16	108.000
54161.190.001	-	38	45	-	229	19	161.000
54162.120.047	12	-	-	10	47	5	-
54162.140.055	14	-	-	11	55	6	-
54163.050.001	11	10	-	-	60	5	4.000
54163.060.001	12	12	-	-	66	6	6.000
54163.080.001	16	16	-	-	92	8	12.000
54163.100.001	22	20	-	-	118	10	20.000
54163.130.001	28	26	-	-	152	13	40.000
54163.160.001	34	32	-	-	188	16	60.000
54163.190.001	44	38	-	-	229	19	80.000

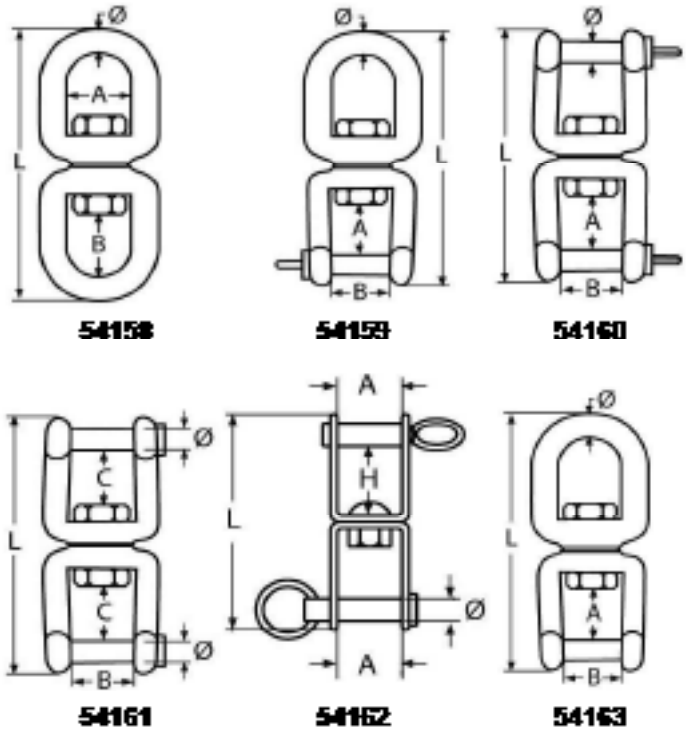

Article groups

Material	Code	Page
St.st. A4	54158	13-28
St.st. A4	54159	13-28
St.st. A4	54160	13-29
St.st. A4	54161	13-29
St.st. A2	54162	13-29
St.st. A4	54163	13-29

54158 **Eye and eye swivel / Dubbele oogwartel / Emerillon à anneaux** **MH11**

Material Stainless steel A4



ø	✉	Art.number	ø	✉	Art.number	ø	✉	Art.number
5MM*	10	54158.050.001	10MM*	5	54158.100.001	16MM*	1	54158.160.001
6MM*	10	54158.060.001	13MM*	1	54158.130.001	19MM*	1	54158.190.001
8MM	10	54158.080.001						

54159 **Eye and jaw swivel / Oogwartel met wartelsluiting / Emerillon à axe** **MH11**

Material Stainless steel A4



ø	✉	Art.number	ø	✉	Art.number	ø	✉	Art.number
6MM*	10	54159.060.001	10MM*	5	54159.100.001	16MM*	1	54159.160.001
8MM*	10	54159.080.001	13MM*	1	54159.130.001	19MM*	1	54159.190.001

13

54160 Jaw & jaw swivel / Wartel met dubbele wartelsluiting / Emerillon à manilles — MH11

Material Stainless steel A4



ø	✉	Art.number	ø	✉	Art.number	ø	✉	Art.number
5MM	10	54160.050.001	10MM*	5	54160.100.001	16MM*	1	54160.160.001
6MM*	10	54160.060.001	13MM*	1	54160.130.001	19MM*	1	54160.190.001
8MM	10	54160.080.001						

54161 Jaw & jaw swivel with hexagon socket / Wartel met dubbele wartelsluiting en binnenzeskant / Emerillon à manilles avec vis six pans creux — MH11

Material Stainless steel A4



ø	✉	Art.number	ø	✉	Art.number	ø	✉	Art.number
5MM*	10	54161.050.001	10MM*	5	54161.100.001	16MM*	1	54161.160.001
6MM*	10	54161.060.001	13MM*	1	54161.130.001	19MM*	1	54161.190.001
8MM*	10	54161.080.001						

54162 Jaw and jaw flat swivel shackle / Dubbele plaatwartel / Emerillon à 2 chapes — MH11

Material Stainless steel A2



A x L	✉	Art.number	A x L	✉	Art.number
12X47*	10	54162.120.047	14X55*	10	54162.140.055

54163 Eye and jaw swivel with hexagon socket / Oogwartel met wartelsluiting en binnenzeskant / Emerillon à axe 6 pans creux — MH11

Material Stainless steel A4



ø	✉	Art.number	ø	✉	Art.number	ø	✉	Art.number
5MM*	10	54163.050.001	10MM*	5	54163.100.001	16MM*	1	54163.160.001
6MM*	10	54163.060.001	13MM*	1	54163.130.001	19MM*	1	54163.190.001
8MM*	10	54163.080.001						

FABORY

Waterski hook

Waterskihaak / Crochet pour ski nautique



Technical Data

Nr.	B	C	Length (L) (mm)	≈ Breaking load (N)
54164.060.001	37	16	60	8.000

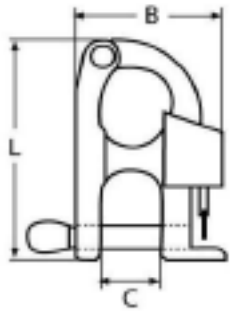

54164

54164 **Waterski hook / Waterskihaak / Crochet pour ski nautique** **MH11**

Material Stainless steel A4



L	✉	Art.number
60MM*	5	54164.060.001

Spring hook aluminium

Karabijnhaak aluminium / Mousqueton aluminium



Technical Data

Nr.	A	A_1	B	C	D	Length (L) (mm)	ø	≈ Breaking load (N)
54165.050.050	10	6	-	8	-	50	5	1.000
54165.060.060	11	8	-	9	-	60	6	1.600
54165.080.080	13	8	-	9	-	80	8	3.500
54167.110.116	-	-	64	22	-	116	11	22.000
54168.130.001	-	-	80	21	21	130	-	20.000
54169.120.120	-	-	80	25	-	120	12	24.000
54169.140.190	-	-	104	46	-	190	14	26.000

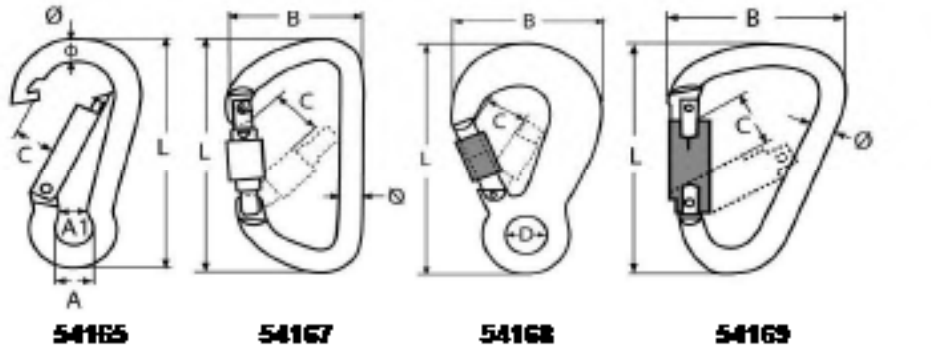

Article groups

Material	Code	Page
Al	54165	13-31
Al	54167	13-31
Al	54168	13-32
Al	54169	13-32

54165 **Snap hook set, different colors / Karabijnhaakset gekleurd / Mousqueton, couleurs différente** **MH11**

Material Aluminium



ø x L	✉	Art.number	ø x L	✉	Art.number	ø x L	✉	Art.number
5X50MM	10	54165.050.050	6X60MM	10	54165.060.060	8X80MM	10	54165.080.080

54167 **Single point spring hook / Karabijnhaak 1-punts / Mousqueton en, 1 point de protection** **MH11**

Material Aluminium



ø x L	✉	Art.number
11X116MM	5	54167.110.116

13

FABORY

54168	Safety spring hook / Karabijnhaak met beveiliging en oog / Mousqueton de sécurité à oeil	MH11
Material	Aluminium	



L	✉	Art.number
130MM*	5	54168.130.001

54169	1/4 Turn single point spring hook / Karabijnhaak 1-punts, 1/4-draaiing / Mousqueton en aluminium, 1 point de protection, 1/4 de tour	MH11
Material	Aluminium	



ø x L	✉	Art.number	ø x L	✉	Art.number
12X120MM*	5	54169.120.120	14X190MM*	5	54169.140.190

Aluminium figure eight descender

Afdaalacht / Crochet en huit



Technical Data

Nr.	A	B	C	E	Length (L) (mm)	≈ Breaking load (N)
54170.145.001	51	26	48	76	145	30.000

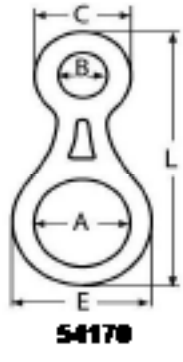

54170

54170	Aluminium figure eight descender / Afdaalacht / Crochet en huit	MH11
Material	Aluminium	



L	✉	Art.number
145MM	5	54170.145.001

13

Simplex spring hook

Karabijnhaak simplex / Mousqueton simple



Technical Data

Nr.	C	D	E	F	Length (L) (mm)
54166.030.001	3.3	1.4	2.8	3.6	30
54166.040.001	4.5	1.9	4.1	5.0	40
54166.050.001	5.4	2.3	4.6	6.4	50
54166.060.001	6.2	2.8	5.6	7.1	60

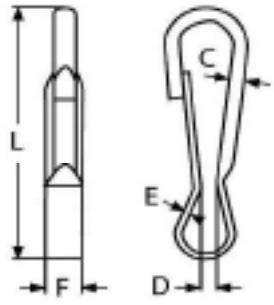

54166

54166 **Simplex spring hook / Karabijnhaak simplex / Mousqueton simple** **MH11**

Material Stainless steel A2



L	✉	Art.number	L	✉	Art.number	L	✉	Art.number
30MM	100	54166.030.001	50MM	50	54166.050.001	60MM*	50	54166.060.001

FABORY

Rope shortener

Valbeveiliging, stijgklem / Kit d´ascension



Technical Data

Nr.	B	D	Length (L) (mm)	WR-ø
54171.120.001	78	22	122	12
54171.160.001	78	22	122	16

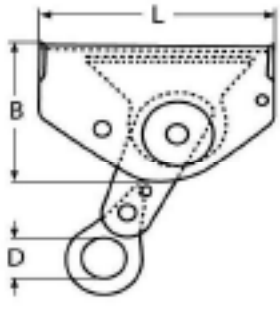

54171

54171 **Rope shortener / Valbeveiliging, stijgklem / Kit d´ascension** **MH11**

Material Stainless steel A2



WR-ø	✉	Art.number	WR-ø	✉	Art.number
12MM*	1	54171.120.001	16MM*	1	54171.160.001

13

Turnbuckle

Wantspanner / Tendeur



Technical Data

Nr.	A	D	L_1	L_2	Thread	WR-ø	≈ Breaking load (N)
54200.040.001	5.5	4	110	170	M4	-	6.500
54200.050.001	6.5	5.0	130	190	M5	-	9.000
54200.060.001	7.5	6	150	220	M6	-	12.500
54200.080.001	11	8.0	165	240	M8	-	17.500
54200.100.001	12	9.0	190	280	M10	-	35.000
54200.120.001	14	12.0	245	360	M12	-	51.000
54200.140.001	15	12.0	270	390	M14	-	59.000
54200.160.001	17	16.0	310	450	M16	-	80.000
54200.200.001	20	19.0	360	510	M20	-	130.000
54201.050.025	6	5.0	155	215	M5	2.5	-
54201.060.030	7.5	6	175	245	M6	3	-
54201.060.040	7.5	6	185	255	M6	4	-
54201.080.040	11	8.0	200	275	M8	4	-
54201.080.050	11	8.0	205	280	M8	5	-
54201.100.050	12	9.0	230	320	M10	5	-
54201.100.060	12	9.0	245	355	M10	6	-
54201.120.060	14	12.0	285	400	M12	6	-
54201.120.080	14	12.0	305	420	M12	8	-
54201.140.070	15	15.0	315	435	M14	7	-
54201.160.080	17	17.0	360	500	M16	8	-
54201.160.100	17	16.0	370	510	M16	10	-
54201.200.100	20	20	410	560	M20	10	-
54201.200.120	20	20	410	560	M20	12	-
54202.060.030	7	6	180	250	M6	3	-
54202.060.040	7	6	190	260	M6	4	-
54202.080.040	10	8.0	210	285	M8	4	-
54202.080.050	10	8.0	215	290	M8	5	-
54202.100.050	12	9.0	250	340	M10	5	-
54202.100.060	12	9.0	265	355	M10	6	-
54202.120.060	13	12.0	300	410	M12	6	-
54202.120.080	13	12.0	320	430	M12	8	-
54202.140.070	15	14.0	328	453	M14	7	-
54202.160.080	17	16.0	390	530	M16	8	-
54202.160.100	17	16.0	400	540	M16	10	-
54202.200.100	20	19.0	450	590	M20	10	-

- **WR-ø = Wire diameter.**

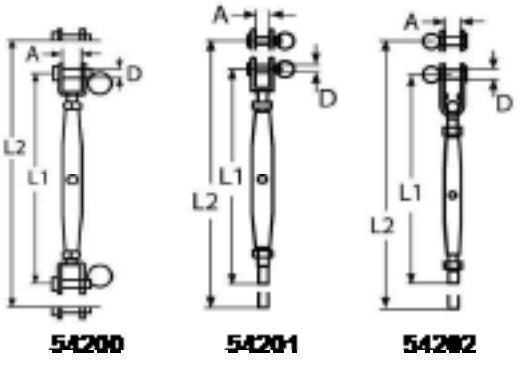

Article groups

Material	Code	Page
St.st. A4	54200	13-36

FABORY

Article groups

Material	Code	Page
St.st. A4	54201	13-36
St.st. A4	54202	13-36

54200 Turnbuckle with two forks / Wantspanner open gaffel-gaffel / Ridoir chape fixe — MH11

Material Stainless steel A4



Thread	✉	Art.number	Thread	✉	Art.number	Thread	✉	Art.number
M4*	10	54200.040.001	M8	10	54200.080.001	M14*	1	54200.140.001
M5*	10	54200.050.001	M10	5	54200.100.001	M16*	1	54200.160.001
M6	10	54200.060.001	M12	5	54200.120.001	M20	1	54200.200.001

54201 Turnbuckle with fork and terminal / Wantspanner open gaffel-walsterminal / Ridoir chape fixe et embout à sertir — MH11

Material Stainless steel A4



Thread / WR-ø	✉	Art.number	Thread / WR-ø	✉	Art.number	Thread / WR-ø	✉	Art.number
M5/2,5MM*	10	54201.050.025	M10/5MM*	5	54201.100.050	M16/8MM*	1	54201.160.080
M6/3MM*	10	54201.060.030	M10/6MM*	5	54201.100.060	M16/10MM*	1	54201.160.100
M6/4MM*	10	54201.060.040	M12/6MM*	5	54201.120.060	M20/10MM*	1	54201.200.100
M8/4MM*	10	54201.080.040	M12/8MM*	5	54201.120.080	M20/12MM*	1	54201.200.120
M8/5MM*	10	54201.080.050	M14/7MM*	1	54201.140.070			

54202 Turnbuckle with toggle and terminal / Wantspanner toggle-walsterminal / Ridoir chape articulé à sertir — MH11

Material Stainless steel A4



Thread / WR-ø	✉	Art.number	Thread / WR-ø	✉	Art.number	Thread / WR-ø	✉	Art.number
M6/3MM*	5	54202.060.030	M10/5MM*	5	54202.100.050	M14/7MM*	1	54202.140.070
M6/4MM*	5	54202.060.040	M10/6MM*	5	54202.100.060	M16/8MM*	1	54202.160.080
M8/4MM*	5	54202.080.040	M12/6MM*	5	54202.120.060	M16/10MM*	1	54202.160.100
M8/5MM*	5	54202.080.050	M12/8MM*	5	54202.120.080	M20/10MM*	1	54202.200.100

13

Slip hook with ring

Sliphaak met ring / Crochet coulissant à anneau



Technical Data

Nr.	D_1	Length (L) (mm)	Rivet head ø	ø
54203.132.001	5.1	132	7.1	5
54203.142.001	6.2	142	9.6	6
54203.192.001	8.5	192	11.3	8
54203.235.001	13.0	235	14.4	12

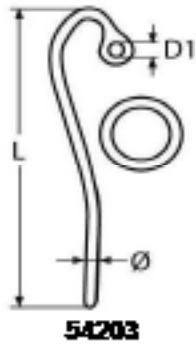

54203 **Slip hook with ring / Sliphaak met ring / Crochet coulissant à anneau** **MH11**

Material Stainless steel A4



L	✉	Art.number	L	✉	Art.number	L	✉	Art.number
132MM*	5	54203.132.001	192MM*	2	54203.192.001	235MM*	2	54203.235.001
142MM*	5	54203.142.001						

FABORY

Turnbuckle sleeve

Spannerhuis / Cage fermé de ridoir



Technical Data

Nr.	Diameter (d-D)	Length (L) (mm)
54204.050.001	M5	80
54204.060.001	M6	95
54204.080.001	M8	105
54204.100.001	M10	125
54204.120.001	M12	150
54204.140.001	M14	165
54204.160.001	M16	190
54204.200.001	M20	200

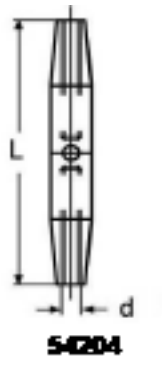

54204 **Turnbuckle sleeve / Spannerhuis / Cage fermé de ridoir** **MH11**

Material Stainless steel A4



d	✉	Art.number	d	✉	Art.number	d	✉	Art.number
M5*	10	54204.050.001	M10	5	54204.100.001	M16*	1	54204.160.001
M6*	10	54204.060.001	M12*	5	54204.120.001	M20*	1	54204.200.001
M8*	10	54204.080.001	M14*	1	54204.140.001			

13

Turnbuckle

Spanwartel / Tendeur



Technical Data

Nr.	A	D	L_1	L_2	Length (L) (mm)	Thread	WR-ø	≈ Breaking load (N)
54206.050.001	6.5	5.0	120	70	-	M5	-	5.000
54206.060.001	7.5	6	140	90	-	M6	-	6.000
54206.080.001	11	8.0	180	120	-	M8	-	11.000
54206.100.001	12	9.0	220	150	-	M10	-	17.500
54206.120.001	14	12.0	300	200	-	M12	-	23.000
54206.140.001	15	12.0	325	220	-	M14	-	36.000
54206.160.001	17	16.0	375	250	-	M16	-	68.000
54206.200.001	20	19.0	450	300	-	M20	-	82.000
54207.050.001	6.5	5.0	135	195	-	M5	-	1.000
54207.060.001	7.5	6	160	230	-	M6	-	1.500
54207.080.001	11	8.0	180	255	-	M8	-	2.500
54207.100.001	12	9.0	210	300	-	M10	-	3.500
54207.120.001	14	12.0	270	380	-	M12	-	6.000
54207.140.001	15	12.0	295	415	-	M14	-	7.000
54207.160.001	17	16.0	340	480	-	M16	-	10.000
54208.050.025	6.5	5.0	155	215	-	M5	2.5	-
54208.060.030	7.5	6	180	250	-	M6	3	-
54208.060.040	7.5	6	190	260	-	M6	4	-
54208.080.040	11	8.0	210	285	-	M8	4	-
54208.080.050	11	8.0	215	290	-	M8	5	-
54208.100.050	12	9.0	240	330	-	M10	5	-
54208.100.060	12	9.0	255	345	-	M10	6	-
54208.120.060	14	12.0	300	410	-	M12	6	-
54208.120.080	14	12.0	320	430	-	M12	8	-
54208.140.070	15	12.0	330	450	-	M14	7	-
54208.160.080	17	16.0	370	510	-	M16	8	-
54208.160.100	17	16.0	380	520	-	M16	10	-
54209.060.001	-	-	-	-	90	M6	-	-
54209.080.001	-	-	-	-	120	M8	-	-
54209.100.001	-	-	-	-	150	M10	-	-
54209.120.001	-	-	-	-	200	M12	-	-
54209.160.001	-	-	-	-	250	M16	-	-
54209.200.001	-	-	-	-	300	M20	-	-

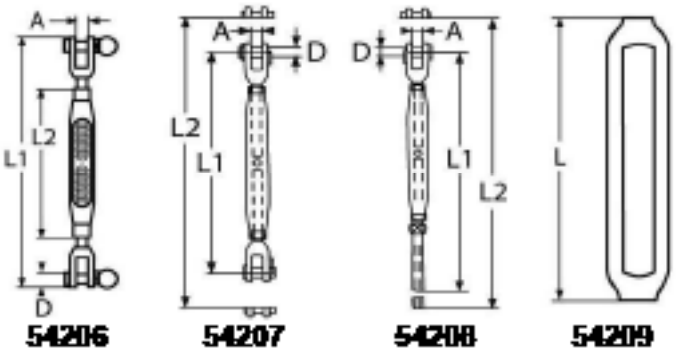

Article groups

Material	Code	Page
St.st. A4	54206	13-40
St.st. A4	54207	13-40
St.st. A4	54208	13-40
St.st. A4	54209	13-40

FABORY

54206 Frame turnbuckle with two forks / Wantspanner met 2 vorken / Tendeur chape fixe — MH11

Material Stainless steel A4



Thread	✉	Art.number	Thread	✉	Art.number	Thread	✉	Art.number
M5*	10	54206.050.001	M10	5	54206.100.001	M16*	1	54206.160.001
M6*	10	54206.060.001	M12	5	54206.120.001	M20	1	54206.200.001
M8	10	54206.080.001	M14*	1	54206.140.001			

54207 Turnbuckle with two forks, milled forkhead / Spanwartel met 2 gaffels / Ridoirs corps fermé chape fixe usinée terminaison à sertir — MH11

Material Stainless steel A4



Thread	✉	Art.number	Thread	✉	Art.number	Thread	✉	Art.number
M5*	10	54207.050.001	M10*	5	54207.100.001	M14*	1	54207.140.001
M6*	10	54207.060.001	M12*	5	54207.120.001	M16*	1	54207.160.001
M8*	10	54207.080.001						

54208 Turnbuckle fork-terminal, milled forkhead / Spanwartel met gaffel en walseind / Ridoirs corps fermé chape fixe usinée terminaison à sertir — MH11

Material Stainless steel A4



Thread / WR-ø	✉	Art.number	Thread / WR-ø	✉	Art.number	Thread / WR-ø	✉	Art.number
M5/2,5MM*	10	54208.050.025	M8/5MM*	10	54208.080.050	M12/8MM*	5	54208.120.080
M6/3MM*	10	54208.060.030	M10/5MM*	5	54208.100.050	M14/7MM*	1	54208.140.070
M6/4MM*	10	54208.060.040	M10/6MM*	5	54208.100.060	M16/8MM*	1	54208.160.080
M8/4MM*	10	54208.080.040	M12/6MM*	5	54208.120.060	M16/10MM*	1	54208.160.100

54209 Turnbuckle frame / Spannerhuis open / Cage ouverte de ridoir — MH11

Material Stainless steel A4



Thread	✉	Art.number	Thread	✉	Art.number	Thread	✉	Art.number
M6*	10	54209.060.001	M10*	5	54209.100.001	M16*	1	54209.160.001
M8*	10	54209.080.001	M12*	5	54209.120.001	M20	1	54209.200.001

13

Turnbuckle

Spanschroefmoer / Tendeur



Technical Data

Nr.	B	D	L_1	L_2	Length (L) (mm)	S	Thread	≈ Breaking load (N)
54704.060.001	16	10.0	66	160	90	10	M6	3.200
54704.080.001	20	14.0	94	200	120	11	M8	5.600
54704.100.001	28	16.0	120	240	150	12	M10	8.800
54704.120.001	36	18.0	168	300	200	14	M12	12.000
54704.160.001	40	26	210	390	250	16	M16	24.000
54704.200.001	50	30	245	440	300	18	M20	36.000
54705.060.001	16	10.0	66	160	90	10	M6	3.200
54705.080.001	20	14.0	94	200	120	11	M8	5.600
54705.100.001	28	16.0	120	240	150	12	M10	8.800
54705.120.001	36	18.0	168	300	200	14	M12	12.000
54705.160.001	40	26	210	390	250	16	M16	24.000
54705.200.001	50	30	245	440	300	18	M20	36.000
54706.060.001	16	10.0	66	160	90	10	M6	3.200
54706.080.001	20	14.0	94	200	120	11	M8	5.600
54706.100.001	28	16.0	120	240	150	12	M10	8.800
54706.120.001	36	18.0	168	300	200	14	M12	12.000
54706.160.001	40	26	210	390	250	16	M16	24.000
54706.200.001	50	30	245	440	300	18	M20	36.000

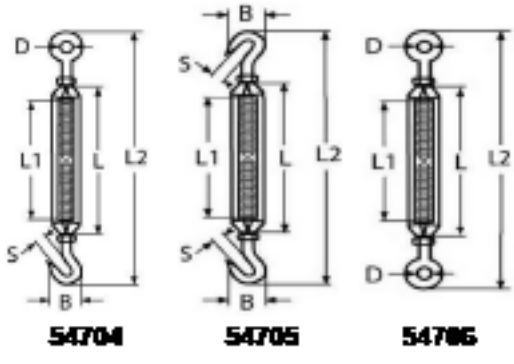

Article groups

Material	Code	Page
St.st. A4	54704	13-41
St.st. A4	54705	13-42
St.st. A4	54706	13-42

54704 **Turnbuckle hook-eye / Spanschroefmoer haak-oog / Tendeur oeil/crochet** **MH11**

Material Stainless steel A4



Thread	✉	Art.number	Thread	✉	Art.number	Thread	✉	Art.number
M6	1	54704.060.001	M10	1	54704.100.001	M16	1	54704.160.001
M8	1	54704.080.001	M12*	1	54704.120.001	M20*	1	54704.200.001

FABORY

54705 **Turnbuckle hook-hook / Spanschroefmoer haak-haak / Tendeur crochet/crochet** **MH11**

Material Stainless steel A4



Thread	✉	Art.number	Thread	✉	Art.number	Thread	✉	Art.number
M6	1	54705.060.001	M10*	1	54705.100.001	M16*	1	54705.160.001
M8	1	54705.080.001	M12*	1	54705.120.001	M20*	1	54705.200.001

54706 **Turnbuckle eye-eye / Spanschroefmoer oog-oog / Tendeur oeil/oeil** **MH11**

Material Stainless steel A4



Thread	✉	Art.number	Thread	✉	Art.number	Thread	✉	Art.number
M6	1	54706.060.001	M10*	1	54706.100.001	M16*	1	54706.160.001
M8	1	54706.080.001	M12	1	54706.120.001	M20*	1	54706.200.001

Swage stud

Draadterminal / Terminaison filetée



Technical Data

Nr.	A	D	D_1	H	K	L_1	L_2	Length (L) (mm)	NV	Thread	WR-ø
54210.050.025	-	-	-	-	-	40	86	-	4	M5	2.5
54210.060.030	-	-	-	-	-	48	100	-	5	M6	3
54210.060.040	-	-	-	-	-	48	110	-	6	M6	4
54210.080.040	-	-	-	-	-	57	117	-	6	M8	4
54210.080.050	-	-	-	-	-	57	124	-	7	M8	5
54210.100.050	-	-	-	-	-	63	130	-	7	M10	5
54210.100.060	-	-	-	-	-	63	145	-	10	M10	6
54210.120.060	-	-	-	-	-	80	162	-	10	M12	6
54210.120.080	-	-	-	-	-	80	180	-	14	M12	8
54210.140.070	-	-	-	-	-	90	180	-	12	M14	7
54210.160.080	-	-	-	-	-	100	200	-	14	M16	8
54210.160.100	-	-	-	-	-	100	210	-	15	M16	10
54210.200.100	-	-	-	-	-	119	230	-	15	M20	10
54210.200.120	-	-	-	-	-	120	245	-	17	M20	12
54210.220.140	-	-	-	-	-	140	308	-	22	M22	14
54210.240.160	-	-	-	-	-	170	363	-	24	M24	16
54211.050.025	-	-	-	-	-	40	86	-	4	M5	2.5
54211.060.030	-	-	-	-	-	48	100	-	5	M6	3
54211.060.040	-	-	-	-	-	48	110	-	6	M6	4
54211.080.040	-	-	-	-	-	57	117	-	6	M8	4
54211.080.050	-	-	-	-	-	57	124	-	7	M8	5
54211.100.050	-	-	-	-	-	63	130	-	7	M10	5
54211.100.060	-	-	-	-	-	63	145	-	10	M10	6
54211.120.060	-	-	-	-	-	80	162	-	10	M12	6
54211.120.080	-	-	-	-	-	80	180	-	14	M12	8
54211.140.070	-	-	-	-	-	90	180	-	12	M14	7
54211.160.080	-	-	-	-	-	100	200	-	14	M16	8
54211.160.100	-	-	-	-	-	100	210	-	15	M16	10
54211.200.100	-	-	-	-	-	119	230	-	15	M20	10
54211.200.120	-	-	-	-	-	120	245	-	17	M20	12
54212.030.001	-	6	-	8	5	48	38	97	-	-	3
54212.040.001	-	8.0	-	10	6	54	45	115	-	-	4
54212.050.001	-	10.0	-	10	7	61	52	128	-	-	5

Technical Data

Nr.	A	D	D_1	H	K	L_1	L_2	Length (L) (mm)	NV	Thread	WR-ø
54212.060.001	-	12.0	-	10	10	79	63	162	-	-	6
54213.030.001	-	6	-	8	5	48	38	97	-	-	3
54213.040.001	-	8.0	-	10	6	54	45	115	-	-	4
54213.050.001	-	10.0	-	10	7	61	52	128	-	-	5
54213.060.001	-	12.0	-	10	10	79	63	162	-	-	6
54214.050.001	40	4.4	-	-	-	-	-	85	-	M5	-
54214.060.001	45	5.2	-	-	-	-	-	100	-	M6	-
54214.080.001	52	7.0	-	-	-	-	-	112	-	M8	-
54214.100.001	62	8.8	-	-	-	-	-	127	-	M10	-
54214.120.001	75	10.7	-	-	-	-	-	140	-	M12	-
54214.140.001	82	12.5	-	-	-	-	-	150	-	M14	-
54214.160.001	95	14.2	-	-	-	-	-	170	-	M16	-
54214.200.001	105	18.1	-	-	-	-	-	185	-	M20	-
54215.050.001	40	4.4	-	-	-	-	-	85	-	M5	-
54215.060.001	45	5.2	-	-	-	-	-	100	-	M6	-
54215.080.001	52	7.0	-	-	-	-	-	112	-	M8	-
54215.100.001	62	8.8	-	-	-	-	-	127	-	M10	-
54215.120.001	75	10.7	-	-	-	-	-	140	-	M12	-
54215.140.001	82	12.5	-	-	-	-	-	150	-	M14	-
54215.160.001	95	14.2	-	-	-	-	-	170	-	M16	-
54215.200.001	105	18.1	-	-	-	-	-	185	-	M20	-
54216.025.001	-	5.4	5.5	-	-	-	-	48.5	-	-	2.5
54216.030.001	-	6.5	6.35	-	-	-	-	55	-	-	3
54216.040.001	-	8.5	7.5	-	-	-	-	65	-	-	4
54216.050.001	-	10.5	9.0	-	-	-	-	80	-	-	5
54216.060.001	-	12.5	12.5	-	-	-	-	94	-	-	6
54216.070.001	-	12.7	14	-	-	-	-	105	-	-	7
54216.080.001	-	14.5	16.0	-	-	-	-	124	-	-	8
54216.100.001	-	16.4	17.8	-	-	-	-	142	-	-	10
54216.120.001	-	19.3	19.5	-	-	-	-	160	-	-	12

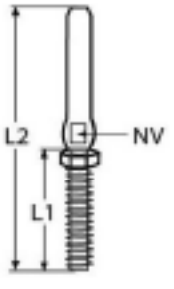

54210-11

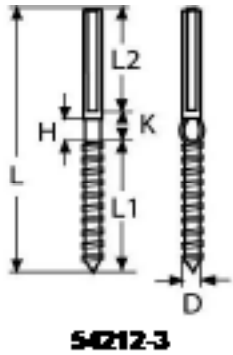

54212-3

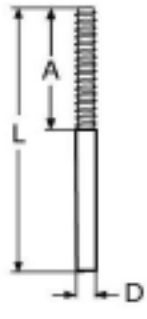

54214-5

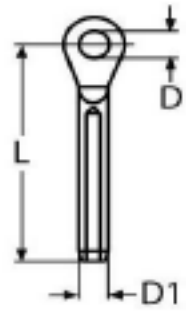

54216

Article groups

Material	Code	Page
St.st. A4	54210	13-43
St.st. A4	54211	13-44
St.st. A4	54212	13-44
St.st. A4	54213	13-44
St.st. A4	54214	13-44
St.st. A4	54215	13-44
St.st. A4	54216	13-45

54210 **Swage stud with nut, right thread / Draadterminal met moer, rechtse draad / Tiges à sertir, pas à droite** **MH11**

Material Stainless steel A4



Thread / WR-ø	✉	Art.number	Thread / WR-ø	✉	Art.number	Thread / WR-ø	✉	Art.number
M5/2,5MM*	10	54210.050.025	M10/5MM*	5	54210.100.050	M16/8MM*	1	54210.160.080
M6/3MM*	10	54210.060.030	M10/6MM*	5	54210.100.060	M16/10MM*	1	54210.160.100
M6/4MM*	10	54210.060.040	M12/6MM*	5	54210.120.060	M20/10MM*	1	54210.200.100
M8/4MM*	10	54210.080.040	M12/8MM*	5	54210.120.080	M20/12MM*	1	54210.200.120
M8/5MM*	10	54210.080.050	M14/7MM*	1	54210.140.070	M22/14MM*	1	54210.220.140

FABORY

54210 Swage stud with nut, right thread / Draadterminal met moer, rechtse draad / Tiges à sertir, pas à droite ←

Thread / WR-ø	✉	Art.number
M24/16MM*	1	54210.240.160

54211 Swage stud with nut, left thread / Draadterminal met moer, linkse draad / Tiges à sertir, pas à gauche MH11

Material Stainless steel A4



Thread / WR-ø	✉	Art.number	Thread / WR-ø	✉	Art.number	Thread / WR-ø	✉	Art.number
M5/2,5MM*	10	54211.050.025	M10/5MM*	5	54211.100.050	M16/8MM*	1	54211.160.080
M6/3MM*	10	54211.060.030	M10/6MM*	5	54211.100.060	M16/10MM*	1	54211.160.100
M6/4MM	10	54211.060.040	M12/6MM*	5	54211.120.060	M20/10MM*	1	54211.200.100
M8/4MM*	10	54211.080.040	M12/8MM*	5	54211.120.080	M20/12MM*	1	54211.200.120
M8/5MM*	10	54211.080.050	M14/7MM*	1	54211.140.070			

54212 Swage stud with wood thread, right / Draadterminal houtdraad, rechtse draad / Tiges à sertir avec filetage bois, pas à droite MH11

Material Stainless steel A4



WR-ø	✉	Art.number	WR-ø	✉	Art.number	WR-ø	✉	Art.number
3MM*	10	54212.030.001	5MM*	5	54212.050.001	6MM*	5	54212.060.001
4MM*	10	54212.040.001						

54213 Swage stud with wood thread, left / Draadterminal houtdraad, linkse draad / Tiges à sertir avec filetage bois, pas à gauche MH11

Material Stainless steel A4



WR-ø	✉	Art.number	WR-ø	✉	Art.number	WR-ø	✉	Art.number
3MM*	10	54213.030.001	5MM*	5	54213.050.001	6MM*	5	54213.060.001
4MM*	10	54213.040.001						

54214 Welding stud, right thread / Laseind met draad, rechtse draad / Terminaison à souderavec filetage, pas à droite MH11

Material Stainless steel A4



Thread	✉	Art.number	Thread	✉	Art.number	Thread	✉	Art.number
M5*	10	54214.050.001	M10*	5	54214.100.001	M16*	1	54214.160.001
M6*	10	54214.060.001	M12*	5	54214.120.001	M20*	1	54214.200.001
M8*	10	54214.080.001	M14*	1	54214.140.001			

54215 Welding stud, left thread / Laseind met draad, linkse draad / Terminaison à souder avec filetage, pas à gauche MH11

Material Stainless steel A4



Thread	✉	Art.number	Thread	✉	Art.number	Thread	✉	Art.number
M5*	10	54215.050.001	M10*	5	54215.100.001	M16*	1	54215.160.001
M6*	10	54215.060.001	M12*	5	54215.120.001	M20*	1	54215.200.001
M8*	10	54215.080.001	M14*	1	54215.140.001			

13

54216 **Eye terminal / Oogterminal / Embout à oeil à sertir** **MH11**

Material Stainless steel A4



WR-ø	✉	Art.number	WR-ø	✉	Art.number	WR-ø	✉	Art.number
2,5MM*	10	54216.025.001	5MM*	5	54216.050.001	8MM*	1	54216.080.001
3MM	10	54216.030.001	6MM*	5	54216.060.001	10MM*	1	54216.100.001
4MM*	10	54216.040.001	7MM*	5	54216.070.001	12MM*	1	54216.120.001

T-Terminal

T-Terminal / Embout en T



Technical Data

Nr.	B	D	D_1	L_1	Length (L) (mm)	WR-ø
54217.030.001	-	-	-	-	85	3
54217.040.001	-	-	-	-	100	4
54217.050.001	-	-	-	-	115	5
54217.060.001	-	-	-	-	140	6
54217.070.001	-	-	-	-	145	7
54217.080.001	-	-	-	-	185	8
54217.100.001	-	-	-	-	215	10
54218.040.001	27	5.0	9.9	27	88	4
54218.050.001	27	5.0	9.9	27	88	5
54218.060.001	39	6.3	15.6	35	122	6
54218.070.001	39	6.4	15.9	35	122	7
54218.080.001	39	6.5	18.8	41	151	8
54218.100.001	39	6.5	18.8	41	151	10

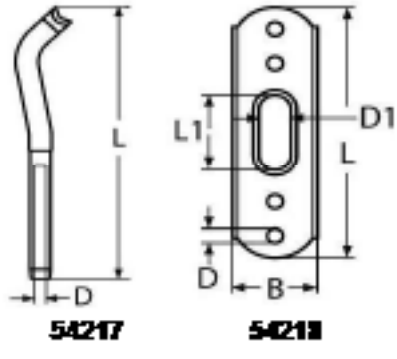

Article groups

Material	Code	Page
St.st. A4	54217	13-46
St.st. A4	54218	13-46

FABORY

54217 **T-Terminal / T-Terminal / Embout en T** **MH11**

Material Stainless steel A4



WR-ø	✉	Art.number	WR-ø	✉	Art.number	WR-ø	✉	Art.number
3MM*	10	54217.030.001	6MM*	5	54217.060.001	8MM*	1	54217.080.001
4MM*	10	54217.040.001	7MM*	5	54217.070.001	10MM*	1	54217.100.001
5MM*	10	54217.050.001						

54218 **Back plate for T-terminal / Ankerplaat voor T-terminal / Plaque d'ancrage pour terminal en T** **MH11**

Material Stainless steel A4



WR-ø	✉	Art.number	WR-ø	✉	Art.number	WR-ø	✉	Art.number
4MM*	1	54218.040.001	6MM*	1	54218.060.001	8MM*	1	54218.080.001
5MM*	1	54218.050.001	7MM*	1	54218.070.001	10MM*	1	54218.100.001

Terminal

Gaffel / Embout à chape



Technical Data

Nr.	A	D	D_1	Diameter (d-D)	H	L_1	L_2	Length (L) (mm)	WR-ø
54219.030.001	7	6	-	-	15	-	-	75	3
54219.040.001	10	8.0	-	-	20	-	-	89	4
54219.050.001	12	9.0	-	-	25	-	-	104	5
54219.060.001	13	12.0	-	-	30	-	-	127	6
54219.080.001	17	16.0	-	-	40	-	-	163	8
54219.100.001	20	19.0	-	-	45	-	-	184	10
54220.025.001	6.5	5.0	5.5	-	-	-	-	55	2.5
54220.030.001	7.5	6	6.4	-	-	-	-	65	3
54220.040.001	11	8.0	7.5	-	-	-	-	77	4
54220.050.001	12	9.0	9.0	-	-	-	-	88	5
54220.060.001	14	12.0	12.5	-	-	-	-	106	6
54220.070.001	15	12.0	14.3	-	-	-	-	116	7
54220.080.001	17	16.0	16.1	-	-	-	-	145	8
54220.100.001	20	18.0	20.6	-	-	-	-	150	10
54220.120.001	23	19.0	24.8	-	-	-	-	195	12
54220.140.001	30	22	25.0	-	-	-	-	232	14
54220.160.001	30	25	28.0	-	-	-	-	264	16
54221.030.001	7.5	6	6.5	-	-	73	-	-	3
54221.040.001	11	8.0	7.5	-	-	86	-	-	4
54221.050.001	12	9.0	9.0	-	-	100	-	-	5
54221.060.001	14	12.0	12.5	-	-	128	-	-	6
54221.070.001	15	12.0	14.2	-	-	135	-	-	7
54221.080.001	17	16.0	16.0	-	-	155	-	-	8
54223.050.001	6	5.0	-	M5	13	62	42	-	-
54223.060.001	7	6	-	M6	15	77	48	-	-
54223.080.001	10	8.0	-	M8	20	94	56	-	-
54223.100.001	12	9.0	-	M10	25	115	67	-	-
54223.120.001	13	12.0	-	M12	30	136	81	-	-
54223.140.001	15	14.0	-	M14	35	140	89	-	-
54223.160.001	17	16.0	-	M16	40	163	103	-	-
54223.200.001	20	19.0	-	M20	45	198	115	-	-
54224.050.001	6	5.0	-	M5	13	62	42	-	-

Technical Data

Nr.	A	D	D_1	Diameter (d-D)	H	L_1	L_2	Length (L) (mm)	WR-ø
54224.060.001	7	6	-	M6	15	77	48	-	-
54224.080.001	10	8.0	-	M8	20	94	56	-	-
54224.100.001	12	9.0	-	M10	25	116	67	-	-
54224.120.001	13	12.0	-	M12	30	136	81	-	-
54224.140.001	15	14.0	-	M14	35	140	89	-	-
54224.160.001	17	16.0	-	M16	40	163	103	-	-
54224.200.001	20	19.0	-	M20	45	198	115	-	-

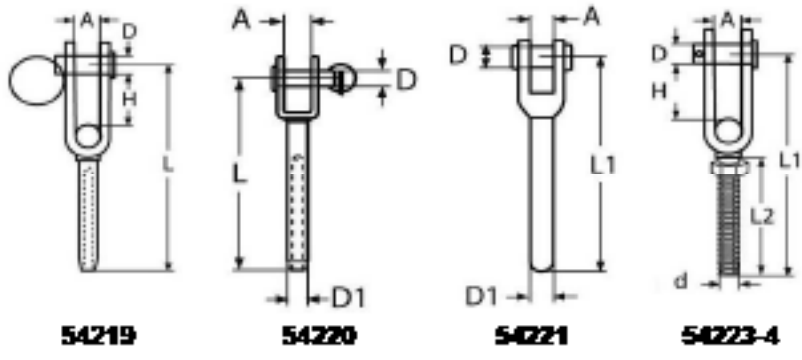

Article groups

Material	Code	Page
St.st. A4	54219	13-47
St.st. A4	54220	13-47
St.st. A4	54221	13-47
St.st. A4	54223	13-48
St.st. A2	54224	13-48

54219 Toggle terminal / Walsgaffel gebogen / Embout à chape articulée à sertir — MH11

Material Stainless steel A4



WR-ø	✉	Art.number	WR-ø	✉	Art.number	WR-ø	✉	Art.number
3MM*	5	54219.030.001	5MM*	5	54219.050.001	8MM*	1	54219.080.001
4MM*	5	54219.040.001	6MM*	5	54219.060.001	10MM*	1	54219.100.001

54220 Fork terminal / Walsgaffel recht / Embout à chape fixe à sertir — MH11

Material Stainless steel A4



WR-ø	✉	Art.number	WR-ø	✉	Art.number	WR-ø	✉	Art.number
2,5MM*	10	54220.025.001	6MM*	5	54220.060.001	12MM*	1	54220.120.001
3MM*	10	54220.030.001	7MM*	5	54220.070.001	14MM*	1	54220.140.001
4MM*	10	54220.040.001	8MM*	5	54220.080.001	16MM*	1	54220.160.001
5MM*	5	54220.050.001	10MM*	1	54220.100.001			

54221 Milled fork terminal / Walsgaffel recht / Embout à chape fixe usinée à sertir — MH11

Material Stainless steel A4



WR-ø	✉	Art.number	WR-ø	✉	Art.number	WR-ø	✉	Art.number
3MM*	10	54221.030.001	5MM*	5	54221.050.001	7MM*	5	54221.070.001
4MM*	10	54221.040.001	6MM*	5	54221.060.001	8MM*	5	54221.080.001

FABORY

54223 **Toggle with right thread / Walsgaffel, kogelgewricht / Embout à chape articulée filetée, pas à droite** **MH11**

Material Stainless steel A4



d	✉	Art.number	d	✉	Art.number	d	✉	Art.number
M5*	10	54223.050.001	M10*	5	54223.100.001	M16*	1	54223.160.001
M6*	10	54223.060.001	M12*	5	54223.120.001	M20*	1	54223.200.001
M8*	5	54223.080.001						

54224 **Toggle with left thread / Walsgaffel, kogelgewricht / Embout à chape articulée filetée, pas à gauche** **MH11**

Material Stainless steel A2



d	✉	Art.number	d	✉	Art.number	d	✉	Art.number
M5*	10	54224.050.001	M10*	5	54224.100.001	M16*	1	54224.160.001
M6*	10	54224.060.001	M12*	5	54224.120.001	M20*	1	54224.200.001
M8*	5	54224.080.001	M14*	1	54224.140.001			

Toggle for turnbuckles

Gaffel met oog / Chape à œil



Technical Data

Nr.	A	D_1	D_2	H	Length (L) (mm)
54222.050.001	6	5.5	5.2	7	22
54222.060.001	7	6.6	6.3	9	27
54222.080.001	10	8.5	8.3	10	31
54222.100.001	12	10.0	9.3	12	36
54222.120.001	13	13.0	12.4	17	50
54222.140.001	14	15.0	15.0	20	60
54222.160.001	15	16.5	17.0	29	80

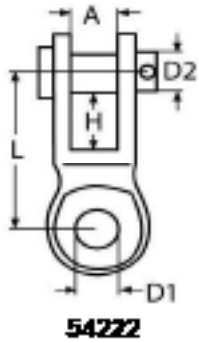

54222

13

54222	Toggle for turnbuckles / Gaffel met oog / Chape à œil	MH11
Material	Stainless steel A4	



A	✉	Art.number	A	✉	Art.number	A	✉	Art.number
6MM*	5	54222.050.001	12MM*	1	54222.100.001	14MM*	1	54222.140.001
7MM*	5	54222.060.001	13MM*	1	54222.120.001	15MM*	1	54222.160.001
10MM*	5	54222.080.001						

Stay adjuster

Plaatspanner / Latte



Technical Data

Nr.	B	Bolt	Length (L) (mm)
54225.104.001	15	5	104
54226.100.001	15	5	100
54226.155.001	15	5	155
54226.200.001	15	5	200

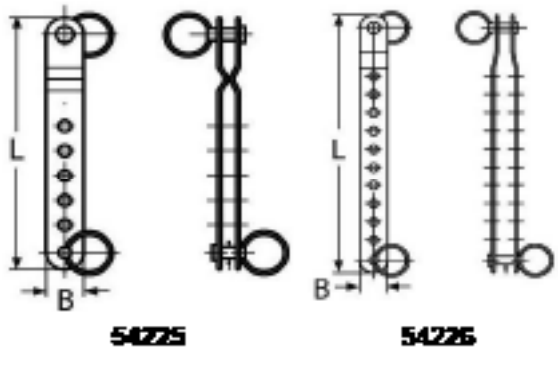

Article groups

Material	Code	Page
St.st. A2	54225	13-49
St.st. A2	54226	13-50

54225	Stay adjuster / Plaatspanner / Latte	MH11
Material	Stainless steel A2	



L	✉	Art.number
104MM*	5	54225.104.001

13

FABORY

54226	Stay adjuster / Plaatspanner / Latte	MH11
Material	Stainless steel A2	



L	✉	Art.number	L	✉	Art.number	L	✉	Art.number
100MM*	5	54226.100.001	155MM*	5	54226.155.001	200MM*	5	54226.200.001

Pelican hook with thread

Pelikaanhaak met draad / Crochet pelican filetée



Technical Data

Nr.	D	Diameter (d-D)	Length (L) (mm)	≈ Breaking load (N)
54227.060.001	18.5	M6	75	12.000
54227.080.001	27.0	M8	100	15.000
54227.100.001	35.0	M10	144	35.000
54227.120.001	39.0	M12	150	35.000

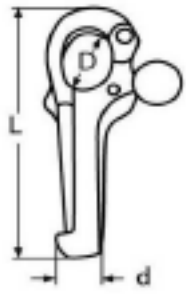

54227

54227	Pelican hook with thread / Pelikaanhaak met draad / Crochet pelican filetée	MH11
Material	Stainless steel A4	



d	✉	Art.number	d	✉	Art.number	d	✉	Art.number
6MM*	1	54227.060.001	10MM*	1	54227.100.001	12MM*	1	54227.120.001
8MM*	1	54227.080.001						

13

Pelican hook

Pelikaanhaak / Crochet pélican



Technical Data

Nr.	D	Length (L) (mm)
54228.100.001	18.0	100
54228.150.001	22	150

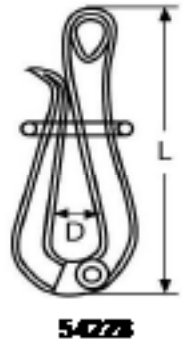

54228 **Pelican hook / Pelikaanhaak / Crochet pélican** **MH11**

Material Stainless steel A4



L	✉	Art.number	L	✉	Art.number
100MM*	5	54228.100.001	150MM*	5	54228.150.001

FABORY

Quick attach terminal

Montageterminal / Embout sertissage rapide sur platine articulée



Technical Data

Nr.	B	C	D	Diameter (d-D)	H	Length (L) (mm)	WR-ø
54229.040.001	8	6.5	-	-	-	67	4
54229.050.001	10	8	-	-	-	80	5
54229.060.001	12	9	-	-	-	95	6
54229.080.001	14	10	-	-	-	119	8
54230.040.001	-	8	8.0	-	8	72	4
54230.050.001	-	10	10.0	-	10	82	5
54230.060.001	-	12	12.0	-	12	94	6
54230.080.001	-	14	14.0	-	14	116	8
54231.040.001	-	57	-	M8	-	100	4
54231.050.001	-	63	-	M10	-	117	5
54231.060.001	-	80	-	M12	-	145	6
54231.080.001	-	100	-	M16	-	182	8

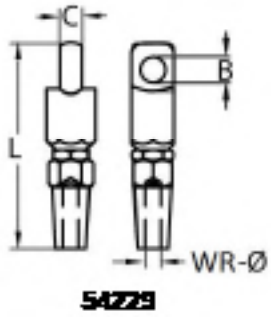

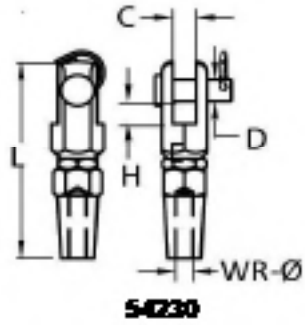

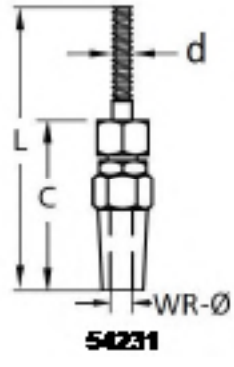

Article groups

Material	Code	Page
St.st. A4	54229	13-52
St.st. A4	54230	13-52
St.st. A4	54231	13-53

54229 **Quick attach eye / Montageterminal met oog / Embout à oeil à setissage rapide** **MH11**

Material Stainless steel A4



WR-ø	✉	Art.number	WR-ø	✉	Art.number	WR-ø	✉	Art.number
4MM*	1	54229.040.001	6MM*	1	54229.060.001	8MM*	1	54229.080.001
5MM*	1	54229.050.001						

54230 **Quick attach jaw / Montageterminal met vork / Embout à oeil à setissage rapide** **MH11**

Material Stainless steel A4



WR-ø	✉	Art.number	WR-ø	✉	Art.number	WR-ø	✉	Art.number
4MM*	1	54230.040.001	6MM*	1	54230.060.001	8MM*	1	54230.080.001
5MM*	1	54230.050.001						

13

54231	Fast and bolt terminal / Montageterminal met knelsysteem / Terminaison filetée à sertissage rapide	MH11
Material	Stainless steel A4	



WR-ø	✉	Art.number	WR-ø	✉	Art.number	WR-ø	✉	Art.number
4MM*	1	54231.040.001	6MM*	1	54231.060.001	8MM*	1	54231.080.001
5MM*	1	54231.050.001						

Wire rope

Draadkabel / Câble métallique



Technical Data

Nr.	Weight (kg/m)	WR-ø	≈ Breaking load min. (N)
54232.020.001	0.015	2	2.330
54232.025.001	0.025	2.5	3.660
54232.030.001	0.035	3	4.690
54232.040.001	0.061	4	8.340
54232.050.001	0.096	5	13.000
54232.060.001	0.138	6	18.800
54232.070.001	0.187	7	25.500
54232.080.001	0.243	8	33.300
54232.100.001	0.381	10	52.100
54232.120.001	0.548	12	75.000
54232.140.001	0.764	14	102.000
54233.020.001	0.016	2	2.250
54233.030.001	0.035	3	5.070
54233.040.001	0.063	4	9.010
54233.050.001	0.098	5	14.100
54233.060.001	0.142	6	20.300
54233.070.001	0.193	7	27.600
54233.080.001	0.252	8	36.100
54233.100.001	0.303	10	56.300
54234.040.601	0.088	4/6	1.570
54234.040.701	0.099	4/7	1.570
54235.010.015	0.012	1/1.5	630
54235.012.020	0.014	1.25/2	880
54235.020.030	0.023	2/3	2.250
54235.030.040	0.044	3/4	5.070
54235.040.050	0.072	4/5	9.010
54235.050.070	0.117	5/7	14.100
54236.010.001	0.005	1	830
54236.015.001	0.012	1.5	1.860
54236.020.001	0.02	2	3.300
54236.025.001	0.031	2.5	5.150
54236.030.001	0.045	3	7.420
54236.040.001	0.08	4	13.200
54236.050.001	0.124	5	20.600
54236.060.001	0.178	6	29.700
54236.070.001	0.243	7	40.400
54236.080.001	0.317	8	52.800
54236.100.001	0.495	10	82.500
54236.120.001	0.713	12	119.000
54236.140.001	0.971	14	162.000
54236.160.001	1.27	16	211.000

FABORY

Article groups

Material	Color	Code	Page
St.st. A4		54232	13-54
St.st. A4		54233	13-54
St.st. A4	White	54234	13-54
St.st. A4	Transparent	54235	13-54
St.st. A4		54236	13-54

54232 Wire rope, flexible 7x19 / Draadkabel 7x19 flexibel / Câble extra souple, 7x19 MH11

Material Stainless steel A4



WR-ø - L	✉	Art.number	WR-ø - L	✉	Art.number	WR-ø - L	✉	Art.number
2MM-250MTR	1	54232.020.001	5MM-250MTR	1	54232.050.001	8MM-250MTR*	1	54232.080.001
2,5MM-250MTR*	1	54232.025.001	6MM-250MTR	1	54232.060.001	10MM-250MTR*	1	54232.100.001
3MM-250MTR	1	54232.030.001	7MM-250MTR*	1	54232.070.001	12MM-250MTR*	1	54232.120.001
4MM-250MTR	1	54232.040.001						

54233 Wire rope, semi soft 7x7 / Draadkabel 7x7 semi flexibel / Câble souple, 7x7 MH11

Material Stainless steel A4



WR-ø - L	✉	Art.number	WR-ø - L	✉	Art.number	WR-ø - L	✉	Art.number
2MM-250MTR*	1	54233.020.001	5MM-250MTR*	1	54233.050.001	8MM-250MTR*	1	54233.080.001
3MM-250MTR	1	54233.030.001	6MM-250MTR*	1	54233.060.001	10MM-250MTR*	1	54233.100.001
4MM-250MTR*	1	54233.040.001	7MM-250MTR*	1	54233.070.001			

54234 PVC white coated wire rope, semi soft 7x7 / Draadkabel 7x7 PVC wit / Câble souple gainé, 7x7, PVC blanc MH11

Material Stainless steel A4
Color White

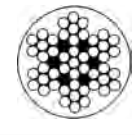

WR-ø - L	✉	Art.number	WR-ø - L	✉	Art.number
4/6-250MTR*	1	54234.040.601	4/7-250MTR*	1	54234.040.701

54235 PVC transparent coated wire rope, semi soft, 7x7 / Draadkabel 7x7 pvc transparant / Câble souple gainé, 7x7, PVC transparent MH11

Material Stainless steel A4
Color Transparent

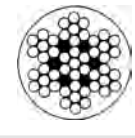

WR-ø - L	✉	Art.number	WR-ø - L	✉	Art.number	WR-ø - L	✉	Art.number
1/1,5-250MTR	1	54235.010.015	2/3-250MTR	1	54235.020.030	4/5-250MTR*	1	54235.040.050
1,25/2-250MTR*	1	54235.012.020	3/4-250MTR*	1	54235.030.040	5/7-250MTR*	1	54235.050.070

54236 Wire rope 1x19 / Draadkabel 1x19 niet flexibel / Câble monotoron, 1x19 MH11

Material Stainless steel A4



WR-ø - L	✉	Art.number	WR-ø - L	✉	Art.number	WR-ø - L	✉	Art.number
1MM-250MTR	1	54236.010.001	4MM-250MTR*	1	54236.040.001	10MM-250MTR*	1	54236.100.001
1,5MM-250MTR*	1	54236.015.001	5MM-250MTR*	1	54236.050.001	12MM-250MTR*	1	54236.120.001
2MM-250MTR	1	54236.020.001	6MM-250MTR*	1	54236.060.001	14MM-250MTR*	1	54236.140.001
2,5MM-250MTR*	1	54236.025.001	7MM-250MTR*	1	54236.070.001	16MM-250MTR*	1	54236.160.001
3MM-250MTR*	1	54236.030.001	8MM-250MTR*	1	54236.080.001			

Wire rope cutter

Kabelschaar / Cisaille pour câble



Technical Data

Nr.	Length (L) (mm)	ø wire max.
54258.050.001	195	5
54258.120.001	470	12
54258.160.001	800	16
54258.120.100	-	12
54258.160.100	-	16

54258 **Wire rope cutter / Kabelschaar / Cisaille pour câble** **MH11**



Size	✉	Art.number	Size	✉	Art.number	Size	✉	Art.number
5MM*	1	54258.050.001	Spare blade 12MM*	1	54258.120.100	Spare blade 16MM*	1	54258.160.100
12MM*	1	54258.120.001	16MM*	1	54258.160.001			

Wire thimble

Puntkous / Cosse cœur



Technical Data

Nr.	B	C	D	E	K	L_1	Length (L) (mm)	S	WR-ø
54237.060.001	23	-	-	-	-	11	37	-	6
54237.080.001	31	-	-	-	-	15	50	-	8
54237.100.001	39	-	-	-	-	21	53	-	10
54237.120.001	42	-	-	-	-	25	60	-	12
54237.140.001	51	-	-	-	-	30	74	-	14
54238.030.001	11	18	-	-	-	-	-	1.0	4
54238.040.001	11	18	-	-	-	-	-	1.0	4
54238.050.001	14	20	-	-	-	-	-	1.2	5
54238.060.001	15	23	-	-	-	-	-	1.2	6
54238.080.001	18	29	-	-	-	-	-	1.5	8
54238.100.001	24	37	-	-	-	-	-	1.5	10
54239.020.001	5	15	21	15	6.4	-	-	-	2
54239.030.001	6	20	26	18	8.4	-	-	-	3
54239.030.003	6	20	26	18	8.4	-	-	-	3
54239.040.001	7	25	32	21	11	-	-	-	4
54239.050.001	9	31	42	28	12	-	-	-	5
54239.060.001	10	32	43	28	12	-	-	-	6
54239.080.001	11	41	58	43	13	-	-	-	8
54239.100.001	13	50	72	51	14	-	-	-	10
54239.120.001	16	60	86	62	16	-	-	-	12
54239.160.001	20	75	110	82	21	-	-	-	16
54239.190.001	24	90	124	94	31	-	-	-	19

FABORY

Technical Data

Nr.	B	C	D	E	K	L_1	Length (L) (mm)	S	WR-ø
54239.220.001	28	100	130	100	38	-	-	-	22
54239.250.001	32	116	148	115	48	-	-	-	25
54240.040.001	13	19	-	-	-	-	-	2	4
54240.060.001	16	22	-	-	-	-	-	2	6
54240.080.001	23	38	-	-	-	-	-	2	8
54240.100.001	24	40	-	-	-	-	-	3	10
54240.120.001	24	41	-	-	-	-	-	3	12
54240.140.001	26	44	-	-	-	-	-	3	14
54240.160.001	34	54	-	-	-	-	-	5	16
54240.180.001	34	56	-	-	-	-	-	6	18
54240.200.001	35	57	-	-	-	-	-	6	20

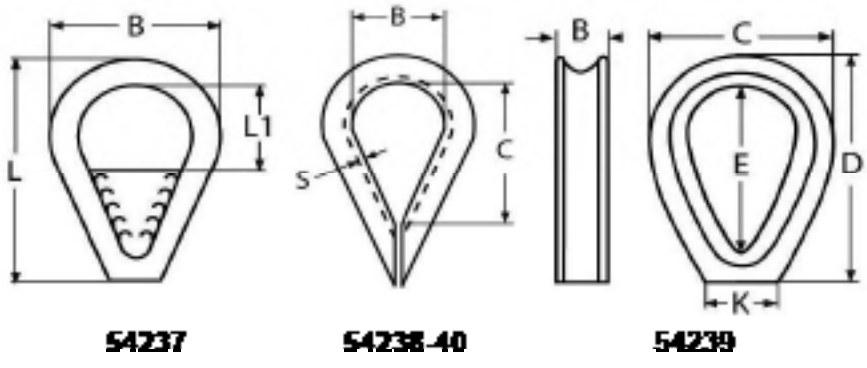

54237 54238-40 54239

Article groups

Material	Code	Page
St.st. A4	54237	13-56
St.st. A4	54238	13-56
St.st. A4	54239	13-56
Plastic	54240	13-57

54237 Thimble with bar / Puntkous met brug / Cosse cœur soudé — MH11

Material Stainless steel A4



WR-ø	✉	Art.number	WR-ø	✉	Art.number	WR-ø	✉	Art.number
6MM	10	54237.060.001	10MM*	10	54237.100.001	14MM*	5	54237.140.001
8MM	10	54237.080.001	12MM*	5	54237.120.001			

54238 Wire thimble / Puntkous / Cosse cœur — MH11

Material Stainless steel A4



WR-ø	✉	Art.number	WR-ø	✉	Art.number	WR-ø	✉	Art.number
3MM	50	54238.030.001	5MM	50	54238.050.001	8MM	20	54238.080.001
4MM	50	54238.040.001	6MM	20	54238.060.001	10MM	20	54238.100.001

54239 Thimble heavy and closed / Puntkous, zware uitvoering / Cosse cœur forme arrondie — MH11

Material Stainless steel A4



WR-ø	✉	Art.number	WR-ø	✉	Art.number	WR-ø	✉	Art.number
3MM	10	54239.030.001	10MM*	5	54239.100.001	19MM*	1	54239.190.001
5MM*	10	54239.050.001	12MM	5	54239.120.001	22MM*	1	54239.220.001
6MM*	10	54239.060.001	16MM*	1	54239.160.001	25MM*	1	54239.250.001
8MM*	5	54239.080.001						

13

54240	Nylon thimble / Puntkous, nylon / Cosse cœur en nylon	MH11
Material	Plastic	



WR-ø	✉	Art.number	WR-ø	✉	Art.number	WR-ø	✉	Art.number
4MM*	20	54240.040.001	10MM*	10	54240.100.001	16MM*	5	54240.160.001
6MM*	20	54240.060.001	12MM*	10	54240.120.001	20MM	5	54240.200.001
8MM*	20	54240.080.001	14MM*	10	54240.140.001			

Wire rope clip

Staaldraadklem / Serre câble



Technical Data

Nr.	A	B	C	Diameter (d-D)	H	Length (L) (mm)	Socket	WR-ø
54241.020.001	-	-	-	M2	-	-	-	2
54241.030.001	-	-	-	M3	-	-	-	3
54241.040.001	-	-	-	M4	-	-	-	2
54241.050.001	-	-	-	M5	-	-	-	5
54241.060.001	-	-	-	M6	-	-	-	6
54241.080.001	-	-	-	M6	-	-	-	8
54241.100.001	-	-	-	M8	-	-	-	10
54241.120.001	-	-	-	M10	-	-	-	13
54241.160.001	-	-	-	M10	-	-	-	16
54242.020.001	-	-	-	-	11	28	T20	2
54242.030.001	-	-	-	-	12	28	T25	3
54242.040.001	-	-	-	-	14	34	T30	4
54242.050.001	-	-	-	-	15	34	T30	5
54242.060.001	-	-	-	-	15	35	T30	6
54243.020.001	11.5	33	-	M4	-	-	-	2
54243.030.001	14.5	38	-	M4	-	-	-	3
54243.040.001	16.5	43	-	M5	-	-	-	4
54243.050.001	20.0	51	-	M5	-	-	-	5
54243.060.001	24.5	63	-	M6	-	-	-	6
54243.080.001	31.5	78	-	M8	-	-	-	8
54243.100.001	38.0	96	-	M10	-	-	-	10
54244.020.001	4	11.5	15	M4	-	-	-	2
54244.030.001	6	14.5	18	M4	-	-	-	3
54244.040.001	8	16.5	20	M5	-	-	-	4
54244.050.001	10	20.0	24	M5	-	-	-	5
54244.060.001	12	24.5	29	M6	-	-	-	6
54244.080.001	16	31.5	35	M8	-	-	-	8
54244.100.001	20	38.0	48	M10	-	-	-	10

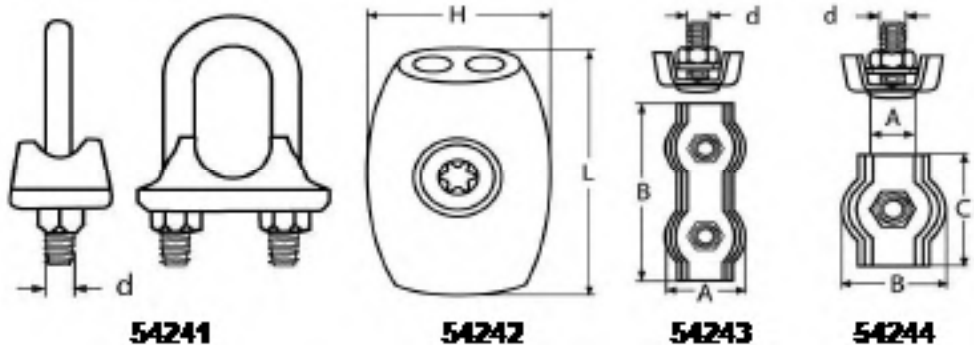

FABORY

Article groups

Material	Code	Page
St.st. A4	54241	13-58
St.st. A4	54242	13-58
St.st. A4	54243	13-58
St.st. A4	54244	13-58

54241 Wire rope clip / Staaldraadklem / Serre câble — MH11

Material Stainless steel A4



WR-ø	✉	Art.number	WR-ø	✉	Art.number	WR-ø	✉	Art.number
2MM	20	54241.020.001	5MM	20	54241.050.001	10MM	10	54241.100.001
3MM	20	54241.030.001	6MM	20	54241.060.001	12MM	10	54241.120.001
4MM	20	54241.040.001	8MM	10	54241.080.001	16MM*	5	54241.160.001

54242 Egg shaped wire clamp / Staaldraadklem eivorm / Serre câble forme oeuf — MH11

Material Stainless steel A4



WR-ø	✉	Art.number	WR-ø	✉	Art.number	WR-ø	✉	Art.number
3MM	10	54242.030.001	5MM*	5	54242.050.001	6MM	5	54242.060.001
4MM	10	54242.040.001						

54243 Duplex wire rope clip / Staaldraadklem dubbel / Serre câble plat double — MH11

Material Stainless steel A4



WR-ø	✉	Art.number	WR-ø	✉	Art.number	WR-ø	✉	Art.number
2MM	20	54243.020.001	5MM*	10	54243.050.001	8MM*	5	54243.080.001
3MM	20	54243.030.001	6MM	10	54243.060.001	10MM*	5	54243.100.001
4MM	20	54243.040.001						

54244 Simplex wire rope clip / Staaldraadklem enkel / Serre câble plat simple — MH11

Material Stainless steel A4



WR-ø	✉	Art.number	WR-ø	✉	Art.number	WR-ø	✉	Art.number
2MM	20	54244.020.001	5MM*	10	54244.050.001	8MM*	10	54244.080.001
3MM	20	54244.030.001	6MM*	10	54244.060.001	10MM*	10	54244.100.001
4MM	20	54244.040.001						

Ferrules

Draadklem / Manchon pour câble



Technical Data

Nr.	A	B	Clamping size	Length (L) (mm)	S	WR-ø
54245.010.001	1.7	3.4	1.5	6	0.75	1
54245.015.001	2.4	4.8	2.0	7	0.85	1.5
54245.020.001	2.7	5.4	2.5	9	1.0	2
54245.030.001	3.8	7.6	3.5	13	1.5	3
54245.040.001	4.9	9.8	4.5	16	1.9	4
54245.050.001	6.6	13.2	6.0	21	2.5	5
54245.060.001	7.2	14.4	6.5	23	2.7	6
54245.070.001	8.8	17.6	8.0	28	3.3	7
54245.080.001	9.9	19.8	9.0	32	3.7	8
54245.100.001	12.1	24.2	11.0	39	4.5	10
54245.120.001	14.2	28.4	13.0	46	5.4	12
54245.160.001	19.6	39.2	18.0	63	7.6	16
54246.010.001	1.2	2.4	1.0	5	0.65	1
54246.020.001	2.5	4.5	2.0	9	1.0	2
54246.030.001	3.5	7.5	3.0	11	1.0	3
54246.040.001	4.5	9.2	4.0	14	1.5	4
54246.050.001	5.6	11.5	5.0	18	2.0	5
54246.060.001	6.8	13.5	6.0	21	2.5	6
54246.070.001	8.0	16.5	7.0	25	2.5	7
54246.080.001	9.0	18	8.0	28	3.0	8
54246.100.001	11.5	22.5	10.0	35	3.2	10
54246.120.001	14.2	28.5	12.0	42	4.0	12
54247.010.001	1.7	3.4	1.5	6	0.75	1
54247.015.001	2.4	4.8	2.0	7	0.85	1.5
54247.020.001	2.7	5.4	2.5	9	1.0	2
54247.030.001	3.8	7.6	3.5	13	1.5	3
54247.040.001	4.9	9.8	4.5	16	1.9	4
54247.050.001	6.6	13.2	6.0	21	2.5	5
54247.060.001	7.2	14.4	6.5	23	2.7	6
54247.070.001	8.8	17.6	8.0	28	3.3	7
54247.080.001	9.9	19.8	9.0	32	3.7	8
54247.100.001	12.1	24.2	11.0	39	4.5	10
54247.120.001	14.2	28.4	13.0	46	5.4	12

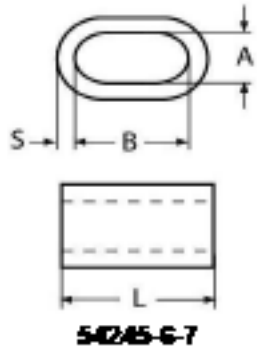

Article groups

Material	Code	Page
Cu	54245	13-60
St.st. A4	54246	13-60
Al	54247	13-60

FABORY

54245 Copper ferrule / Draadklem koper / Manchon en cuivre — MH11

Material Copper



WR-ø	✉	Art.number	WR-ø	✉	Art.number	WR-ø	✉	Art.number
1MM*	100	54245.010.001	4MM*	100	54245.040.001	8MM*	10	54245.080.001
1,5MM*	100	54245.015.001	5MM*	50	54245.050.001	10MM*	10	54245.100.001
2MM*	100	54245.020.001	6MM	50	54245.060.001	12MM*	10	54245.120.001
3MM	100	54245.030.001	7MM*	10	54245.070.001	16MM*	10	54245.160.001

54246 Stainless steel ferrule / Draadklem rvs / Manchon en inox — MH11

Material Stainless steel A4



WR-ø	✉	Art.number	WR-ø	✉	Art.number	WR-ø	✉	Art.number
1MM	10	54246.010.001	5MM	10	54246.050.001	8MM*	5	54246.080.001
2MM	10	54246.020.001	6MM	10	54246.060.001	10MM*	1	54246.100.001
3MM	10	54246.030.001	7MM*	5	54246.070.001	12MM*	1	54246.120.001
4MM	10	54246.040.001						

54247 Aluminium ferrule / Draadklem aluminium / Manchon en aluminium — MH11

Material Aluminium



WR-ø	✉	Art.number	WR-ø	✉	Art.number	WR-ø	✉	Art.number
1MM	100	54247.010.001	4MM	100	54247.040.001	8MM	10	54247.080.001
1,5MM	100	54247.015.001	5MM	50	54247.050.001	10MM*	10	54247.100.001
2MM	100	54247.020.001	6MM	50	54247.060.001	12MM*	5	54247.120.001
3MM	100	54247.030.001	7MM*	10	54247.070.001			

Safety pin

Borgpin / Axe pour ridoir



Technical Data

Nr.	A	B	C	D	D_1	E	F	L_1	Length (L) (mm)	N	ø
54248.040.014	-	-	-	4.0	1.8	-	-	-	14	11	-
54248.040.020	-	-	-	4.0	1.8	-	-	-	20	16	-
54248.050.015	-	-	-	5.0	2.0	-	-	-	15	11	-
54248.050.018	-	-	-	5.0	2.0	-	-	-	18	14	-
54248.050.021	-	-	-	5.0	2.0	-	-	-	21	17	-
54248.060.015	-	-	-	6.0	2.2	-	-	-	15	11	-
54248.060.020	-	-	-	6.0	2.2	-	-	-	20	16	-
54248.060.024	-	-	-	6.0	2.2	-	-	-	24	20	-
54248.060.025	-	-	-	6.0	2.2	-	-	-	25	21	-
54248.060.029	-	-	-	6.0	2.2	-	-	-	29	25	-
54248.060.034	-	-	-	6.0	2.2	-	-	-	34	30	-
54248.060.036	-	-	-	6.0	2.2	-	-	-	36	32	-
54248.060.044	-	-	-	6.0	2.2	-	-	-	44	40	-
54248.060.045	-	-	-	6.0	2.2	-	-	-	45	41	-
54248.060.054	-	-	-	6.0	2.2	-	-	-	54	50	-
54248.060.064	-	-	-	6.0	2.2	-	-	-	64	60	-
54248.080.021	-	-	-	8.0	3.0	-	-	-	21	17	-
54248.080.024	-	-	-	8.0	3.0	-	-	-	24	20	-
54248.080.027	-	-	-	8.0	3.0	-	-	-	27	23	-
54248.080.032	-	-	-	8.0	3.0	-	-	-	32	28	-
54248.080.034	-	-	-	8.0	3.0	-	-	-	34	30	-
54248.080.044	-	-	-	8.0	3.0	-	-	-	44	40	-
54248.080.054	-	-	-	8.0	3.0	-	-	-	54	50	-
54248.080.064	-	-	-	8.0	3.0	-	-	-	64	60	-
54248.080.074	-	-	-	8.0	3.0	-	-	-	74	70	-
54248.080.084	-	-	-	8.0	3.0	-	-	-	84	80	-
54248.095.026	-	-	-	9.5	3.0	-	-	-	26	22	-
54248.095.030	-	-	-	9.5	3.0	-	-	-	30	26	-
54248.100.034	-	-	-	10.0	3.0	-	-	-	34	30	-
54248.100.044	-	-	-	10.0	3.0	-	-	-	44	40	-
54248.100.054	-	-	-	10.0	3.0	-	-	-	54	50	-
54248.100.064	-	-	-	10.0	3.0	-	-	-	64	60	-
54248.100.074	-	-	-	10.0	3.0	-	-	-	74	70	-
54248.100.084	-	-	-	10.0	3.0	-	-	-	84	80	-
54248.100.094	-	-	-	10.0	3.0	-	-	-	94	90	-
54248.100.104	-	-	-	10.0	3.0	-	-	-	104	100	-
54248.110.029	-	-	-	11.0	3.0	-	-	-	29	25	-
54248.120.030	-	-	-	12.0	3.0	-	-	-	30	26	-
54248.120.045	-	-	-	12.0	3.0	-	-	-	45	40	-
54248.120.055	-	-	-	12.0	3.0	-	-	-	55	50	-
54248.120.065	-	-	-	12.0	3.0	-	-	-	65	60	-
54248.120.075	-	-	-	12.0	3.0	-	-	-	75	70	-
54248.120.085	-	-	-	12.0	3.0	-	-	-	85	80	-
54248.120.095	-	-	-	12.0	3.0	-	-	-	95	90	-
54248.120.105	-	-	-	12.0	3.0	-	-	-	105	100	-
54248.120.115	-	-	-	12.0	3.0	-	-	-	115	110	-
54248.120.125	-	-	-	12.0	3.0	-	-	-	125	120	-
54248.140.041	-	-	-	14.0	4.0	-	-	-	41	36	-
54249.044.001	49.6	7.5	4.4	-	-	2.4	39.0	-	-	-	-
54249.060.001	56.2	8.0	6.0	-	-	3.2	44.8	-	-	-	-
54249.074.001	56.5	8.4	7.4	-	-	3.1	44.9	-	-	-	-
54249.106.001	56.5	10.7	10.6	-	-	3.2	43.4	-	-	-	-
54250.060.020	-	-	-	6	-	-	-	12	20	-	-
54250.060.025	-	-	-	-	-	-	-	-	-	-	-
54250.060.026	-	-	-	6	-	-	-	18	26	-	-

FABORY

Technical Data

Nr.	A	B	C	D	D_1	E	F	L_1	Length (L) (mm)	N	ø
54250.060.031	-	-	-	6	-	-	-	23	31	-	-
54250.060.056	-	-	-	6	-	-	-	48	56	-	-
54250.060.065	-	-	-	6	-	-	-	57	65	-	-
54250.080.028	-	-	-	8.0	-	-	-	20	28	-	-
54250.080.034	-	-	-	8.0	-	-	-	25	34	-	-
54250.080.038	-	-	-	8.0	-	-	-	30	38	-	-
54250.080.043	-	-	-	8.0	-	-	-	35	43	-	-
54250.100.035	-	-	-	10.0	-	-	-	25	35	-	-
54250.100.045	-	-	-	10.0	-	-	-	35	45	-	-
54250.100.055	-	-	-	10.0	-	-	-	45	55	-	-
54251.050.028	-	-	-	-	-	-	-	-	28	13	5
54251.060.035	-	-	-	-	-	-	-	-	35	22	6
54251.080.033	-	-	-	-	-	-	-	-	33	22	8
54251.080.046	-	-	-	-	-	-	-	-	46	36	8

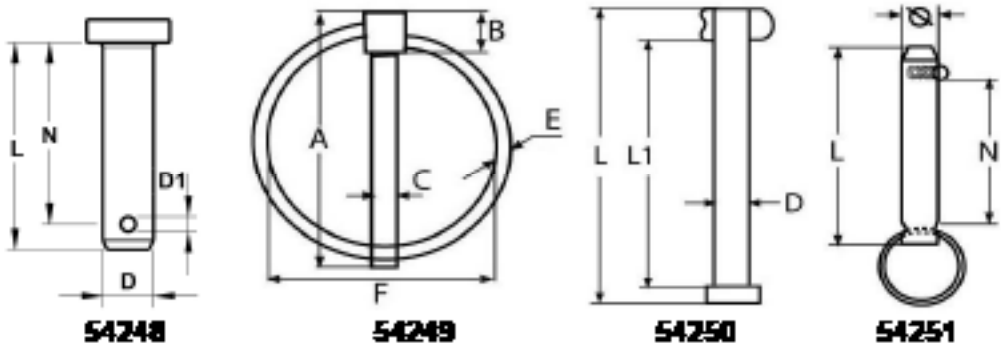

Article groups

Material	Code	Page
St.st. A4	54248	13-62
St.st. A4	54249	13-63
St.st. A2	54250	13-63
St.st. A2	54251	13-63

54248 **Safety pin / Borgpin / Axe pour ridoir** **MH11**

Material Stainless steel A4



D x L	✉	Art.number	D x L	✉	Art.number	D x L	✉	Art.number
4X14*	20	54248.040.014	8X21*	2	54248.080.021	10X84*	1	54248.100.084
4X20*	20	54248.040.020	8X24*	2	54248.080.024	10X94*	1	54248.100.094
			8X27*	2	54248.080.027	10X104*	1	54248.100.104
5X15*	20	54248.050.015	8X32*	2	54248.080.032			
5X18*	20	54248.050.018	8X34*	2	54248.080.034	11X29*	10	54248.110.029
5X21*	20	54248.050.021	8X44*	2	54248.080.044			
			8X54*	2	54248.080.054	12X30*	10	54248.120.030
6X15*	20	54248.060.015	8X64*	2	54248.080.064	12X45*	1	54248.120.045
6X20*	20	54248.060.020	8X74	2	54248.080.074	12X55*	1	54248.120.055
6X24*	5	54248.060.024	8X84*	2	54248.080.084	12X65*	1	54248.120.065
6X25*	20	54248.060.025				12X75*	1	54248.120.075
6X29*	20	54248.060.029	9,5X26*	10	54248.095.026	12X85*	1	54248.120.085
6X34*	5	54248.060.034	9,5X30*	1	54248.095.030	12X95*	1	54248.120.095
6X36*	20	54248.060.036				12X105*	1	54248.120.105
6X44*	5	54248.060.044	10X34*	1	54248.100.034	12X115*	1	54248.120.115
6X45*	20	54248.060.045	10X44*	1	54248.100.044	12X125*	1	54248.120.125
6X54*	5	54248.060.054	10X54*	1	54248.100.054			
6X64*	5	54248.060.064	10X64*	1	54248.100.064	14X41*	10	54248.140.041
			10X74	1	54248.100.074			

13

54249 **Ring catch / Klap pen met ring / Goupille clip** **MH11**

Material Stainless steel A4



C	✉	Art.number	C	✉	Art.number	C	✉	Art.number
4,4MM	10	54249.044.001	7,4MM	5	54249.074.001	10,6MM	5	54249.106.001
6,0MM	10	54249.060.001						

54250 **Safety clevis pin / Borging met sleutel / Axe pour ridoir avec languette** **MH11**

Material Stainless steel A2



D x L	✉	Art.number	D x L	✉	Art.number	D x L	✉	Art.number
6X20*	5	54250.060.020						
6X26*	5	54250.060.026	8X28*	2	54250.080.028	10X35*	1	54250.100.035
6X31*	5	54250.060.031	8X34*	2	54250.080.034	10X45*	1	54250.100.045
6X56*	5	54250.060.056	8X38*	2	54250.080.038	10X55*	1	54250.100.055
6X65*	5	54250.060.065	8X43*	2	54250.080.043			

54251 **Fast pin / Borgpin met kogelzekering / Goupille à bille** **MH11**

Material Stainless steel A2



ø x L	✉	Art.number	ø x L	✉	Art.number	ø x L	✉	Art.number
5X28	10	54251.050.028	6X35	10	54251.060.035	8X33*	10	54251.080.033

Security wire

Security borgdraad / Câble de sécurité



Technical Data

Nr.	B	D	D_1	Length (L) (mm)
54252.145.001	-	8.0	5.4	145
54253.060.025	13	6.3	-	250

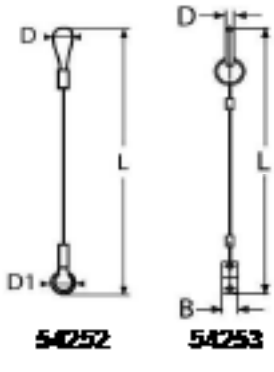

FABORY

Article groups

Material	Code	Page
St.st. A2	54252	13-64
St.st. A2	54253	13-64

54252 **Security wire with eye / Borgdraad met oog / Câble de sécurité avec œillet** **MH11**

Material Stainless steel A2



L	✉	Art.number
145MM	10	54252.145.001

54253 **Security wire with bolt / Borgdraad met pin / Câble de sécurité avec goupille** **MH11**

Material Stainless steel A2



D x L	✉	Art.number
6X25MM*	10	54253.060.025

Spring cotter pin

Borgclip verend / Goupille à ressort



Technical Data

Nr.	Drill ø	Length (L) (mm)	ø
54254.020.001	2.50	48	2.0
54254.025.001	3.00	48	2.5
54254.030.001	3.50	70	3.0
54254.040.001	4.50	76	4.0
54254.050.001	6.00	100	5.0
54254.060.001	7.00	125	6.0
54255.025.001	1.50	54	2.25
54255.032.001	3.20	61	2.8
54255.040.001	4.00	78	3.6
54255.050.001	5.00	97	4.5
54255.063.001	6.30	115	5.6
54255.070.001	7.00	146	6.3
54255.080.001	8.00	172	7.0

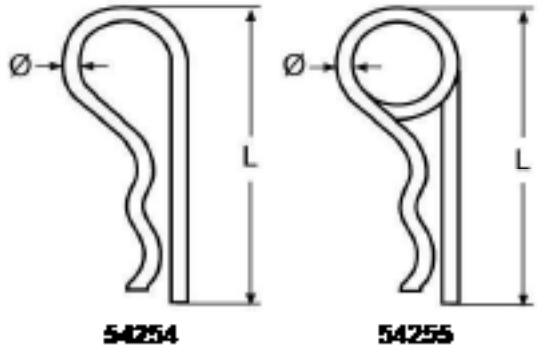

Article groups

Material	Code	Page
St.st. A4	54254	13-65
St.st. A4	54255	13-65

54254 **Spring cotter pin, single / Borgclip verend, enkel / Goupille à ressort** **MH11**

Material Stainless steel A4



ø	✉	Art.number	ø	✉	Art.number	ø	✉	Art.number
2MM	50	54254.020.001	3MM	50	54254.030.001	5MM	20	54254.050.001
2,5MM	50	54254.025.001	4MM	20	54254.040.001	6MM	10	54254.060.001

54255 **Spring cotter pin, double / Borgclip verend, dubbel / Goupille à ressort, à oeil** **MH11**

Material Stainless steel A4



ø	✉	Art.number	ø	✉	Art.number	ø	✉	Art.number
2,5MM	10	54255.025.001	5,0MM	5	54255.050.001	7,0MM	1	54255.070.001
3,2MM	10	54255.032.001	6,3MM	5	54255.063.001	8,0MM*	1	54255.080.001
4,0MM	10	54255.040.001						

Cotter pin

Borgingsring / Anneau brisé



Technical Data

Nr.	D	ø
54256.010.010	10.0	1.0
54256.012.015	15.0	1.2
54256.015.020	20	1.5
54256.018.025	25	1.8
54257.100.001	10.0	1.5
54257.160.001	16.0	1.5

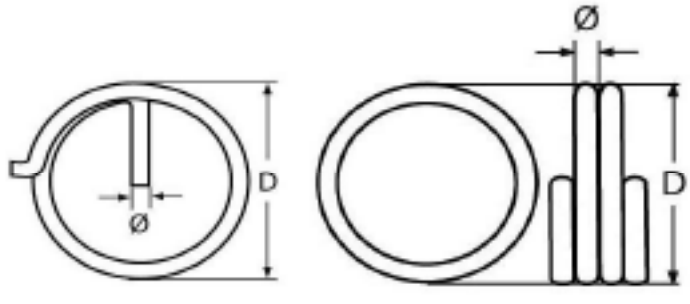

54256 54257

Article groups

Material	Code	Page
St.st. A4	54256	13-66
St.st. A2	54257	13-66

FABORY

54256 **Cotter pin / Borgingsring / Anneau brisé** **MH11**

Material Stainless steel A4



ø x D	✉	Art.number	ø x D	✉	Art.number	ø x D	✉	Art.number
1,0X10*	50	54256.010.010	1,5X20*	20	54256.015.020	1,8X25	20	54256.018.025
1,2X15*	50	54256.012.015						

54257 **Circle cotter pin / Zekeringsring / Anneau double brisé** **MH11**

Material Stainless steel A2



D	✉	Art.number	D	✉	Art.number
10MM*	50	54257.100.001	16MM	50	54257.160.001

ESS Universal rail turnbuckle with quick attach terminal

ESS Universele kabelspanner / Terminaison filetée, architecture et design



Technical Data

Nr.	A	L_1	L_2	Type	WR-ø
54300.000.005	38	143	200	square	4
54300.000.010	38	143	200	round	4

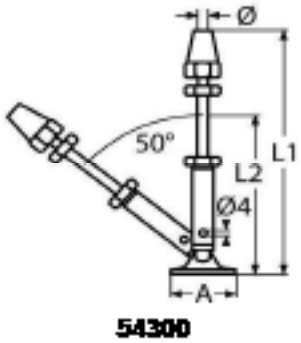

54300

13

54300 **ESS Universal rail turnbuckle with quick attach terminal / ESS Universele kabelspanner / Terminaison filetée, architecture et design** **MH11**

Material Stainless steel A4



Type	✉	Art.number
SQUARE*	1	54300.000.005

ESS Terminal

ESS Terminal / Terminaison filetée



Technical Data

Nr.	A	A_1	A_2	B	D	D_1	D_2	Diameter (d-D)	H	WR-ø	ø
54301.050.030	50	18	27	-	6.3	-	-	M5	-	-	3
54301.060.040	60	25	30	-	7.5	-	-	M6	-	-	4
54301.080.050	70	31	31	-	9.0	-	-	M8	-	-	5
54301.100.060	85	37	40	-	12.5	-	-	M10	-	-	6
54302.050.030	50	18	27	-	6.3	-	-	M5	-	-	3
54302.060.040	60	25	30	-	7.5	-	-	M6	-	-	4
54302.080.050	70	31	31	-	9.0	-	-	M8	-	-	5
54302.100.060	85	37	40	-	12.5	-	-	M10	-	-	6
54303.050.030	55	20	28	-	6.3	-	-	M5	-	-	3
54303.060.040	65	22	36	-	7.5	-	-	M6	-	-	4
54303.060.050	70	22	41	-	9.0	-	-	M8	-	-	5
54303.080.060	85	25	53	-	12.5	-	-	M10	-	-	6
54304.050.030	55	20	28	-	6.3	-	-	M5	-	-	3
54304.060.040	65	22	36	-	7.5	-	-	M6	-	-	4
54304.060.050	70	22	41	-	9.0	-	-	M6	-	-	5
54304.080.060	85	25	53	-	12.5	-	-	M8	-	-	6
54305.050.001	40	20	-	8	5.0	-	-	M5	10	-	-
54305.060.001	47	25	-	8	6	-	-	M6	10	-	-
54305.080.001	52	25	-	10	8.0	-	-	M8	12	-	-
54305.100.001	72	45	-	12	10.0	-	-	M10	14	-	-
54306.050.001	40	20	-	8	5.0	-	-	M5	10	-	-
54306.060.001	47	25	-	8	6	-	-	M6	10	-	-
54306.080.001	52	25	-	10	8.0	-	-	M8	12	-	-
54306.100.001	72	45	-	12	10.0	-	-	M10	14	-	-
54307.050.001	45	23	-	-	5.5	-	-	M5	3	-	-
54307.060.001	47	28	-	-	6.5	-	-	M6	4	-	-
54307.080.001	55	40	-	-	8.5	-	-	M8	5	-	-
54307.100.001	65	47	-	-	10.5	-	-	M10	6	-	-
54308.050.001	45	23	-	-	5.5	-	-	M5	3	-	-
54308.060.001	47	28	-	-	6.5	-	-	M6	4	-	-
54308.080.001	55	40	-	-	8.5	-	-	M8	5	-	-
54308.100.001	65	47	-	-	10.5	-	-	M10	6	-	-
54309.050.001	55	27	-	8	7.5	5	-	M5	10	-	-
54309.060.001	60	30	-	9	8.0	6	-	M6	10	-	-
54309.080.001	65	31	-	10	12.0	8	-	M8	12	-	-
54309.100.001	75	40	-	12	14.0	10	-	M10	12	-	-
54310.050.001	55	27	-	8	7.5	5	-	M5	10	-	-
54310.060.001	60	30	-	9	8.0	6	-	M6	10	-	-
54310.080.001	65	31	-	10	12.0	8	-	M8	12	-	-
54310.100.001	75	40	-	12	14.0	10	-	M10	12	-	-
54311.050.001	55	-	-	-	-	-	-	M5	-	-	-
54311.060.001	65	-	-	-	-	-	-	M6	-	-	-
54311.080.001	70	-	-	-	-	-	-	M8	-	-	-
54311.100.001	85	-	-	-	-	-	-	M10	-	-	-
54312.000.005	80	45	30	-	12.0	-	-	M6	-	3+4	-
54312.100.005	80	45	30	-	12.0	-	-	M6	-	3+4	-
54313.050.001	65	30	30	-	-	-	-	M5	-	-	-
54313.060.001	65	30	30	-	-	-	-	M6	-	-	-
54313.080.001	65	30	30	-	-	-	-	M8	-	-	-
54313.100.001	85	40	40	-	-	-	-	M10	-	-	-
54313.120.001	105	50	50	-	-	-	-	M12	-	-	-
54314.030.001	40	18	-	-	6.3	-	6.5	-	5	-	3
54314.040.001	52	24	-	-	7.5	-	8.5	-	6	-	4
54314.050.001	62	30	-	-	9.0	-	9.5	-	7	-	5
54314.060.001	75	36	-	-	12.5	-	13	-	8	-	6

FABORY

Technical Data

Nr.	A	A_1	A_2	B	D	D_1	D_2	Diameter (d-D)	H	WR-ø	ø
54315.030.001	55	-	-	8	6.3	5	-	-	10	-	3
54315.040.001	65	-	-	8	7.5	6	-	-	10	-	4
54315.050.001	70	-	-	10	8.9	6	-	-	12	-	5
54315.060.001	85	-	-	12	12.4	10	-	-	14	-	6

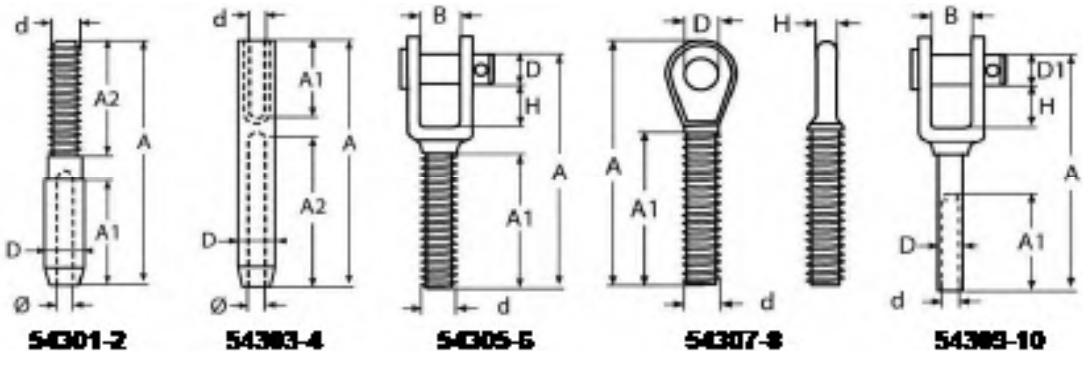

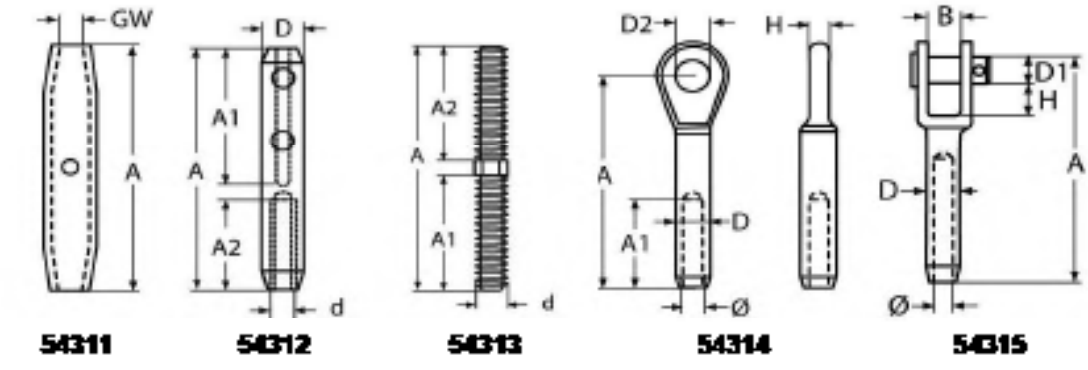

Article groups

Material	Code	Page
St.st. A4	54301	13-68
St.st. A4	54302	13-69
St.st. A4	54303	13-69
St.st. A4	54304	13-69
St.st. A4	54305	13-69
St.st. A4	54306	13-69
St.st. A4	54307	13-69
St.st. A4	54308	13-70
St.st. A4	54309	13-70
St.st. A4	54310	13-70
St.st. A4	54311	13-70
St.st. A4	54312	13-70
St.st. A4	54313	13-70
St.st. A4	54314	13-71
St.st. A4	54315	13-71

13

54301 **ESS Swage stud right thread / ESS Draadterminal rechtse draad / ESS Terminaison filetée, pas à droite** **MH11**

Material Stainless steel A4



d / WR-ø	✉	Art.number	d / WR-ø	✉	Art.number	d / WR-ø	✉	Art.number
M5/3MM*	10	54301.050.030	M8/5MM*	5	54301.080.050	M10/6MM*	5	54301.100.060
M6/4MM*	10	54301.060.040						

54302 ESS Swage stud left thread / ESS Draadterminal linkse draad / ESS Terminaison filetée, pas à gauche MH11

Material Stainless steel A4



d / WR-ø	✉	Art.number	d / WR-ø	✉	Art.number	d / WR-ø	✉	Art.number
M5/3MM*	10	54302.050.030	M8/5MM*	5	54302.080.050	M10/6MM*	5	54302.100.060
M6/4MM*	10	54302.060.040						

54303 ESS Swage stud with internal right thread / ESS Binnendraadterminal rechtse draad / ESS Terminaison avec filetage interne, pas à droite MH11

Material Stainless steel A4



d / WR-ø	✉	Art.number	d / WR-ø	✉	Art.number	d / WR-ø	✉	Art.number
M5/3MM RI*	10	54303.050.030	M6/5MM RI*	5	54303.060.050	M8/6MM RI*	5	54303.080.060
M6/4MM RI*	10	54303.060.040						

54304 ESS Swage stud with internal left thread / ESS Binnendraadterminal linkse draad / ESS Terminaison avec filetage interne, pas à gauche MH11

Material Stainless steel A4



d / WR-ø	✉	Art.number	d / WR-ø	✉	Art.number	d / WR-ø	✉	Art.number
M5/3MM LE*	10	54304.050.030	M6/5MM LE*	5	54304.060.050	M8/6MM LE*	5	54304.080.060
M6/4MM LE*	10	54304.060.040						

54305 ESS Threaded jaw right thread / ESS Vork met draad, rechtse draad / ESS Embout à chape fixe, pas à droite MH11

Material Stainless steel A4



d	✉	Art.number	d	✉	Art.number	d	✉	Art.number
M5*	10	54305.050.001	M8*	5	54305.080.001	M10*	5	54305.100.001
M6*	10	54305.060.001						

54306 ESS Threaded jaw left thread / ESS Vork met draad, linkse draad / ESS Embout à chape fixe, pas à gauche MH11

Material Stainless steel A4



d	✉	Art.number	d	✉	Art.number	d	✉	Art.number
M5*	10	54306.050.001	M8*	5	54306.080.001	M10*	5	54306.100.001
M6*	1	54306.060.001						

54307 ESS Threaded eye right thread / ESS Oog met draad, rechtse draad / ESS Embout à oeil fixe, pas à droite MH11

Material Stainless steel A4



d	✉	Art.number	d	✉	Art.number	d	✉	Art.number
M5*	10	54307.050.001	M8*	5	54307.080.001	M10	5	54307.100.001
M6*	10	54307.060.001						

FABORY

54308 ESS Threaded eye left thread / ESS Oog met draad, linkse draad / ESS Embout a oeil fixe, pas à gauche — MH11

Material Stainless steel A4



d	✉	Art.number	d	✉	Art.number	d	✉	Art.number
M5*	10	54308.050.001	M8*	5	54308.080.001	M10*	5	54308.100.001
M6*	10	54308.060.001						

54309 ESS Jaw with internal right thread / ESS Vork met binnendraad, rechtse draad / ESS Embout à chape fixe avec filetage interne, pas à droite — MH11

Material Stainless steel A4



d	✉	Art.number	d	✉	Art.number	d	✉	Art.number
M5*	10	54309.050.001	M8*	5	54309.080.001	M10*	5	54309.100.001
M6*	10	54309.060.001						

54310 ESS Jaw with internal left thread / ESS Vork met binnendraad, linkse draad / ESS Embout à chape fixe avec filetage interne, pas à droite — MH11

Material Stainless steel A4



d	✉	Art.number	d	✉	Art.number	d	✉	Art.number
M5*	10	54310.050.001	M8*	5	54310.080.001	M10*	5	54310.100.001
M6*	10	54310.060.001						

54311 ESS Body of turnbuckle / ESS Huls tussenstuk / ESS Cage fermé à ridoir — MH11

Material Stainless steel A4



d	✉	Art.number	d	✉	Art.number	d	✉	Art.number
M5*	10	54311.050.001	M8*	5	54311.080.001	M10*	5	54311.100.001
M6*	10	54311.060.001						

54312 ESS Screw terminal for self-assembly / ESS Schroefterminal / ESS Serre câble avec filetage interne, droite ou gauche — MH11

Material Stainless steel A4



d / WR-ø	✉	Art.number	d / WR-ø	✉	Art.number
M6/3+4MM LE*	5	54312.000.005	M6/3+4MM RI*	5	54312.100.005

54313 ESS Stud bolt right and left thread / ESS Studbolt, linkse en rechtse draad / ESS Terminaison filetée, pas à droite et pas à gauche — MH11

Material Stainless steel A4



d	✉	Art.number	d	✉	Art.number	d	✉	Art.number
M5*	10	54313.050.001	M8*	5	54313.080.001	M12*	5	54313.120.001
M6*	10	54313.060.001	M10*	5	54313.100.001			

13

54314 **ESS Eye terminal / ESS Oogterminal / ESS Embout à oeil à sertir inox** **MH11**

Material Stainless steel A4



WR-ø	✉	Art.number	WR-ø	✉	Art.number	WR-ø	✉	Art.number
3MM*	10	54314.030.001	5MM*	5	54314.050.001	6MM*	5	54314.060.001
4MM*	10	54314.040.001						

54315 **ESS Fork terminal / ESS Vorkterminal / ESS Embout à chape fixe à sertir** **MH11**

Material Stainless steel A4



WR-ø	✉	Art.number	WR-ø	✉	Art.number	WR-ø	✉	Art.number
3MM*	10	54315.030.001	5MM*	5	54315.050.001	6MM*	5	54315.060.001
4MM*	10	54315.040.001						

ESS Terminal with head

ESS Terminal met kop / Terminaison tête cylindrique



Technical Data

Nr.	A	A_1	A_2	D	D_1	D_2	Diameter (d-D)	ø
54316.030.001	34	27	2	8.0	6.3	-	-	3
54316.040.001	43	35	2	9.5	7.5	-	-	4
54316.050.001	50	40	3	13.0	9	-	-	5
54316.060.001	64	50	3	16.5	12.5	-	-	6
54317.030.001	25	18	2	9.0	5.5	3.3	-	3
54317.040.001	30	24	2	11.0	6.5	4.3	-	4
54317.050.001	35	28	2.5	13.0	7.5	5.3	-	5
54317.060.001	40	32	3	16.0	9	6.3	-	6
54318.050.001	25	18	4	12.0	7.5	-	M5	-
54318.060.001	30	24	4	12.0	8	-	M6	-
54318.080.001	35	28	5	16.0	12	-	M8	-
54318.100.001	40	32	6	20	14	-	M10	-

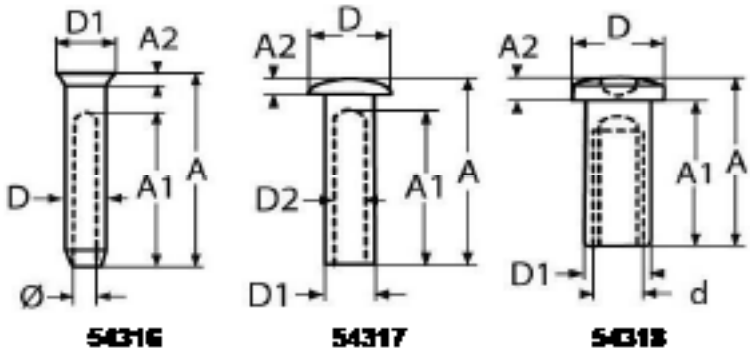

Article groups

Material	Code	Page
St.st. A4	54316	13-72
St.st. A4	54317	13-72
St.st. A4	54318	13-72

54316	ESS Cone terminal / ESS Terminal verzonken kop / ESS Teminaison tête plate à sertir	MH11

Material Stainless steel A4



WR-ø	✉	Art.number	WR-ø	✉	Art.number	WR-ø	✉	Art.number
3MM*	10	54316.030.001	5MM*	5	54316.050.001	6MM*	5	54316.060.001
4MM*	10	54316.040.001						

54317	ESS Dome head terminal / ESS Terminal bolcilinder kop / ESS Terminaison tête cylindrique	MH11

Material Stainless steel A4



WR-ø	✉	Art.number	WR-ø	✉	Art.number	WR-ø	✉	Art.number
3MM*	10	54317.030.001	5MM*	5	54317.050.001	6MM*	5	54317.060.001
4MM*	10	54317.040.001						

54318	ESS Dome case nut with internal thread and hexagon socket right thread / ESS Terminal met binnenzeskant / ESS Terminaison TBHC avec filetage interne, pas à droite	MH11

Material Stainless steel A4



d	✉	Art.number	d	✉	Art.number	d	✉	Art.number
M5*	10	54318.050.001	M8*	5	54318.080.001	M10*	5	54318.100.001
M6*	10	54318.060.001						

ESS Dowel screw

ESS Stokschroef / Goujon double filet



Technical Data

Nr.	Diameter (d-D)	L_1	L_2	Length (L) (mm)
54319.050.001	M5	43	32	80
54319.060.001	M6	50	35	90
54319.080.001	M8	65	55	130
54319.100.001	M10	75	55	150
54320.050.001	M5	43	32	80
54320.060.001	M6	50	35	90
54320.080.001	M8	65	55	130
54320.100.001	M10	75	55	150

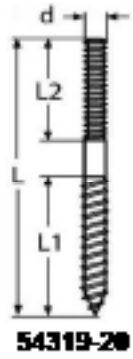

Article groups

Material	Code	Page
St.st. A4	54319	13-73
St.st. A4	54320	13-73

54319 **ESS Dowel screw with right thread / ESS Stokschroef met rechtse draad / ESS Goujon double filet, pas à droite** **MH11**

Material Stainless steel A4



d	✉	Art.number	d	✉	Art.number	d	✉	Art.number
M5*	5	54319.050.001	M8	5	54319.080.001	M10*	5	54319.100.001
M6	5	54319.060.001						

54320 **ESS Dowel screw with left thread / ESS Stokschroef met linkse draad / ESS Goujon double filet, pas à gauche** **MH11**

Material Stainless steel A4



d	✉	Art.number	d	✉	Art.number	d	✉	Art.number
M5*	5	54320.050.001	M8*	5	54320.080.001	M10*	5	54320.100.001
M6	5	54320.060.001						

ESS Nut for turnbuckle

ESS Moer voor wantspanner / Écrou pour ridoir



Technical Data

Nr.	A	Diameter (d-D)	S	Type
54321.050.001	7.9	M5	3.8	R5
54321.050.002	7.9	M5	3.8	L5
54321.060.001	9.8	M6	4.8	R6
54321.060.002	9.8	M6	4.8	L6
54321.080.001	10.0	M8	5.0	R8
54321.080.002	10.0	M8	5.0	L8
54321.100.001	12.7	M10	6.2	R10
54321.100.002	12.7	M10	6.2	L10
54321.120.001	17.0	M12	8.0	R12
54321.120.002	17.0	M12	8.0	L12
54321.140.001	22.0	M14	11.0	R14
54321.140.002	22.0	M14	11.0	L14
54321.160.001	24.0	M16	13.0	R16
54321.160.002	24.0	M16	13.0	L16
54321.200.001	26.5	M20	14.5	R20
54321.200.002	26.5	M20	14.5	L20

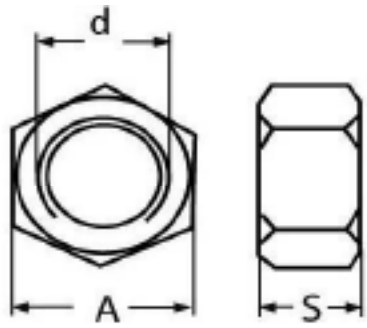

54321	ESS Nut for turnbuckle / ESS Moer voor wantspanner / Écrou pour ridoir	MH11
Material	Stainless steel A4	



Type	✉	Art.number	Type	✉	Art.number	Type	✉	Art.number
M5 RI*	10	54321.050.002	M10 LE*	10	54321.100.001	M14 RI*	5	54321.140.002
M6 LE*	10	54321.060.001	M10 RI*	10	54321.100.002	M16 LE*	5	54321.160.001
M6 RI*	10	54321.060.002	M12 LE*	10	54321.120.001	M16 RI*	5	54321.160.002
M8 LE*	10	54321.080.001	M12 RI*	10	54321.120.002	M20 LE*	5	54321.200.001
M8 RI*	10	54321.080.002	M14 LE*	5	54321.140.001	M20 RI*	5	54321.200.002

ESS Cross wire rope clip

ESS Kruisdraadklem / Serre câble en croisillons



Technical Data

Nr.	A	A_1	A_2	D	Diameter (d-D)	WR-ø
54322.030.001	19	11	14	20	M12	3
54322.040.001	21	13	16	20	M12	4
54322.050.001	23	13	18	20	M12	5
54322.060.001	25	15	20	20	M12	6

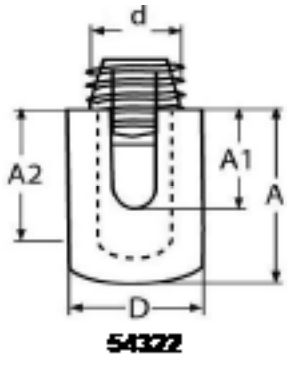

54322	ESS Cross wire rope clip / ESS Kruisdraadklem / Serre câble en croisillons	MH11

Material Stainless steel A4



WR-ø	✉	Art.number	WR-ø	✉	Art.number	WR-ø	✉	Art.number
3MM*	10	54322.030.001	5MM*	5	54322.050.001	6MM*	5	54322.060.001
4MM	10	54322.040.001						

ESS Solid ball

ESS Massieve kogel / Boule massive avec filetage intérieur



Technical Data

Nr.	A	D	Diameter (d-D)
54323.015.001	6	15.0	M6
54323.020.001	17	20	M6
54323.025.001	17	25	M6
54323.030.001	18	30	M6
54323.040.001	24	40	M8
54323.050.001	24	50	M8
54324.015.001	6	15.0	M6
54324.020.001	17	20	M6
54324.025.001	17	25	M6
54324.030.001	18	30	M6
54324.040.001	24	40	M8
54324.050.001	24	50	M8

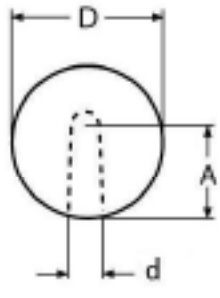

54323-24

Article groups

Material	Code	Page
St.st. A2	54323	13-75
St.st. A2	54324	13-76

13

54323	ESS Solid ball with internal thread blank / ESS Massieve kogel met binnendraad / ESS Boule massive mate avec filetage intérieur	MH11

Material Stainless steel A2



D	✉	Art.number	D	✉	Art.number	D	✉	Art.number
15MM Blank	10	54323.015.001	25MM Blank*	10	54323.025.001	40MM Blank	5	54323.040.001
20MM Blank*	10	54323.020.001	30MM Blank*	10	54323.030.001	50MM Blank	5	54323.050.001

54324	ESS Solid ball with internal thread polished / ESS Massieve kogel met binnendraad, gepolijst / ESS Boule massive pôli avec filetage intérieur	MH11

Material Stainless steel A2



D	✉	Art.number	D	✉	Art.number	D	✉	Art.number
15MM POLISHED*	10	54324.015.001	25MM POLISHED*	10	54324.025.001	40MM POLISHED*	5	54324.040.001
20MM POLISHED*	10	54324.020.001	30MM POLISHED*	10	54324.030.001	50MM POLISHED*	5	54324.050.001

ESS Combination wall bracket

ESS Wandsteun / Support mural pour câble



Technical Data

Nr.	Type
54325.000.005	A
54325.100.005	B

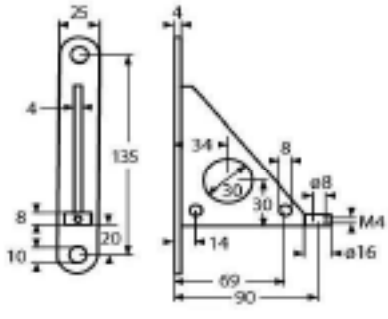

54325 A

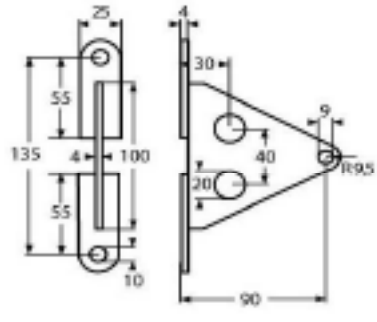

54325 B

54325	ESS Combination wall bracket / ESS Wandsteun / Support mural pour câble	MH11

Material Stainless steel A4



Type	✉	Art.number
TYPE A 135X90	1	54325.000.005
TYPE B 135X90	1	54325.100.005



ESS Ground plate for wall bracket

ESS Grondplaat / Rondelle plate extra-large pour support mural



Technical Data

Nr.	D	D_1	S
54326.058.001	58	14	6

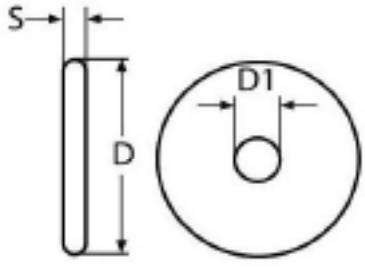

54326

54326	ESS Ground plate for wall bracket / ESS Grondplaat / Rondelle plate extra-large pour support mural	MH11
Material	Stainless steel A2	



D	✉	Art.number
58MM*	10	54326.058.001

FABORY

Hinge

Scharnier / Charnière



Technical Data

Nr.	B	D	L_1	Length (L) (mm)	S	S_1	Type
54500.076.001	38	-	-	76	4	-	-
54500.100.001	38	-	-	100	4	-	-
54502.100.025	25	-	-	100	4	-	-
54503.160.027	27	-	-	160	4	-	-
54514.180.040	40	5.0	-	180	2	9	A
54514.180.041	40	5.0	-	180	2	9	B
54515.160.028	28	4.5	80	160	3	8	-
54517.105.028	28	4.5	53	105	3	8	-
54531.145.038	38	5.5	72.5	145	2	9	-
54532.100.028	28	5.5	50	100	2	9	-
54533.075.038	38	5.5	37.5	75	2	9	-
54533.097.038	38	5.5	48.5	97	2	9	-
54539.102.027	27	3.8	51	102	2	-	-

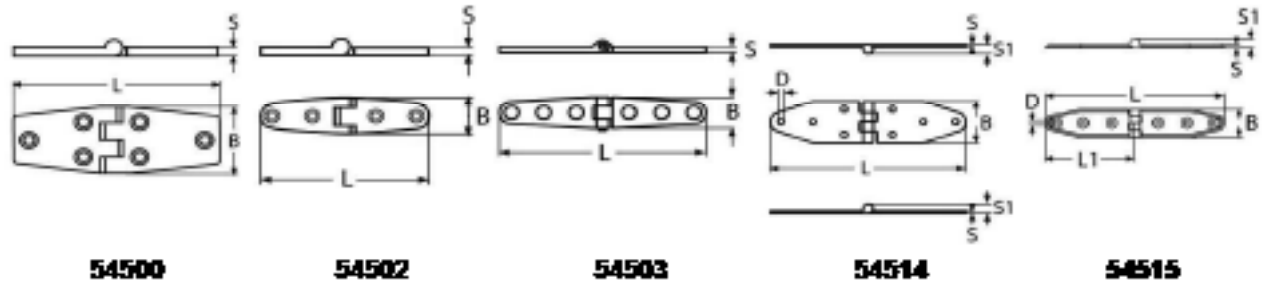

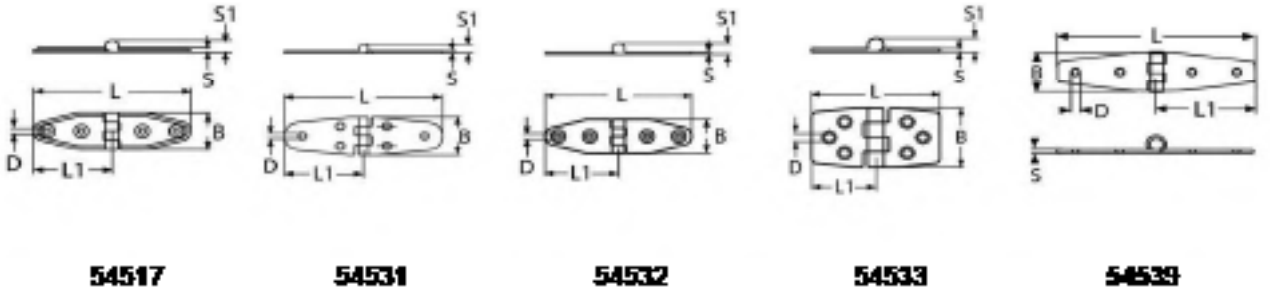

Article groups

Material	Code	Page
St.st. A4	54500	13-79
St.st. A4	54502	13-79
St.st. A4	54503	13-79
St.st. A2	54514	13-79
St.st. A2	54515	13-79
St.st. A2	54517	13-79
St.st. A2	54531	13-79
St.st. A2	54532	13-80
St.st. A2	54533	13-80
St.st. A2	54539	13-80

Go to www.fabory.com for all your tools, safety and metalworking products

54500 **Hinge / Scharnier / Charnière** **MH11**

Material Stainless steel A4



L	✉	Art.number	L	✉	Art.number
76MM	5	54500.076.001	100MM	5	54500.100.001

54502 **Hinge / Scharnier / Charnière** **MH11**

Material Stainless steel A4



L x B	✉	Art.number
100X25	5	54502.100.025

54503 **Hinge / Scharnier / Charnière** **MH11**

Material Stainless steel A4



L x B	✉	Art.number
160X27	5	54503.160.027

54514 **Hinge type A+B / Scharnier type A+B / Charnière découpée** **MH11**

Material Stainless steel A2



L x B	✉	Art.number	L x B	✉	Art.number
TYPE A 180X40*	5	54514.180.040	TYPE B 180X40*	5	54514.180.041

54515 **Hinge / Scharnier / Charnière** **MH11**

Material Stainless steel A2



L x B	✉	Art.number
160X28*	5	54515.160.028

54517 **Hinge / Scharnier / Charnière** **MH11**

Material Stainless steel A2



L x B	✉	Art.number
105X28*	5	54517.105.028

54531 **Hinge / Scharnier / Charnière** **MH11**

Material Stainless steel A2



L x B	✉	Art.number
145X38	5	54531.145.038

FABORY

54532 **Hinge / Scharnier / Charnière** **MH11**

Material Stainless steel A2



L x B	✉	Art.number
100X28*	5	54532.100.028

54533 **Hinge / Scharnier / Charnière** **MH11**

Material Stainless steel A2



L x B	✉	Art.number	L x B	✉	Art.number
75X38*	5	54533.075.038	97X38*	5	54533.097.038

54539 **Hinge / Scharnier / Charnière** **MH11**

Material Stainless steel A2



L x B	✉	Art.number
102X27*	5	54539.102.027

Hinge

Scharnier / Charnière



Technical Data

Nr.	B	D	L_1	Length (L) (mm)	S	S_1	Type
54501.056.038	38	-	-	56	4	-	-
54501.076.038	38	-	-	76	4	-	-
54513.129.040	40	5.0	38	129	2	9	A
54513.129.041	40	5.0	38	129	2	9	B
54516.133.028	28	4.5	80	133	3	8	-
54527.058.038	38	5.5	40	58	2	9	-
54527.068.038	38	5.5	49	68	2	9	-
54528.087.038	38	5.5	38	87	2	9	-
54528.097.038	38	5.5	40	97	2	9	-
54530.110.038	38	5.5	38	110	2	9	-
54537.100.054	54	-	60	100	4	-	-
54537.100.075	75	-	100	152	4	-	-
54537.197.098	98	-	140	197	4	-	-
54540.135.027	27	3.8	50	135	2	-	-
54544.180.038	38	-	60	180	2	-	-
54545.070.038	38	-	35	70	2	-	-

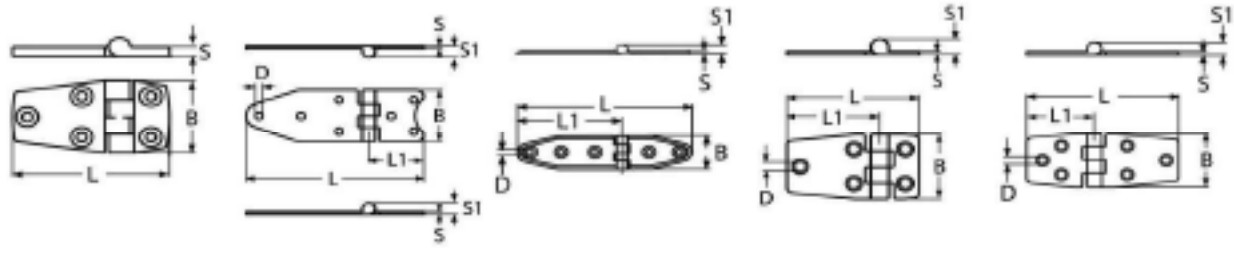

54501 54513 54516 54527 54528

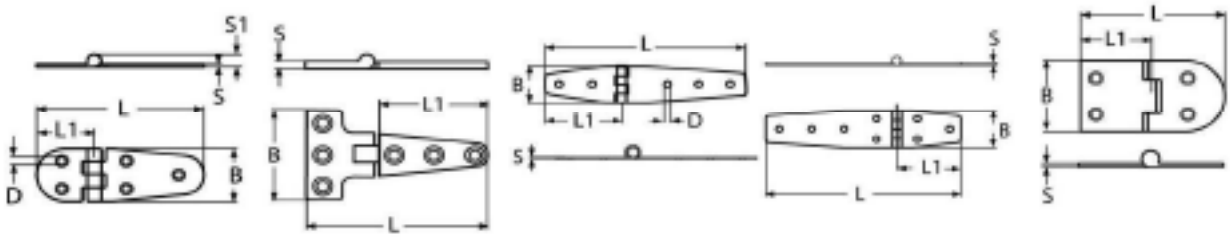

54530 54537 54540 54544 54545

Article groups

Material	Code	Page
St.st. A4	54501	13-81
St.st. A2	54513	13-81
St.st. A2	54516	13-82
St.st. A2	54527	13-82
St.st. A2	54528	13-82
St.st. A2	54530	13-82
St.st. A4	54537	13-82
St.st. A2	54540	13-82
St.st. A2	54544	13-83
St.st. A2	54545	13-83

54501 **Hinge / Scharnier / Charnière** **MH11**

Material Stainless steel A4



L x B	✉	Art.number	L x B	✉	Art.number
56X38	5	54501.056.038	76X38	1	54501.076.038

54513 **Hinge type A+B / Scharnier type A+B / Charnière découpée** **MH11**

Material Stainless steel A2



L x B	✉	Art.number	L x B	✉	Art.number
TYPE A 129X40*	5	54513.129.040	TYPE B 129X40*	5	54513.129.041

13

FABORY

54516 **Hinge / Scharnier / Charnière** **MH11**

Material Stainless steel A2



L x B	✉	Art.number
133X28*	5	54516.133.028

54527 **Hinge / Scharnier / Charnière** **MH11**

Material Stainless steel A2



L x B	✉	Art.number	L x B	✉	Art.number
58X38*	5	54527.058.038	68X38	5	54527.068.038

54528 **Hinge / Scharnier / Charnière** **MH11**

Material Stainless steel A2



L x B	✉	Art.number	L x B	✉	Art.number
87X38*	5	54528.087.038	97X38*	5	54528.097.038

54530 **Hinge / Scharnier / Charnière** **MH11**

Material Stainless steel A2



L x B	✉	Art.number
110X38*	5	54530.110.038

54537 **T-strap hinge / T-scharnier / Charnière en T** **MH11**

Material Stainless steel A4



L x B	✉	Art.number	L x B	✉	Art.number	L x B	✉	Art.number
100X54	1	54537.100.054	152X75	1	54537.100.075	197X98*	1	54537.197.098

54540 **Hinge / Scharnier / Charnière** **MH11**

Material Stainless steel A2



L x B	✉	Art.number
135X27*	5	54540.135.027

13

54544 **Hinge / Scharnier / Charnière** **MH11**

Material Stainless steel A2



L x B	✉	Art.number
180X38*	5	54544.180.038

54545 **Hinge / Scharnier / Charnière** **MH11**

Material Stainless steel A2



L x B	✉	Art.number
70X38*	5	54545.070.038

Hinge

Scharnier / Charnière



Technical Data

Nr.	B	H	L_1	Length (L) (mm)	S
54504.056.038	38	9.5	-	56	4
54504.070.038	38	9.5	-	76	4
54523.152.001	76	-	22	152	3
54526.100.001	87	-	33	100	3
54547.653.821	38	21	45	65	2
54547.653.835	38	35	45	76	2
54548.035.038	38	20	15	35	2

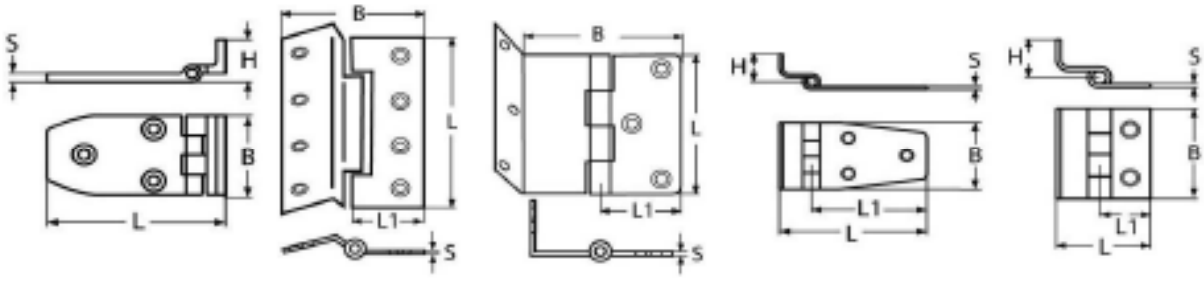

54504 54523 54526 54547 54548

Article groups

Material	Code	Page
St.st. A4	54504	13-84
St.st. A2	54523	13-84
St.st. A4	54526	13-84
St.st. A2	54547	13-84
St.st. A2	54548	13-84

FABORY

54504 **Hinge / Scharnier / Charnière** **MH11**

Material Stainless steel A4



L x B	✉	Art.number	L x B	✉	Art.number
56X38*	5	54504.056.038	70X38*	5	54504.070.038

54523 **Hinge / Scharnier / Charnière** **MH11**

Material Stainless steel A2



L	✉	Art.number
152MM*	1	54523.152.001

54526 **Hinge / Scharnier / Charnière** **MH11**

Material Stainless steel A4



L	✉	Art.number
100MM*	1	54526.100.001

54547 **Hinge / Scharnier / Charnière** **MH11**

Material Stainless steel A2



L x B x H	✉	Art.number	L x B x H	✉	Art.number
65X38X21*	5	54547.653.821	65X38X35*	5	54547.653.835

54548 **Hinge / Scharnier / Charnière** **MH11**

Material Stainless steel A2



L x B	✉	Art.number
35X38	5	54548.035.038

13

Hinge

Scharnier / Charnière



Technical Data

Nr.	B	D	L_1	Length (L) (mm)	S	S_1
54505.038.038	38	-	-	38	4	-
54505.050.050	50	-	-	50	4	-
54506.090.038	38	-	-	90	3	-
54508.075.075	75	10.0	-	75	2	-
54509.100.075	75	11.0	-	100	2.5	-
54518.038.038	38	5.5	19	38	2	9
54518.068.038	38	5.5	34	68	2	9
54520.049.001	37	-	24.5	49	2	-
54521.050.001	50	-	25	50	2	-
54524.075.001	70	-	35	75	3	-
54525.100.001	71	-	35.5	152	3.5	-
54529.075.038	38	5.5	37.5	75	2	9
54534.050.035	35	3.3	-	50	1.7	8
54534.062.040	40	3.3	-	62	1.7	8
54534.075.048	50	5.5	-	78	1.7	8
54534.100.054	54	6.6	-	100	1.7	8

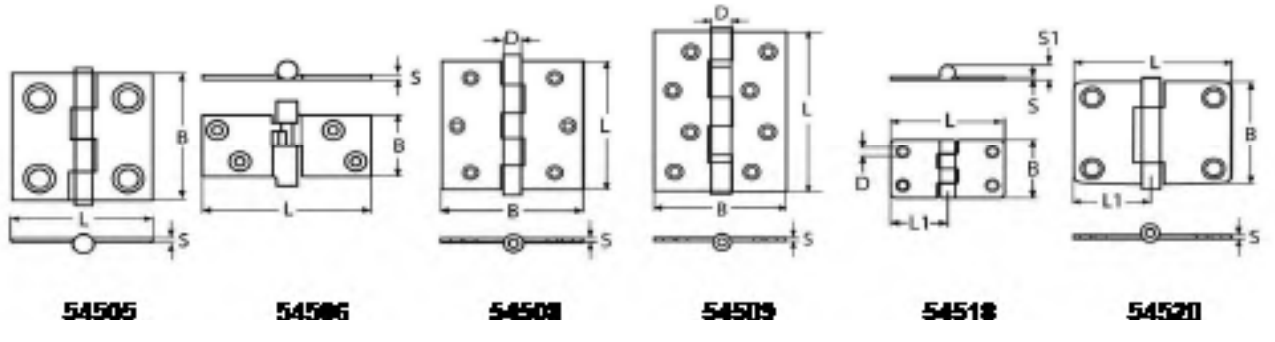

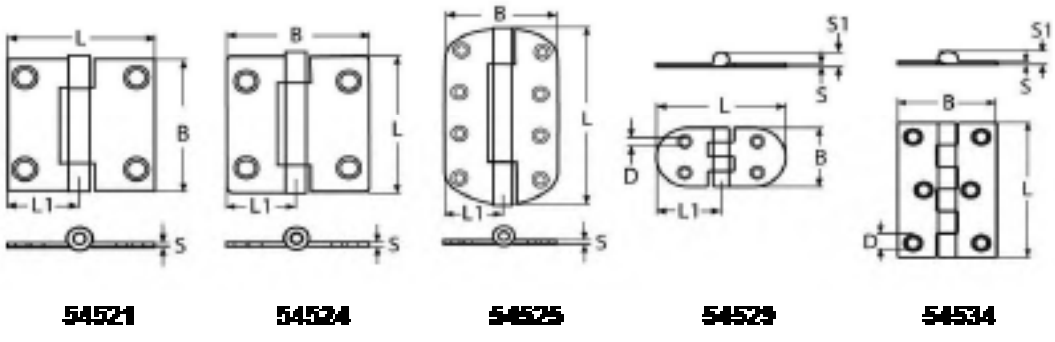

Article groups

Material	Code	Page
St.st. A4	54505	13-86
St.st. A4	54506	13-86
St.st. A2	54508	13-86
St.st. A2	54509	13-86
St.st. A2	54518	13-86
St.st. A2	54520	13-86
St.st. A2	54521	13-87

FABORY

Article groups

Material	Code	Page
St.st. A4	54524	13-87
St.st. A4	54525	13-87
St.st. A2	54529	13-87
St.st. A2	54534	13-87

54505 Hinge / Scharnier / Charnière **MH11**

Material Stainless steel A4



L x B	✉	Art.number	L x B	✉	Art.number
38X38	5	54505.038.038	50X50	5	54505.050.050

54506 Take-apart motor box hinge / Scharnier motorklep / Charnière demontable **MH11**

Material Stainless steel A4



L x B	✉	Art.number
90X38*	5	54506.090.038

54508 Hinge heavy duty / Scharnier zware uitvoering / Charnière lourde **MH11**

Material Stainless steel A2



L x B	✉	Art.number
75X75	5	54508.075.075

54509 Hinge heavy duty, long / Scharnier zware uitvoering / Charnière lourde **MH11**

Material Stainless steel A2



L x B	✉	Art.number
100X75	5	54509.100.075

54518 Hinge / Scharnier / Charnière **MH11**

Material Stainless steel A2



L x B	✉	Art.number	L x B	✉	Art.number
38X38	5	54518.038.038	68X38	5	54518.068.038

54520 Hinge / Scharnier / Charnière **MH11**

Material Stainless steel A2



L	✉	Art.number
49MM*	5	54520.049.001

13

54521 **Hinge / Scharnier / Charnière** **MH11**

Material Stainless steel A2



L	✉	Art.number
50MM	5	54521.050.001

54524 **Hinge / Scharnier / Charnière** **MH11**

Material Stainless steel A4



L	✉	Art.number
75MM	2	54524.075.001

54525 **Hinge / Scharnier / Charnière** **MH11**

Material Stainless steel A4



L	✉	Art.number
152MM*	2	54525.100.001

54529 **Hinge / Scharnier / Charnière** **MH11**

Material Stainless steel A2



L x B	✉	Art.number
75X38*	5	54529.075.038

54534 **Hinge / Scharnier / Charnière** **MH11**

Material Stainless steel A2



L x B	✉	Art.number	L x B	✉	Art.number	L x B	✉	Art.number
50X35	5	54534.050.035	78X50	5	54534.075.048	100X54	5	54534.100.054
62X40	5	54534.062.040						

FABORY

Hinge

Scharnier / Charnière



Technical Data

Nr.	B	Length (L) (mm)	S
54507.074.065	65	74	6

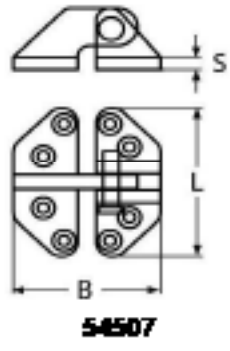

54507 **Hinge / Scharnier / Charnière** **MH11**

Material Stainless steel A4



L x B	✉	Art.number
74X65*	2	54507.074.065

13

Hinge

Scharnier / Paumelle



Technical Data

Nr.	B	C	D	L_1	Length (L) (mm)	S	Type
54511.100.080	80	-	14.0	-	100	3	L
54511.100.081	80	-	14.0	-	100	3	R
54512.037.037	37	12.5	13.5	23	37	2.6	R
54512.137.137	37	12.5	13.5	23	37	2.6	L

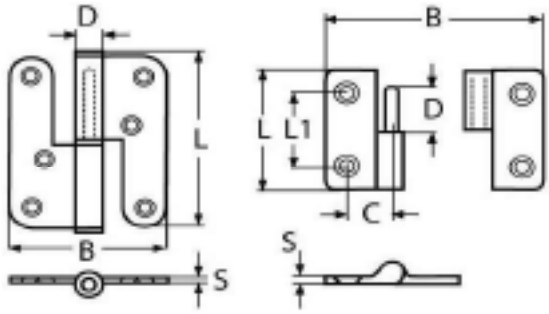

Article groups

Material	Code	Page
St.st. A2	54511	13-89
St.st. A4	54512	13-89

54511 **Two-part door hinge right or left / Deurscharnier 2-delig, rechts of links / Paumelle** **MH11**

Material Stainless steel A2



L x B	✉	Art.number	L x B	✉	Art.number
100X80 Left	2	54511.100.080	100X80 Right	2	54511.100.081

54512 **Two-part hinge right or left / Scharnier 2-delig, rechts of links / Paumelle** **MH11**

Material Stainless steel A4



L x B	✉	Art.number	L x B	✉	Art.number
37X37 Left	5	54512.037.037	37X37 Right	5	54512.137.137

FABORY

Hinge

Scharnier / Charnière



Technical Data

Nr.	B	D	L_1	Length (L) (mm)	S	S_1
54519.071.001	40	-	35.5	71	2	-
54522.050.001	50	-	25	50	2	-
54538.066.030	30	-	33	66	2	-
54573.070.042	42	6	35	70	2.2	7.5
54574.052.042	42	6	26	52	2.2	7.5

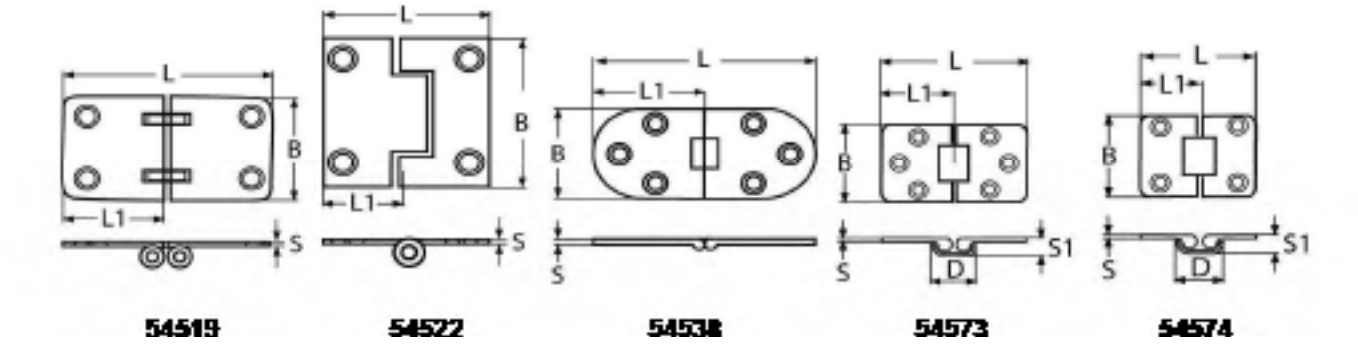

Article groups

Material	Code	Page
St.st. A2	54519	13-90
St.st. A2	54522	13-90
St.st. A4	54538	13-91
St.st. A4	54573	13-91
St.st. A4	54574	13-91

54519 **Hinge / Scharnier / Charnière** **MH11**

Material Stainless steel A2



L	✉	Art.number
71MM*	5	54519.071.001

54522 **Hinge / Scharnier / Charnière** **MH11**

Material Stainless steel A2



L	✉	Art.number
50MM*	5	54522.050.001

13

54538 **Hinge / Scharnier / Charnière** **MH11**

Material Stainless steel A4



L x B	✉	Art.number
66X30*	5	54538.066.030

54573 **Hinge / Scharnier / Charnière** **MH11**

Material Stainless steel A4



L x B	✉	Art.number
70X42*	5	54573.070.042

54574 **Hinge / Scharnier / Charnière** **MH11**

Material Stainless steel A4



L x B	✉	Art.number
52X42*	5	54574.052.042

Hinge

Scharnier / Charnière triple



Technical Data

Nr.	B	Length (L) (mm)	S
54535.098.037	37	98	1.5
54536.085.001	30	85	1.5

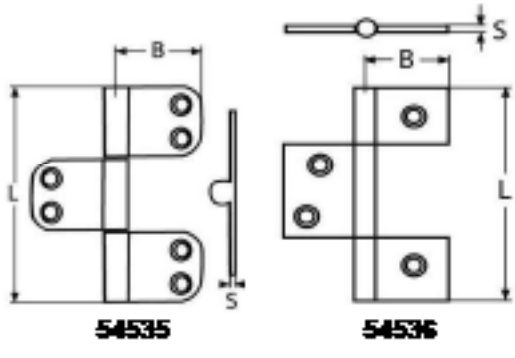

Article groups

Material	Code	Page
St.st. A4	54535	13-92
St.st. A2	54536	13-92

FABORY

54535	Hinge / Scharnier / Charnière triple	MH11
Material	Stainless steel A4	



L x B	✉	Art.number
98X37*	1	54535.098.037

54536	Weld-on hinge / Lasscharnier / Charnière triple à souder	MH11
Material	Stainless steel A2	



L	✉	Art.number
85MM*	5	54536.085.001

Hinge

Scharnier / Charnière



Technical Data

Nr.	B	L_1	Length (L) (mm)	S
54541.075.056	78	28	56	2
54541.078.056	78	28	56	2
54542.067.048	48	36.5	67	2
54543.051.035	35	25.5	51	2

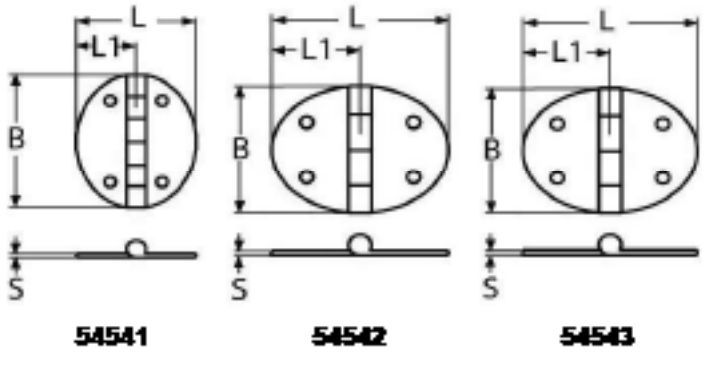

13

Article groups

Material	Code	Page
St.st. A2	54541	13-93
St.st. A2	54542	13-93
St.st. A2	54543	13-93

54541 **Hinge / Scharnier / Charnière** **MH11**

Material Stainless steel A2



B x L		Art.number	B x L		Art.number
78X56*	5	54541.075.056	78X56*	5	54541.078.056

54542 **Hinge / Scharnier / Charnière** **MH11**

Material Stainless steel A2



L x B		Art.number
67X48*	5	54542.067.048

54543 **Hinge / Scharnier / Charnière** **MH11**

Material Stainless steel A2



L x B		Art.number
51X35*	5	54543.051.035

Hinge

Scharnier / Charnière



Technical Data

Nr.	B	H	L_1	Length (L) (mm)	S
54546.127.047	47	41	98	127	2.5

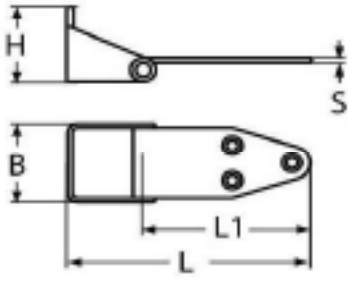

54546

FABORY

54546	Hinge / Scharnier / Charnière	MH11
Material	Stainless steel A2	



L x B	✉	Art.number
127X47*	2	54546.127.047

Hinge, cast

Gegoten scharnier / Charnière, coulée



Technical Data

Nr.	B	L_1	Length (L) (mm)	S
54549.076.040	40	30	76	4
54551.134.065	65	21	134	4
54553.146.065	65	51	146	4
54555.190.065	65	95	190	4
54557.083.065	65	32	83	4
54557.086.065	65	32	83	4
54559.072.065	65	21	72	4
54561.103.065	65	21	103	4
54563.052.061	61	19	52	4
54565.080.065	65	33	80	4
54567.070.040	40	30	70	3.5
54569.126.040	40	40	126	3.5
54571.127.065	65	32	127	4

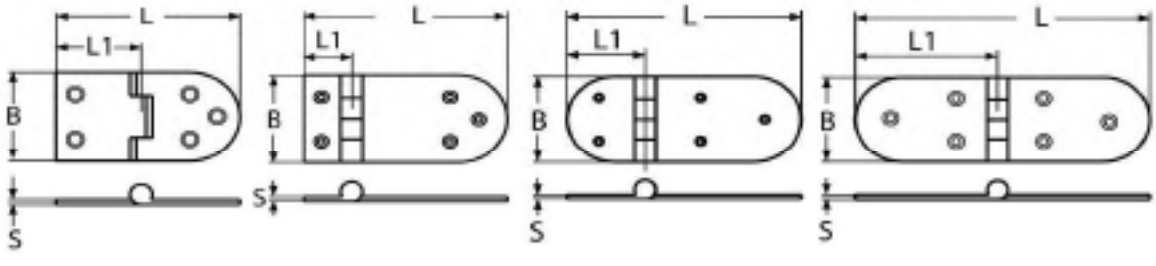

54549 54551 54553-69 54555

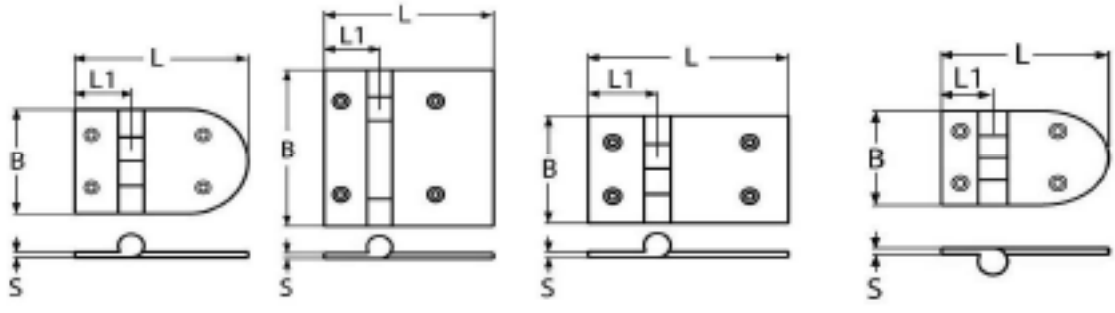

54557-59-61-71 54563 54565 54567

13

Article groups

Material	Code	Page
St.st. A4	54549	13-95
St.st. A4	54551	13-95
St.st. A4	54553	13-95
St.st. A4	54555	13-95
St.st. A4	54557	13-95
St.st. A4	54559	13-96
St.st. A4	54561	13-96
St.st. A4	54563	13-96
St.st. A4	54565	13-96
St.st. A4	54567	13-96
St.st. A4	54569	13-96
St.st. A4	54571	13-96

54549 **Hinge, cast / Gegoten scharnier / Charnière, coulée** **MH11**

Material Stainless steel A4



L x B	✉	Art.number
76X40*	2	54549.076.040

54551 **Hinge, cast / Gegoten scharnier / Charnière, coulée** **MH11**

Material Stainless steel A4



L x B	✉	Art.number
134X65*	2	54551.134.065

54553 **Hinge, cast / Gegoten scharnier / Charnière, coulée** **MH11**

Material Stainless steel A4



L x B	✉	Art.number
146X65*	2	54553.146.065

54555 **Hinge, cast / Gegoten scharnier / Charnière, coulée** **MH11**

Material Stainless steel A4



L x B	✉	Art.number
190X65*	2	54555.190.065

54557 **Hinge, cast / Gegoten scharnier / Charnière, coulée** **MH11**

Material Stainless steel A4



L x B	✉	Art.number	L x B	✉	Art.number
83X65*	2	54557.083.065	83X65*	2	54557.086.065

FABORY

54559	Hinge, cast / Gegoten scharnier / Charnière, coulée	MH11
Material	Stainless steel A4	



L x B	✉	Art.number
72X65*	2	54559.072.065

54561	Hinge, cast / Gegoten scharnier / Charnière, coulée	MH11
Material	Stainless steel A4	



L x B	✉	Art.number
103X65*	2	54561.103.065

54563	Hinge, cast / Gegoten scharnier / Charnière, coulée	MH11
Material	Stainless steel A4	



L x B	✉	Art.number
52X61*	2	54563.052.061

54565	Hinge, cast / Gegoten scharnier / Charnière, coulée	MH11
Material	Stainless steel A4	



L x B	✉	Art.number
80X65*	2	54565.080.065

54567	Hinge, cast / Gegoten scharnier / Charnière, coulée	MH11
Material	Stainless steel A4	



L x B	✉	Art.number
70X40*	2	54567.070.040

54569	Hinge, cast / Gegoten scharnier / Charnière, coulée	MH11
Material	Stainless steel A4	



L x B	✉	Art.number
126X40*	2	54569.126.040

54571	Hinge, cast / Gegoten scharnier / Charnière, coulée	MH11
Material	Stainless steel A4	



L x B	✉	Art.number
127X65*	2	54571.127.065

13

Hinge with thread, cast

Gegoten scharnier met draad / Charnière de pont



Technical Data

Nr.	B	L_1	Length (L) (mm)	S
54550.076.040	40	30	76	4
54552.134.065	65	21	134	4
54554.146.065	65	51	146	4
54556.190.065	65	95	190	4
54558.083.065	65	32	83	4
54560.072.065	72	21	65	4
54562.103.065	65	21	103	4
54564.052.061	61	19	52	4
54566.070.040	65	33	80	4
54568.070.040	40	30	70	3.5
54570.126.040	40	40	126	3.5
54572.127.065	65	32	127	4

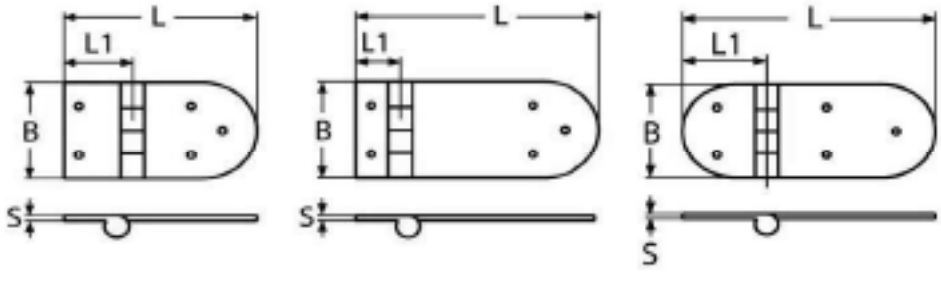

54550-72 54552 54554-70

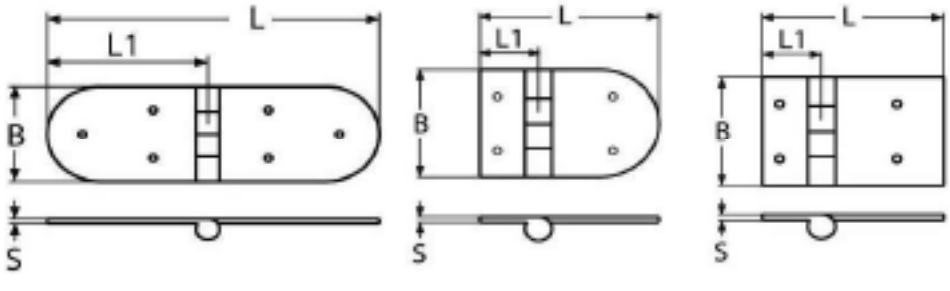

54556 54558-62-68 54564-66

13

Article groups

Material	Code	Page
St.st. A4	54550	13-98
St.st. A4	54552	13-98
St.st. A4	54554	13-98
St.st. A4	54556	13-98
St.st. A4	54558	13-98
St.st. A4	54562	13-98
St.st. A4	54564	13-99
St.st. A4	54566	13-99
St.st. A4	54568	13-99
St.st. A4	54570	13-99
St.st. A4	54572	13-99

FABORY

54550	Hinge with thread, cast / Gegoten scharnier met draad / Charnière de pont	MH11

Material Stainless steel A4



L x B	✉	Art.number
76X40*	2	54550.076.040

54552	Hinge with thread, cast / Gegoten scharnier met draad / Charnière de pont	MH11

Material Stainless steel A4



L x B	✉	Art.number
134X65*	2	54552.134.065

54554	Hinge with thread, cast / Gegoten scharnier met draad / Charnière de pont	MH11

Material Stainless steel A4



L x B	✉	Art.number
146X65*	2	54554.146.065

54556	Hinge with thread, cast / Gegoten scharnier met draad / Charnière de pont	MH11

Material Stainless steel A4



L x B	✉	Art.number
190X65*	2	54556.190.065

54558	Hinge with thread, cast / Gegoten scharnier met draad / Charnière de pont	MH11

Material Stainless steel A4



L x B	✉	Art.number
83X65*	2	54558.083.065

54562	Hinge with thread, cast / Gegoten scharnier met draad / Charnière de pont	MH11

Material Stainless steel A4



L x B	✉	Art.number
103X65*	2	54562.103.065

13

54564 **Hinge with thread, cast / Gegoten scharnier met draad / Charnière de pont** **MH11**

Material Stainless steel A4



L x B	✉	Art.number
52X61*	2	54564.052.061

54566 **Hinge with thread, cast / Gegoten scharnier met draad / Charnière de pont** **MH11**

Material Stainless steel A4



L x B	✉	Art.number
80X65*	2	54566.070.040

54568 **Hinge with thread, cast / Gegoten scharnier met draad / Charnière de pont** **MH11**

Material Stainless steel A4



L x B	✉	Art.number
70X40*	2	54568.070.040

54570 **Hinge with thread, cast / Gegoten scharnier met draad / Charnière de pont** **MH11**

Material Stainless steel A4



L x B	✉	Art.number
126X40*	2	54570.126.040

54572 **Hinge with thread, cast / Gegoten scharnier met draad / Charnière de pont** **MH11**

Material Stainless steel A4



L x B	✉	Art.number
127X65*	2	54572.127.065

FABORY

Covered hinge

Scharnier met afdekking / Charnière avec cache de vis



Technical Data

Nr.	B	D	L_1	Length (L) (mm)	S	S_1
54576.074.040	40	5.5	37	74	2	9
54577.075.074	75	7.5	37	74	2	9
54578.057.037	37	6	18	57	2	9
54579.036.036	36	6	18	36	2	9

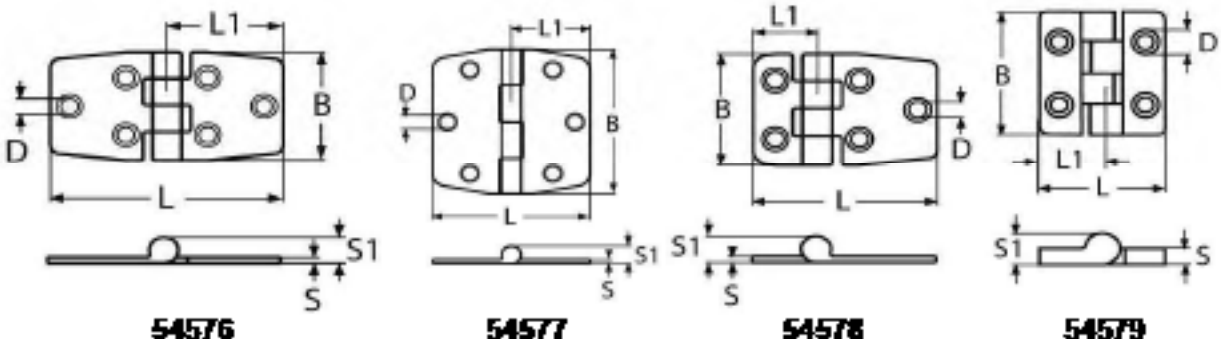

Article groups

Material	Code	Page
St.st. A4	54576	13-100
St.st. A4	54577	13-100
St.st. A4	54578	13-101
St.st. A4	54579	13-101

54576 **Covered hinge / Scharnier met afdekking / Charnière avec cache de vis** **MH11**

Material Stainless steel A4



L x B	✉	Art.number
74X40	5	54576.074.040

54577 **Covered hinge / Scharnier met afdekking / Charnière avec cache de vis** **MH11**

Material Stainless steel A4



B x L	✉	Art.number
75X74*	5	54577.075.074

13

54578 **Covered hinge / Scharnier met afdekking / Charnière avec cache de vis** **MH11**

Material Stainless steel A4



L x B	✉	Art.number
57X37*	5	54578.057.037

54579 **Covered hinge / Scharnier met afdekking / Charnière avec cache de vis** **MH11**

Material Stainless steel A4



L x B	✉	Art.number
36X36	5	54579.036.036

Continuous hinge

Pianoscharnier / Charnière à piano



Technical Data

Nr.	B	Length (L) (mm)	S
54580.007.016	16	3.500	0.7
54580.007.018	18	3.500	0.7
54580.007.020	20	3.500	0.7
54580.007.025	25	3.500	0.7
54580.007.032	32	3.500	0.7
54580.007.040	40	3.500	0.7
54580.015.032	32	2.000	1.5
54580.015.040	40	2.000	1.5



54580 **Continuous hinge / Pianoscharnier / Charnière à piano** **MH11**

Material Stainless steel A2



S x B	✉	Art.number	S x B	✉	Art.number	S x B	✉	Art.number
0,7X16MM	1	54580.007.016	0,7X25MM*	1	54580.007.025			
0,7X18MM*	1	54580.007.018	0,7X32MM	1	54580.007.032	1,5X32MM	1	54580.015.032
0,7X20MM	1	54580.007.020	0,7X40MM	1	54580.007.040	1,5X40MM	1	54580.015.040

Hasp

Overslagsluiting / Fermeture à cadenas



Technical Data

Nr.	A	B	C	L_1	Length (L) (mm)
54581.071.024	-	24	-	-	67
54582.030.001	30	42	30	78	98

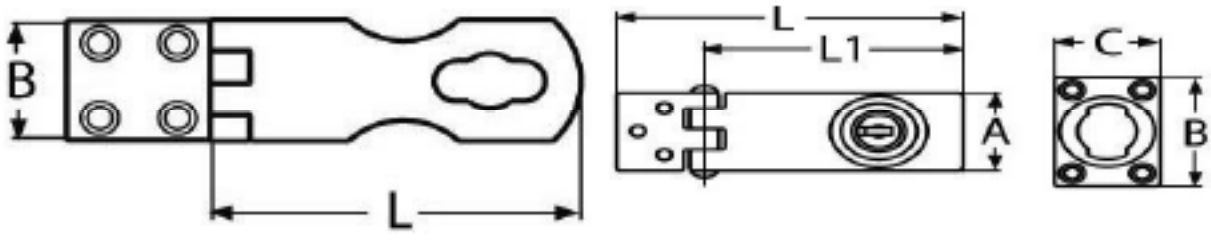

54581 54582

Article groups

Material	Code	Page
St.st. A2	54581	13-102
St.st. A2	54582	13-102

54581 **Hasp / Overslagsluiting / Fermeture à cadenas** **MH11**

Material Stainless steel A2



L x B	✉	Art.number
67X24	5	54581.071.024

54582 **Hasp / Overslagsluiting / Fermeture à cadenas** **MH11**

Material Stainless steel A2



A	✉	Art.number
30MM*	1	54582.030.001

Swivel hasp

Spansluiting / Fermeture



Technical Data

Nr.	A	B	C	D	Diameter (d-D)	H	L_1	L_2	Length (L) (mm)	S
54583.080.028	-	28	-	-	-	-	-	-	80	-
54584.037.037	37	37	-	-	-	20	-	-	-	4
54585.037.037	37	37	-	-	-	20	-	-	-	4
54586.080.028	-	28	-	-	-	-	25	50	75	-
54597.070.001	72	35	24	-	-	-	-	-	-	-
54598.065.075	20	18	26	41	M4	-	-	-	75	-
54598.085.095	20	18	26	15.0	M5	-	-	-	95	-
54598.115.125	29	25	30	18.0	M6	-	-	-	125	-
54598.165.185	30	35	30	18.0	M8	-	-	-	185	-

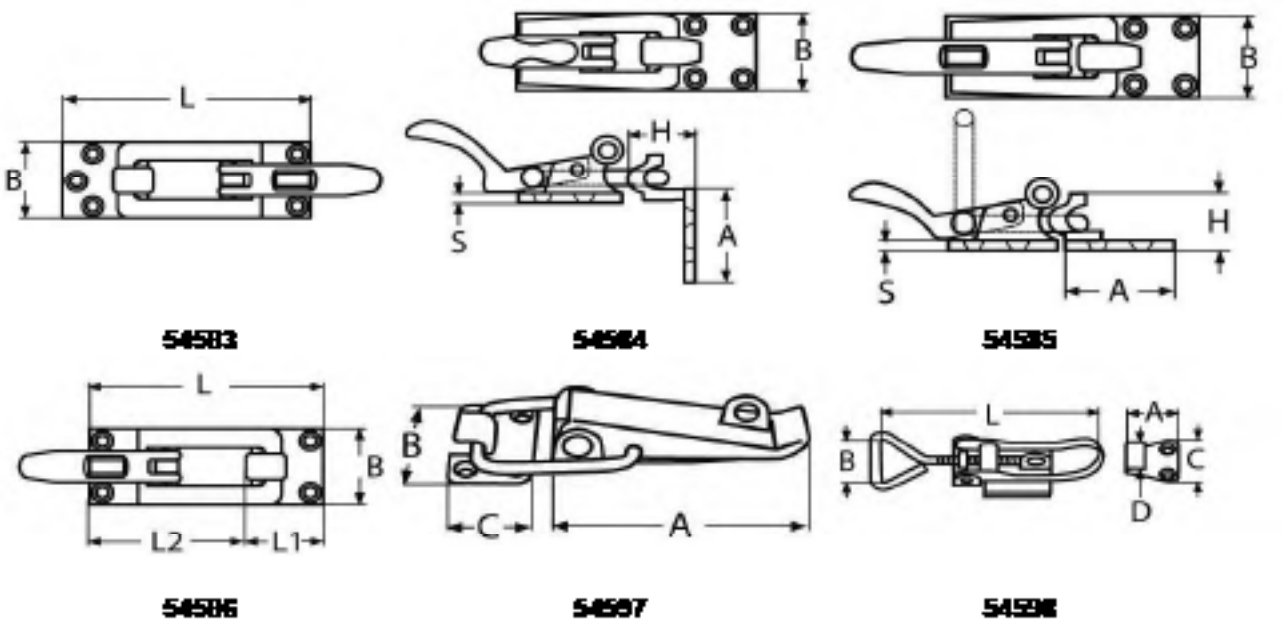

Article groups

Material	Code	Page
St.st. A4	54583	13-103
St.st. A4	54584	13-104
St.st. A4	54585	13-104
St.st. A4	54586	13-104
St.st. A2	54597	13-104
St.st. A2	54598	13-104

54583 **Swivel hasp with lock / Spansluiting met slot / Fermeture** **MH11**

Material Stainless steel A4



L x B	✉	Art.number
80X28	1	54583.080.028

FABORY

54584 **Swivel hasp / Spansluiting / Fermeture** **MH11**

Material Stainless steel A4



A x B	✉	Art.number
37X37MM*	1	54584.037.037

54585 **Swivel hasp / Spansluiting / Fermeture** **MH11**

Material Stainless steel A4



A x B	✉	Art.number
37X37MM*	1	54585.037.037

54586 **Swivel hasp / Spansluiting / Fermeture** **MH11**

Material Stainless steel A4



L x B	✉	Art.number
75X28	1	54586.080.028

54597 **Tensor latch, lockable / Spansluiting, afsluitbaar / Fermeture à levier** **MH11**

Material Stainless steel A2



A	✉	Art.number
72MM	1	54597.070.001

54598 **Snag / Spansluiting / Attache exentrique** **MH11**

Material Stainless steel A2



Range	✉	Art.number	Range	✉	Art.number	Range	✉	Art.number
65-75MM	1	54598.065.075	115-125MM	1	54598.115.125	165-185MM	1	54598.165.185
85-95MM	1	54598.085.095						

13

Latch

Schuifgrendel / Verrou à ressort



Technical Data

Nr.	A	B	C	D	E
54594.072.001	72	27	-	30	-
54595.091.001	91	56	9	16.0	54
54596.015.045	45	30	15	9.5	-
54596.036.076	76	38	36	9.5	-

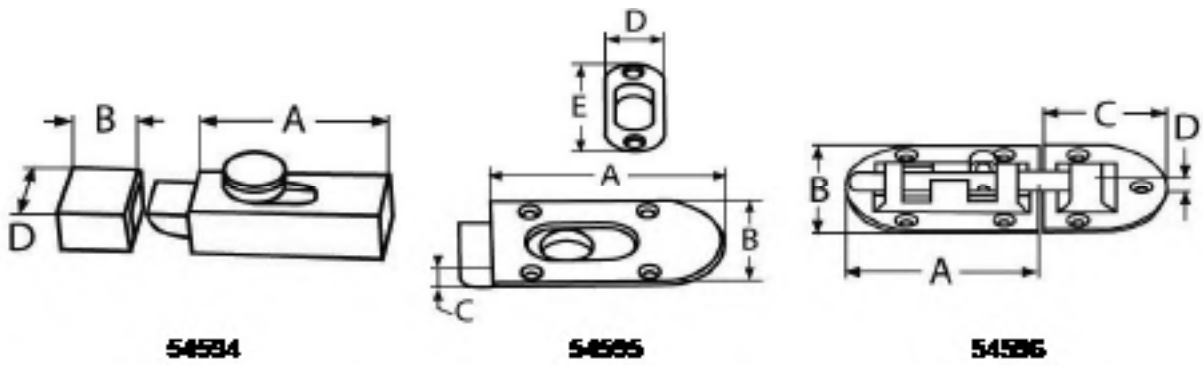

54594 54595 54596

Article groups

Material	Code	Page
St.st. A4	54594	13-105
St.st. A4	54595	13-105
St.st. A4	54596	13-106

54594 **Spring loaded door latch / Schuifgrendel deur, gelagerd / Verrou à ressort** **MH11**

Material Stainless steel A4

RoHS



A	✉	Art.number
72MM*	1	54594.072.001

54595 **Spring loaded slide latch / Schuifgrendel, gelagerd / Verrou à ressort de glissière** **MH11**

Material Stainless steel A4

RoHS



A	✉	Art.number
91MM*	1	54595.091.001

13

FABORY

54596	Locking hinge / Schuifgrendel / Fermeture targette	MH11
Material	Stainless steel A4	



C x A	✉	Art.number	C x A	✉	Art.number
15X45	1	54596.015.045	36X76	1	54596.036.076

Lifting ring

Luiksluiting / Poignée



Technical Data

Nr.	A	B	C	D	H	L_1	L_2	Length (L) (mm)	Type
54587.063.063	73	-	-	63	-	-	-	63	Square
54587.063.163	73	-	-	63	-	-	-	60	Round
54588.060.001	60	41	50	33	-	-	-	-	-
54589.050.001	-	-	-	50	19	-	-	-	-
54590.050.050	-	50	-	-	-	-	-	50	-
54591.061.001	61	50	33	-	-	-	-	-	-
54603.050.001	50	55	-	-	-	30	65	32	-

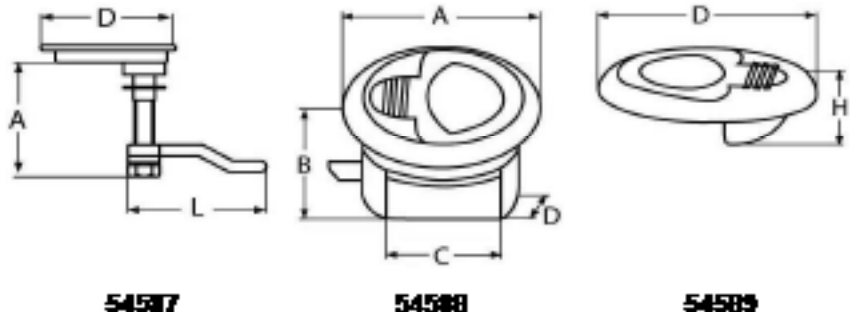

54587 54588 54589

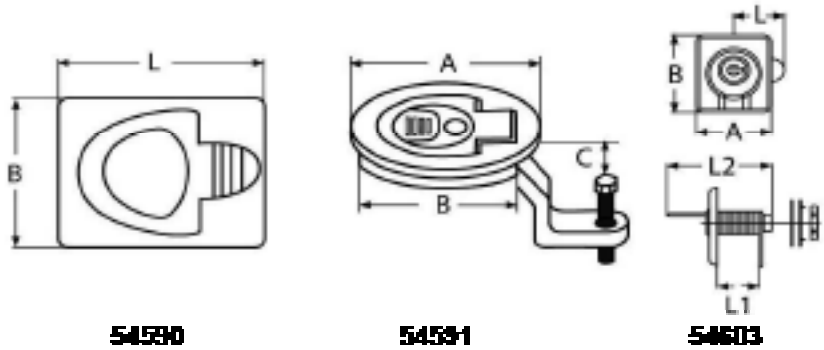

54590 54591 54603

Article groups

Material	Code	Page
St.st. A4	54587	13-107
St.st. A4	54588	13-107
St.st. A4	54589	13-107
St.st. A4	54590	13-107
St.st. A4	54591	13-107
St.st. A4	54603	13-107

13

54587 **Lifting ring with lock / Luiksluiting met slot / Fermeture de panneau** **MH11**

Material Stainless steel A4



D x A	✉	Art.number	D x A	✉	Art.number
63X73 Square*	1	54587.063.063	63X73 Round*	1	54587.063.163

54588 **Weatherproof slam latch / Luiksluiting, waterdicht / Poignée étanche** **MH11**

Material Stainless steel A4



A	✉	Art.number
60MM*	1	54588.060.001

54589 **Lifting ring / Luiksluiting / Poignée** **MH11**

Material Stainless steel A4



D	✉	Art.number
50MM*	1	54589.050.001

54590 **Lifting ring / Luiksluiting / Poignée** **MH11**

Material Stainless steel A4



L x B	✉	Art.number
50X50*	1	54590.050.050

54591 **Lifting ring with lock / Luiksluiting met slot / Poignée avec serrure** **MH11**

Material Stainless steel A4



A	✉	Art.number
61MM*	1	54591.061.001

54603 **Lifting ring with lock / Luiksluiting, afsluitbaar / Poignée avec serrure** **MH11**

Material Stainless steel A4



A	✉	Art.number
50MM*	1	54603.050.001

FABORY

Lifting ring

Luiksluiting / Poignée



Technical Data

Nr.	B	Length (L) (mm)	S	S_1
54600.047.038	38	47	-	-
54601.063.044	44	63	-	-
54602.075.056	56	75	-	-
54604.090.001	25	90	3	33

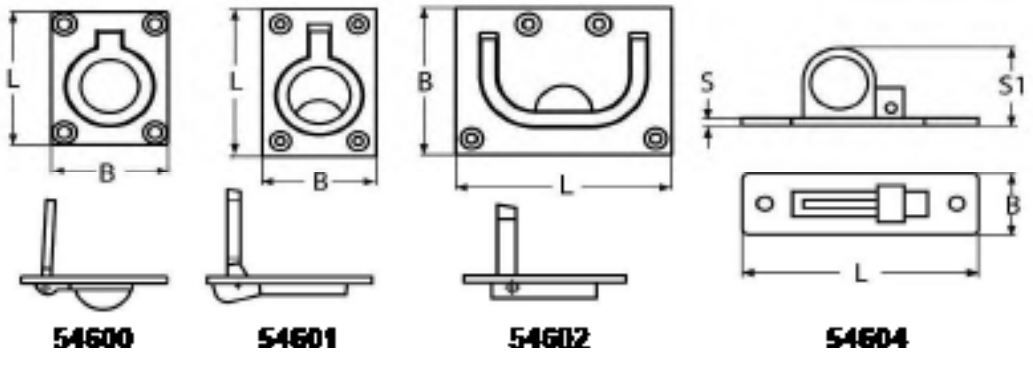

Article groups

Material	Code	Page
St.st. A4	54600	13-108
St.st. A4	54601	13-108
St.st. A4	54602	13-109
St.st. A2	54604	13-109

54600 **Lifting ring / Luiksluiting / Poignée** **MH11**

Material Stainless steel A4



L x B	✉	Art.number
47X38*	1	54600.047.038

54601 **Lifting ring / Luiksluiting / Poignée** **MH11**

Material Stainless steel A4



L x B	✉	Art.number
63X44*	1	54601.063.044

13

54602 **Lifting ring / Luiksluiting / Poignée** **MH11**

Material Stainless steel A4



L x B	✉	Art.number
75X56	1	54602.075.056

54604 **Lifting ring / Luiksluiting / Poignée** **MH11**

Material Stainless steel A2



L	✉	Art.number
90MM*	1	54604.090.001

Gate hook

Windhaak / Crochet de porte



Technical Data

Nr.	B	D	Length (L) (mm)
54592.050.001	33	4.4	50
54592.070.001	33	4.4	70
54592.090.001	33	4.4	90
54593.100.001	37.5	-	100

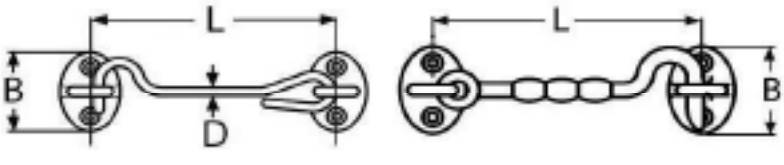

54592 54593

Article groups

Material	Code	Page
St.st. A4	54592	13-109
St.st. A4	54593	13-110

54592 **Gate hook / Windhaak / Crochet de porte** **MH11**

Material Stainless steel A4



L	✉	Art.number	L	✉	Art.number	L	✉	Art.number
50MM*	5	54592.050.001	70MM*	5	54592.070.001	90MM*	5	54592.090.001

FABORY

54593	Gate hook / Windhaak / Crochet de porte	MH11
Material	Stainless steel A4	



L	✉	Art.number
100MM	1	54593.100.001

Coat hook

Kledinghaak / Crochet



Technical Data

Nr.	A	B	C	D	H	H_1	L_1	Length (L) (mm)	S
54605.032.500	-	17	-	-	32.5	14	20	32.5	-
54605.043.001	-	22	-	-	47.5	21	30	43	-
54606.035.001	-	23	16	-	44	-	21.5	35	-
54606.043.001	-	25	18	-	56	-	30	43	-
54607.047.001	-	-	18.5	28	37	-	-	47	3
54607.065.001	-	-	22.5	35	44	-	-	65	4
54608.040.030	-	30	-	-	-	-	-	40	-
54609.030.025	-	30	-	-	-	-	-	40	-
54610.035.033	-	33	-	-	-	-	-	35	-
54611.100.001	10	60	-	-	-	-	-	35	-
54612.120.001	12	36	-	-	-	-	-	48	-
54613.060.001	6	30	-	-	-	-	-	-	-
54614.055.038	-	43	20	-	-	-	-	55	-
54615.050.001	50	50	28	10.0	-	-	-	-	-

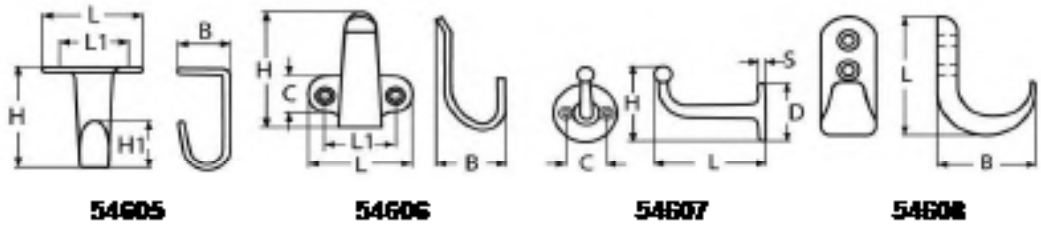

54605 54606 54607 54608

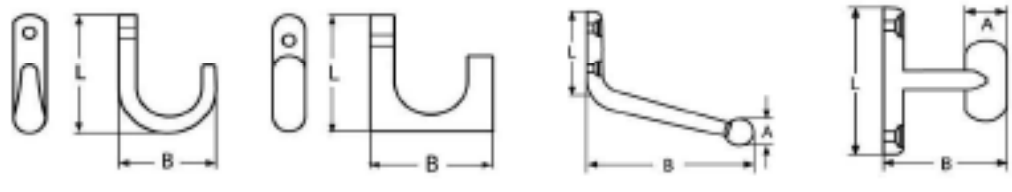

54609 54610 54611 54612

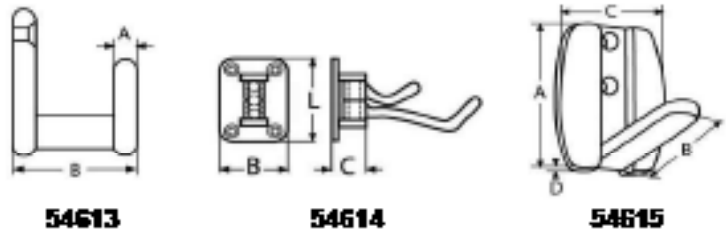

54613 54614 54615

Article groups

Material	Code	Page
St.st. A2	54605	13-111
St.st. A2	54606	13-111
St.st. A2	54607	13-111
St.st. A2	54608	13-111
St.st. A2	54609	13-111
St.st. A2	54610	13-112
St.st. A2	54611	13-112
St.st. A2	54612	13-112
St.st. A2	54613	13-112
St.st. A2	54614	13-112
St.st. A4	54615	13-112

54605 **Hook end, polished / Haak, gepolijst / Crochet poli** **MH11**

Material Stainless steel A2



L	✉	Art.number	L	✉	Art.number
32,5MM*	10	54605.032.500	43MM*	10	54605.043.001

54606 **Hook end, polished / Haak, gepolijst / Crochet poli** **MH11**

Material Stainless steel A2



L	✉	Art.number	L	✉	Art.number
35MM	10	54606.035.001	43MM*	10	54606.043.001

54607 **Hook end, polished / Haak, gepolijst / Crochet poli** **MH11**

Material Stainless steel A2



L	✉	Art.number	L	✉	Art.number
47MM*	10	54607.047.001	65MM*	10	54607.065.001

54608 **Coat hook polished / Kledinghaak, gepolijst / Crochet porte manteau poli** **MH11**

Material Stainless steel A2



L x B	✉	Art.number
40X30	10	54608.040.030

54609 **Coat hook polished / Kledinghaak, gepolijst / Crochet porte manteau poli** **MH11**

Material Stainless steel A2



L x B	✉	Art.number
30X40	10	54609.030.040

FABORY

54610 **Coat hook polished / Kledinghaak, gepolijst / Crochet porte manteau poli** **MH11**

Material Stainless steel A2



L x B	✉	Art.number
35X33*	10	54610.035.033

54611 **Coat hook / Kledinghaak / Crochet** **MH11**

Material Stainless steel A2



A	✉	Art.number
10MM*	10	54611.100.001

54612 **Coat hook / Kledinghaak / Crochet** **MH11**

Material Stainless steel A2



A	✉	Art.number
12MM*	10	54612.120.001

54613 **Coat hook / Kledinghaak / Crochet** **MH11**

Material Stainless steel A2



A	✉	Art.number
6MM*	10	54613.060.001

54614 **Movable hook / Kledinghaak, zwenkbaar / Crochet mobile** **MH11**

Material Stainless steel A2



L x B	✉	Art.number
55X38*	5	54614.055.038

54615 **Coat hook foldable / Kledinghaak, inklapbaar / Crochet porte manteau pliant** **MH11**

Material Stainless steel A4



A	✉	Art.number
50MM*	5	54615.050.001

13

Coat hook

Kledinghaak / Crochet porte-manteau



Technical Data

Nr.	A	B	C
54616.040.001	40	17	8
54617.026.001	26	9	18

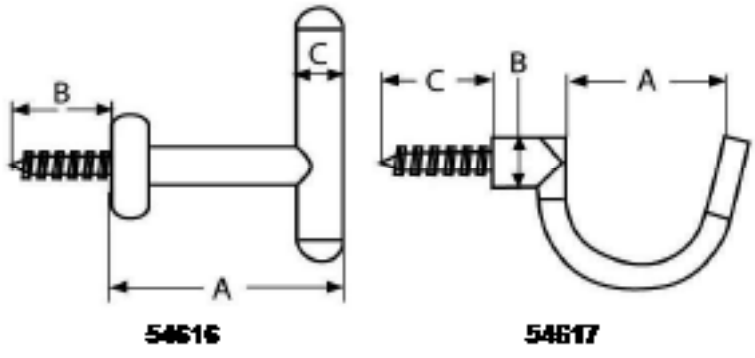

Article groups

Material	Code	Page
St.st. A2	54616	13-113
St.st. A2	54617	13-113

54616 **Coat hook / Kledinghaak / Crochet porte-manteau** **MH11**

Material Stainless steel A2



A	✉	Art.number
40MM*	10	54616.040.001

54617 **Coat hook / Kledinghaak / Crochet porte-manteau** **MH11**

Material Stainless steel A2



A	✉	Art.number
26MM*	10	54617.026.001

13

FABORY

S-hook

S-haak / Crochet en S



Technical Data

Nr.	B	C	D	Length (L) (mm)	S	S_1	S_2	W	W_1	W_2	ø	≈ Breaking load (N)
54618.030.001	-	-	-	30	-	5	10	-	9	16	3	400
54618.040.001	-	-	-	36	-	6	12	-	12	19	4	600
54618.050.001	-	-	-	43	-	6	12	-	14	21	5	1.200
54618.060.001	-	-	-	50	-	7	15	-	15	25	6	1.600
54618.080.001	-	-	-	67	-	9	20	-	20	33	8	2.800
54619.030.001	-	-	-	24	4	-	-	9	-	-	3	100
54619.040.001	-	-	-	32	6	-	-	12	-	-	4	150
54619.050.001	-	-	-	40	8	-	-	15	-	-	5	300
54619.060.001	-	-	-	48	9	-	-	17	-	-	6	400
54619.080.001	-	-	-	64	12	-	-	24	-	-	8	700
54619.100.001	-	-	-	80	13	-	-	30	-	-	10	1.000
54620.095.001	17	19.5	6.9	90	-	-	-	-	-	-	9.5	-
54620.110.001	17	22	7.0	100	-	-	-	-	-	-	11	-
54620.130.001	17	22	8.0	112	-	-	-	-	-	-	13	-
54621.050.001	9	9	2	52	-	-	-	-	-	-	5	-
54621.060.001	10	10	5.0	64	-	-	-	-	-	-	6	-
54621.080.001	16	17	5.0	75	-	-	-	-	-	-	8	-
54621.100.001	20	20	8.0	95	-	-	-	-	-	-	10	-

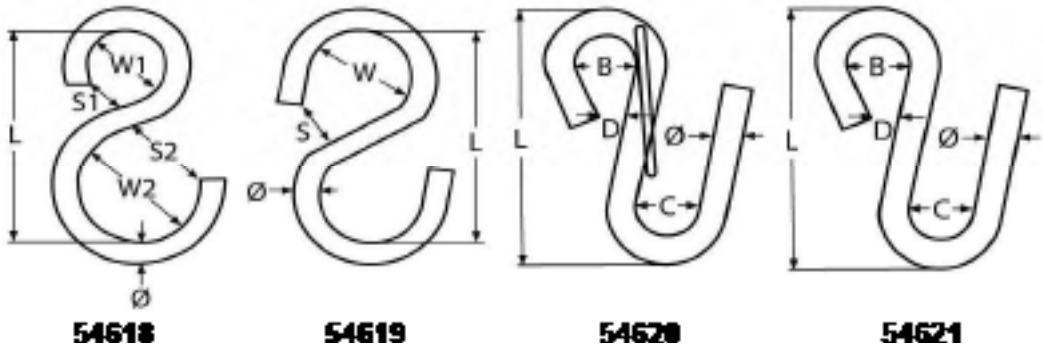

Article groups

Material	Code	Page
St.st. A2	54618	13-114
St.st. A2	54619	13-115
St.st. A4	54620	13-115
St.st. A4	54621	13-115

13

54618 **S-hook asymmetric / S-haak, asymmetrisch / Crochet en S asymétrique** **MH11**

Material Stainless steel A2



ø	✉	Art.number	ø	✉	Art.number	ø	✉	Art.number
3MM	20	54618.030.001	5MM	20	54618.050.001	8MM	10	54618.080.001
4MM	20	54618.040.001	6MM*	10	54618.060.001			

54619 **S-hook symmetric / S-haak, symmetrisch / Crochet en S symétrique** **MH11**

Material Stainless steel A2



ø	✉	Art.number	ø	✉	Art.number	ø	✉	Art.number
3MM*	20	54619.030.001	5MM	20	54619.050.001	8MM*	10	54619.080.001
4MM	20	54619.040.001	6MM*	10	54619.060.001	10MM*	5	54619.100.001

54620 **S-hook with gate / S-haak met zekering / Crochet en S avec méchanisme de sécurité** **MH11**

Material Stainless steel A4



ø	✉	Art.number	ø	✉	Art.number	ø	✉	Art.number
9,5MM*	5	54620.095.001	11,0MM*	5	54620.110.001	13,0MM*	5	54620.130.001

54621 **S-hook / S-haak / Crochet en S** **MH11**

Material Stainless steel A4



ø	✉	Art.number	ø	✉	Art.number	ø	✉	Art.number
5MM*	10	54621.050.001	8MM*	10	54621.080.001	10MM*	5	54621.100.001
6MM*	10	54621.060.001						

Plain cup hook

Schroefhaak / Crochet ouvert



Technical Data

Nr.	Length (L) (mm)	W	ø
54622.029.040	40	12	2.9
54622.033.050	50	16	3.3
54622.033.060	60	16	3.3
54622.044.050	50	16	4.4
54622.048.065	65	22	4.8
54622.052.080	80	26	5.2
54622.058.100	100	26	5.8

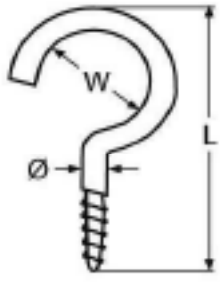

54622

FABORY

54622	Plain cup hook / Schroefhaak / Crochet ouvert	MH11
Material	Stainless steel A4	



ø x L	✉	Art.number	ø x L	✉	Art.number	ø x L	✉	Art.number
2,9X40*	100	54622.029.040	4,4X50*	50	54622.044.050	5,2X80*	20	54622.052.080
3,3X50*	100	54622.033.050	4,8X65*	50	54622.048.065	5,8X100	20	54622.058.100
3,3X60*	100	54622.033.060						

Awning hook

Luifelhaak / Crochet de auvent



Technical Data

Nr.	A	B	D	D_1	H	L_1	Length (L) (mm)
54623.100.001	30	35	10.0	4.5	-	22	20
54624.080.001	8	34	-	-	24	-	36
54624.110.001	11	34	-	-	34	-	42

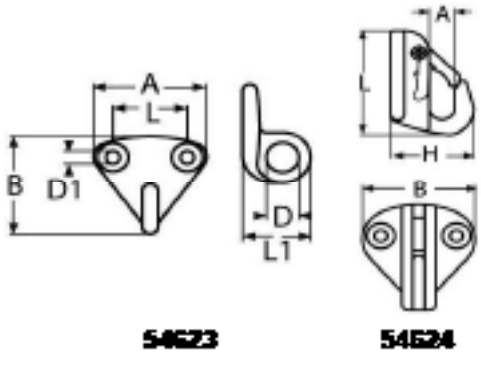

Article groups

Material	Code	Page
St.st. A4	54623	13-116
St.st. A4	54624	13-117

54623	Awning eye / Luifeloog / Oeil de auvent	MH11
Material	Stainless steel A4	



D	✉	Art.number
10MM	10	54623.100.001

13

54624	Fender hook / Haak met zekering / Crochet	MH11
Material	Stainless steel A4	



A	✉	Art.number	A	✉	Art.number
8MM*	5	54624.080.001	11MM*	5	54624.110.001

Bracket

L-steun / Equerre



Technical Data

Nr.	B	C	E	L_1	L_2	Length (L) (mm)	S
54625.031.012	12	-	-	25	12	31	3
54625.046.013	13	-	-	38	18	46	3
54625.061.015	15	-	-	51	21	61	3
54626.041.025	25	-	-	35	18	41	3
54626.056.035	35	-	-	47.5	18.5	56	3
54626.080.050	50	-	-	71	24	80	4
54627.150.001	30	5	5	-	-	150	-
54627.200.001	30	5	5	-	-	200	-
54627.250.001	30	5	5	-	-	250	-
54627.300.001	30	5	5	-	-	300	-

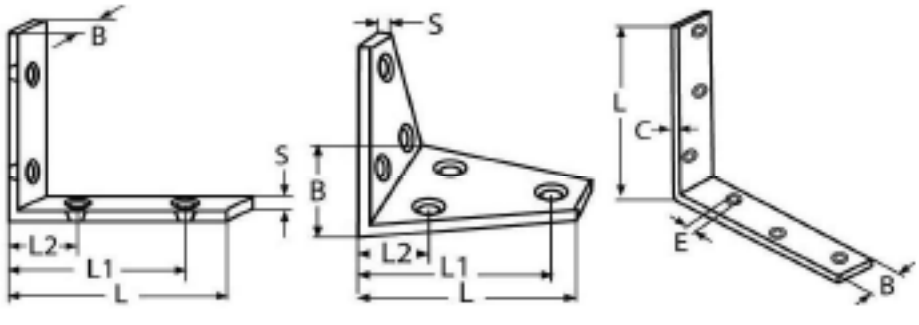

54625 54626 54627

Article groups

Material	Code	Page
St.st. A2	54625	13-117
St.st. A2	54626	13-118
St.st. A2	54627	13-118

54625	Bracket end-polished / L-steun, gepolijst / Equerre poli	MH11
Material	Stainless steel A2	



L x B	✉	Art.number	L x B	✉	Art.number	L x B	✉	Art.number
31X12	10	54625.031.012	46X13*	10	54625.046.013	61X15*	10	54625.061.015

FABORY

54626	Bracket end-polished / L-steun, gepolijst / Equerre poli	MH11
Material	Stainless steel A2	



L x B	✉	Art.number	L x B	✉	Art.number	L x B	✉	Art.number
41X25*	10	54626.041.025	56X35*	10	54626.056.035	80X50*	10	54626.080.050

54627	Bracket / L-steun / Equerre	MH11
Material	Stainless steel A2	



L	✉	Art.number	L	✉	Art.number	L	✉	Art.number
150MM*	2	54627.150.001	250MM*	2	54627.250.001	300MM*	2	54627.300.001
200MM*	2	54627.200.001						

Shock cord hook

Spiraalhaak / Crochet de corde



Technical Data

Nr.	ø
54628.060.001	6
54628.080.001	8
54628.100.001	10

54628	Shock cord hook / Spiraalhaak / Crochet de corde	MH11
Material	Stainless steel A2	



ø	✉	Art.number	ø	✉	Art.number	ø	✉	Art.number
6MM*	20	54628.060.001	8MM	20	54628.080.001	10MM*	20	54628.100.001

13

Hook with thread

Haak met draad / Crochet à vis



Technical Data

Nr.	A	B	D	Length (L) (mm)
54629.079.001	36	16	41	89

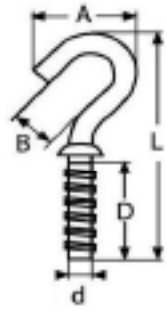

54629

54629 **Hook with thread / Haak met draad / Crochet à vis** **MH11**

Material Stainless steel A4



d	✉	Art.number
5/16	10	54629.079.001

FABORY

Transom mount ski tow

Waterskihaak / Crochet pour ski-nautique



Technical Data

Nr.	B	C	D	Diameter (d-D)	L_1	Length (L) (mm)	ø
54630.100.060	-	-	60	M10	50	100	9
54630.125.090	-	-	90	M12	65	125	12
54631.092.062	62	50	-	M8	-	92	-

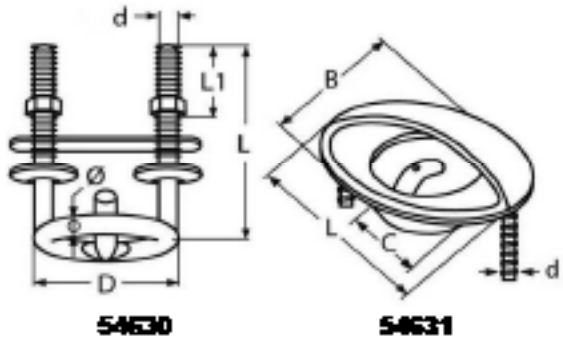

Article groups

Material	Code	Page
St.st. A4	54630	13-120
St.st. A4	54631	13-120

54630 **Transom mount ski tow / Waterskihaak / Crochet pour ski-nautique** **MH11**

Material Stainless steel A4



L x D	✉	Art.number	L x D	✉	Art.number
100X60*	1	54630.100.060	125X90*	1	54630.125.090

54631 **Transom mount ski tow / Waterskihaak / Crochet pour ski-nautique** **MH11**

Material Stainless steel A4



L x B	✉	Art.number
92X62*	1	54631.092.062

13

Door holder

Deurvanger / Bloqueur de porte



Technical Data

Nr.	A	B	B_1	C	H	L_1	Length (L) (mm)	S
54632.029.001	-	22	25	-	-	34	29	-
54632.041.001	-	70	31	-	-	40.5	41	-
54632.042.001	-	40	31	-	-	41	42	-
54633.090.050	9	29	50	-	12	-	-	2
54634.034.034	34	34	-	-	-	-	-	-
54635.034.034	34	34	-	-	-	-	-	-
54636.051.115	-	51	-	25	-	-	115	-
54637.051.025	-	51	-	25	-	-	115	-
54638.080.001	-	-	-	-	-	60	40	-

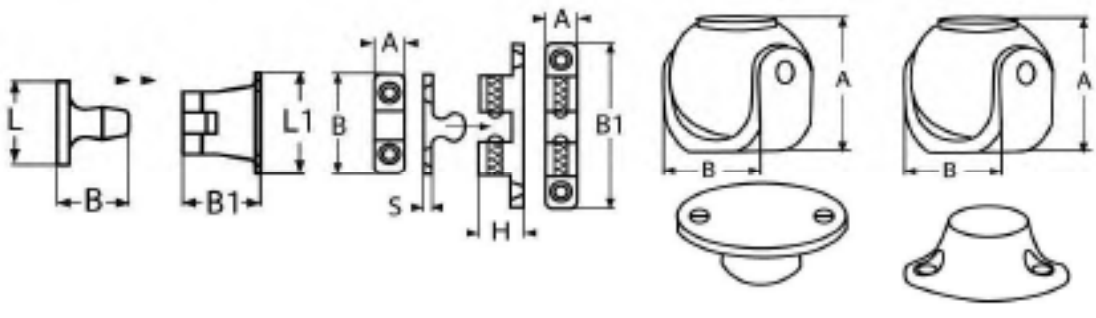

54632 54633 54634 54635

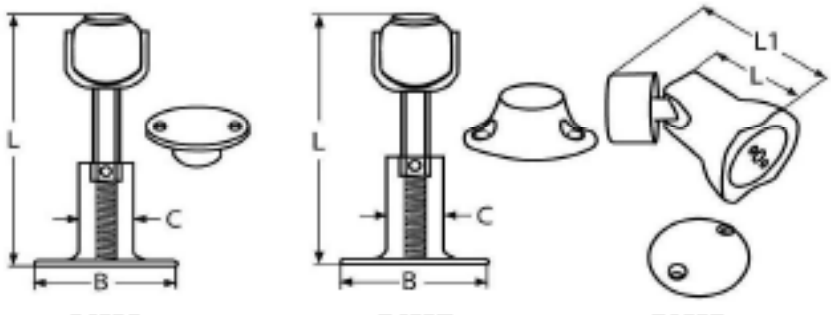

54636 54637 54638

Article groups

Material	Code	Page
St.st. A2	54632	13-122
St.st. A4	54633	13-122
St.st. A4	54634	13-122
St.st. A4	54635	13-122
St.st. A4	54636	13-122
St.st. A4	54637	13-122
Br.	54638	13-123

FABORY

54632	Door holder / Deurvanger / Bloqueur de porte	MH11
Material	Stainless steel A2	



L	✉	Art.number	L	✉	Art.number
29MM*	5	54632.029.001	41MM	5	54632.041.001

54633	Ball catch / Kogelsnapper / Bloqueur de porte à bille	MH11
Material	Stainless steel A4	



A x B_1	✉	Art.number
9X50	5	54633.090.050

54634	Magnet door holder / Deurvanger, magnetisch / Bloqueur de porte aimanté	MH11
Material	Stainless steel A4	



A x B	✉	Art.number
34X34*	5	54634.034.034

54635	Magnet door holder with mounting plate / Deurstopper, magnetisch / Bloqueur de porte magnétique	MH11
Material	Stainless steel A4	



A x B	✉	Art.number
34X34*	1	54635.034.034

54636	Adjustable door holder / Verstelbare deurvanger, magnetisch / Bloqueur de porte aimenté et réglable	MH11
Material	Stainless steel A4	



B x A	✉	Art.number
51X115*	2	54636.051.115

54637	Adjustable magnet door holder with mounting plate / Verstelbare deurvanger, magnetisch / Bloqueur de porte magnétique et ajustable	MH11
Material	Stainless steel A4	



B x A	✉	Art.number
51X25*	1	54637.051.025

13

54638	Magnetic barrel bolt swiveling, brass chrome plated / Verstelbare deurvanger, magnetisch messing verchroomd / Bloqueur de porte magnétique, orientable, laiton chromé	MH11

Material Brass



Size	✉	Art.number
80MM*	1	54638.080.001

Boat hook holder

Haakhouder / Support de cordage



Technical Data

Nr.	B	D	H	Length (L) (mm)	S
54639.100.001	25	32	-	100	1
54640.036.001	19	20	38	35	1.3
54640.050.001	19	28	54	50	1.3

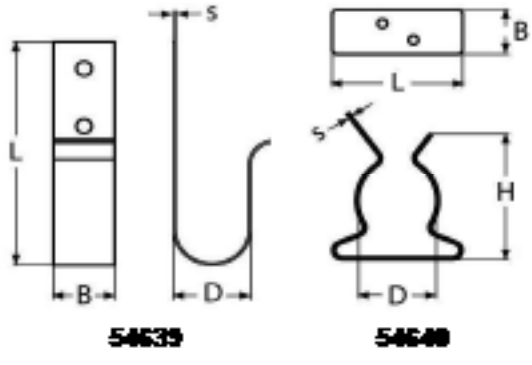

54639 54640

Article groups

Material	Code	Page
St.st. A2	54639	13-123
St.st. A2	54640	13-123

54639	Boat hook holder / Haakhouder / Support de cordage	MH11

Material Stainless steel A2



L	✉	Art.number
100MM*	10	54639.100.001

54640	Boat hook holder / Haakhouder / Support de cordage	MH11

Material Stainless steel A2



L	✉	Art.number	L	✉	Art.number
35MM*	10	54640.036.001	50MM*	10	54640.050.001

Folding pad eye

Dek oog / Poignée



Technical Data

Nr.	A	B	D	H	Length (L) (mm)	S	ø
54641.060.001	55	50	7.0	-	58	-	6
54641.080.001	55	50	7.0	-	58	-	8
54642.100.080	-	-	-	80	100	1.5	-

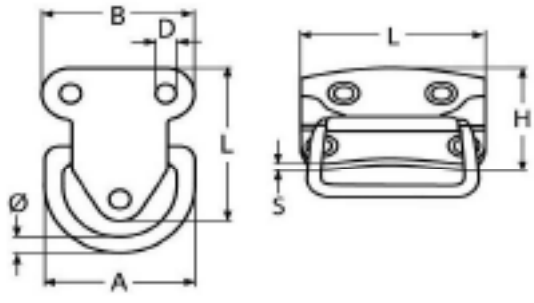

54641 54642

Article groups

Material	Code	Page
St.st. A2	54641	13-124
St.st. A2	54642	13-124

54641 **Folding pad eye / Dek oog klapbaar / Cadène articulée** **MH11**

Material Stainless steel A2



ø	✉	Art.number	ø	✉	Art.number
6MM	5	54641.060.001	8MM	5	54641.080.001

54642 **Box handle / Kistgreep / Poignée pour caisse** **MH11**

Material Stainless steel A2



L x H	✉	Art.number
100X80	1	54642.100.080

13

Ring

Ring / Anneau



Technical Data

Nr.	A	B	C	D	H	Length (L) (mm)	ø	≈ Breaking load (N)
54643.060.040	-	-	-	-	-	40	6	-
54643.060.045	-	-	-	-	-	45	6	-
54643.060.050	-	-	-	-	-	50	6	-
54643.080.045	-	-	-	-	-	45	8	-
54643.080.050	-	-	-	-	-	50	8	-
54644.030.015	-	-	-	-	15	-	3	-
54644.030.020	-	-	-	-	20	-	3	-
54644.030.030	-	-	-	-	30	-	3	-
54644.040.025	-	-	-	-	25	-	4	-
54644.040.030	-	-	-	-	30	-	4	-
54644.040.035	-	-	-	-	35	-	4	-
54644.050.030	-	-	-	-	30	-	5	-
54644.050.040	-	-	-	-	40	-	5	-
54644.060.035	-	-	-	-	35	-	6	-
54644.060.040	-	-	-	-	40	-	6	-
54644.060.045	-	-	-	-	45	-	6	-
54644.080.040	-	-	-	-	40	-	8	-
54644.080.050	-	-	-	-	50	-	8	-
54644.100.050	-	-	-	-	50	-	10	-
54644.100.080	-	-	-	-	60	-	10	-
54644.120.070	-	-	-	-	70	-	12	-
54645.030.015	-	-	-	-	15	15	3	-
54645.030.020	-	-	-	-	18	20	3	-
54645.040.020	-	-	-	-	18	20	4	-
54645.040.025	-	-	-	-	23	25	4	-
54645.050.025	-	-	-	-	23	25	5	-
54645.050.030	-	-	-	-	26	30	5	-
54645.060.030	-	-	-	-	27	30	6	-
54645.060.040	-	-	-	-	36	40	6	-
54645.060.050	-	-	-	-	47	50	6	-
54645.080.050	-	-	-	-	47	50	8	-
54646.060.040	-	-	-	-	40	-	6	27.000
54646.080.050	-	-	-	-	50	-	8	50.000
54646.100.060	-	-	-	-	60	-	10	85.000
54646.120.080	-	-	-	-	80	-	12	100.000
54647.060.050	28	50	10	-	-	-	6	18.000
54647.080.050	28	50	10	-	-	-	8	28.000
54648.050.001	5	53	-	-	52	-	5	13.000
54648.060.001	5	54	-	-	53	-	6	20.000
54648.080.001	5	56	-	-	62	-	8	28.000
54649.060.001	43	30	-	-	-	-	6	-
54649.080.001	51	35	-	-	-	-	8	-
54650.060.001	42	30	-	-	-	-	6	-
54650.080.001	51	35	-	-	-	-	8	-
54651.200.001	-	-	-	20	-	-	1.4	-
54651.300.001	-	-	-	30	-	-	2.0	-
54652.130.001	-	63	-	-	-	120	13	36.000
54652.160.001	-	76	-	-	-	146	16	54.400
54652.190.001	-	89	-	-	-	165	19	72.500
54652.250.001	-	89	-	-	-	178	25	145.000

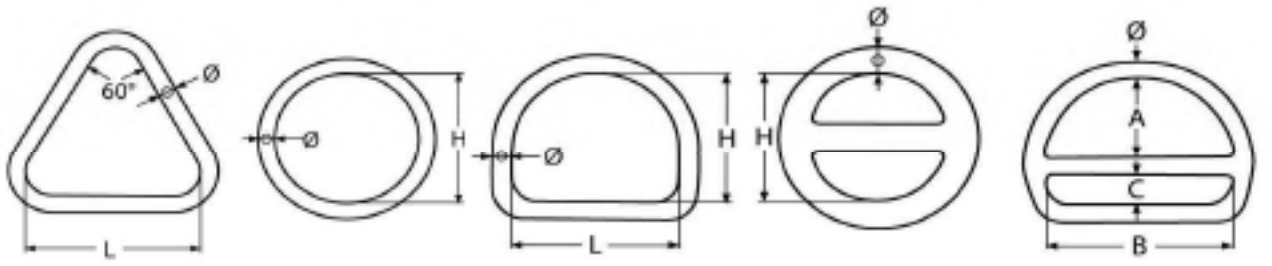

54643 54644 54645 54646 54647

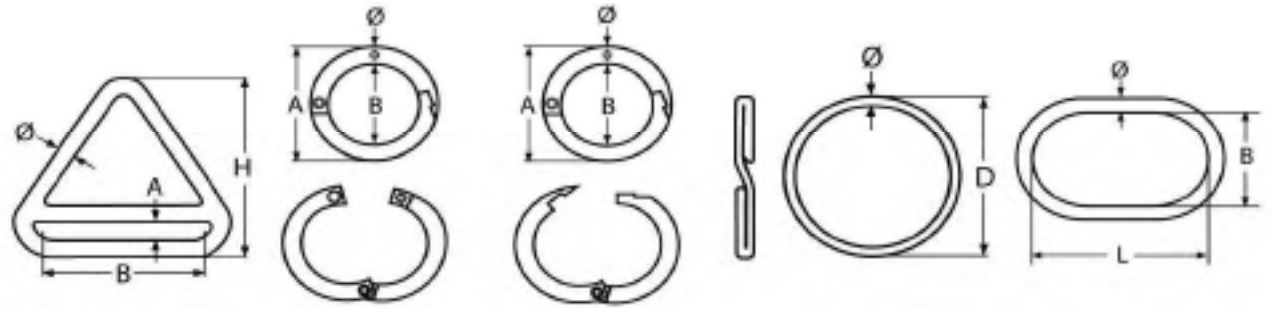

54648 54649 54650 54651 64652

Article groups

Material	Code	Page
St.st. A2	54643	13-126
St.st. A4	54644	13-126
St.st. A2	54645	13-127
St.st. A4	54646	13-127
St.st. A4	54647	13-127
St.st. A4	54648	13-127
St.st. A4	54649	13-127
St.st. A2	54650	13-127
St.st. A2	54651	13-128
St.st. A4	54652	13-128

54643 **Triangle ring, welded and polished / Driehoekige ring, gepolijst / Anneau triangle, soudé et poli** **MH11**

Material Stainless steel A2



ø x L	✉	Art.number	ø x L	✉	Art.number	ø x L	✉	Art.number
6X40*	10	54643.060.040	6X50*	5	54643.060.050	8X45*	5	54643.080.045
6X45*	10	54643.060.045				8X50*	5	54643.080.050

54644 **Ring, welded and polished / Ring, gepolijst / Anneau rond, soudé et poli** **MH11**

Material Stainless steel A4



ø x H	✉	Art.number	ø x H	✉	Art.number	ø x H	✉	Art.number
3-15	50	54644.030.015	4-35*	50	54644.040.035	6-45*	20	54644.060.045
3-20*	50	54644.030.020	5-30*	20	54644.050.030	8-40*	10	54644.080.040
3-30*	50	54644.030.030	5-40*	20	54644.050.040	8-50	10	54644.080.050
4-25*	50	54644.040.025	6-35*	20	54644.060.035	10-50*	10	54644.100.050
4-30*	50	54644.040.030	6-40*	20	54644.060.040	12-70*	5	54644.120.070

13

54645 D-ring, welded & polished / D-ring, gepolijst / Anneau semi circulaire, soudé et poli — MH11

Material Stainless steel A2



ø x H	✉	Art.number	ø x H	✉	Art.number	ø x H	✉	Art.number
3-15*	10	54645.030.015	4-25*	10	54645.040.025	8-50*	5	54645.080.050
3-20*	10	54645.030.020						

54646 D-ring with bar / Ring met brug / Anneau semi circulaire à barette — MH11

Material Stainless steel A4



ø x H	✉	Art.number	ø x H	✉	Art.number	ø x H	✉	Art.number
6-40*	10	54646.060.040	10-60*	5	54646.100.060	12-80*	5	54646.120.080
8-50*	10	54646.080.050						

54647 Double layer D-ring / D-ring met brug / Anneau barette double — MH11

Material Stainless steel A4



ø x B	✉	Art.number	ø x B	✉	Art.number
6-50*	10	54647.060.050	8-50*	10	54647.080.050

54648 Triangle with cross bar / Triangel met brug / Anneau triangle à barettes — MH11

Material Stainless steel A4



ø	✉	Art.number	ø	✉	Art.number	ø	✉	Art.number
5MM*	10	54648.050.001	6MM*	10	54648.060.001	8MM*	10	54648.080.001

54649 Two-part ring / Ring scharnierend / Anneau, 2 parties — MH11

Material Stainless steel A4



ø	✉	Art.number	ø	✉	Art.number
6MM*	10	54649.060.001	8MM*	10	54649.080.001

54650 Two-part ring with snap fastener / Ring scharnierend met snapsluiting / Anneau, 2 parties, avec fernoir rapide — MH11

Material Stainless steel A2



ø	✉	Art.number	ø	✉	Art.number
6MM*	10	54650.060.001	8MM*	10	54650.080.001

FABORY

54651 **Key ring / Sleutelring / Anneau de sécurité** **MH11**

Material Stainless steel A1/A2



D	✉	Art.number	D	✉	Art.number
20MM	100	54651.200.001	30MM	100	54651.300.001

54652 **Oval ring heavy duty / Ovaalring zwaar / Anneau ovale version lourde** **MH11**

Material Stainless steel A4



ø	✉	Art.number	ø	✉	Art.number	ø	✉	Art.number
13MM*	5	54652.130.001	19MM*	5	54652.190.001	25MM*	1	54652.250.001
16MM*	5	54652.160.001						

Ring nail

Ringnagel / Piton à oeil avec anneau



Technical Data

Nr.	B	Length (L) (mm)	ø
54653.030.001	35	25	3
54653.040.001	35	30	4
54653.050.001	38	35	5
54653.060.001	40	40	6
54653.080.001	40	45	8

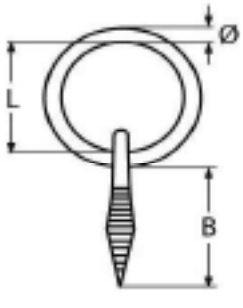

54653

13

54653 **Ring nail / Ringnagel / Piton à oeil avec anneau** **MH11**

Material Stainless steel A4



ø	✉	Art.number	ø	✉	Art.number	ø	✉	Art.number
3MM*	10	54653.030.001	5MM*	10	54653.050.001	8MM*	5	54653.080.001
4MM*	10	54653.040.001	6MM*	10	54653.060.001			

Handle

Handgreep / Poignée



Technical Data

Nr.	B	D	H	L_1	L_2	Length (L) (mm)	S	W	W_1
54654.065.001	13	7.0	16	48	57	65	-	-	-
54654.080.001	14	8.0	20	64	72	80	-	-	-
54654.100.001	18	10.0	25	75	88	100	-	-	-
54655.118.001	12	-	27	100	105	118	-	36	26
54655.152.001	18	-	32	130	135	152	-	43	35
54656.106.001	17	6.5	27.5	-	-	150	3.6	-	-

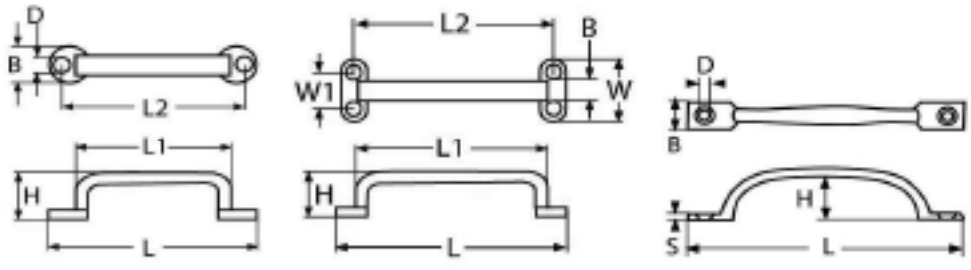

54654 54655 54656

Article groups

Material	Code	Page
St.st. A2	54654	13-129
St.st. A2	54655	13-129
St.st. A4	54656	13-130

54654 **Handle end-polished / Handgreep plat, gepolijst / Poignée poli** **MH11**

Material Stainless steel A2



L	✉	Art.number	L	✉	Art.number	L	✉	Art.number
65MM*	5	54654.065.001	80MM*	5	54654.080.001	100MM	5	54654.100.001

54655 **Handle end-polished / Handgreep plat, gepolijst / Poignée poli** **MH11**

Material Stainless steel A2



L	✉	Art.number	L	✉	Art.number
118MM	5	54655.118.001	152MM	1	54655.152.001

13

FABORY

54656	Handle / Handgreep afgerond / Poignée	MH11
Material	Stainless steel A4	



L	✉	Art.number
150MM*	5	54656.150.001

Chain

Ketting / Chaîne



Technical Data

Nr.	B_2	P	ø	≈ Breaking load (N)
54701.020.001	8	12	2	1.250
54701.030.001	11	16	3	2.800
54701.040.001	14	16	4	8.000
54701.050.001	17	18.5	5	12.500
54701.060.001	20	18.5	6	16.000
54701.080.001	26	24	8	32.000
54701.100.001	34	28	10	50.000
54702.015.001	6	12	1.5	900
54702.020.001	8	22	2	1.250
54702.030.001	12	26	3	2.800
54702.040.001	16	32	4	6.300
54702.050.001	20	35	5	10.000
54702.060.001	24	42	6	12.500
54702.080.001	32	52	8	25.000
54702.100.001	40	65	10	40.000

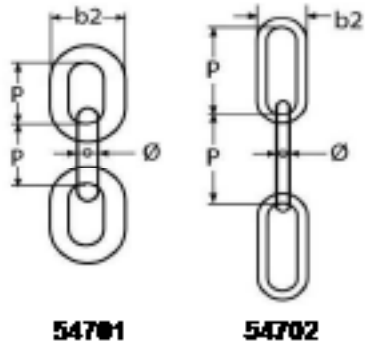

13

Article groups

Material	Code	Page
St.st. A4	54701	13-131
St.st. A4	54702	13-131

54701 **Chain, short link / Ketting, kortschalmig / Chaîne maillon court** **MH11**

Material Stainless steel A4



ø x L	✉	Art.number	ø x L	✉	Art.number	ø x L	✉	Art.number
2MM-100MTR	1	54701.020.001	5MM-50MTR	1	54701.050.001	8MM-50MTR*	1	54701.080.001
3MM-100MTR	1	54701.030.001	6MM-50MTR	1	54701.060.001	10MM-50MTR*	1	54701.100.001
4MM-50MTR	1	54701.040.001						

54702 **Chain, long link / Ketting, langschalmig / Chaîne maillon long** **MH11**

Material Stainless steel A4



ø x L	✉	Art.number	ø x L	✉	Art.number	ø x L	✉	Art.number
1,5MM-100MTR	1	54702.015.001	4MM-50MTR	1	54702.040.001	8MM-50MTR	1	54702.080.001
2MM-100MTR	1	54702.020.001	5MM-50MTR	1	54702.050.001	10MM-50MTR*	1	54702.100.001
3MM-100MTR	1	54702.030.001	6MM-50MTR	1	54702.060.001			

Quick link for chains

Noodschalm / Maillon rapide pour les chaînes



Technical Data

Nr.	B	C	D	Length (L) (mm)	S	ø	≈ Breaking load (N)
54141.040.061	32	11	19.0	61	-	4	8.500
54141.050.070	37	13	22	70	-	5	13.500
54141.060.082	42	14	25	82	-	6	20.000
54141.080.100	53	17	31	100	-	8	33.000
54141.100.118	63	20	36	118	-	10	55.000
54141.120.144	76	23	43	144	-	12	75.000
54703.040.001	12	-	-	32	5.5	4	-
54703.050.001	13	-	-	39	6.5	5	-
54703.060.001	14	-	-	45	7.5	6	-
54703.080.001	18	-	-	58	9.5	8	-
54703.100.001	22	-	-	69	12	10	-

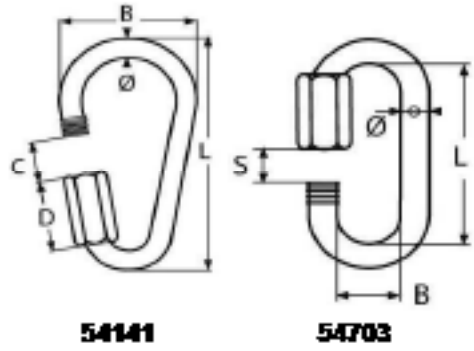

Article groups

Material	Code	Page
St.st. A4	54141	13-132
St.st. A4	54703	13-132

FABORY

54141 **Pear shape quick link for chain / Karabijnhaak met snelsluiting, peervorm / Mousqueton rapide** **MH11**

Material Stainless steel A4



ø x L	✉	Art.number	ø x L	✉	Art.number	ø x L	✉	Art.number
4X61	10	54141.040.061	6X82	10	54141.060.082	10X118	5	54141.100.118
5X70	10	54141.050.070	8X100*	10	54141.080.100	12X144*	5	54141.120.144

54703 **Quick link for chains / Noodschalm / Maillon rapide pour les chaînes** **MH11**

Material Stainless steel A4



ø	✉	Art.number	ø	✉	Art.number	ø	✉	Art.number
4MM	20	54703.040.001	6MM	20	54703.060.001	10MM	10	54703.100.001
5MM	20	54703.050.001	8MM	10	54703.080.001			

13

Riveting 14

Page 14-2

Dome head OMNI, open end

Page 14-7

Large dome head OMNI, open end

Page 14-9

Countersunk head OMNI, open end

Page 14-11

Dome head SIGMA, closed end

Page 14-13

Countersunk head SIGMA, closed end

Page 14-14

Dome head MULTI, open end, aluminium

Page 14-15

Dome head MULTI, open end, steel

Page 14-16

Large dome head, MULTI, open end

Page 14-17

Extra large dome head MULTI, open end

Page 14-18

Countersunk head MULTI, open end

Page 14-19

Dome head TRIPO, open end, triform type

Page 14-20

Dome head EXPO, open end, peel type

Page 14-21

Dome head LOCK, high strength, open end

Page 14-22

Dome head BULB, high strength, open end

Page 14-23

Countersunk head LOCK, high strength, open end

Page 14-24

Dome head P-lock, high strength, open end

Page 14-25

MONOBOLT dome head, structural

Page 14-26

MONOBOLT countersunk head, structural

Page 14-27

Dome head with cap, peel type, for license plates

Page 14-27

Cylindrical head Al, St., A4

Page 14-29

Cylindrical head A2

Page 14-30
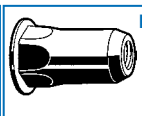
Cylindrical head, half hex

Page 14-31

Cylindrical head, closed

Page 14-32

Countersunk head Al, St.

Page 14-33

Countersunk head A2

Page 14-33

Countersunk head A4, smooth shank

Page 14-34

Countersunk head, closed

Page 14-35
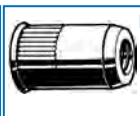
Reduced countersunk head Al, St.

Page 14-36

Reduced countersunk head A2

Page 14-36

Reduced countersunk head, half hex A2

Page 14-37

Reduced countersunk head, half hex St.

Page 14-38

Rivet bolt

Page 14-39

Blind rivet hand tool

Page 14-40

Blind rivet pneumatic tool

Page 14-41

Blind rivet nut hand tool

Page 14-42

Blind rivet nut pneumatic tool

Page 14-42

Battery

Page 14-43
DIN 660/124

Round head

Page 14-46
DIN 661/302

Countersunk head

Page 14-48
DIN 662

Mushroom head

Page 14-49
DIN 674

Flat round head

Page 14-50

Drive screw

FABORY

Dome head open end blind rivet

Platbolkop blindklinknagel, open / Rivet aveugle à tête plate, ouvert

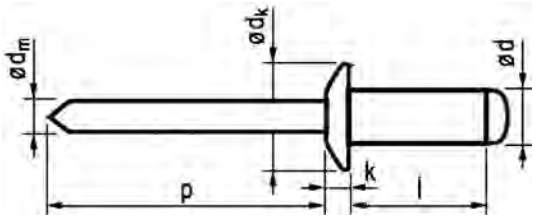

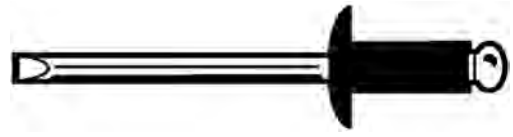

Technical Data

ø d	Drill ø	k	p	ø d_k
2.4	2.50	0.7	≥27	5
3.0	3.10	0.8	≥27	6.5
3.2	3.30	0.8	≥27	6.5
4.0	4.10	1	≥27	8
4.8	4.90	1.1	≥27	9.5
5.0	5.10	1.1	≥27	9.5
6.0	6.10	1.5	≥31	12
6.4	6.50	1.8	≥31	13

Article groups

Material	Surface treatment	Code	Page
Al AlMg 2,5-3,5 / St.	ZPL	34110	14-3
Al AlMg 2,5-3,5 / St.	Black pnt./ZPL	34310	14-4
St. / St.	ZPL	34130	14-4
Al AlMg 2,5 / Al		33190	14-5
Al AlMg 3 / St.st. A2		34190	14-5
St.st. A2 / St.st. A2		34180	14-6
St.st. A4 / St.st. A4		34186	14-6
Cu / St.	ZPL	34150	14-7

34110 **Dome head open end blind rivet / Platbolkop blindklinknagel, open / Rivet aveugle à tête plate, ouvert** **T05A**

Material body/mandrel Aluminium AlMg 2,5-3,5 / Steel
Surface treatment Zinc plated



mm	mm	mm	mm	N	N
2,4	4	=2,0	= 1,45	365	315
2,4	6	2,0-4,0	= 1,45	365	315
2,4	8	4,0-6,0	= 1,45	365	315
3,0	4	= 1,5	= 1,75	810	620
3,0	6	1,5-3,0	= 1,75	810	620
3,0	8	3,0-5,0	= 1,75	810	620
3,0	10	5,0-7,0	= 1,75	810	620
3,0	12	7,0-9,0	= 1,75	810	620
3,0	16	11,0-13,0	= 1,75	810	620
3,2	4	= 1,5	= 1,75	980	750
3,2	6	1,5-3,5	= 1,75	980	750
3,2	8	3,5-5,5	= 1,75	980	750
3,2	10	5,5-7,5	= 1,75	980	750
3,2	12	7,5-9,5	= 1,75	980	750
3,2	14	9,5-11,5	= 1,75	980	750
3,2	16	11,5-13,5	= 1,75	980	750
3,2	18	13,5-15,5	= 1,75	980	750
3,2	20	15,5-17,5	= 1,75	980	750
4,0	5	= 1,5	=2,10	1600	1200
4,0	6	1,5-3,0	=2,10	1600	1200
4,0	8	3,0-5,0	=2,10	1600	1200
4,0	10	5,0-6,5	=2,10	1600	1200
4,0	12	6,5-8,5	=2,10	1600	1200
4,0	14	8,5-10,5	=2,10	1600	1200
4,0	16	10,5-12,5	=2,10	1600	1200
4,0	18	12,5-14,5	=2,10	1600	1200
4,0	20	14,5-16,5	=2,10	1600	1200
4,0	25	19,0-21,5	=2,10	1600	1200
4,0	30	21,5-26,0	=2,10	1600	1200
4,0	35	26,0-30,0	=2,10	1600	1200
4,8	6	1,0-3,0	=2,70	2230	1690
4,8	8	3,0-4,5	=2,70	2230	1690
4,8	10	4,5-6,0	=2,70	2230	1690
4,8	12	6,0-8,0	=2,70	2230	1690
4,8	14	8,0-10,0	=2,70	2230	1690
4,8	16	10,0-12,0	=2,70	2230	1690
4,8	18	12,0-14,0	=2,70	2230	1690
4,8	20	14,0-16,0	=2,70	2230	1690
4,8	22	16,0-18,0	=2,70	2230	1690

mm	mm	mm	mm	N	N
4,8	25	18,0-21,0	=2,70	2230	1690
4,8	28	21,0-23,5	=2,70	2230	1690
4,8	30	23,5-25,0	=2,70	2230	1690
4,8	35	25,0-30,0	=2,70	2230	1690
4,8	45	35,0-38,0	=2,70	2230	1690
5,0	6	1,0-3,0	=2,70	2500	2000
5,0	8	3,0-4,5	=2,70	2500	2000
5,0	10	4,5-6,0	=2,70	2500	2000
5,0	12	6,0-8,0	=2,70	2500	2000
5,0	14	8,0-10,0	=2,70	2500	2000
5,0	16	10,0-12,0	=2,70	2500	2000
5,0	18	12,0-14,0	=2,70	2500	2000
5,0	21	14,0-17,0	=2,70	2500	2000
5,0	25	17,0-20,0	=2,70	2500	2000
5,0	27	20,0-23,0	=2,70	2500	2000
5,0	30	23,0-25,0	=2,70	2500	2000
5,0	35	25,0-30,0	=2,70	2500	2000
5,0	40	30,0-35,0	=2,70	2500	2000
5,0	45	35,0-40,0	=2,70	2500	2000
5,0	50	40,0-45,0	=2,70	2500	2000
5,0	55	45,0-50,0	=2,70	2500	2000
5,0	60	50,0-55,0	=2,70	2500	2000
6,0	8	2,0-4,0	=3,20	3500	3000
6,0	10	4,0-6,0	=3,20	3500	3000
6,0	12	6,0-8,0	=3,20	3500	3000
6,0	14	7,0-9,0	=3,20	3500	3000
6,0	16	9,0-11,0	=3,20	3500	3000
6,0	18	11,0-13,0	=3,20	3500	3000
6,0	22	13,0-17,0	=3,20	3500	3000
6,0	26	17,0-20,0	=3,20	3500	3000
6,0	30	20,0-24,0	=3,20	3500	3000
6,4	12	4,0-6,0	=3,85	4850	3120
6,4	15	6,0-9,0	=3,85	4850	3120
6,4	18	9,0-13,0	=3,85	4850	3120
6,4	22	13,0-16,0	=3,85	4850	3120
6,4	26	16,0-20,0	=3,85	4850	3120
6,4	30	18,0-24,0	=3,85	4850	3120
6,4	35	24,0-30,0	=3,85	4850	3120

d x L	✉	Art.number
2,4X4MM	500	34110.024.004
2,4X6MM	500	34110.024.006
2,4X8MM	500	34110.024.008
3,0X4MM	500	34110.030.004
3,0X6MM	500	34110.030.006
3,0X8MM	500	34110.030.008
3,0X10MM	500	34110.030.010
3,0X12MM	500	34110.030.012
3,0X16MM	500	34110.030.016
3,2X4MM	500	34110.032.004
3,2X6MM	500	34110.032.006
3,2X8MM	500	34110.032.008
3,2X10MM	500	34110.032.010
3,2X12MM	500	34110.032.012
3,2X14MM	500	34110.032.014
3,2X16MM	500	34110.032.016
3,2X18MM	500	34110.032.018
3,2X20MM	500	34110.032.020
4,0X6MM	500	34110.040.006
4,0X8MM	500	34110.040.008
4,0X10MM	500	34110.040.010
4,0X12MM	500	34110.040.012
4,0X14MM	500	34110.040.014
4,0X16MM	500	34110.040.016
4,0X18MM	500	34110.040.018
4,0X20MM	500	34110.040.020
4,0X25MM	500	34110.040.025
4,0X30MM	500	34110.040.030
4,8X6MM	500	34110.048.006
4,8X8MM	500	34110.048.008
4,8X10MM	500	34110.048.010
4,8X12MM	500	34110.048.012
4,8X14MM	500	34110.048.014
4,8X16MM	500	34110.048.016
4,8X18MM	500	34110.048.018
4,8X20MM	500	34110.048.020
4,8X22MM	500	34110.048.022
4,8X25MM	500	34110.048.025
4,8X30MM	250	34110.048.030
4,8X35MM	250	34110.048.035
4,8X45MM	250	34110.048.045
5,0X6MM	500	34110.050.006
5,0X8MM	500	34110.050.008
5,0X10MM	500	34110.050.010
5,0X12MM	500	34110.050.012
5,0X14MM	500	34110.050.014
5,0X16MM	500	34110.050.016
5,0X18MM	500	34110.050.018
5,0X21MM	500	34110.050.021
5,0X25MM	500	34110.050.025
5,0X27MM	250	34110.050.027
5,0X30MM	250	34110.050.030
5,0X35MM	250	34110.050.035
5,0X40MM	250	34110.050.040
5,0X50MM	250	34110.050.050
6,0X8MM	500	34110.060.008
6,0X10MM	500	34110.060.010
6,0X12MM	500	34110.060.012
6,0X14MM	500	34110.060.014
6,0X16MM	500	34110.060.016
6,0X18MM	250	34110.060.018
6,0X22MM	250	34110.060.022
6,0X26MM	250	34110.060.026
6,0X30MM	250	34110.060.030
6,4X12MM	250	34110.064.012
6,4X15MM	250	34110.064.015
6,4X18MM	250	34110.064.018
6,4X22MM	250	34110.064.022
6,4X26MM	250	34110.064.026
6,4X30MM	250	34110.064.030
6,4X35MM	250	34110.064.035

34310 Dome head open end blind rivet black anodized / Platbolkop blindklinknagel, open, zwart geanodiseerd / Rivet aveugle à tête plate, ouvert, anodisé noir — T05A

Material body/mandrel Aluminium AlMg 2,5-3,5 / Steel
Surface treatment Black painted/zinc plated



mm	mm	mm	mm	N	N
3,0	8	3,0-5,0	=1,75	810	520
3,0	10	5,0-7,0	=1,75	810	520
3,0	12	7,0-9,0	=1,75	810	520

mm	mm	mm	mm	N	N
4,0	8	3,0-5,0	=2,10	1600	1200
4,0	10	5,0-6,5	=2,10	1600	1200
4,0	12	6,5-8,5	=2,10	1600	1200

d x L		Art.number
3,0X8MM	500	34310.030.008
3,0X10MM	500	34310.030.010
3,0X12MM	500	34310.030.012

d x L		Art.number
4,0X8MM	500	34310.040.008

d x L		Art.number
4,0X10MM	500	34310.040.010
4,0X12MM	500	34310.040.012

34130 Dome head open end blind rivet / Platbolkop blindklinknagel, open / Rivet aveugle à tête plate, ouvert — T05A

Material body/mandrel Steel / Steel
Surface treatment Zinc plated



RoHS

mm	mm	mm	mm	N	N
3,0	6	1,5-3,0	=1,50	1125	915
3,0	8	3,0-5,0	=1,50	1125	915
3,0	10	5,0-7,0	=1,50	1125	915
3,0	12	7,0-9,0	=1,50	1125	915
3,0	14	9,0-11,0	=1,50	1125	915
3,2	6	1,5-3,0	=2,00	1285	1050
3,2	8	3,0-5,0	=2,00	1285	1050
3,2	10	5,0-7,0	=2,00	1285	1050
3,2	12	7,0-9,0	=2,00	1285	1050
3,2	14	9,0-11,0	=2,00	1285	1050
4,0	6	1,5-2,5	=2,50	1950	1550
4,0	8	2,5-4,5	=2,50	1950	1550
4,0	10	4,5-6,5	=2,50	1950	1550
4,0	12	6,5-8,5	=2,50	1950	1550
4,0	14	8,5-10,5	=2,50	1950	1550
4,0	16	10,5-12,5	=2,50	1950	1550
4,0	18	12,5-14,5	=2,50	1950	1550
4,0	20	14,5-16,5	=2,50	1950	1550
4,8	6	1,0-2,5	=2,50	2500	2300
4,8	8	2,5-4,5	=2,50	2500	2300
4,8	10	4,5-6,0	=2,50	2500	2300
4,8	12	6,0-8,0	=2,50	2500	2300
4,8	14	8,0-10,0	=2,50	2500	2300
4,8	16	10,0-11,5	=2,50	2500	2300

mm	mm	mm	mm	N	N
4,8	18	11,5-13,5	=2,50	2500	2300
4,8	20	13,5-15,0	=2,50	2500	2300
4,8	22	15,0-17,0	=2,50	2500	2300
4,8	25	17,0-20,0	=2,50	2500	2300
5,0	8	2,5-4,0	=2,50	3255	2575
5,0	10	4,0-6,0	=2,50	3255	2575
5,0	12	6,0-8,0	=2,50	3255	2575
5,0	14	8,0-10,0	=2,50	3255	2575
5,0	16	10,0-11,5	=2,50	3255	2575
5,0	18	11,5-13,5	=2,50	3255	2575
5,0	20	13,5-15,0	=2,50	3255	2575
5,0	25	15,0-16,5	=2,50	3255	2575
5,0	30	21,0-20,0	=2,50	3255	2575
5,0	35	22,0-30,0	=2,50	3255	2575
5,0	40	27,0-35,0	=2,50	3255	2575
6,0	10	1,5-4,5	=3,50	5000	4000
6,0	12	3,5-6,5	=3,50	5000	4000
6,4	12	3,5-6,5	=3,85	5415	4335
6,4	15	6,5-9,5	=3,85	5415	4335
6,4	18	9,5-12,5	=3,85	5415	4335
6,4	22	14,5-16,5	=3,85	5415	4335
6,4	26	18,5-20,5	=3,85	5415	4335
6,4	30	21,5-24,5	=3,85	5415	4335

d x L		Art.number
3,0X6MM	500	34130.030.006
3,0X8MM	500	34130.030.008
3,0X10MM	500	34130.030.010
3,0X12MM	500	34130.030.012
3,2X6MM	500	34130.032.006
3,2X8MM	500	34130.032.008
3,2X10MM	500	34130.032.010
3,2X12MM	500	34130.032.012
3,2X14MM	500	34130.032.014
4,0X6MM	500	34130.040.006
4,0X8MM	500	34130.040.008
4,0X10MM	500	34130.040.010
4,0X12MM	500	34130.040.012
4,0X14MM	500	34130.040.014

d x L		Art.number
4,0X16MM	500	34130.040.016
4,0X18MM	500	34130.040.018
4,0X20MM	500	34130.040.020
4,8X6MM	500	34130.048.006
4,8X8MM	500	34130.048.008
4,8X10MM	500	34130.048.010
4,8X12MM	500	34130.048.012
4,8X14MM	500	34130.048.014
4,8X16MM	500	34130.048.016
4,8X18MM	500	34130.048.018
4,8X20MM	500	34130.048.020
4,8X22MM	250	34130.048.022
4,8X25MM	250	34130.048.025
5,0X8MM	500	34130.050.008

d x L		Art.number
5,0X10MM	500	34130.050.010
5,0X12MM	500	34130.050.012
5,0X14MM	500	34130.050.014
5,0X16MM	500	34130.050.016
5,0X18MM	200	34130.050.018
5,0X20MM	250	34130.050.020
6,0X12MM	250	34130.060.012
6,4X12MM	250	34130.064.012
6,4X15MM	250	34130.064.015
6,4X18MM	250	34130.064.018
6,4X22MM	250	34130.064.022
6,4X26MM	250	34130.064.026
6,4X30MM	250	34130.064.030

33190 Dome head open end blind rivet / Platbolkop blindklinknagel, open / Rivet aveugle à tête plate, ouvert T05A

Material body/mandrel Aluminium AlMg 2,5 / Aluminium

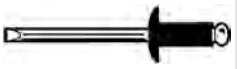

mm	mm	mm	mm	N	N
3,2	6	1,5-3,5	=1,95	670	535
3,2	8	3,5-5,5	=1,95	670	535
3,2	10	5,5-7,5	=1,95	670	535
4,0	6	1,5-3,0	=2,45	1025	845
4,0	8	3,0-5,0	=2,45	1025	845
4,0	10	5,0-7,0	=2,45	1025	845

mm	mm	mm	mm	N	N
4,8	12	7,0-9,0	=2,45	1405	845
4,8	8	2,5-4,5	=2,95	1405	1155
4,8	10	4,5-6,5	=2,95	1405	1155
4,8	12	6,5-8,5	=2,95	1405	1155
4,8	14	8,5-10,5	=2,95	1405	1155

d x L		Art.number	d x L		Art.number	d x L		Art.number
3,2X6MM	500	33190.032.006	4,0X8MM	500	33190.040.008	4,8X8MM	500	33190.048.008
3,2X8MM	500	33190.032.008	4,0X10MM	500	33190.040.010	4,8X10MM	500	33190.048.010
3,2X10MM	500	33190.032.010	4,0X12MM	500	33190.040.012	4,8X12MM	500	33190.048.012
						4,8X14MM	500	33190.048.014
4,0X6MM	500	33190.040.006						

34190 Dome head open end blind rivet / Platbolkop blindklinknagel, open / Rivet aveugle à tête plate, ouvert T05A

Material body/mandrel Aluminium AlMg 3 / Stainless steel A2



mm	mm	mm	mm	N	N
3,0	4	=1,5	=1,75	810	620
3,0	6	1,5-3,5	=1,75	810	620
3,0	8	3,5-5,5	=1,75	810	620
3,0	10	5,5-7,0	=1,75	810	620
3,0	12	7,0-9,0	=1,75	810	620
3,2	6	1,5-3,5	=1,95	980	750
3,2	8	3,5-5,5	=1,95	980	750
4,0	6	1,0-3,0	=2,10	1600	1200
4,0	8	3,0-5,0	=2,10	1600	1200
4,0	10	5,0-6,5	=2,10	1600	1200
4,0	12	6,5-8,5	=2,10	1600	1200
4,0	16	10,5-12,5	=2,10	1600	1200

mm	mm	mm	mm	N	N
4,0	20	14,5-16,5	=2,10	1600	1200
4,0	25	19,0-21,5	=2,10	1600	1200
4,8	10	4,5-6,5	=2,70	2230	1690
4,8	12	6,5-8,5	=2,70	2230	1690
4,8	14	8,5-10,5	=2,70	2230	1690
4,8	16	10,5-12,5	=2,70	2230	1690
5,0	8	2,5-4,5	=2,70	2500	2000
5,0	10	4,5-6,5	=2,70	2500	2000
5,0	12	6,5-8,5	=2,70	2500	2000
5,0	14	8,5-10,5	=2,70	2500	2000
5,0	16	10,5-12,5	=2,70	2500	2000

d x L		Art.number	d x L		Art.number	d x L		Art.number
3,0X6MM	500	34190.030.006	4,0X6MM	500	34190.040.006	4,8X12MM	500	34190.048.012
3,0X8MM	500	34190.030.008	4,0X8MM	500	34190.040.008	4,8X14MM	500	34190.048.014
3,0X10MM	500	34190.030.010	4,0X10MM	500	34190.040.010	4,8X16MM	500	34190.048.016
3,0X12MM	500	34190.030.012	4,0X12MM	500	34190.040.012			
			4,0X16MM	500	34190.040.016	5,0X8MM	500	34190.050.008
3,2X6MM	500	34190.032.006	4,0X20MM	500	34190.040.020	5,0X10MM	500	34190.050.010
3,2X8MM	500	34190.032.008				5,0X12MM	500	34190.050.012
			4,8X10MM	500	34190.048.010	5,0X16MM	500	34190.050.016

FABORY

34180 Dome head open end blind rivet / Platbolkop blindklinknagel, open / Rivet aveugle à tête plate, ouvert T05A

Material body/mandrel Stainless steel A2 / Stainless steel A2



mm	mm	mm	mm	N	N
3,0	6	1,5-2,5	=1,50	2000	1600
3,0	8	2,5-4,5	=1,50	2000	1600
3,0	10	4,5-6,5	=1,50	2000	1600
3,0	12	6,5-8,5	=1,50	2000	1600
3,0	15	9,5-11,5	=1,50	2000	1600
3,2	6	1,5-2,5	=2,00	2500	1800
3,2	8	2,5-4,5	=2,00	2500	1800
3,2	10	4,5-6,5	=2,00	2500	1800
3,2	12	6,5-8,5	=2,00	2500	1800
3,2	15	8,5-12,0	=2,00	2500	1800
4,0	6	=2,0	=2,50	3800	3100
4,0	8	2,0-4,0	=2,50	3800	3100
4,0	10	4,0-6,0	=2,50	3800	3100
4,0	13	7,0-9,0	=2,50	3800	3100
4,0	14	9,0-10,0	=2,50	3800	3100
4,0	16	10,0-12,0	=2,50	3800	3100
4,0	18	12,0-14,0	=2,50	3800	3100
4,0	20	14,0-16,0	=2,50	3800	3100

mm	mm	mm	mm	N	N
4,0	25	17,0-21,0	=2,50	3800	3100
4,8	6	1,5-3,0	=2,50	6500	4500
4,8	10	3,0-5,0	=2,50	6500	4500
4,8	12	5,0-7,0	=2,50	6500	4500
4,8	16	9,0-11,0	=2,50	6500	4500
4,8	18	11,0-13,0	=2,50	6500	4500
4,8	20	13,0-15,0	=2,50	6500	4500
4,8	25	15,0-20,0	=2,50	6500	4500
4,8	27	18,0-22,0	=2,50	6500	4500
4,8	30	20,0-25,0	=2,50	6500	4500
5,0	6	1,5-3,0	=2,50	6500	5000
5,0	10	3,0-5,0	=2,50	6500	5000
5,0	12	5,0-7,0	=2,50	6500	5000
5,0	16	9,0-11,0	=2,50	6500	5000
5,0	18	11,0-13,0	=2,50	6500	5000
5,0	20	13,0-15,0	=2,50	6500	5000
5,0	25	17,0-20,0	=2,50	6500	5000

d x L	✉	Art.number	d x L	✉	Art.number	d x L	✉	Art.number
3,0X6MM	500	34180.030.006	4,0X6MM	500	34180.040.006	4,8X16MM	500	34180.048.016
3,0X8MM	500	34180.030.008	4,0X8MM	500	34180.040.008	4,8X18MM	500	34180.048.018
3,0X10MM	500	34180.030.010	4,0X10MM	500	34180.040.010	4,8X20MM	500	34180.048.020
3,0X12MM	500	34180.030.012	4,0X13MM	500	34180.040.013	4,8X25MM	500	34180.048.025
3,0X15MM	500	34180.030.015	4,0X16MM	500	34180.040.016	4,8X30MM	500	34180.048.030
			4,0X18MM	500	34180.040.018			
3,2X6MM	500	34180.032.006	4,0X20MM	500	34180.040.020	5,0X8MM	500	34180.050.008
3,2X8MM	500	34180.032.008				5,0X10MM	500	34180.050.010
3,2X10MM	500	34180.032.010	4,8X8MM	500	34180.048.008	5,0X12MM	500	34180.050.012
3,2X12MM	500	34180.032.012	4,8X10MM	500	34180.048.010	5,0X16MM	500	34180.050.016
3,2X15MM	500	34180.032.015	4,8X12MM	500	34180.048.012	5,0X20MM	250	34180.050.020
			4,8X14MM	500	34180.048.014			

34186 Dome head open end blind rivet / Platbolkop blindklinknagel, open / Rivet aveugle à tête plate, ouvert T05A

Material body/mandrel Stainless steel A4 / Stainless steel A4



mm	mm	mm	mm	N	N
3,0	6	1,5-2,5	=1,50	2000	1600
3,0	8	2,5-4,5	=1,50	2000	1600
3,0	10	4,5-6,5	=1,50	2000	1600
3,2	6	1,5-2,5	=2,00	2500	1800
3,2	8	2,5-4,5	=2,00	2500	1800
3,2	10	4,5-6,5	=2,00	2500	1800
3,2	12	6,5-8,5	=2,00	2500	1800
4,0	6	=2,0	=2,50	3800	3100
4,0	8	2,0-4,0	=2,50	3800	3100

mm	mm	mm	mm	N	N
4,0	10	4,0-6,0	=2,50	3800	3100
4,0	13	7,0-9,0	=2,50	3800	3100
4,0	16	10,0-12,0	=2,50	3800	3100
4,8	6	1,5-3,0	=2,70	2230	1630
4,8	10	3,0-5,0	=2,70	2230	1630
4,8	12	5,0-7,0	=2,70	2230	1630
4,8	16	7,0-9,0	=2,70	2230	1630
4,8	18	9,0-11,0	=2,70	2230	1630
4,8	20	11,0-13,0	=2,70	2230	1630

d x L	✉	Art.number	d x L	✉	Art.number	d x L	✉	Art.number
3,0X6MM	500	34186.030.006	3,2X12MM	500	34186.032.012			
3,0X8MM	500	34186.030.008				4,8X8MM	500	34186.048.008
3,0X10MM	500	34186.030.010	4,0X6MM	500	34186.040.006	4,8X10MM	500	34186.048.010
			4,0X8MM	500	34186.040.008	4,8X12MM	500	34186.048.012
3,2X6MM	500	34186.032.006	4,0X10MM	500	34186.040.010	4,8X16MM	500	34186.048.016
3,2X8MM	500	34186.032.008	4,0X13MM	500	34186.040.013	4,8X18MM	500	34186.048.018
3,2X10MM	500	34186.032.010	4,0X16MM	500	34186.040.016	4,8X20MM	500	34186.048.020

34150 **Dome head open end blind rivet / Platbolkop blindklinknagel, open / Rivet aveugle à tête plate, ouvert** **T05A**

Material body/mandrel Copper / Steel
Surface treatment Zinc plated



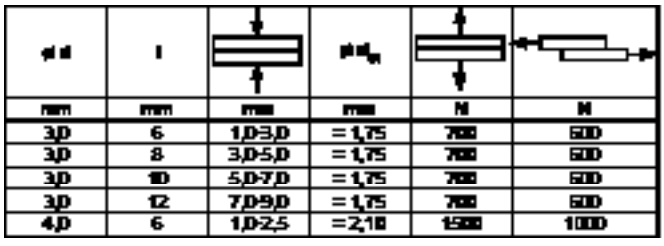

ø d	l				
mm	mm	mm	mm	N	N
3,0	6	1,0-3,0	= 1,75	700	500
3,0	8	3,0-5,0	= 1,75	700	500
3,0	10	5,0-7,0	= 1,75	700	500
3,0	12	7,0-9,0	= 1,75	700	500
4,0	6	1,0-2,5	= 2,10	1500	1000

ø d	l				
mm	mm	mm	mm	N	N
4,0	8	2,5-4,5	= 2,10	1500	1000
4,0	10	4,5-6,5	= 2,10	1500	1000
4,0	12	6,5-8,5	= 2,10	1500	1000
4,0	16	8,5-12,5	= 2,10	1500	1000

d x L	✉	Art.number	d x L	✉	Art.number	d x L	✉	Art.number
3,0X6MM	500	34150.030.006				4,0X10MM	500	34150.040.010
3,0X8MM	500	34150.030.008	4,0X6MM	500	34150.040.006	4,0X12MM	500	34150.040.012
3,0X10MM	500	34150.030.010	4,0X8MM	500	34150.040.008			

Large dome head open end blind rivet

Grote platbolkop blindklinknagel, open / Rivet aveugle à tête plate large, ouvert

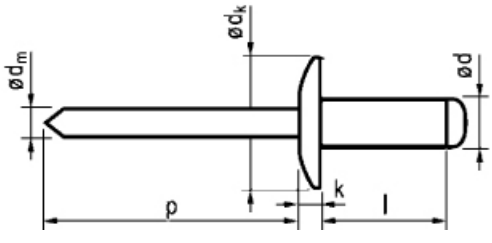

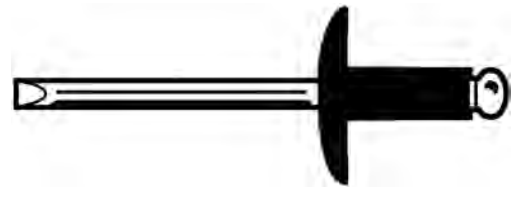

Technical Data

ø d x ø d_k	Drill ø	k	p
3.2X9.5	3.30	≤ 2	≥27
4.0X12	4.10	≤ 2	≥27
4.8X16	4.90	≤ 2.5	≥27
5.0x11	5.10	≤ 2.5	≥27
5.0x14	5.10	≤ 2.5	≥27
5.0x16	5.10	≤ 2.5	≥27

FABORY

34113 **Large dome head open end blind rivet / Grote platbolkop blindklinknagel, open / Rivet aveugle à tête plate large, ouvert** **T05A**

Material body/mandrel Aluminium AlMg 2,5-3,5 / Steel
Surface treatment Zinc plated



mm	mm	mm	mm	N	N
3,2x6,5	6	1,5-3,5	=1,70	5000	7500
3,2x8,5	8	3,5-5,5	=1,70	5000	7500
3,2x8,5	10	5,5-7,5	=1,70	5000	7500
3,2x8,5	12	7,5-9,5	=1,70	5000	7500
4,0x12	6	1,5-3,0	=2,10	1600	1200
4,0x12	8	3,0-5,0	=2,10	1600	1200
4,0x12	10	5,0-6,5	=2,10	1600	1200
4,0x12	12	6,5-8,5	=2,10	1600	1200
4,0x12	14	8,5-10,5	=2,10	1600	1200
4,0x12	16	10,5-12,5	=2,10	1600	1200
4,8x16	8	3,0-4,5	=2,10	2230	1690
4,8x16	10	4,5-6,0	=2,10	2230	1690
4,8x16	12	6,0-8,0	=2,10	2230	1690
4,8x16	16	10,0-12,0	=2,10	2230	1690
4,8x16	18	12,0-14,0	=2,10	2230	1690
4,8x16	20	14,0-16,0	=2,10	2230	1690
5,0x11	8	2,0-5,0	=2,70	2500	2000
5,0x11	10	4,0-6,5	=2,70	2500	2000
5,0x11	12	6,0-8,0	=2,70	2500	2000
5,0x11	14	7,0-10,0	=2,70	2500	2000

mm	mm	mm	mm	N	N
5,0x11	16	8,0-12,0	=2,70	2500	2000
5,0x11	18	11,5-13,5	=2,70	2500	2000
5,0x11	20	12,0-15,5	=2,70	2500	2000
5,0x11	25	15,0-20,5	=2,70	2500	2000
5,0x11	30	20,0-25,0	=2,70	2500	2000
5,0x14	8	3,0-4,5	=2,70	2500	2000
5,0x14	10	4,5-6,0	=2,70	2500	2000
5,0x14	12	6,0-8,0	=2,70	2500	2000
5,0x14	14	8,0-10,0	=2,70	2500	2000
5,0x14	16	10,0-12,0	=2,70	2500	2000
5,0x14	18	12,0-14,0	=2,70	2500	2000
5,0x14	21	14,0-17,0	=2,70	2500	2000
5,0x14	25	17,0-20,0	=2,70	2500	2000
5,0x14	30	23,0-26,0	=2,70	2500	2000
5,0x16	10	2,0-6,5	=2,70	2500	2000
5,0x16	16	6,0-12,0	=2,70	2500	2000
5,0x16	20	11,5-15,5	=2,70	2500	2000
5,0x16	25	15,0-20,5	=2,70	2500	2000
5,0x16	33	20,0-28,0	=2,70	2500	2000
5,0x16	35	22,0-30,0	=2,70	2500	2000

d x L	✉	Art.number
3,2X6MM dk=9,5	500	34113.320.609
3,2X8MM dk=9,5	500	34113.320.809
3,2X10MM dk=9,5	500	34113.321.009
3,2X12MM dk=9,5	500	34113.321.209
4,0X6MM dk=12	500	34113.400.612
4,0X8MM dk=12	500	34113.400.812
4,0X10MM dk=12	500	34113.401.012
4,0X12MM dk=12	500	34113.401.212
4,0X14MM dk=12	500	34113.401.412
4,0X16MM dk=12	500	34113.401.612

d x L	✉	Art.number
4,8X10MM dk=16	250	34113.481.016
4,8X12MM dk=16	250	34113.481.216
4,8X16MM dk=16	250	34113.481.616
4,8X18MM dk=16	250	34113.481.816
4,8X20MM dk=16	250	34113.482.016
5,0X8MM dk=14	250	34113.500.814
5,0X10MM dk=11	500	34113.501.011
5,0X10MM dk=14	250	34113.501.014
5,0X10MM dk=16	250	34113.501.016
5,0X12MM dk=11	500	34113.501.211
5,0X12MM dk=14	250	34113.501.214

d x L	✉	Art.number
5,0X14MM dk=14	250	34113.501.414
5,0X16MM dk=14	250	34113.501.614
5,0X16MM dk=16	250	34113.501.616
5,0X18MM dk=14	250	34113.501.814
5,0X20MM dk=11	500	34113.502.011
5,0X20MM dk=16	250	34113.502.016
5,0X21MM dk=14	250	34113.502.114
5,0X24MM dk=14	250	34113.502.414
5,0X25MM dk=16	250	34113.502.516
5,0X30MM dk=14	250	34113.503.014
5,0X35MM dk=16	250	34113.503.516

Countersunk head open end blind rivet

Verzonkenkop blindklinknagel, open / Rivet aveugle à tête fraisée, ouvert

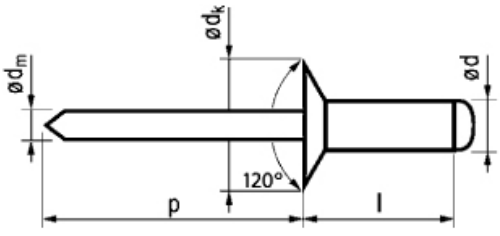



Technical Data

ø d	Drill ø	p	ø d_k
3.0	3.10	≥27	6
3.2	3.30	≥27	6
4.0	4.10	≥27	7.5
4.8	4.90	≥27	9
5.0	5.10	≥27	9

Article groups

Material	Surface treatment	Code	Page
Al AlMg 2,5-3,5 / St.	ZPL	34120	14-9
St. / St.	ZPL	34140	14-10
Al AlMg 3 / St.st.		34200	14-10
St.st. A2 / St.st. A2		34184	14-10

34120 **Countersunk head open end blind rivet / Verzonkenkop blindklinknagel, open / Rivet aveugle à tête fraisée, ouvert** **T05A**

Material body/mandrel Aluminium AlMg 2,5-3,5 / Steel
Surface treatment Zinc plated



RoHS

ød	l				
mm	mm	mm	mm	N	N
3,0	6	1,5-3,5	=1,75	810	620
3,0	8	3,5-5,5	=1,75	810	620
3,0	10	5,5-7,5	=1,75	810	620
3,0	12	7,5-9,5	=1,75	810	620
3,2	6	1,5-3,5	=1,75	980	760
3,2	8	3,5-5,5	=1,75	980	760
3,2	10	5,5-7,5	=1,75	980	760
3,2	12	7,5-9,5	=1,75	980	760
4,0	6	1,5-3,0	=2,10	1600	1200
4,0	8	3,0-5,0	=2,10	1600	1200
4,0	10	5,0-6,5	=2,10	1600	1200
4,0	12	6,5-8,5	=2,10	1600	1200
4,0	14	8,5-10,5	=2,10	1600	1200
4,0	16	10,5-12,5	=2,10	1600	1200
4,0	8	3,0-4,5	=2,70	2230	1690

ød	l				
mm	mm	mm	mm	N	N
4,8	10	4,5-6,0	=2,70	2230	1690
4,8	12	6,0-8,0	=2,70	2230	1690
4,8	14	8,0-10,0	=2,70	2230	1690
4,8	16	10,0-12,0	=2,70	2230	1690
4,8	18	12,0-14,0	=2,70	2230	1690
4,8	20	14,0-16,0	=2,70	2230	1690
4,8	25	18,0-21,0	=2,70	2230	1690
5,0	8	3,0-4,5	=2,70	2500	2000
5,0	10	4,5-6,0	=2,70	2500	2000
5,0	12	6,0-8,0	=2,70	2500	2000
5,0	14	8,0-10,0	=2,70	2500	2000
5,0	16	10,0-12,0	=2,70	2500	2000
5,0	18	12,0-14,0	=2,70	2500	2000
5,0	21	14,0-17,0	=2,70	2500	2000
5,0	25	17,0-20,0	=2,70	2500	2000

d x L	✉	Art.number	d x L	✉	Art.number	d x L	✉	Art.number
3,0X6MM	500	34120.030.006	4,0X10MM	500	34120.040.010	4,8X20MM	250	34120.048.020
3,0X8MM	500	34120.030.008	4,0X12MM	500	34120.040.012	4,8X25MM	250	34120.048.025
3,0X10MM	500	34120.030.010	4,0X16MM	500	34120.040.016			
3,0X12MM	500	34120.030.012	4,0X18MM	500	34120.040.018	5,0X8MM	500	34120.050.008
						5,0X10MM	500	34120.050.010
3,2X6MM	500	34120.032.006	4,8X8MM	500	34120.048.008	5,0X12MM	500	34120.050.012
3,2X8MM	500	34120.032.008	4,8X10MM	500	34120.048.010	5,0X14MM	500	34120.050.014
3,2X10MM	500	34120.032.010	4,8X12MM	500	34120.048.012	5,0X16MM	500	34120.050.016
3,2X12MM	500	34120.032.012	4,8X14MM	500	34120.048.014	5,0X18MM	500	34120.050.018
			4,8X16MM	500	34120.048.016	5,0X21MM	250	34120.050.020
4,0X6MM	500	34120.040.006	4,8X18MM	500	34120.048.018	5,0X25MM	250	34120.050.025
4,0X8MM	500	34120.040.008						

FABORY

34140 Countersunk head open end blind rivet / Verzonkenkop blindklinknagel, open / Rivet aveugle à tête fraisée, ouvert — T05A

Material body/mandrel Steel / Steel
Surface treatment Zinc plated



mm	mm	mm	mm	N	N
3,0	6	1,5-3,0	= 1,90	1125	915
3,0	8	3,0-5,0	= 1,90	1125	915
3,0	10	5,0-7,0	= 1,90	1125	915
3,0	12	7,0-9,0	= 1,90	1125	915
3,2	6	1,5-3,0	= 2,00	1285	1060
3,2	8	3,0-5,0	= 2,00	1285	1060
4,0	6	1,5-2,5	= 2,50	1990	1550
4,0	8	2,5-4,5	= 2,50	1990	1550
4,0	10	4,5-6,5	= 2,50	1990	1550
4,0	12	6,5-8,5	= 2,50	1990	1550

mm	mm	mm	mm	N	N
4,0	16	10,5-12,5	= 2,50	1990	1550
4,8	8	2,5-4,5	= 2,50	2920	2300
4,8	10	4,5-6,0	= 2,50	2920	2300
4,8	12	6,0-8,0	= 2,50	2920	2300
4,8	14	8,0-10,0	= 2,50	2920	2300
4,8	16	10,0-11,5	= 2,50	2920	2300
4,8	18	11,5-13,5	= 2,50	2920	2300
4,8	20	13,5-15,5	= 2,50	2920	2300
5,0	20	13,5-15,0	= 2,50	4000	3100
5,0	25	17,0-20,0	= 2,50	4000	3100

d x L		Art.number	d x L		Art.number	d x L		Art.number
3,0X6MM	500	34140.030.006	4,0X6MM	500	34140.040.006	4,8X12MM	500	34140.048.012
3,0X8MM	500	34140.030.008	4,0X8MM	500	34140.040.008	4,8X14MM	500	34140.048.014
3,0X10MM	500	34140.030.010	4,0X10MM	500	34140.040.010	4,8X16MM	500	34140.048.016
			4,0X12MM	500	34140.040.012	4,8X18MM	500	34140.048.018
3,2X6MM	500	34140.032.006				4,8X20MM	250	34140.048.020
3,2X8MM	500	34140.032.008	4,8X8MM	500	34140.048.008			
			4,8X10MM	500	34140.048.010	5,0X25MM	250	34140.050.025

34200 Countersunk head open end blind rivet / Verzonkenkop blindklinknagel, open / Rivet aveugle à tête fraisée, ouvert — T05A

Material body/mandrel Aluminium AlMg 3 / Stainless steel



mm	mm	mm	mm	N	N
3,0	6	1,5-3,5	= 1,75	870	680
3,0	8	3,5-5,0	= 1,75	870	680
3,0	10	5,0-7,0	= 1,75	870	680
4,0	6	1,0-2,5	= 2,10	1600	1200

mm	mm	mm	mm	N	N
4,0	8	2,5-5,0	= 2,10	1600	1200
4,0	10	5,0-6,5	= 2,10	1600	1200
4,0	12	6,0-8,0	= 2,10	1600	1200
5,0	12	4,0-8,5	= 2,70	2500	2000

d x L		Art.number	d x L		Art.number	d x L		Art.number
4,0X6MM	500	34200.040.006	4,0X10MM	500	34200.040.010			
4,0X8MM	500	34200.040.008	4,0X12MM	500	34200.040.012	5,0X12MM	500	34200.050.012

34184 Countersunk head open end blind rivet / Verzonkenkop blindklinknagel, open / Rivet aveugle à tête fraisée, ouvert — T05A

Material body/mandrel Stainless steel A2 / Stainless steel A2



mm	mm	mm	mm	N	N
4,0	8	2,0-4,0	= 2,50	3100	3100
4,0	10	4,0-6,0	= 2,50	3100	3100
4,0	12	6,0-8,0	= 2,50	3100	3100
4,0	15	9,0-11,0	= 2,50	3100	3100

mm	mm	mm	mm	N	N
4,8	8	1,5-3,0	= 2,50	6000	4500
4,8	10	3,0-5,0	= 2,50	6000	4500
4,8	12	5,0-7,0	= 2,50	6000	4500
4,8	15	8,0-10,0	= 2,50	6000	4500

d x L		Art.number	d x L		Art.number	d x L		Art.number
4,0X8MM	500	34184.040.008	4,0X15MM	500	34184.040.015	4,8X10MM	500	34184.048.010
4,0X10MM	500	34184.040.010				4,8X12MM	500	34184.048.012
4,0X12MM	500	34184.040.012	4,8X8MM	500	34184.048.008	4,8X15MM	500	34184.048.015

14

Dome head closed end blind rivet

Platbolkop blindklinknagel, gesloten / Rivet aveugle à tête plate, étanche

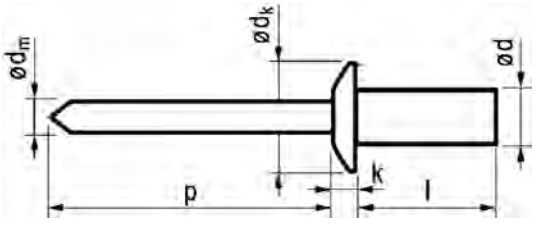



Technical Data

ø d	Drill ø	k	p	ø d_k
3.2	3.30	≤ 1.4	≥27	6
4.0 St.	4.10	1.4 ±0.3	≥27	8
4.0	4.10	≤ 1.7	≥27	8
4.8 St.	4.90	1.7 ±0.3	≥27	9.5
4.8	4.90	≤ 2	≥27	9.5
6.4	6.50	≤ 2.5	≥27	12.7

Article groups

Material	Surface treatment	Code	Page
Al AlMg 5 / St.phos.		33610	14-11
St. / St.	ZPL	33695	14-12
Al Al 99,5 / Al Al 99,5		33600	14-12
Al AlMg 5 / St.st. A2		33650	14-12
St.st. A2 / St.st.		33670	14-13

33610 **Dome head closed end blind rivet / Platbolkop blindklinknagel, gesloten / Rivet aveugle à tête plate, étanche** **T03A**

Material body/mandrel Aluminium AlMg 5 / Steel phosphated



mm	mm	mm	mm	N	N
3,2	6,5	0,5-2,0	= 1,70	1250	1870
3,2	8	2,0-3,5	= 1,70	1250	1870
3,2	9,5	3,5-5,0	= 1,70	1250	1870
3,2	10,7	5,0-6,5	= 1,70	1250	1870
3,2	12,7	6,5-8,0	= 1,70	1250	1870
4,0	8	0,5-3,5	= 2,18	2040	1700
4,0	9,5	3,5-4,5	= 2,18	2040	1700
4,0	11	4,5-6,5	= 2,18	2040	1700
4,0	12,7	6,5-8,0	= 2,18	2040	1700
4,8	8	1,0-3,0	= 2,63	3100	2200

mm	mm	mm	mm	N	N
4,8	9,5	3,0-4,5	= 2,63	3100	2200
4,8	11	4,5-6,0	= 2,63	3100	2200
4,8	12,5	6,0-7,5	= 2,63	3100	2200
4,8	14	7,5-9,0	= 2,63	3100	2200
4,8	16	9,0-11,0	= 2,63	3100	2200
4,8	18	11,0-13,0	= 2,63	3100	2200
4,8	21	13,0-16,0	= 2,63	3100	2200
6,4	12,5	1,5-6,0	= 3,70	4800	3650
6,4	16	6,0-8,0	= 3,70	4800	3650

d x L	✉	Art.number	d x L	✉	Art.number	d x L	✉	Art.number
3,2X6,5MM	500	33610.032.006	4,0X11MM	500	33610.040.011	4,8X14MM	500	33610.048.014
3,2X8MM	500	33610.032.008	4,0X12,7MM	500	33610.040.012	4,8X16MM	500	33610.048.016
3,2X9,5MM	500	33610.032.009				4,8X18MM	500	33610.048.018
3,2X10,7MM	500	33610.032.010	4,8X8MM	500	33610.048.008	4,8X21MM	500	33610.048.021
3,2X12,7MM	500	33610.032.012	4,8X9,5MM	500	33610.048.009			
			4,8X11MM	500	33610.048.011	6,4X12,5MM	250	33610.064.012
4,0X8MM	500	33610.040.008	4,8X12,5MM	500	33610.048.012	6,4X16MM	250	33610.064.016
4,0X9,5MM	500	33610.040.009						

FABORY

33695 Dome head closed end blind rivet / Platbolkop blindklinknagel, gesloten / Rivet aveugle à tête plate, étanche — T03A

Material body/mandrel Steel / Steel
Surface treatment Zinc plated



mm	mm	mm	mm	N	N
4,0	6	0,5-1,5	= 2,30	2500	2300
4,0	8	1,5-3,0	= 2,30	2500	2300
4,0	12	5,0-6,5	= 2,30	2500	2300
4,0	15	6,5-10,5	= 2,30	2500	2300

mm	mm	mm	mm	N	N
4,8	8	1,0-3,0	= 2,50	3800	2500
4,8	12	5,0-6,5	= 2,50	3800	2500
4,8	16	6,5-10,5	= 2,50	3800	2500

d x L	✉	Art.number	d x L	✉	Art.number	d x L	✉	Art.number
4,0X8MM	500	33695.040.008	4,0X15MM	500	33695.040.015	4,8X12MM	500	33695.048.012
4,0X12MM	500	33695.040.012				4,8X16MM	500	33695.048.016

33600 Dome head closed end blind rivet / Platbolkop blindklinknagel, gesloten / Rivet aveugle à tête plate, étanche — T03A

Material body/mandrel Aluminium Al 99,5 / Aluminium Al 99,5

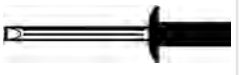

mm	mm	mm	mm	N	N
3,2	8	0,5-3,5	= 1,80	450	450
3,2	9,5	3,5-5,5	= 1,80	450	450
4,0	9,5	0,5-5,0	= 2,20	580	580
4,0	12,5	5,0-8,0	= 2,20	580	580

mm	mm	mm	mm	N	N
4,8	9,5	1,0-4,5	= 2,85	1120	900
4,8	11,5	4,5-6,5	= 2,85	1120	900
4,8	14,5	6,5-9,5	= 2,85	1120	900
4,8	18	9,5-13,0	= 2,85	1120	900

d x L	✉	Art.number	d x L	✉	Art.number	d x L	✉	Art.number
3,2X8MM	500	33600.032.008	4,0X12,5MM	500	33600.040.012	4,8X11,5MM	500	33600.048.011
3,2X9,5MM	500	33600.032.009				4,8X14,5MM	500	33600.048.014
			4,8X9,5MM	500	33600.048.009	4,8X18MM	500	33600.048.018
4,0X9,5MM	500	33600.040.009						

33650 Dome head closed end blind rivet / Platbolkop blindklinknagel, gesloten / Rivet aveugle à tête plate, étanche — T03A

Material body/mandrel Aluminium AlMg 5 / Stainless steel A2



mm	mm	mm	mm	N	N
3,2	6,5	0,5-2,0	= 1,70	1250	1070
3,2	8	2,0-3,5	= 1,70	1250	1070
3,2	9,5	3,5-5,0	= 1,70	1250	1070
3,2	11	5,0-6,5	= 1,70	1250	1070
3,2	12,7	6,5-8,0	= 1,70	1250	1070
4,0	8	0,5-3,5	= 2,18	2240	1700
4,0	9,5	3,5-4,5	= 2,18	2240	1700
4,0	11	4,5-6,5	= 2,18	2240	1700
4,0	12,7	6,5-8,0	= 2,18	2240	1700

mm	mm	mm	mm	N	N
4,8	8	1,0-3,0	= 2,63	3100	2200
4,8	9,5	3,0-4,5	= 2,63	3100	2200
4,8	11	4,5-6,0	= 2,63	3100	2200
4,8	12,5	6,0-7,5	= 2,63	3100	2200
4,8	14	7,5-9,0	= 2,63	3100	2200
4,8	16	9,0-11,0	= 2,63	3100	2200
4,8	18	11,0-13,0	= 2,63	3100	2200
4,8	21	13,0-16,0	= 2,63	3100	2200

d x L	✉	Art.number	d x L	✉	Art.number	d x L	✉	Art.number
3,2X6,5MM	500	33650.032.006	4,0X9,5MM	500	33650.040.009	4,8X11MM	500	33650.048.011
3,2X8MM	500	33650.032.008	4,0X11MM	500	33650.040.011	4,8X12,5MM	500	33650.048.012
3,2X9,5MM	500	33650.032.009	4,0X12,7MM	500	33650.040.012	4,8X14MM	500	33650.048.014
3,2X11MM	500	33650.032.011				4,8X16MM	500	33650.048.016
			4,8X8MM	500	33650.048.008	4,8X18MM	500	33650.048.018
4,0X8MM	500	33650.040.008	4,8X9,5MM	500	33650.048.009	4,8X21MM	500	33650.048.021

33670 **Dome head closed end blind rivet / Platbolkop blindklinknagel, gesloten / Rivet aveugle à tête plate, étanche** **T03A**

Material body/mandrel Stainless steel A2 / Stainless steel



ød	l				
mm	mm	mm	mm	N	N
3,2	6	0,5-1,5	=1,50	2500	2000
3,2	8	1,5-3,0	=1,50	2500	2000
3,2	9,5	3,0-5,0	=1,50	2500	2000
3,2	12	5,0-7,0	=1,50	2500	2000
4,0	6	0,5-1,5	=2,30	4000	3000
4,0	8	1,5-3,0	=2,30	4000	3000
4,0	9,5	3,0-5,0	=2,30	4000	3000

ød	l				
mm	mm	mm	mm	N	N
4,0	12	5,0-6,5	=2,30	4000	3000
4,0	16	6,5-10,5	=2,30	4000	3000
4,8	8	1,0-3,0	=2,50	5500	4500
4,8	9,5	3,0-5,0	=2,50	5500	4500
4,8	12	5,0-6,5	=2,50	5500	4500
4,8	16	6,5-10,5	=2,50	5500	4500

d x L	✉	Art.number	d x L	✉	Art.number	d x L	✉	Art.number
3,2X6MM	500	33670.032.006	4,0X6MM	500	33670.040.006			
3,2X8MM	500	33670.032.008	4,0X8MM	500	33670.040.008	4,8X8MM	500	33670.048.008
3,2X9,5MM	500	33670.032.009	4,0X9,5MM	500	33670.040.009	4,8X9,5MM	500	33670.048.009
3,2X12MM	500	33670.032.012	4,0X12MM	500	33670.040.012	4,8X12MM	500	33670.048.012
			4,0X16MM	500	33670.040.016	4,8X16MM	500	33670.048.016

Countersunk head closed end blind rivet

Verzonkenkop blindklinknagel, gesloten / Rivet aveugle à tête fraisée, étanche

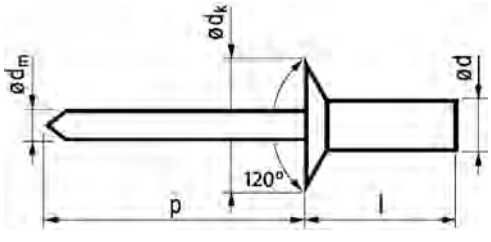



Technical Data

ø d	Drill ø	p	ø d_k
3.2	3.30	≥27	6
4.0	4.10	≥27	7.5
4.8	4.90	≥27	9

33620 **Countersunk head closed end blind rivet / Verzonkenkop blindklinknagel, gesloten / Rivet aveugle à tête fraisée, étanche** **T03A**

Material body/mandrel Aluminium AlMg 5 / Steel phosphated



ød	l				
mm	mm	mm	mm	N	N
3,2	7,5	1,5-3,5	=1,70	1345	1070
3,2	9	3,0-5,0	=1,70	1345	1070
3,2	10,5	4,5-6,5	=1,70	1345	1070
3,2	12	6,0-7,5	=1,70	1345	1070
4,0	9,5	3,0-5,0	=2,20	2340	1710
4,0	11	4,5-6,5	=2,20	2340	1710
4,0	12,5	6,0-8,0	=2,20	2340	1710

ød	l				
mm	mm	mm	mm	N	N
4,8	9,5	2,5-4,5	=2,65	3070	2230
4,8	11	4,0-6,0	=2,65	3070	2230
4,8	12,5	5,5-7,5	=2,65	3070	2230
4,8	14	7,0-9,0	=2,65	3070	2230
4,8	15,5	8,5-10,5	=2,65	3070	2230
4,8	19	12,0-14,0	=2,65	3070	2230

d x L	✉	Art.number	d x L	✉	Art.number	d x L	✉	Art.number
3,2X7,5MM	500	33620.032.007	4,0X9,5MM	500	33620.040.009	4,8X11MM	500	33620.048.011
3,2X9,5MM	500	33620.032.009	4,0X11MM	500	33620.040.011	4,8X12,5MM	500	33620.048.012
3,2X10,5MM	500	33620.032.010	4,0X12,5MM	500	33620.040.012	4,8X14MM	500	33620.048.014
3,2X12MM	500	33620.032.012				4,8X15,5MM	500	33620.048.015
			4,8X9,5MM	500	33620.048.009	4,8X19MM	500	33620.048.019

FABORY

Dome head open end blind rivet, multigrip

Platbolkop meerbereiks blindklinknagel, open / Rivet aveugle à tête plate, ouvert, multi-serrage

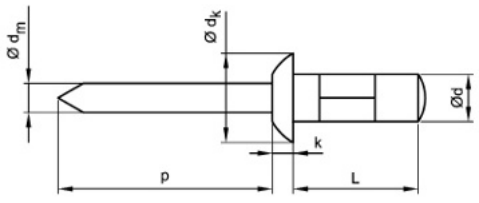

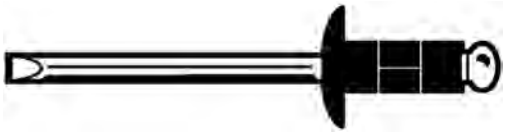

Technical Data

ø d	Drill ø	k	p	ø d_k
3.2	3.30	≤ 1.4	≥27	6
4.0	4.10	≤ 1.7	≥27	8
4.8	4.90	≤ 2	≥27	9.5

Article groups

Material	Surface treatment	Code	Page
Al AlMg 2,5 / St.	ZPL	34125	14-14
Al AlMg 2,5 / St.st. A2		34205	14-14

34125 **Dome head open end blind rivet, multigrip / Platbolkop meerbereiks blindklinknagel, open / Rivet aveugle à tête plate, ouvert, multi-serrage** **T05A**

Material body/mandrel Aluminium AlMg 2,5 / Steel
Surface treatment Zinc plated



3,2	B	0,5-5,0	= 1,78	500	680
3,2	9,5	2,0-6,5	= 1,78	500	680
3,2	11,1	3,5-8,0	= 1,78	500	680
4,0	9,5	1,0-6,0	= 2,18	1000	1150
4,0	12,7	4,0-5,5	= 2,18	1000	1150

4,0	16,9	8,5-13,5	= 2,18	1000	1150
4,8	18,3	0,5-5,5	= 2,78	2550	1500
4,8	15,1	5,0-10,5	= 2,78	2550	1500
4,8	16,9	7,0-12,0	= 2,78	2550	1500
4,8	24,8	14,5-19,5	= 2,78	2550	1500

d x L	✉	Art.number
3,2X8MM	500	34125.032.008
3,2X9,5MM	500	34125.032.009
3,2X11,1MM	500	34125.032.011
4,0X9,5MM	500	34125.040.009
4,0X12,7MM	500	34125.040.013
4,0X16,9MM	500	34125.040.017
4,8X10,3MM	500	34125.048.011
4,8X15,1MM	500	34125.048.015
4,8X16,9MM	500	34125.048.017
4,8X24,8MM	500	34125.048.025

34205 **Dome head open end blind rivet, multigrip / Platbolkop meerbereiks blindklinknagel, open / Rivet aveugle à tête plate, ouvert, multi-serrage** **T05A**

Material body/mandrel Aluminium AlMg 2,5 / Stainless steel A2

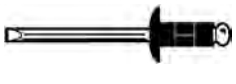

3,2	B	0,5-5,0	= 1,78	500	680
3,2	9,5	2,0-6,5	= 1,78	500	680
3,2	11,1	3,5-8,0	= 1,78	500	680
4,0	9,5	1,0-6,0	= 2,18	1000	1150
4,0	12,7	4,0-5,5	= 2,18	1000	1150

4,0	16,9	8,5-13,5	= 2,18	1000	1150
4,8	18,3	0,5-5,5	= 2,78	2550	1500
4,8	15,1	5,0-10,5	= 2,78	2550	1500
4,8	16,9	7,0-12,0	= 2,78	2550	1500
4,8	24,8	14,5-19,5	= 2,78	2550	1500

d x L	✉	Art.number
3,2X8,0MM	500	34205.032.008
3,2X11,1MM	500	34205.032.011
4,0X9,5MM	500	34205.040.009
4,0X12,7MM	500	34205.040.012
4,8X10,3MM	500	34205.048.010
4,8X15,1MM	500	34205.048.015
4,8X16,9MM	500	34205.048.016
4,8X24,8MM	250	34205.048.024

Go to www.fabory.com for all your tools, safety and metalworking products

Dome head open end blind rivet, multigrip

Platbolkop meerbereiks blindklinknagel, open / Rivet aveugle à tête plate, ouvert, multi-serrage

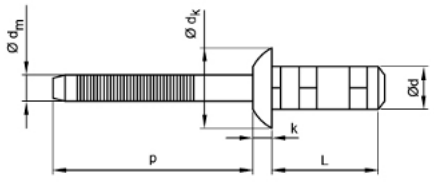

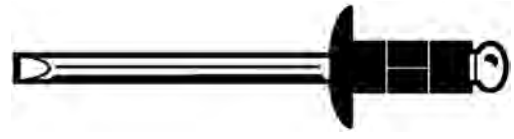

Technical Data

ø d	Drill ø	k (max.)	p	ø d_k
3.2	3.30	1.02	≥27	6.4
4.0	4.10	1.27	≥27	7.9
4.8	4.90	1.52	≥27	9.5

Article groups

Material	Surface treatment	Code	Page
St. / St.	ZPL	33900	14-15
St.st. A2 / St.st. A2		34185	14-15

33900 **Dome head open end blind rivet, multigrip / Platbolkop meerbereiks blindklinknagel, open / Rivet aveugle à tête plate, ouvert, multi-serrage** **T05A**

Material body/mandrel Steel / Steel
Surface treatment Zinc plated



RoHS

3,2	11,4	1,6-6,4	=2,05	1400	1100
4,0	12	1,6-6,4	=2,65	2100	1800
4,0	13,6	3,2-8,0	=2,65	2100	1800

4,8	12,7	1,6-6,4	=3,00	3100	2600
4,8	14,3	3,2-8,0	=3,00	3100	2600
4,8	19,3	8,0-12,7	=3,00	3100	2600

d x L		Art.number	d x L		Art.number	d x L		Art.number
3,2X11,4MM	500	33900.032.011	4,0X13,6MM	500	33900.040.013	4,8X14,3MM	500	33900.048.014
						4,8X19,3MM	500	33900.048.019
4,0X12MM	500	33900.040.012	4,8X12,7MM	500	33900.048.012			

34185 **Dome head open end blind rivet, multigrip / Platbolkop meerbereiks blindklinknagel, open / Rivet aveugle à tête plate, ouvert, multi-serrage** **T05A**

Material body/mandrel Stainless steel A2 / Stainless steel A2

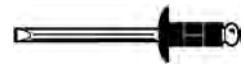

RoHS

3,2	9,9	1,0-4,8	=2,20	2600	1700
4,0	12	1,6-6,4	=2,70	3200	2400
4,0	13,6	3,2-8,0	=2,70	3200	2400
4,0	16,8	6,4-11,2	=2,70	3200	2400

4,8	12,7	1,6-6,4	=3,10	4800	4100
4,8	14,3	3,2-8,0	=3,10	4800	4100
4,8	17,5	6,4-11,2	=3,10	4800	4100
4,8	19,3	8,0-12,7	=3,10	4800	4100

d x L		Art.number	d x L		Art.number	d x L		Art.number
3,2X9,9MM	500	34185.032.010	4,0X13,6MM	500	34185.040.013	4,8X12,7MM	500	34185.048.012
			4,0X16,8MM	500	34185.040.016	4,8X14,3MM	500	34185.048.014
4,0X12MM	500	34185.040.012				4,8X17,5MM	500	34185.048.017

FABORY

Large dome head open end blind rivet, multigrip

Grote platbolkop meerbereiks blindklinknagel, open / Rivet aveugle à tête plate large, ouvert, multi-serrage

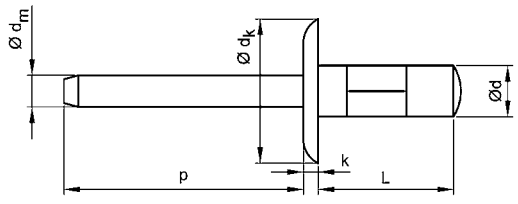

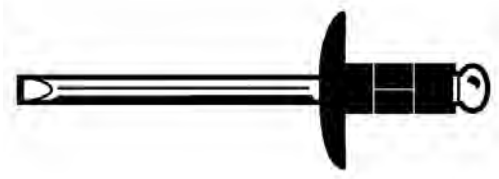

Technical Data

ø d	Drill ø	k	p	ø d_k
3.2	3.30	≤ 2	≥27	9.5
4.0	4.10	≤ 2	≥27	12
4.8	4.90	≤ 2.5	≥27	14

34126 **Large dome head open end blind rivet, multigrip / Grote platbolkop meerbereiks blindklinknagel, open / Rivet aveugle à tête plate large, ouvert, multi-serrage** **T05A**

Material body/mandrel Aluminium AlMg 2,5 / Steel
Surface treatment Zinc plated

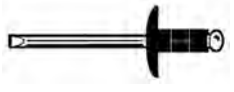

mm	mm	mm	mm	N	N
3,2	8	0,5-5,0	= 1,78	5000	6800
3,2	9,5	2,0-6,5	= 1,78	5000	6800
3,2	11,1	3,5-8,0	= 1,78	5000	6800
4,0	8	0,5-4,5	= 2,18	10000	11500
4,0	12,7	4,0-5,5	= 2,18	10000	11500

mm	mm	mm	mm	N	N
4,0	17	8,5-13,5	= 2,18	16000	11500
4,8	10	0,5-5,0	= 2,78	25500	15000
4,8	14	4,0-9,0	= 2,78	25500	15000
4,8	16	6,0-11,0	= 2,78	25500	15000
4,8	20	10,0-15,0	= 2,78	25500	15000

	✉	Art.number		✉	Art.number		✉	Art.number
3,2X8MM	500	34126.320.809				4,8X10MM	250	34126.481.014
3,2X9,5MM	500	34126.320.909	4,0X12,7MM	500	34126.401.312	4,8X16MM	250	34126.481.614
			4,0X17MM	500	34126.401.712			
4,0X8MM	500	34126.400.812				4,8X20MM	250	34126.482.014

14

Extra large dome head open end blind rivet, multigrip

Extra grote platbolkop meerbereiks blindklinknagel, open / Rivet aveugle à tête plate extra large, ouvert, multi-serrage

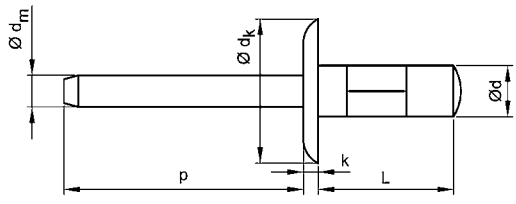

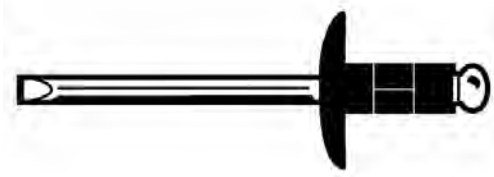

Technical Data

ø d	Drill ø	k (max.)	p	ø d_k
4.8	4.90	2.5	≥27	16

34250 **Extra large dome head open end blind rivet, multigrip / Extra grote platbolkop meerbereiks blindklinknagel, open / Rivet aveugle à tête plate extra large, ouvert, multi-serrage** **T05A**

Material body/mandrel Aluminium AlMg 2,5 / Steel
Surface treatment Zinc plated

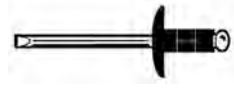

ød	l		ød$_m$		
mm	mm	mm	mm	N	N
4,8	10	8,5-5,8	=2,78	2350	1500
4,8	10,3	8,5-5,5	=2,78	2350	1500
4,8	12	2,8-7,8	=2,78	2350	1500
4,8	14	4,8-9,8	=2,78	2350	1500
4,8	16	6,8-11,8	=2,78	2350	1500
4,8	17	7,8-12,8	=2,78	2350	1500

ød	l		ød$_m$		
mm	mm	mm	mm	N	N
4,8	18	8,0-13,0	=2,78	2350	1500
4,8	20	10,0-15,0	=2,78	2350	1500
4,8	22	12,0-17,0	=2,78	2350	1500
4,8	24	14,0-19,0	=2,78	2350	1500
4,8	24,8	14,5-19,5	=2,78	2350	1500
4,8	27	16,0-22,0	=2,78	2350	1500

d x L	✉	Art.number	d x L	✉	Art.number	d x L	✉	Art.number
4,8X10,3	250	34250.048.011	4,8X17	250	34250.048.017	4,8X22	250	34250.048.022
4,8X12	250	34250.048.012	4,8X18	250	34250.048.018	4,8X24,8	250	34250.048.025
4,8X14	250	34250.048.014	4,8X20	250	34250.048.020	4,8X27	250	34250.048.027
4,8X16	250	34250.048.016						

FABORY

Countersunk head open end blind rivet, multigrip

Verzonkenkop meerbereiks blindklinknagel, open / Rivet aveugle à tête fraisée, ouvert, multi-serrage

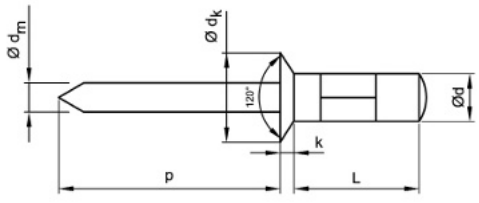



Technical Data

ø d	Drill ø	p	ø d_k
3.2	3.30	≥27	6
4.0	4.10	≥27	8
4.8	4.90	≥27	9.5

34128 **Countersunk head open end blind rivet, multigrip / Verzonkenkop meerbereiks blindklinknagel, open / Rivet aveugle à tête fraisée, ouvert, multi-serrage** **T05A**

Material body/mandrel Aluminium AlMg 2,5 / Steel
Surface treatment Zinc plated



RoHS

mm	mm	mm	mm	N	N
3,2	8	1,5-5,0	= 1,78	5000	6800
3,2	9,7	2,5-6,5	= 1,78	5000	6800
3,2	10	2,5-7,0	= 1,78	5000	6800
3,2	12	4,5-9,0	= 1,78	5000	6800
4,8	8	1,5-4,5	= 2,18	1600	1150
4,8	10	1,5-6,5	= 2,18	1600	1150
4,8	11,3	2,5-7,5	= 2,18	1600	1150

mm	mm	mm	mm	N	N
4,0	12	3,5-8,5	= 2,18	1600	1150
4,0	14	5,5-10,5	= 2,18	1600	1150
4,8	10	1,5-5,0	= 2,78	2350	1500
4,8	12	2,0-7,0	= 2,78	2350	1500
4,8	14	4,0-9,0	= 2,78	2350	1500
4,8	16	6,0-11,0	= 2,78	2350	1500
4,8	16,9	7,0-12,0	= 2,78	2350	1500

d x L	✉	Art.number	d x L	✉	Art.number	d x L	✉	Art.number
3,2X8MM	500	34128.032.008	4,0X8MM	500	34128.040.008			
3,2X9,7MM	500	34128.032.009	4,0X10MM	500	34128.040.010	4,8X10MM	500	34128.048.010
3,2X10MM	500	34128.032.010	4,0X11,3MM	500	34128.040.011	4,8X12MM	500	34128.048.012
3,2X12MM	500	34128.032.012	4,0X12MM	500	34128.040.012	4,8X16,9MM	500	34128.048.017
			4,0X14MM	500	34128.040.014			

Dome head open end blind rivet for soft materials

Platbolkop blindklinknagel voor zachte materialen, open / Rivet aveugle à tête plate éclates, pour matièriaux doux, ouvert

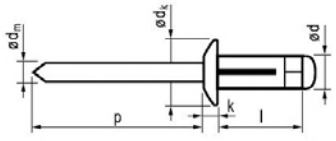





Technical Data

ø d	Drill ø	k	p	ø d_k
4.0	4.20	≤ 1.7	≥27	8
4.8	5.00	≤ 2	≥27	9.6

34121 **Dome head open end blind rivet for soft materials / Platbolkop blindklinknagel voor zachte materialen, open / Rivet aveugle à tête plate éclates, pour matièriaux doux, ouvert** **T05A**

Material body/mandrel Aluminium AlMg 2,5 / Aluminium AlMg 5



4,0	13,6	1,0-3,0	=2,50	600	500
4,0	18,8	1,0-7,0	=2,50	600	500
4,0	15,3	1,0-4,0	=2,50	1100	800

4,8	20,5	1,0-9,0	=2,50	1100	800
4,8	24,5	4,0-12,0	=2,50	1100	800

d x L	✉	Art.number	d x L	✉	Art.number	d x L	✉	Art.number
4,0X13MM	500	34121.040.013				4,8X20MM	250	34121.048.020
4,0X18MM	500	34121.040.018	4,8X15MM	500	34121.048.015	4,8X24MM	250	34121.048.024

FABORY

Dome head open end blind rivet, peel type

Platbolkop blindklink spreidnagel, open / Rivet aveugle à tête plate éclates, ouvert

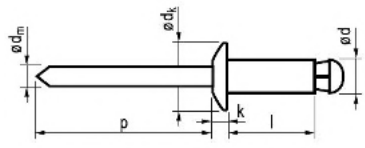





Technical Data

ø d	Drill ø	k	p	ø d_k
3.2	3.50	1	≥27	6.5
4.0	4.30	1.2	≥27	8
4.8	5.20	1.4	≥27	9

33410 **Dome head open end blind rivet, peel type / Platbolkop blindklink spreidnagel, open / Rivet aveugle à tête plate éclates, ouvert** **T03A**

Material body/mandrel Aluminium AlMg 3,5 / Steel
Surface treatment Zinc plated



RoHS

mm	mm	mm	mm	N	N
3,2	10	1,0-3,0	=1,80	750	1820
3,2	16	7,0-9,0	=1,80	750	1820
3,2	18	9,0-11,0	=1,80	750	1820
4,0	10	1,5-5,0	=2,10	1140	1280
4,0	16	8,0-11,0	=2,10	1140	1280
4,0	18	10,0-13,0	=2,10	1140	1280
4,8	10	1,5-4,0	=2,70	2450	2100

mm	mm	mm	mm	N	N
4,8	14	4,0-8,0	=2,70	2450	2100
4,8	18	8,0-12,0	=2,70	2450	2100
4,8	22	12,0-16,0	=2,70	2450	2100
4,8	25	16,0-19,0	=2,70	2450	2100
4,8	30	19,0-24,0	=2,70	2450	2100
4,8	35	24,0-29,0	=2,70	2450	2100

d x L	✉	Art.number	d x L	✉	Art.number	d x L	✉	Art.number
3,2X10MM	500	33410.032.010	4,0X16MM	500	33410.040.016	4,8X18MM	500	33410.048.018
3,2X16MM	500	33410.032.016	4,0X18MM	500	33410.040.018	4,8X22MM	500	33410.048.022
3,2X18MM	500	33410.032.018				4,8X25MM	250	33410.048.025
			4,8X10MM	500	33410.048.010	4,8X30MM	250	33410.048.030
4,0X10MM	500	33410.040.010	4,8X14MM	500	33410.048.014	4,8X35MM	250	33410.048.035

Dome head open end blind rivet, high strength

Platbolkop structurele blindklinknagel, open / Rivet aveugle de structure à tête plate, ouvert

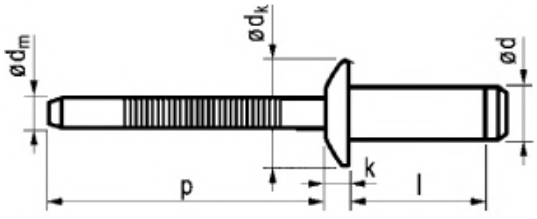



Technical Data

ø d	Drill ø	k	p	ø d_k
4.8	5.00	2.2	≥32	9.8
6.4	6.60	3	≥32	13

32635 **Dome head open end blind rivet, high strength / Platbolkop structurele blindklinknagel, open / Rivet aveugle de structure à tête plate, ouvert** **T01A**

Material body/mandrel Steel / Steel
Surface treatment Zinc plated



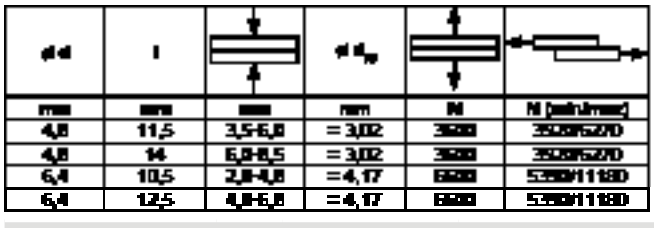

mm	mm	mm	mm	N	N
4,8	11,5	3,5-6,8	= 3,02	3600	3500/6270
4,8	14	6,8-8,5	= 3,02	3600	3500/6270
6,4	10,5	2,8-4,8	= 4,17	6600	5390/11180
6,4	12,5	4,8-6,8	= 4,17	6600	5390/11180

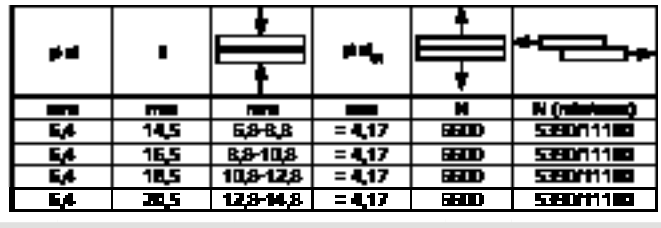

mm	mm	mm	mm	N	N (rolvormen)
6,4	14,5	6,8-8,8	= 4,17	6600	5390/11180
6,4	16,5	8,8-10,8	= 4,17	6600	5390/11180
6,4	18,5	10,8-12,8	= 4,17	6600	5390/11180
6,4	20,5	12,8-14,8	= 4,17	6600	5390/11180

d x L	✉	Art.number	d x L	✉	Art.number	d x L	✉	Art.number
4,8X11,5MM	250	32635.048.011	6,4X10,5MM	250	32635.064.010	6,4X16,5MM	250	32635.064.016
4,8X14MM	250	32635.048.014	6,4X12,5MM	250	32635.064.012	6,4X18,5MM	250	32635.064.018
			6,4X14,5MM	250	32635.064.014	6,4X20,5MM	250	32635.064.020

- LOCK blind rivets provide a high clamping load with thin sheet applications.
- Their large head diameter and broad secondary flange ensure permanent clamp.
- For quick and easy installation the LOCK blind rivets are provided with a unique tapered hole seeking tip.

Dome head open end blind rivet, high strength

Platbolkop structurele blindklinknagel, open / Rivet aveugle de structure à tête plate, ouvert

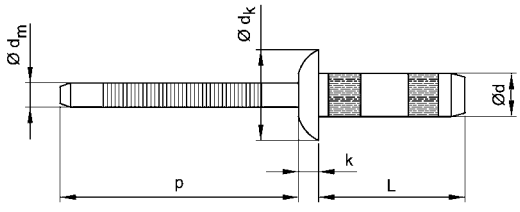



Technical Data

ø d	Drill ø	k (max.)	p	ø d_k
3.2	3.30	1.4	≥27	6.8
4.0	4.10	1.5	≥27	8
4.8	4.90	1.5	≥27	9.6

- Structural blind rivets combine high tensile- and shear strength with good hole filling capacity that compensates oversized, slotted or misaligned holes.
- These rivets are vibration resistant and feature permanent mandrel retention, which avoids rattling.
- The large back side bearing area provides good spreading of the clamping load.

Article groups

Material	Surface treatment	Code	Page
St. / St.	ZPL	34320	14-22
St.st. A2 / St.st.		34330	14-23

34320 **Dome head open end blind rivet, high strength / Platbolkop structurele blindklinknagel, open / Rivet aveugle de structure à tête plate, ouvert** **T05A**

Material body/mandrel Steel / Steel
Surface treatment Zinc plated



RoHS

ød	l				
mm	mm	mm	mm	N	N
3,2	6,6	1,0-3,0	=2,00	1300	1200
3,2	9,2	3,0-5,0	=2,00	1300	1700
3,2	11,5	5,0-7,0	=2,00	1300	2500
4,0	7,5	1,0-3,0	=2,50	2000	3500
4,0	9,5	3,0-5,0	=2,50	2000	3500

ød	l				
mm	mm	mm	mm	N	N
4,0	12,5	5,0-7,0	=2,50	2800	3500
4,8	10	1,5-3,5	=3,00	3800	4200
4,8	12	3,5-6,0	=3,00	3800	4200
4,8	14,3	6,0-8,5	=3,00	3800	4200

d x L	✉	Art.number	d x L	✉	Art.number	d x L	✉	Art.number
3,2X6,6MM	500	34320.032.007	4,0X9,5MM	500	34320.040.010	4,8X10,0MM	500	34320.048.009
3,2X9,2MM	500	34320.032.009	4,0X12,5MM	500	34320.040.012	4,8X12MM	500	34320.048.012
						4,8X14,3MM	500	34320.048.014
4,0X7,5MM	500	34320.040.008						

34330	Dome head open end blind rivet, high strength / Platbolkop structurele blindklinknagel, open / Rivet aveugle de structure à tête plate, ouvert	T05A

Material body/mandrel Stainless steel A2 / Stainless steel



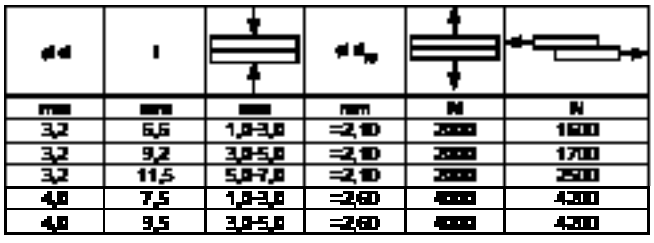

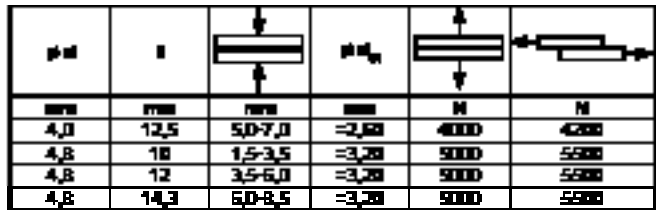

d x L		Art.number	d x L		Art.number	d x L		Art.number
3,2X6,6MM	500	34330.032.007	4,0X7,5MM	500	34330.040.008	4,8X10,0MM	500	34330.048.009
3,2X9,2MM	500	34330.032.009	4,0X9,5MM	500	34330.040.010	4,8X12MM	500	34330.048.012
3,2X11,5MM	500	34330.032.011	4,0X12,5MM	500	34330.040.012	4,8X14,3MM	500	34330.048.014

Countersunk head open end blind rivet, high strength

Verzonkenkop structurele blindklinknagel, open / Rivet aveugle de structure à tête fraisée, ouvert

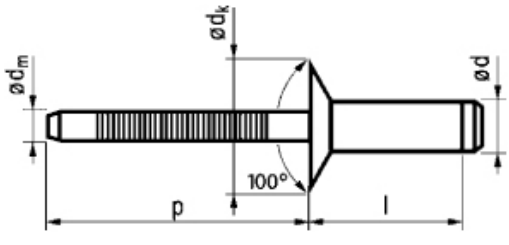



Technical Data

ø d	Drill ø	k	p	ø d_k
6.4	6.60	2	≥32	10

- LOCK blind rivets provide a high clamping load with thin sheet applications.
- Their large head diameter and broad secondary flange ensure permanent clamp.
- For quick and easy installation the LOCK blind rivets are provided with a unique tapered hole seeking tip.

32642	Countersunk head open end blind rivet, high strength / Verzonkenkop structurele blindklinknagel, open / Rivet aveugle de structure à tête fraisée, ouvert	T05A

Material body/mandrel Steel / Steel
Surface treatment Zinc plated



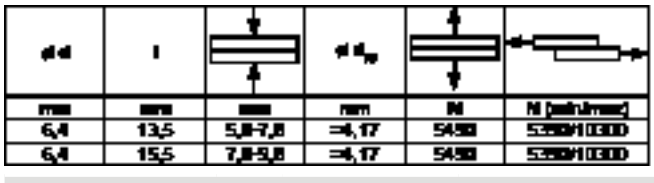

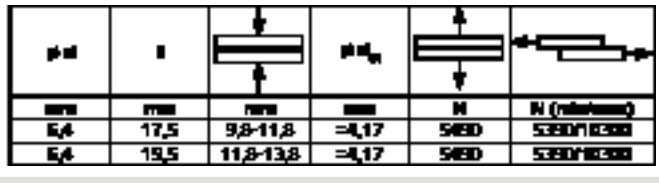

d x L		Art.number	d x L		Art.number	d x L		Art.number
6,4X13,5MM	250	32642.064.013	6,4X17,5MM	250	32642.064.017	6,4X19,5MM	250	32642.064.019
6,4X15,5MM	250	32642.064.015						

FABORY

Dome head open end blind rivet, high strength

Platbolkop structurele blindklinknagel, open / Rivet aveugle de structure à tête plate, ouvert

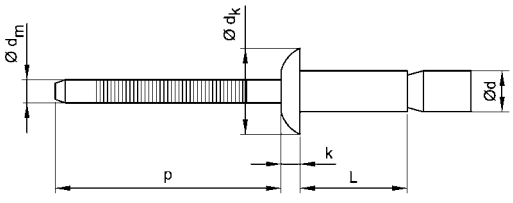



Technical Data

ø d	Drill ø	k (max.)	p	ø d_k
6.4	6.60	2.9	≥27	12.7

34350 **Dome head open end blind rivet, high strength / Platbolkop structurele blindklinknagel, open / Rivet aveugle de structure à tête plate, ouvert** **T05A**

Material body/mandrel Steel / Steel
Surface treatment Zinc plated





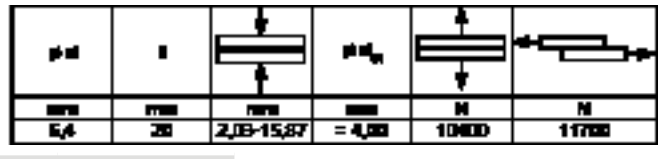

d x L	✉	Art.number	d x L	✉	Art.number
6,4X14MM	250	34350.064.014	6,4X20MM	250	34350.064.020

- P-LOCK blind rivets combine high tensile- and shear strength with a multigrip clamping range, excellent resistance to vibrations and a good watertight connection.
- These rivets require to be set with a special nose piece.
- The minimal required setting force for the P-LOCK blind rivets is 13,5 kN.

Dome head open end blind rivet, high strength

Platbolkop structurele blindklinknagel, open / Rivet aveugle de structure à tête plate, ouvert

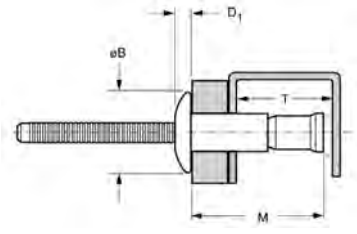



Technical Data

d (nom.)	B (max.)	D_1 (max.)	Grip range	Hole ø (mm)	M	Shear strength, typical (kN)	T (min.)	Tensile strength, typical (kN)
6.4x9.53 (a)	13.4	2.9	2.03 - 9.53	6.6 - 7	23.7	13.2	12.2	10.45
6.4x15.87 (b)	13.4	2.9	2.03 - 15.87	6.6 - 7	33	13.2	16.4	10.45
6.4x9.53 (c)	13.4	2.9	2.03 - 9.53	6.6 - 7	23.7	11.78	12.2	10.45
6.4x15.87 (d)	13.4	2.9	2.03 - 15.87	6.6 - 7	33	11.78	16.4	10.45
6.4x9.53 (e)	13.4	2.9	2.03 - 9.53	6.6 - 7	24.6	6	13	4.22
6.4x15.87 (f)	13.4	2.9	2.03 - 15.87	6.6 - 7	34.7	6	18.1	4.22

Article groups

Material body/mandrel	Surface treatment	Code	Page
Al AlMg 5 / Al AlCu4SiMg		34505	14-25
St. / St.	Znthp-NC6	34504	14-25
St.st. A2 / St.st. A2		34500	14-25

34505 **Dome head open end blind rivet, high strength / Platbolkop structurele blindklinknagel, open / Rivet aveugle de structure à tête plate, ouvert** **T21A**

Material body/mandrel Aluminium AlMg 5 / Aluminium AlCu4SiMg

POP Avdel

RoHS



d (nom.) x Grip range max.	✉	Art.number	d (nom.) x Grip range max.	✉	Art.number
6,4X9,53MM (e)	1.500	34505.064.009	6,4X15,87MM (f)	1.250	34505.064.016

34504 **Dome head open end blind rivet, high strength / Platbolkop structurele blindklinknagel, open / Rivet aveugle de structure à tête plate, ouvert** **T21A**

Material body/mandrel Steel / Steel
Surface treatment Zinc plated with thick Cr(III) passivation

POP Avdel

RoHS



d (nom.) x Grip range max.	✉	Art.number	d (nom.) x Grip range max.	✉	Art.number
6,4X9,53MM (c)	1.500	34504.064.009	6,4X15,87MM (d)	1.250	34504.064.016

34500 **Dome head open end blind rivet, high strength / Platbolkop structurele blindklinknagel, open / Rivet aveugle de structure à tête plate, ouvert** **T20A**

Material body/mandrel Stainless steel A2 / Stainless steel A2

POP Avdel

RoHS



d (nom.) x Grip range max.	✉	Art.number	d (nom.) x Grip range max.	✉	Art.number
6,4X9,53MM (a)	1.500	34500.064.009	6,4X15,87MM (b)	1.250	34500.064.016

FABORY

Countersunk head open end blind rivet, high strength

Verzonkenkop structurele blindklinknagel, open / Rivet aveugle de structure à tête fraisée, ouvert

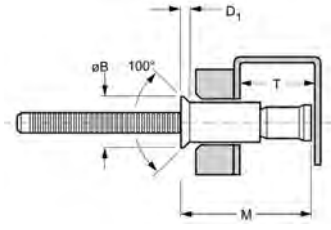



Technical Data

d (nom.)	B (min.)	D_1 (max.)	Grip range	Hole ø (mm)	M	Shear strength, typical (kN)	T (min.)	Tensile strength, typical (kN)
6.4x12.07 (a)	10.03	2.4	3.17 - 12.07	6.6 - 7	26.4	11.78	12.19	10.45
6.4x12.07 (b)	10.1	2.4	3.17 - 12.07	6.6 - 7	26.4	11.78	12.2	10.45
6.4x12.07 (c)	10.1	2.4	3.17 - 12.07	6.6 - 7	27.2	6	13	4.22

Article groups

Material body/mandrel	Surface treatment	Code	Page
Al AlMg 5 / Al AlCu4SiMg		34503	14-26
St. / St.	Znthp-NC6	34502	14-26
St.st. A2 / St.st. A2		34501	14-26

34503 **Countersunk head open end blind rivet, high strength / Verzonkenkop structurele blindklinknagel, open / Rivet aveugle de structure à tête fraisée, ouvert** **T21A**

Material body/mandrel Aluminium AlMg 5 / Aluminium AlCu4SiMg

POP Avdel

RoHS



d (nom.) x Grip range max.	✉	Art.number
6,4X12,07MM (c)	1.500	34503.064.012

34502 **Countersunk head open end blind rivet, high strength / Verzonkenkop structurele blindklinknagel, open / Rivet aveugle de structure à tête fraisée, ouvert** **T21A**

Material body/mandrel Steel / Steel
Surface treatment Zinc plated with thick Cr(III) passivation

POP Avdel

RoHS



d (nom.) x Grip range max.	✉	Art.number
6,4X12,07MM (b)	1.500	34502.064.012

34501 **Countersunk head open end blind rivet, high strength / Verzonkenkop structurele blindklinknagel, open / Rivet aveugle de structure à tête fraisée, ouvert** **T20A**

Material body/mandrel Stainless steel A2 / Stainless steel A2

POP Avdel

RoHS



d (nom.) x Grip range max.	✉	Art.number
6,4X12,07MM (a)	1.500	34501.064.012

14

Number plate dome head open end blind rivet with cap

Platbolkop spreidnagel met afdekkap, voor kentenkenplaten / Rivet aveugle éclaté avec capuchon, ouvert

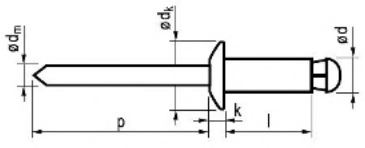



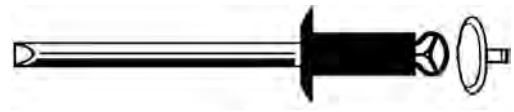

Technical Data

d	Rivet head ø
4.8	9.5

72004 **Number plate dome head open end blind rivet with cap / Platbolkop spreidnagel met afdekkap, voor kentenkenplaten / Rivet aveugle éclaté avec capuchon, ouvert** **Y92D**

Material body/mandrel Aluminium / Steel
Surface treatment Zinc plated

RoHS



d x L	✉	Art.number
4,8X15,5MM	100	72004.048.015

Blind rivet nut open, cylindrical head, round body

Blindklinkmoer open, cilinderkop, ronde schacht / Écrou noyé ouvert, tête cylindrique, fût ronde

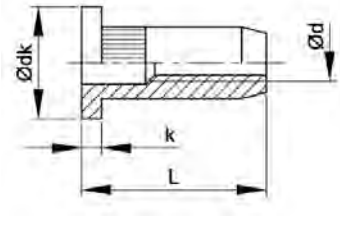

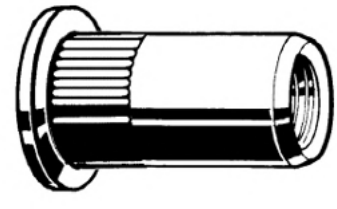

Technical Data

Type	Drill ø	Grip range	k	L [+0,5/-0]	ø d	ø d_k
3 OCH 25	5.00	0.5-2.5	≤ 0.9	10.5	M3	7
3 OCH 35	5.00	2.5-3.5	≤ 0.9	11.5	M3	7
3 OCH 40	5.00	2.5-4.0	≤ 0.9	11.5	M3	7
4 OCH 30	6.00	0.5-3.0	≤ 1.1	11	M4	9
4 OCH 45	6.00	3.0-4.5	≤ 1.1	14	M4	9
4 OCH 55	6.00	3.0-5.5	≤ 1.1	14	M4	9
5 OCH 30	7.00	0.5-3.0	≤ 1.1	13	M5	10
5 OCH 55	7.00	3.0-5.5	≤ 1.1	16	M5	10
5 OCH 80	7.00	5.5-8.0	≤ 1.1	19	M5	10
6 OCH 30	9.00	0.5-3.0	≤ 1.6	16	M6	12
6 OCH 55	9.00	3.0-5.5	≤ 1.6	18.5	M6	12
6 OCH 80	9.00	5.5-8.0	≤ 1.6	21	M6	12
8 OCH 30	11.00	0.5-3.0	≤ 1.6	17.5	M8	15
8 OCH 55	11.00	3.0-5.5	≤ 1.6	20	M8	15
8 OCH 80	11.00	5.5-8.0	≤ 1.6	22.5	M8	15
8 OCH 105	11.00	8.0-10.5	≤ 1.6	25	M8	15
10 OCH 30	12.00	0.5-3.0	≤ 2.1	19	M10	16
10 OCH 60	12.00	3.0-6.0	≤ 2.1	24	M10	16
10 OCH 90	12.00	6.0-9.0	≤ 2.1	27	M10	16
10 OCH 120	12.00	9.0-12.0	≤ 2.1	30	M10	16
12 OCH 40	16.00	1.0-4.0	≤ 2.1	25	M12	22
12 OCH 70	16.00	4.0-7.0	≤ 2.1	28	M12	22

FABORY

Technical Data

Type	Drill ø	Grip range	k	L [+0,5/-0]	ø d	ø d_k
12 OCH 100	16.00	7.0-10.0	≤ 2.1	31	M12	22

Article groups

Material	Surface treatment	Code	Page
Al		69315	14-28
St.	ZPL	69135	14-28
St.st. A4		69526	14-28

69315 **Blind rivet nut open, cylindrical head, round serrated body / Blindklinkmoer open, cilinderkop, ronde gekartelde schacht / Écrou noyé ouvert, tête cylindrique, fût cannelé** **F07A**

Material Aluminium

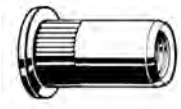

Type	✉	Art.number	Type	✉	Art.number	Type	✉	Art.number
3 OCH 25	250	69315.030.025	5 OCH 55	250	69315.050.055	8 OCH 55	250	69315.080.055
4 OCH 30	250	69315.040.030	6 OCH 30	250	69315.060.030	10 OCH 30	250	69315.100.030
4 OCH 45	250	69315.040.045	6 OCH 55	250	69315.060.055	10 OCH 60	250	69315.100.060
5 OCH 30	250	69315.050.030	8 OCH 30	250	69315.080.030	12 OCH 40	100	69315.120.040

69135 **Blind rivet nut open, cylindrical head, round serrated body / Blindklinkmoer open, cilinderkop, ronde gekartelde schacht / Écrou noyé ouvert, tête cylindrique, fût cannelé** **F07A**

Material Steel
Surface treatment Zinc plated



Type	✉	Art.number	Type	✉	Art.number	Type	✉	Art.number
3 OCH 25	250	69135.030.025	6 OCH 55	250	69135.060.055	10 OCH 30	250	69135.100.030
4 OCH 30	250	69135.040.030	6 OCH 80	250	69135.060.080	10 OCH 60	250	69135.100.060
4 OCH 55	250	69135.040.055	8 OCH 30	250	69135.080.030	10 OCH 90	100	69135.100.090
5 OCH 30	250	69135.050.030	8 OCH 55	250	69135.080.055	12 OCH 40	100	69135.120.040
5 OCH 55	250	69135.050.055	8 OCH 80	250	69135.080.080	12 OCH 70	100	69135.120.070
6 OCH 30	250	69135.060.030	8 OCH 105	250	69135.080.105	12 OCH 100	100	69135.120.100

69526 **Blind rivet nut open, cylindrical head, round smooth body / Blindklinkmoer open, cilinderkop, ronde gladde schacht / Écrou noyé ouvert, tête cylindrique, fût rond lisse** **F07A**

Material Stainless steel A4



Type	✉	Art.number	Type	✉	Art.number	Type	✉	Art.number
5OCH30	250	69526.050.030	6OCH30	250	69526.060.030	8OCH30	250	69526.080.030

Blind rivet nut open, cylindrical head, round serrated body

Blindklinkmoer open, cilinderkop, ronde gekartelde schacht / Écrou noyé ouvert, tête cylindrique, fût cannelé

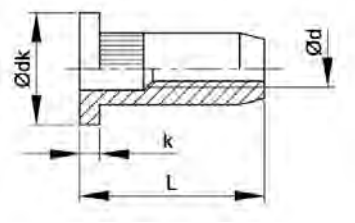

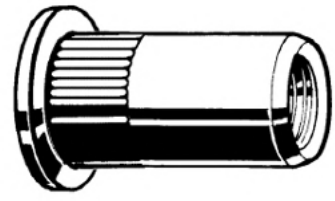

Technical Data

Type	Drill ø	Grip range	k	L [+0,5/-0]	ø d	ø d_k
4 OCH 30	6.00	0.5-3.0	≤ 1.1	11	M4	9
4 OCH 45	6.00	3.0-4.5	≤ 1.1	14	M4	9
5 OCH 30	7.00	0.5-3.0	≤ 1.1	13	M5	10
5 OCH 55	7.00	3.0-5.5	≤ 1.1	16	M5	10
5 OCH 80	7.00	5.5-8.0	≤ 1.1	19	M5	10
6 OCH 30	9.00	0.5-3.0	≤ 1.6	16	M6	12
6 OCH 55	9.00	3.0-5.5	≤ 1.6	18.5	M6	12
8 OCH 30	11.00	0.5-3.0	≤ 1.6	17.5	M8	15
8 OCH 55	11.00	3.0-5.5	≤ 1.6	20	M8	15
10 OCH 30	13.00	0.5-3.0	≤ 2.1	19	M10	16
10 OCH 60	13.00	3.0-6.0	≤ 2.1	24	M10	16

69025 **Blind rivet nut open, cylindrical head, round serrated body / Blindklinkmoer open, cilinderkop, ronde gekartelde schacht / Écrou noyé ouvert, tête cylindrique, fût cannelé** **F07A**

Material Stainless steel A2

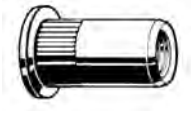

Type	✉	Art.number	Type	✉	Art.number	Type	✉	Art.number
4 OCH 30	250	69025.040.030	6 OCH 30	250	69025.060.030	8 OCH 55	250	69025.080.055
4 OCH 45	250	69025.040.045	6 OCH 55	250	69025.060.055	10 OCH 30	250	69025.100.030
5 OCH 30	250	69025.050.030	8 OCH 30	250	69025.080.030	10 OCH 60	250	69025.100.060
5 OCH 55	250	69025.050.055						

FABORY

Blind rivet nut open, cylindrical head, half hex body

Blindklinkmoer open, cilinderkop, zeskante schacht / Écrou noyé ouvert, tête cylindrique, corps demi-hexagonal

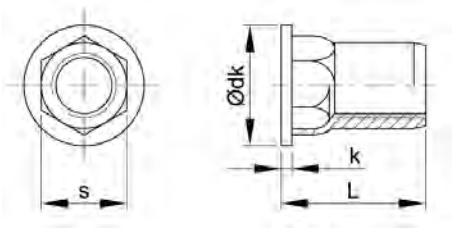



Technical Data

Type	Grip range	Hexagon hole	k	L [+0,5/-0]	ø d	ø d_k
4 OCH 30	0.5-3.0	6.1	1.1	13	M4	9.5
5 OCH 30	0.5-3.0	7.1	1.1	14.5	M5	10.5
6 OCH 30	0.5-3.0	9.1	1.6	17	M6	12.5
8 OCH 30	0.5-3.0	11.1	1.6	19	M8	14.5
10 OCH 30	0.8-4.0	13.1	2.1	24	M10	16.5

Article groups

Material	Surface treatment	Code	Page
St.	ZPL	69400	14-30
St.st. A2		69407	14-30

69400 **Blind rivet nut open, cylindrical head, half hex body / Blindklinkmoer open, cilinderkop, zeskante schacht / Écrou noyé ouvert, tête cylindrique, corps demi-hexagonal** **F07A**

Material Steel
Surface treatment Zinc plated

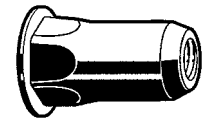

Type	✉	Art.number	Type	✉	Art.number	Type	✉	Art.number
4OCH30	250	69400.040.030	6OCH30	250	69400.060.030	10OCH30	250	69400.100.030
5OCH30	250	69400.050.030	8OCH30	250	69400.080.030			

69407 **Blind rivet nut open, cylindrical head, half hex body / Blindklinkmoer open, cilinderkop, zeskante schacht / Écrou noyé ouvert, tête cylindrique, corps demi-hexagonal** **F07A**

Material Stainless steel A2

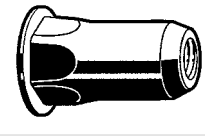

Type	✉	Art.number	Type	✉	Art.number	Type	✉	Art.number
4OCH30	250	69407.040.030	6OCH30	250	69407.060.030	10OCH30	250	69407.100.030
5OCH30	250	69407.050.030	8OCH30	250	69407.080.030			

Blind rivet nut closed, cylindrical head, round serrated body

Blindklinkmoer gesloten, cilinderkop, ronde gekartelde schacht / Écrou noyé fermé, tête cylindrique, fût cannelé

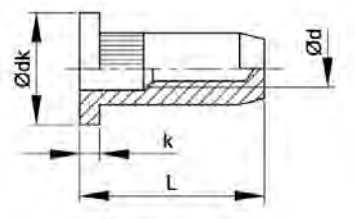

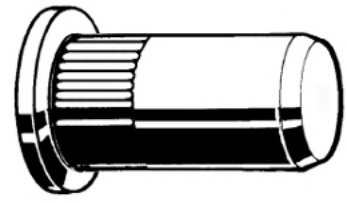

Technical Data

Type	Drill ø	Grip range	k	L [+0,5/-0]	ø d	ø d_k
3 CCH 25	5.00	0.5-2.5	≤ 0.9	15	M3	7
3 CCH 35	5.00	2.5-3.5	≤ 0.9	16	M3	7
3 CCH 40	5.00	2.5-4.0	≤ 0.9	16	M3	7
4 CCH 30	6.00	0.5-3.0	≤ 1.1	16	M4	9
4 CCH 45	6.00	3.0-4.5	≤ 1.1	19	M4	9
4 CCH 55	6.00	3.0-5.5	≤ 1.1	19	M4	9
5 CCH 30	7.00	0.5-3.0	≤ 1.1	18.5	M5	10
5 CCH 55	7.00	3.0-5.5	≤ 1.1	21.5	M5	10
5 CCH 80	7.00	5.5-8.0	≤ 1.1	24.5	M5	10
6 CCH 30	9.00	0.5-3.0	≤ 1.6	21.5	M6	12
6 CCH 55	9.00	3.0-5.5	≤ 1.6	24	M6	12
6 CCH 80	9.00	5.5-8.0	≤ 1.6	26.5	M6	12
8 CCH 30	11.00	0.5-3.0	≤ 1.6	26	M8	15
8 CCH 55	11.00	3.0-5.5	≤ 1.6	28.5	M8	15
8 CCH 80	11.00	5.5-8.0	≤ 1.6	31	M8	15
8 CCH 105	11.00	8.0-10.5	≤ 1.6	33.5	M8	15
10 CCH 30	12.00	0.5-3.0	≤ 2.1	28	M10	16
10 CCH 60	12.00	3.0-6.0	≤ 2.1	33	M10	16
10 CCH 90	12.00	6.0-9.0	≤2.1	36	M10	16
10 CCH 120	12.00	9.0-12.0	≤ 2.1	39	M10	16

Article groups

Material	Surface treatment	Code	Page
Al		69355	14-31
St.	ZPL	69190	14-31

69355 **Blind rivet nut closed, cylindrical head, round serrated body / Blindklinkmoer gesloten, cilinderkop, ronde gekartelde schacht / Écrou noyé fermé, tête cylindrique, fût cannelé** **F07A**

Material Aluminium

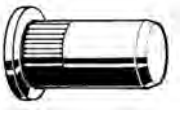

Type	✉	Art.number	Type	✉	Art.number	Type	✉	Art.number
4 CCH 30	250	69355.040.030	6 CCH 30	250	69355.060.030	10 CCH 30	250	69355.100.030
5 CCH 30	250	69355.050.030	8 CCH 30	250	69355.080.030			

69190 **Blind rivet nut closed, cylindrical head, round serrated body / Blindklinkmoer gesloten, cilinderkop, ronde gekartelde schacht / Écrou noyé fermé, tête cylindrique, fût cannelé** **F07A**

Material Steel
Surface treatment Zinc plated



Type	✉	Art.number	Type	✉	Art.number	Type	✉	Art.number
4 CCH 30	250	69190.040.030	6 CCH 55	250	69190.060.055	10 CCH 30	250	69190.100.030
5 CCH 30	250	69190.050.030	8 CCH 30	250	69190.080.030	10 CCH 60	250	69190.100.060
6 CCH 30	250	69190.060.030	8 CCH 55	250	69190.080.055			

FABORY

Blind rivet nut open, countersunk head, round serrated body

Blindklinkmoer open, verzonkenkop, ronde gekartelde schacht / Écrou noyé ouvert, tête fraisée, fût cannelé

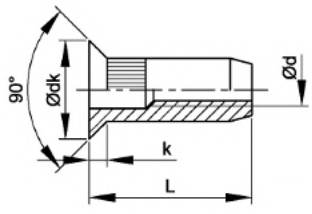

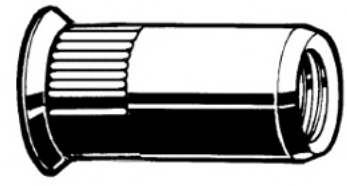

Technical Data

Type	Drill ø	Grip range	k	L [+0,5/-0]	ø d	ø d_k
3 OCSH 35	5.00	1.5-3.5	≤ 1.5	11.5	M3	7.5
3 OCSH 50	5.00	3.5-5.0	≤ 1.5	12.5	M3	7.5
4 OCSH 40	6.00	1.5-4.0	≤ 1.5	12.5	M4	8.5
4 OCSH 65	6.00	4.0-6.5	≤ 1.5	15	M4	8.5
5 OCSH 40	7.00	1.5-4.0	≤ 1.5	13.5	M5	9.5
5 OCSH 65	7.00	4.0-6.5	≤ 1.5	16	M5	9.5
5 OCSH 90	7.00	6.5-9.0	≤ 1.5	18.5	M5	9.5
6 OCSH 40	9.00	1.4-4.0	≤ 1.5	15.5	M6	11.5
6 OCSH 65	9.00	4.0-6.5	≤ 1.5	18	M6	11.5
6 OCSH 90	9.00	6.5-9.0	≤ 1.5	20.5	M6	11.5
8 OCSH 40	11.00	1.5-4.0	≤ 1.5	18.5	M8	13.5
8 OCSH 65	11.00	4.0-6.5	≤ 1.5	21	M8	13.5
8 OCSH 90	11.00	6.5-9.0	≤ 1.5	23.5	M8	13.5
10 OCSH 45	12.00	2.0-4.5	≤ 1.7	21	M10	14.5
10 OCSH 75	12.00	4.5-7.5	≤ 1.7	24	M10	14.5
10 OCSH 105	12.00	7.5-10.5	≤ 1.7	27	M10	14.5
12 OCSH 45	16.00	2.0-4.5	≤ 1.9	24.5	M12	19
12 OCSH 75	16.00	4.5-7.5	≤ 1.9	27.5	M12	19
12 OCSH 105	16.00	7.5-10.5	≤ 1.9	31	M12	19

Article groups

Material	Surface treatment	Code	Page
Al		69335	14-32
St.	ZPL	69155	14-32

69335 **Blind rivet nut open, countersunk head, round serrated body / Blindklinkmoer open, verzonkenkop, ronde gekartelde schacht / Écrou noyé ouvert, tête fraisée, fût cannelé** **F07A**

Material Aluminium

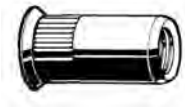

Type	✉	Art.number	Type	✉	Art.number	Type	✉	Art.number
3 OCSH 35	250	69335.030.035	6 OCSH 40	250	69335.060.040	8 OCSH 65	250	69335.080.065
4 OCSH 40	250	69335.040.040	6 OCSH 65	250	69335.060.065	10 OCSH 45	250	69335.100.045
5 OCSH 40	250	69335.050.040	8 OCSH 40	250	69335.080.040			

69155 **Blind rivet nut open, countersunk head, round serrated body / Blindklinkmoer open, verzonkenkop, ronde gekartelde schacht / Écrou noyé ouvert, tête fraisée, fût cannelé** **F07A**

Material Steel
Surface treatment Zinc plated



Type	✉	Art.number	Type	✉	Art.number	Type	✉	Art.number
3 OCSH 35	250	69155.030.035	6 OCSH 40	250	69155.060.040	10 OCSH 45	250	69155.100.045
4 OCSH 40	250	69155.040.040	6 OCSH 65	250	69155.060.065	10 OCSH 75	250	69155.100.075
4 OCSH 65	250	69155.040.065	6 OCSH 90	250	69155.060.090	12 OCSH 45	100	69155.120.045
5 OCSH 40	250	69155.050.040	8 OCSH 40	250	69155.080.040	12 OCSH 75	100	69155.120.075
5 OCSH 65	250	69155.050.065	8 OCSH 65	250	69155.080.065			

Go to www.fabory.com for all your tools, safety and metalworking products

Blind rivet nut open, countersunk head, round serrated body

Blindklinkmoer open, verzonkenkop, ronde gekartelde schacht / Écrou noyé ouvert, tête fraisée, fût cannelé

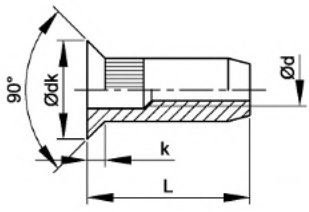

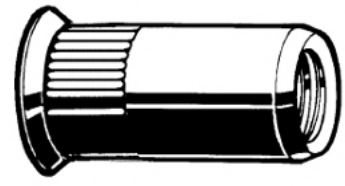

Technical Data

Type	Drill ø	Grip range	k	L [+0,5/-0]	ø d	ø d_k
4 OCSH 40	6.00	1.5-4.0	≤ 1.5	12.5	M4	8.5
5 OCSH 40	7.00	1.5-4.0	≤ 1.5	13.5	M5	9.5
6 OCSH 40	9.00	1.5-4.0	≤ 1.5	15.5	M6	11.5
8 OCSH 40	11.00	1.5-4.0	≤ 1.5	18.5	M8	13.5
10 OCSH 45	13.00	2.0-4.5	≤ 1.8	21	M10	15.5

69045 **Blind rivet nut open, countersunk head, round serrated body / Blindklinkmoer open, verzonkenkop, ronde gekartelde schacht / Écrou noyé ouvert, tête fraisée, fût cannelé** **F07A**

Material Stainless steel A2



Type	✉	Art.number	Type	✉	Art.number	Type	✉	Art.number
4 OCSH 40	250	69045.040.040	6 OCSH 40	250	69045.060.040	10 OCSH 45	250	69045.100.045
5 OCSH 40	250	69045.050.040	8 OCSH 40	250	69045.080.040			

Blind rivet nut open, countersunk head, round smooth body

Blindklinkmoer gesloten, verzonkenkop, ronde gladde schacht / Écrou noyé fermé, tête fraisée, fût rond lisse

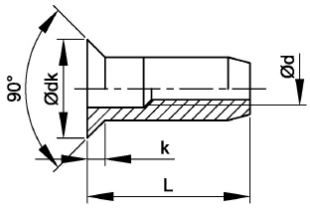



Technical Data

Type	Drill ø	Grip range	k	L [+0,5/-0]	ø d	ø d_k
5 OCSH 40	7.00	1.5-4.0	≤ 1.5	13.5	M5	9.5
6 OCSH 40	9.00	1.5-4.0	≤ 1.5	15.5	M6	11.5
8 OCSH 40	11.00	1.5-4.0	≤ 1.5	18.5	M8	13.5

69525 **Blind rivet nut open, countersunk head, round smooth body / Blindklinkmoer gesloten, verzonkenkop, ronde gladde schacht / Écrou noyé fermé, tête fraisée, fût rond lisse** **F07A**

Material Stainless steel A4



Type	✉	Art.number	Type	✉	Art.number	Type	✉	Art.number
5OCSH40	250	69525.050.040	6OCSH40	250	69525.060.040	8OCSH40	250	69525.080.040

FABORY

Blind rivet nut closed, countersunk head, round serrated body

Blindklinkmoer gesloten, verzonkenkop, ronde gekartelde schacht / Écrou noyé fermé, tête fraisée, fût cannelé

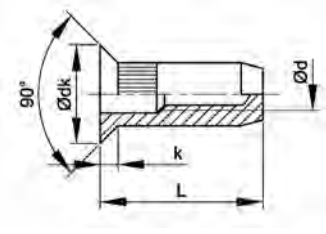

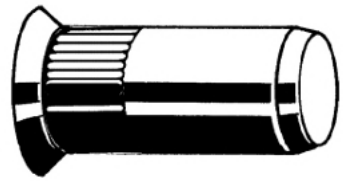

Technical Data

Type	Drill ø	Grip range	k	L [+0,5/-0]	ø d	ø d_k
3 CCSH 35	5.00	1.5-3.5	≤ 1.5	16	M3	7.5
3 CCSH 50	5.00	3.5-5.0	≤ 1.5	17	M3	7.5
4 CCSH 40	6.00	1.5-4.0	≤ 1.5	17.5	M4	8.5
4 CCSH 65	6.00	4.0-6.5	≤ 1.5	20	M4	8.5
5 CCSH 40	7.00	1.5-4.0	≤ 1.5	20	M5	9.5
5 CCSH 65	7.00	4.0-6.5	≤ 1.5	22.5	M5	9.5
5 CCSH 90	7.00	6.5-9.0	≤ 1.5	25	M5	9.5
6 CCSH 40	9.00	1.5-4.0	≤ 1.5	23	M6	11.5
6 CCSH 65	9.00	4.0-6.5	≤ 1.5	25.5	M6	11.5
6 CCSH 90	9.00	6.5-9.0	≤ 1.5	28	M6	11.5
8 CCSH 40	11.00	1.5-4.0	≤ 1.5	27	M8	13.5
8 CCSH 65	11.00	4.0-6.5	≤ 1.5	29.5	M8	13.5
8 CCSH 90	11.00	6.5-9.0	≤ 1.5	32	M8	13.5
10 CCSH 45	12.00	2.0-4.5	≤ 1.7	30	M10	14.5
10 CCSH 75	12.00	4.5-7.5	≤ 1.7	33	M10	14.5
10 CCSH 105	12.00	7.5-10.5	≤ 1.7	36	M10	14.5
12 CCSH 45	16.00	2.0-4.5	≤ 1.9	34.5	M12	19
12 CCSH 75	16.00	4.5-7.5	≤ 1.9	37.5	M12	19
12 CCSH 110	16.00	7.5-10.5	≤ 1.9	40.5	M12	19

69195 **Blind rivet nut closed, countersunk head, round serrated body / Blindklinkmoer gesloten, verzonkenkop, ronde gekartelde schacht / Écrou noyé fermé, tête fraisée, fût cannelé** **F07A**

Material Steel
Surface treatment Zinc plated



Type	✉	Art.number	Type	✉	Art.number	Type	✉	Art.number
4 CCSH 40	250	69195.040.040	6 CCSH 40	250	69195.060.040	8 CCSH 65	250	69195.080.065
5 CCSH 40	250	69195.050.040	8 CCSH 40	250	69195.080.040			

14

Blind rivet nut open, reduced countersunk head, round serrated body

Blindklinkmoer open, lage verzonkenkop, ronde gekartelde schacht / Écrou noyé ouvert, tête fraisée réduite, fût cannelé

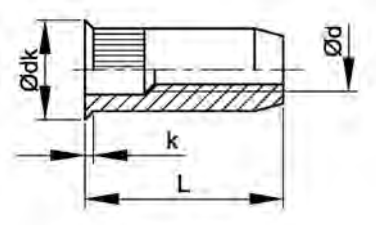

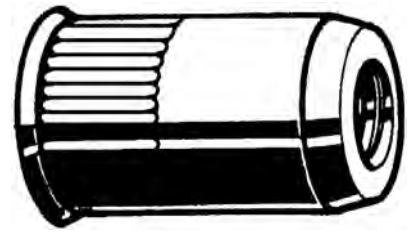

Technical Data

Type	Drill ø	Grip range	k	L [+0,5/-0]	ø d	ø d_k
3 ORCSH 25	5.00	0.5-2.5	≤ 0.7	9.5	M3	6
4 ORCSH 30	6.00	0.5-3.0	≤ 0.7	10	M4	7
5 ORCSH 30	7.00	0.5-3.0	≤ 0.7	11.5	M5	8
6 ORCSH 30	9.00	0.5-3.0	≤ 0.7	14	M6	10
8 ORCSH 30	11.00	0.5-3.0	≤ 0.7	15	M8	12
10 ORCSH 35	12.00	0.8-3.5	≤ 0.9	19.5	M10	13.5

Article groups

Material	Surface treatment	Code	Page
Al		69445	14-35
St.	ZPL	69435	14-35

69445 **Blind rivet nut open, reduced countersunk head, round serrated body / Blindklinkmoer open, lage verzonkenkop, ronde gekartelde schacht / Écrou noyé ouvert, tête fraisée réduite, fût cannelé** **F07A**

Material Aluminium

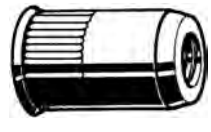

Type	✉	Art.number	Type	✉	Art.number	Type	✉	Art.number
4ORCSH30	250	69445.040.030	6ORCSH30	250	69445.060.030	8ORCSH30	250	69445.080.030
5ORCSH30	250	69445.050.030						

69435 **Blind rivet nut open, reduced countersunk head, round serrated body / Blindklinkmoer open, lage verzonkenkop, ronde gekartelde schacht / Écrou noyé ouvert, tête fraisée réduite, fût cannelé** **F07A**

Material Steel
Surface treatment Zinc plated

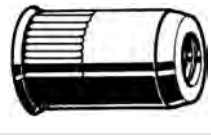

Type	✉	Art.number	Type	✉	Art.number	Type	✉	Art.number
3 ORCSH 25	250	69435.030.025	5 ORCSH 30	250	69435.050.030	8 ORCSH 30	250	69435.080.030
4 ORCSH 30	250	69435.040.030	6 ORCSH 30	250	69435.060.030	10 ORCSH 35	250	69435.100.035

FABORY

Blind rivet nut open, reduced countersunk head, round serrated body

Blindklinkmoer open, lage verzonkenkop, ronde gekartelde schacht / Écrou noyé ouvert, tête fraisée réduite, fût cannelé

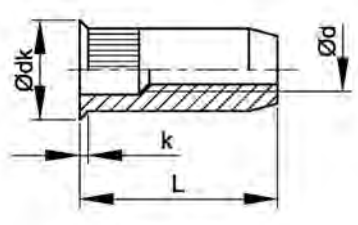

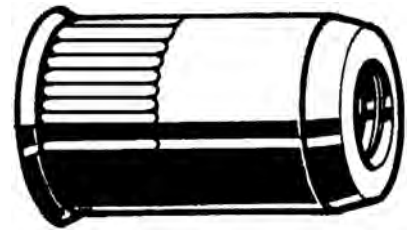

Technical Data

Type	Drill ø	Grip range	k	L [+0,5/-0]	ø d	ø d_k
4 ORCSH 30	6.00	0.5-3.0	0.9	10	M4	7
5 ORCSH 30	7.00	0.5-3.0	0.9	11.5	M5	8
6 ORCSH 30	9.00	0.5-3.0	0.9	14	M6	10
8 ORCSH 30	11.00	0.5-3.0	0.9	15.5	M8	12
10 ORCSH 35	13.00	0.8-3.5	1.1	19.5	M10	14.5

69035 **Blind rivet nut open, reduced countersunk head, round serrated body / Blindklinkmoer open, lage verzonkenkop, ronde gekartelde schacht / Écrou noyé ouvert, tête fraisée réduite, fût cannelé** **F07A**

Material Stainless steel A2

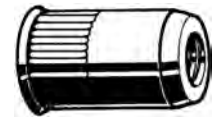

Type	✉	Art.number	Type	✉	Art.number	Type	✉	Art.number
4ORCSH30	250	69035.040.030	6ORCSH30	250	69035.060.030	10ORCSH35	250	69035.100.035
5ORCSH30	250	69035.050.030	8ORCSH30	250	69035.080.030			

Blind rivet nut open, reduced countersunk head, half hex body

Blindklinkmoer open, lage verzonkenkop met zeskante schacht / Écrou noyé ouvert, tête fraisée réduite, corps demi-hexagonal

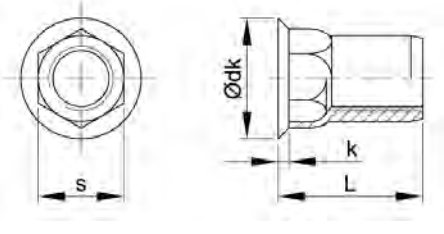

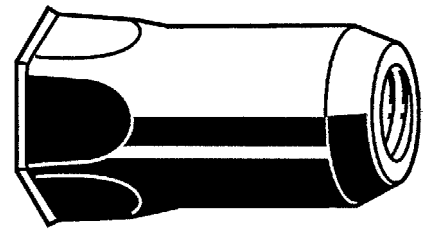

Technical Data

Type	Grip range	Hexagon hole	k	L [+0,5/-0]	ø d	ø d_k
4 ORCSH 30	0.5-3.0	6.1	≤ 0.9	12.5	M4	7
5 ORCSH 30	0.5-3.0	7.1	≤ 0.9	14	M5	8
6 ORCSH 30	0.5-3.0	9.1	≤ 0.9	16	M6	10
8 ORCSH 30	0.5-3.0	11.1	≤ 0.9	17	M8	12
10 ORCSH 35	0.8-4.0	13.1	≤ 1.1	20.5	M10	14.5

14

69440 **Blind rivet nut open, reduced countersunk head, half hex body / Blindklinkmoer open, lage verzonkenkop met zeskante schacht / Écrou noyé ouvert, tête fraisée réduite, corps demi-hexagonal** **F07A**

Material Stainless steel A2



Type	✉	Art.number	Type	✉	Art.number	Type	✉	Art.number
4 ORCSH 30	250	69440.040.030	6 ORCSH30	250	69440.060.030	10 ORCSH 35	250	69440.100.035
5 ORCSH 30	250	69440.050.030	8 ORCSH 30	250	69440.080.030			

Blind rivet nut open, reduced countersunk head, half hex body

Blindklinkmoer open, lage verzonkenkop met zeskante schacht / Écrou noyé ouvert, tête fraisée réduite, corps demi-hexagonal

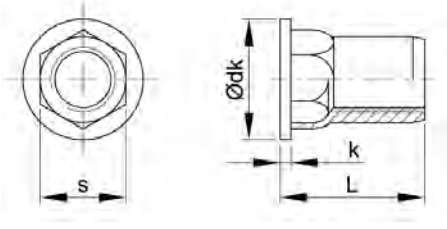



Technical Data

Type	Grip range	Hexagon hole	k	L [+0,5/-0]	ø d	ø d_k
3 ORCSH 25	0.5-2.5	5.1	≤ 0.8	10.5	M3	6.5
4 ORCSH 30	0.5-3.0	6.1	≤ 0.8	12.5	M4	7
5 ORCSH 30	0.5-3.0	7.1	≤ 0.8	14	M5	8
6 ORCSH 30	0.5-3.0	9.1	≤ 0.8	16	M6	10
8 ORCSH 30	0.5-3.0	11.1	≤ 0.8	17	M8	12
10 ORCSH 35	0.8-3.5	13.1	≤ 0.8	20.5	M10	14.5

69450 **Blind rivet nut open, reduced countersunk head, half hex body / Blindklinkmoer open, lage verzonkenkop met zeskante schacht / Écrou noyé ouvert, tête fraisée réduite, corps demi-hexagonal** **F07A**

Material Steel
Surface treatment Zinc plated

RoHS



Type	✉	Art.number	Type	✉	Art.number	Type	✉	Art.number
3 ORCSH 25	250	69450.030.025	5 ORCSH 30	250	69450.050.030	8 ORCSH 30	250	69450.080.030
4 ORCSH 30	250	69450.040.030	6 ORCSH 30	250	69450.060.030	10 ORCSH 35	250	69450.100.035

FABORY

Blind rivet bolt

Blindklinkschroef / Goujon à sertir en aveugle

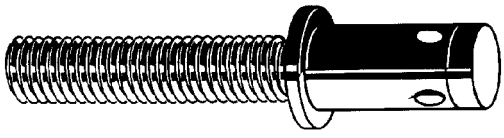

Technical Data

d x L2 (Grip range)	Drill ø	k	L [+0,5/-0]	ø d_k
M4X10(0.5-2.0)	5.50	0.5	8	8
M4X15(0.5-2.0)	5.50	0.5	8	8
M4X10(2.0-3.0)	5.50	0.5	8	8
M4X15(2.0-3.0)	5.50	0.5	8	8
M5X10(0.5-2.0)	6.60	0.8	9	9
M5X15(0.5-2.0)	6.60	0.8	9	9
M5X10(2.0-3.5)	6.60	0.8	10.5	9
M5X15(2.0-3.5)	6.60	0.8	10.5	9
M6X10(0.5-2.5)	7.80	1	10	10
M6X15(0.5-2.5)	7.80	1	10	10
M6X10(2.5-4.0)	7.80	1	11.5	10
M6X15(2.5-4.0)	7.80	1	11.5	10
M8X15(1.0-3.0)	9.90	1.5	12.5	12
M8X20(1.0-3.0)	9.90	1.5	12.5	12
M8X15(3.0-5.0)	9.90	1.5	15	12
M8X20(3.0-5.0)	9.90	1.5	15	12

69975 **Blind rivet bolt / Blindklinkschroef / Goujon à sertir en aveugle** **F09A**

Material Steel
Surface treatment Zinc plated

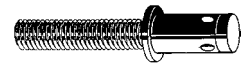

d x L2 (Grip range)	✉	Art.number	d x L2 (Grip range)	✉	Art.number	d x L2 (Grip range)	✉	Art.number
M4X10(0,5-2,0)	250	69975.042.010				M6X15(2,5-4,0)	250	69975.064.015
M4X15(0,5-2,0)	250	69975.042.015	M5X15(2,0-3,5)	250	69975.053.515			
						M8X20(1,0-3,0)	250	69975.083.020
M4X10(2,0-3,0)	250	69975.043.010	M6X10(0,5-2,5)	250	69975.062.510	M8X15(1,0-3,0)	250	69975.083.515
			M6X15(0,5-2,5)	250	69975.062.515			
M5X10(0,5-2,0)	250	69975.052.010				M8X15(3,0-5,0)	250	69975.085.015
M5X15(0,5-2,0)	250	69975.052.015	M6X10(2,5-4,0)	250	69975.064.010	M8X20(3,0-5,0)	250	69975.085.020

Blind rivet tool

Blindklinknagel gereedschap / Outil pour rivet aveugle



Type	■2,4			■3,0-3,2			■4,0			■4,8-5,0			■5,0-6,4		
	Al	St	St.rvs.	Al	St	St.rvs.	Al	St	St.rvs.	Al	St	St.rvs.	Al	St	St.rvs.
MFX-80															
MFX-150B															
MFX-260															
PS15-BO															
PS25															
PS40															
PB2500															
PB3400															

Recommended capacity
Additional option

35155 **MASTERFIX Blind rivet tool / MASTERFIX Blindklinknagel gereedschap / MASTERFIX Outil pour rivet aveugle** **T94A**



Type	✉	Art.number	Type	✉	Art.number	Type	✉	Art.number
MFX-80	1	35155.080.001	MFX-150B	1	35155.150.001	MFX-260	1	35155.260.001

35156 **MASTERFIX Blind rivet tool set / MASTERFIX Blindklinknagel gereedschap, set / MASTERFIX Jeu d'outil pour rivet aveugle** **T94A**



Type	✉	Art.number
MFX-150B	1	35156.150.001

35165 **POP Avdel Blind rivet tool / POP Avdel Blindklinknagel gereedschap / POP Avdel Outil pour rivet aveugle** **T94A**



Type	✉	Art.number	Type	✉	Art.number	Type	✉	Art.number
PS15-BO	1	35165.015.001	PS25	1	35165.025.001	PS40	1	35165.040.001

35800 **POP Avdel Blind rivet battery tool / POP Avdel Blindklinknagel accu gereedschap / POP Avdel appareil de pose de batterie pour rivets aveugles** **T95A**



Type	✉	Art.number	Type	✉	Art.number
PB2500 - Battery	1	35800.770.001	PB3400 - Battery	1	35800.780.001

Blind rivet pneumatic tool

Blindklinknagel gereedschap pneumatisch / Outil pneumatique pour rivet aveugle



Type	■ 2,4			■ 3,0 - 3,2			■ 4,0			■ 4,8 - 5,0			■ 6,0 - 6,4		
	Al	St	St.st.	Al	St	St.st.	Al	St	Cu.Al.	Al	St	St.st.	Al	St	St.st.
EZM1000															
EZM2000															
PROSET XT1															
PROSET XT2															
PROSET XT3															
PROSET XT4															

Recommended capacity
Additional option

35770 **Blind rivet pneumatic tool / Blindklinknagel gereedschap pneumatisch / Outil pneumatique pour rivet aveugle** **T95A**



Type	✉	Art.number	Type	✉	Art.number
EZM1000	1	35770.100.001	EZM2000	1	35770.200.001

35805 **POP Avdel Blind rivet pneumatic tool / POP Avdel Blindklinknagel gereedschap, pneumatisch / POP Avdel Outil pour rivet aveugle, pneumatique** **T95A**



Type	✉	Art.number	Type	✉	Art.number	Type	✉	Art.number
PROSET XT1	1	35805.000.001	PROSET XT3	1	35805.000.003	PROSET XT4	1	35805.000.004
PROSET XT2	1	35805.000.002						

Blind rivet nut hand tool

Blindklinkmoer gereedschap / Outil pour écrous noyés



69955 **MASTERFIX Blind rivet nut hand tool / MASTERFIX Blindklinkmoer handgereedschap / MASTERFIX Outil à main pour écrous noyés** **T94A**



Type	✉	Art.number	Type	✉	Art.number	Type	✉	Art.number
EZM-12	1	69955.012.001	MFX-510	1	69955.510.001	MFX-612	1	69955.612.001
MFX-360	1	69955.360.001	MFX-511	1	69955.511.001			

69956 **MASTERFIX Blind rivet nut hand tool set / MASTERFIX Blindklinkmoer handgereedschap set / MASTERFIX Jeu d'outil à main pour écrous noyés** **T94A**



Type	✉	Art.number
MFX-360	1	69956.360.001

69965 **POP Avdel Blind rivet nut hand tool / POP Avdel Blindklinkmoer handgereedschap / POP Avdel Outil à main pour écrous noyés** **T94A**



Type	✉	Art.number	Type	✉	Art.number	Type	✉	Art.number
PNT110-M	1	69965.110.001	PNT310-M	1	69965.310.001	PNT410-M	1	69965.410.001
PNT210-M	1	69965.210.001						

FABORY

Blind rivet nut pneumatic tool

Blindklinkmoer gereedschap, pneumatisch / Outil pour écrous noyés, pneumatique



69960	MASTERFIX Blind rivet nut pneumatic tool / MASTERFIX Blindklinkmoer gereedschap, pneumatisch / MASTERFIX Outil pour écrous noyés, pneumatique	T95A



Type	✉	Art.number	Type	✉	Art.number
XGRIP N08 QI	1	69960.001.780	XGRIP N10 QI	1	69960.001.785

69961	POP Avdel Blind rivet nut pneumatic tool / POP Avdel Blindklinkmoer gereedschap, pneumatisch / POP Avdel Outil pour écrous noyés, pneumatique	T95A



Type	✉	Art.number
PROSERT XTN20	1	69961.001.780

Blind rivet tool accessories

Blindklinknagel gereedschap accessoires / Accessoires d'outils pour rivet aveugle



35801	Blind rivet tool accessories / Blindklinknagel gereedschap accessoires / Accessoires d'outils pour rivet aveugle	T95A



Type	✉	Art.number	Type	✉	Art.number
Battery 18V 2AH	1	35801.760.001	Battery 18V 4AH*	1	35801.780.001

Round head rivet

Bolkop klinknagel / Rivet à tête ronde

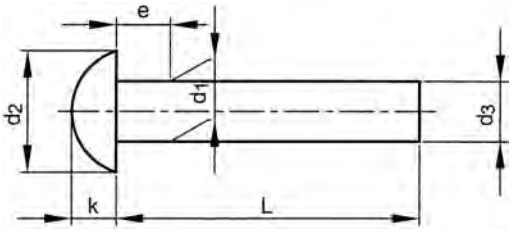

DIN	**660/124**
ISO	1051
BS	4620



Technical Data

d_1	d_2	d_3 (min.)	e (max.)	k (js14)
2	3.5	1.87	1	1.2
2.5	4.4	2.37	1.25	1.5
3	5.2	2.87	1.5	1.8
4	7	3.87	2	2.4
5	8.8	4.82	2.5	3
6	10.5	5.82	3	3.6
7	12.2	6.82	3.5	4.2
8	14	7.76	4	4.8
10 (DIN124)	16	9.4	5	6.5

Article groups

Material	Surface treatment	Code	Page
Al 99,5		50670	14-43
St. C4C/C10C	Plain	39400	14-43
St.st. A2		51490	14-44
St.st. A4		55490	14-44
Br. CW508L		50200	14-45
Cu - DHP		50370	14-45

50670 **Round head rivet / Bolkop klinknagel / Rivet à tête ronde** **W01A**

Material Aluminium 99,5



d_1 x L	✉	Art.number	d_1 x L	✉	Art.number	d_1 x L	✉	Art.number
2X4MM	1.000	50670.020.004	4X8MM	1.000	50670.040.008			
2X6MM	1.000	50670.020.006	4X10MM	1.000	50670.040.010	6X10MM	500	50670.060.010
2X8MM	1.000	50670.020.008	4X12MM	1.000	50670.040.012	6X12MM	500	50670.060.012
2X10MM	1.000	50670.020.010	4X16MM	1.000	50670.040.016	6X16MM	500	50670.060.016
2X12MM*	1.000	50670.020.012	4X20MM	1.000	50670.040.020	6X20MM	500	50670.060.020
2X16MM	1.000	50670.020.016	4X25MM	500	50670.040.025	6X25MM	250	50670.060.025
			4X30MM	500	50670.040.030	6X30MM	250	50670.060.030
3X4MM	1.000	50670.030.004	4X40MM	250	50670.040.040	6X35MM	250	50670.060.035
3X6MM	1.000	50670.030.006				6X40MM	250	50670.060.040
3X8MM	1.000	50670.030.008	5X8MM	1.000	50670.050.008	6X50MM	250	50670.060.050
3X10MM	1.000	50670.030.010	5X10MM	1.000	50670.050.010			
3X12MM	1.000	50670.030.012	5X12MM	1.000	50670.050.012	8X16MM	250	50670.080.016
3X16MM	1.000	50670.030.016	5X16MM	1.000	50670.050.016	8X20MM	250	50670.080.020
3X20MM	1.000	50670.030.020	5X20MM	500	50670.050.020	8X25MM*	250	50670.080.025
3X25MM*	1.000	50670.030.025	5X25MM	500	50670.050.025	8X30MM	250	50670.080.030
3X30MM	1.000	50670.030.030	5X30MM	500	50670.050.030	8X35MM*	100	50670.080.035
			5X40MM	250	50670.050.040	8X40MM	100	50670.080.040
4X6MM	1.000	50670.040.006						

39400 **Round head rivet / Bolkop klinknagel / Rivet à tête ronde** **L11C**

Material Steel C4C/C10C
Surface treatment Plain



d_1 x L	✉	Art.number	d_1 x L	✉	Art.number	d_1 x L	✉	Art.number
2X4MM*	1.000	39400.020.004	2X8MM	1.000	39400.020.008	2X16MM	1.000	39400.020.016
2X5MM*	1.000	39400.020.005	2X10MM	1.000	39400.020.010			
2X6MM	1.000	39400.020.006	2X12MM	1.000	39400.020.012	2,5X6MM*	1.000	39400.025.006

FABORY

39400 Round head rivet / Bolkop klinknagel / Rivet à tête ronde

d_1 x L	✉	Art.number	d_1 x L	✉	Art.number	d_1 x L	✉	Art.number
2,5X8MM*	1.000	39400.025.008	5X8MM	1.000	39400.050.008	7X12MM*	250	39400.070.012
2,5X10MM*	1.000	39400.025.010	5X10MM	1.000	39400.050.010	7X25MM*	250	39400.070.025
2,5X12MM*	1.000	39400.025.012	5X12MM	1.000	39400.050.012	7X30MM*	250	39400.070.030
2,5X16MM*	1.000	39400.025.016	5X16MM	1.000	39400.050.016	7X50MM*	100	39400.070.050
2,5X20MM*	1.000	39400.025.020	5X18MM*	500	39400.050.018	7X60MM*	100	39400.070.060
			5X20MM	500	39400.050.020			
3X4MM*	1.000	39400.030.004	5X22MM*	500	39400.050.022	8X10MM	250	39400.080.010
3X5MM*	1.000	39400.030.005	5X25MM	500	39400.050.025	8X12MM	250	39400.080.012
3X6MM	1.000	39400.030.006	5X28MM*	500	39400.050.028	8X16MM	250	39400.080.016
3X8MM	1.000	39400.030.008	5X30MM	500	39400.050.030	8X18MM*	250	39400.080.018
3X10MM	1.000	39400.030.010	5X35MM*	250	39400.050.035	8X20MM	250	39400.080.020
3X12MM	1.000	39400.030.012	5X40MM	250	39400.050.040	8X22MM*	250	39400.080.022
3X16MM	1.000	39400.030.016	5X45MM*	250	39400.050.045	8X25MM	250	39400.080.025
3X18MM*	1.000	39400.030.018	5X50MM	250	39400.050.050	8X30MM	250	39400.080.030
3X20MM	1.000	39400.030.020	5X55MM*	100	39400.050.055	8X32MM*	100	39400.080.032
3X25MM	1.000	39400.030.025	5X60MM*	100	39400.050.060	8X35MM	100	39400.080.035
3X30MM	1.000	39400.030.030				8X40MM	100	39400.080.040
			6X10MM	500	39400.060.010	8X45MM*	100	39400.080.045
4X6MM	1.000	39400.040.006	6X12MM	500	39400.060.012	8X50MM	100	39400.080.050
4X8MM	1.000	39400.040.008	6X16MM	500	39400.060.016	8X55MM*	100	39400.080.055
4X10MM	1.000	39400.040.010	6X18MM*	500	39400.060.018	8X60MM	100	39400.080.060
4X12MM	1.000	39400.040.012	6X20MM	500	39400.060.020			
4X16MM	1.000	39400.040.016	6X22MM*	250	39400.060.022	10X12MM	100	39400.100.012
4X18MM*	1.000	39400.040.018	6X25MM	250	39400.060.025	10X16MM*	100	39400.100.016
4X20MM	1.000	39400.040.020	6X30MM	250	39400.060.030	10X20MM	100	39400.100.020
4X22MM*	500	39400.040.022	6X32MM*	250	39400.060.032	10X25MM	100	39400.100.025
4X25MM	500	39400.040.025	6X35MM	250	39400.060.035	10X30MM	100	39400.100.030
4X30MM	500	39400.040.030	6X40MM	250	39400.060.040	10X35MM	100	39400.100.035
4X35MM*	500	39400.040.035	6X45MM*	250	39400.060.045	10X40MM	100	39400.100.040
4X40MM	250	39400.040.040	6X50MM	250	39400.060.050	10X45MM*	100	39400.100.045
4X45MM*	250	39400.040.045	6X55MM*	100	39400.060.055	10X50MM	100	39400.100.050
4X50MM	250	39400.040.050	6X60MM	100	39400.060.060	10X60MM*	100	39400.100.060
			6X70MM*	100	39400.060.070			
5X6MM*	1.000	39400.050.006						

51490 Round head rivet / Bolkop klinknagel / Rivet à tête ronde R09A

Material Stainless steel A2



d_1 x L	✉	Art.number	d_1 x L	✉	Art.number	d_1 x L	✉	Art.number
2X6MM	500	51490.020.006	3X25MM*	500	51490.030.025	5X16MM	100	51490.050.016
2X8MM*	500	51490.020.008				5X18MM*	200	51490.050.018
2X10MM*	500	51490.020.010	4X6MM	200	51490.040.006	5X20MM	100	51490.050.020
2X12MM*	500	51490.020.012	4X8MM	200	51490.040.008	5X25MM	100	51490.050.025
2X14MM*	500	51490.020.014	4X10MM	200	51490.040.010	5X28MM*	200	51490.050.028
2X16MM*	500	51490.020.016	4X12MM	200	51490.040.012	5X30MM	100	51490.050.030
2X20MM*	500	51490.020.020	4X14MM*	200	51490.040.014	5X35MM*	200	51490.050.035
			4X16MM	100	51490.040.016	5X40MM*	200	51490.050.040
2,5X6MM*	500	51490.025.006	4X18MM*	200	51490.040.018			
2,5X8MM*	500	51490.025.008	4X20MM	100	51490.040.020	6X10MM	100	51490.060.010
2,5X10MM*	500	51490.025.010	4X25MM	100	51490.040.025	6X12MM	100	51490.060.012
2,5X12MM*	500	51490.025.012	4X28MM*	200	51490.040.028	6X14MM*	100	51490.060.014
2,5X35MM*	500	51490.025.035	4X30MM	100	51490.040.030	6X16MM	100	51490.060.016
			4X35MM*	200	51490.040.035	6X18MM*	100	51490.060.018
3X6MM	200	51490.030.006	4X40MM*	200	51490.040.040	6X20MM	100	51490.060.020
3X8MM	200	51490.030.008	4X45MM*	200	51490.040.045	6X22MM*	100	51490.060.022
3X10MM	200	51490.030.010	4X50MM	100	51490.040.050	6X25MM	100	51490.060.025
3X12MM	200	51490.030.012	4X60MM	100	51490.040.060	6X28MM*	100	51490.060.028
3X14MM*	500	51490.030.014				6X30MM	100	51490.060.030
3X16MM	200	51490.030.016	5X8MM	100	51490.050.008	6X35MM	100	51490.060.035
3X18MM*	500	51490.030.018	5X10MM	100	51490.050.010	6X40MM*	100	51490.060.040
3X20MM	200	51490.030.020	5X12MM*	100	51490.050.012	6X45MM*	100	51490.060.045
3X22MM*	500	51490.030.022	5X14MM*	200	51490.050.014	6X50MM*	100	51490.060.050

55490 Round head rivet / Bolkop klinknagel / Rivet à tête ronde R49A

Material Stainless steel A4



d_1 x L	✉	Art.number	d_1 x L	✉	Art.number	d_1 x L	✉	Art.number
3X6MM*	500	55490.030.006	3X20MM*	500	55490.030.020	4X6MM*	200	55490.040.006
3X8MM*	500	55490.030.008				4X8MM*	200	55490.040.008
3X10MM*	500	55490.030.010						

55490 Round head rivet / Bolkop klinknagel / Rivet à tête ronde

d_1 x L	✉	Art.number	d_1 x L	✉	Art.number	d_1 x L	✉	Art.number
4X10MM*	200	55490.040.010				6X10MM*	100	55490.060.010
4X12MM*	200	55490.040.012	5X8MM*	200	55490.050.008	6X12MM*	100	55490.060.012
4X16MM*	200	55490.040.016	5X10MM*	200	55490.050.010	6X20MM*	100	55490.060.020
4X20MM*	200	55490.040.020	5X12MM*	200	55490.050.012	6X30MM*	100	55490.060.030
4X25MM*	200	55490.040.025	5X20MM*	200	55490.050.020	6X35MM*	100	55490.060.035
4X35MM*	200	55490.040.035	5X25MM*	200	55490.050.025			
4X40MM*	200	55490.040.040						

50200 Round head rivet / Bolkop klinknagel / Rivet à tête ronde M11A

Material Brass CW508L



d_1 x L	✉	Art.number	d_1 x L	✉	Art.number	d_1 x L	✉	Art.number
2X4MM*	1.000	50200.020.004	3X12MM*	1.000	50200.030.012	4X25MM*	500	50200.040.025
2X6MM*	1.000	50200.020.006	3X20MM*	1.000	50200.030.020	4X30MM*	500	50200.040.030
2X8MM*	1.000	50200.020.008	3X25MM*	1.000	50200.030.025			
2X10MM*	1.000	50200.020.010				5X8MM*	1.000	50200.050.008
			4X6MM*	1.000	50200.040.006	5X12MM*	1.000	50200.050.012
3X4MM*	1.000	50200.030.004	4X8MM*	1.000	50200.040.008	5X16MM*	1.000	50200.050.016
3X5MM*	1.000	50200.030.005	4X10MM*	1.000	50200.040.010	5X20MM*	500	50200.050.020
3X6MM*	1.000	50200.030.006	4X12MM*	1.000	50200.040.012			
3X8MM*	1.000	50200.030.008	4X16MM*	1.000	50200.040.016	6X10MM	500	50200.060.010
3X10MM*	1.000	50200.030.010	4X20MM*	1.000	50200.040.020	6X30MM*	250	50200.060.030

50370 Round head rivet / Bolkop klinknagel / Rivet à tête ronde M11F

Material Copper Cu-DHP



d_1 x L	✉	Art.number	d_1 x L	✉	Art.number	d_1 x L	✉	Art.number
2X4MM	1.000	50370.020.004	3X30MM*	1.000	50370.030.030	5X30MM*	500	50370.050.030
2X6MM	1.000	50370.020.006				5X40MM	250	50370.050.040
2X8MM	1.000	50370.020.008	4X6MM*	1.000	50370.040.006			
2X10MM	1.000	50370.020.010	4X8MM	1.000	50370.040.008	6X10MM	500	50370.060.010
2X12MM	1.000	50370.020.012	4X10MM	1.000	50370.040.010	6X12MM	500	50370.060.012
2X16MM	1.000	50370.020.016	4X12MM	1.000	50370.040.012	6X16MM	500	50370.060.016
			4X16MM	1.000	50370.040.016	6X20MM	500	50370.060.020
2,5X6MM*	1.000	50370.025.006	4X20MM	1.000	50370.040.020	6X25MM*	250	50370.060.025
2,5X8MM	1.000	50370.025.008	4X25MM	500	50370.040.025	6X30MM	250	50370.060.030
			4X30MM*	500	50370.040.030	6X40MM*	250	50370.060.040
3X4MM	1.000	50370.030.004	4X40MM*	250	50370.040.040	6X50MM	250	50370.060.050
3X6MM	1.000	50370.030.006						
3X8MM	1.000	50370.030.008	5X8MM	1.000	50370.050.008	8X16MM	250	50370.080.016
3X10MM	1.000	50370.030.010	5X10MM	1.000	50370.050.010	8X20MM	250	50370.080.020
3X12MM*	1.000	50370.030.012	5X12MM	1.000	50370.050.012	8X25MM	250	50370.080.025
3X16MM	1.000	50370.030.016	5X16MM	1.000	50370.050.016	8X30MM	250	50370.080.030
3X20MM	1.000	50370.030.020	5X20MM	500	50370.050.020	8X40MM*	100	50370.080.040
3X25MM	1.000	50370.030.025	5X25MM	500	50370.050.025	8X50MM	100	50370.080.050

Countersunk head rivet

Verzonkenkop klinknagel / Rivet à tête fraisée

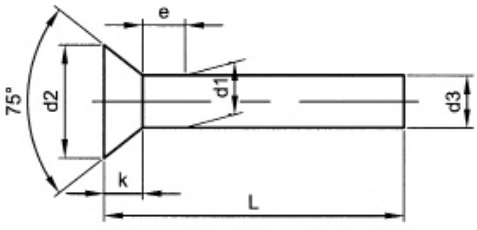

DIN	**661/302**
ISO	1051
BS	4620



Technical Data

d_1	d_2	d_3 (min.)	e (max.)	k ≈
2	3.5	1.87	1	1
2.5	4.4	2.37	1.25	1.2
3	5.2	2.87	1.5	1.4
4	7	3.87	2	2
5	8.8	4.82	2.5	2.5
6	10.5	5.82	3	3
7	12.2	6.82	3.5	3.5
8	14	7.76	4	4
10 (DIN302)	14.5	9.4	5	3

Article groups

Material	Surface treatment	Code	Page
Al 99,5		50680	14-46
St. C4C/C10C	Plain	39410	14-46
St.st. A2		51480	14-47
Br. CW508L		50201	14-47
Cu - DHP		50380	14-47

50680 **Countersunk head rivet / Verzonkenkop klinknagel / Rivet à tête fraisée** **W01A**

Material Aluminium 99,5



d_1 x L	✉	Art.number	d_1 x L	✉	Art.number	d_1 x L	✉	Art.number
2X6MM	1.000	50680.020.006	4X12MM	1.000	50680.040.012	6X16MM*	500	50680.060.016
2X8MM	1.000	50680.020.008	4X16MM	1.000	50680.040.016	6X20MM	500	50680.060.020
2X10MM*	1.000	50680.020.010	4X20MM	1.000	50680.040.020	6X25MM	250	50680.060.025
2X16MM	1.000	50680.020.016	4X25MM	500	50680.040.025	6X30MM	250	50680.060.030
			4X30MM	500	50680.040.030	6X35MM	250	50680.060.035
3X6MM	1.000	50680.030.006				6X40MM	250	50680.060.040
3X8MM	1.000	50680.030.008	5X8MM	1.000	50680.050.008	6X50MM*	250	50680.060.050
3X10MM	1.000	50680.030.010	5X10MM	1.000	50680.050.010			
3X12MM	1.000	50680.030.012	5X12MM	1.000	50680.050.012	8X16MM*	250	50680.080.016
3X16MM	1.000	50680.030.016	5X16MM	1.000	50680.050.016	8X20MM	250	50680.080.020
3X20MM	1.000	50680.030.020	5X20MM	500	50680.050.020	8X25MM	250	50680.080.025
3X25MM	1.000	50680.030.025	5X25MM	500	50680.050.025	8X30MM	250	50680.080.030
3X30MM	1.000	50680.030.030	5X30MM	500	50680.050.030	8X35MM	100	50680.080.035
			5X40MM	250	50680.050.040	8X40MM	100	50680.080.040
4X6MM	1.000	50680.040.006				8X50MM	100	50680.080.050
4X8MM	1.000	50680.040.008	6X10MM*	500	50680.060.010			
4X10MM	1.000	50680.040.010	6X12MM*	500	50680.060.012			

39410 **Countersunk head rivet / Verzonkenkop klinknagel / Rivet à tête fraisée** **L11C**

Material Steel C4C/C10C
Surface treatment Plain



d_1 x L	✉	Art.number	d_1 x L	✉	Art.number	d_1 x L	✉	Art.number
2X6MM	1.000	39410.020.006	2,5X6MM*	1.000	39410.025.006			
2X8MM	1.000	39410.020.008	2,5X8MM*	1.000	39410.025.008	3X5MM*	1.000	39410.030.005
2X10MM*	1.000	39410.020.010	2,5X10MM	1.000	39410.025.010	3X6MM	1.000	39410.030.006
2X12MM*	1.000	39410.020.012	2,5X12MM*	1.000	39410.025.012	3X8MM	1.000	39410.030.008
2X16MM*	1.000	39410.020.016	2,5X20MM*	1.000	39410.025.020	3X10MM	1.000	39410.030.010

Go to www.fabory.com for all your tools, safety and metalworking products

39410 Countersunk head rivet / Verzonkenkop klinknagel / Rivet à tête fraisée

d_1 x L	✉	Art.number	d_1 x L	✉	Art.number	d_1 x L	✉	Art.number
3X12MM	1.000	39410.030.012	5X10MM	1.000	39410.050.010	6X35MM	250	39410.060.035
3X16MM	1.000	39410.030.016	5X12MM	1.000	39410.050.012	6X40MM*	250	39410.060.040
3X18MM*	1.000	39410.030.018	5X16MM	1.000	39410.050.016	6X45MM*	250	39410.060.045
3X20MM	1.000	39410.030.020	5X18MM*	500	39410.050.018	6X50MM*	250	39410.060.050
3X22MM*	1.000	39410.030.022	5X20MM	500	39410.050.020	6X60MM*	100	39410.060.060
3X25MM	1.000	39410.030.025	5X22MM*	500	39410.050.022			
3X30MM	1.000	39410.030.030	5X25MM	500	39410.050.025	7X25MM*	250	39410.070.025
			5X30MM*	500	39410.050.030	7X30MM*	250	39410.070.030
4X6MM*	1.000	39410.040.006	5X32MM*	250	39410.050.032			
4X8MM	1.000	39410.040.008	5X35MM*	250	39410.050.035	8X12MM*	250	39410.080.012
4X10MM	1.000	39410.040.010	5X40MM	250	39410.050.040	8X16MM	250	39410.080.016
4X12MM	1.000	39410.040.012	5X45MM*	250	39410.050.045	8X20MM	250	39410.080.020
4X16MM	1.000	39410.040.016	5X50MM*	250	39410.050.050	8X25MM	250	39410.080.025
4X18MM*	1.000	39410.040.018	5X60MM*	100	39410.050.060	8X30MM	250	39410.080.030
4X20MM	1.000	39410.040.020				8X35MM	100	39410.080.035
4X22MM*	500	39410.040.022	6X10MM	500	39410.060.010	8X40MM	100	39410.080.040
4X25MM*	500	39410.040.025	6X12MM	500	39410.060.012	8X50MM*	100	39410.080.050
4X30MM	500	39410.040.030	6X16MM	500	39410.060.016	8X60MM*	100	39410.080.060
4X40MM*	250	39410.040.040	6X18MM*	500	39410.060.018			
4X50MM*	250	39410.040.050	6X20MM	500	39410.060.020	10X30MM	100	39410.100.030
			6X22MM*	250	39410.060.022	10X40MM	100	39410.100.040
5X6MM*	1.000	39410.050.006	6X25MM	250	39410.060.025	10X50MM	100	39410.100.050
5X8MM*	1.000	39410.050.008	6X30MM	250	39410.060.030			

51480 Countersunk head rivet / Verzonkenkop klinknagel / Rivet à tête fraisée R09A

Material Stainless steel A2



d_1 x L	✉	Art.number	d_1 x L	✉	Art.number	d_1 x L	✉	Art.number
2X6MM*	500	51480.020.006	3X25MM*	500	51480.030.025	5X16MM	100	51480.050.016
2X8MM*	500	51480.020.008				5X18MM*	200	51480.050.018
2X10MM*	500	51480.020.010	4X4MM*	200	51480.040.004	5X20MM	100	51480.050.020
2X12MM*	500	51480.020.012	4X6MM*	200	51480.040.006	5X22MM*	200	51480.050.022
2X14MM*	500	51480.020.014	4X8MM	200	51480.040.008	5X25MM	100	51480.050.025
2X16MM*	500	51480.020.016	4X10MM	200	51480.040.010	5X30MM	100	51480.050.030
2X20MM*	500	51480.020.020	4X12MM	200	51480.040.012	5X35MM*	200	51480.050.035
			4X16MM	100	51480.040.016	5X40MM*	200	51480.050.040
2,5X12MM*	500	51480.025.012	4X18MM*	200	51480.040.018			
			4X20MM	100	51480.040.020	6X10MM	100	51480.060.010
3X5MM*	500	51480.030.005	4X22MM*	200	51480.040.022	6X12MM	100	51480.060.012
3X6MM	200	51480.030.006	4X25MM	100	51480.040.025	6X16MM	100	51480.060.016
3X8MM	200	51480.030.008	4X30MM	100	51480.040.030	6X18MM*	100	51480.060.018
3X10MM	200	51480.030.010				6X20MM	100	51480.060.020
3X12MM*	500	51480.030.012	5X8MM*	100	51480.050.008	6X25MM*	100	51480.060.025
3X16MM	200	51480.030.016	5X10MM*	100	51480.050.010	6X30MM*	100	51480.060.030
3X18MM*	500	51480.030.018	5X12MM*	100	51480.050.012	6X40MM*	100	51480.060.040
3X20MM*	500	51480.030.020	5X14MM*	200	51480.050.014	6X50MM*	100	51480.060.050
3X22MM*	500	51480.030.022						

50201 Countersunk head rivet / Verzonkenkop klinknagel / Rivet à tête fraisée M11A

Material Brass CW508L



d_1 x L	✉	Art.number	d_1 x L	✉	Art.number	d_1 x L	✉	Art.number
3X6MM	1.000	50201.030.006				4X16MM	1.000	50201.040.016
3X8MM	1.000	50201.030.008	4X10MM	1.000	50201.040.010	4X20MM	1.000	50201.040.020
3X10MM	1.000	50201.030.010	4X12MM	1.000	50201.040.012	4X30MM	500	50201.040.030
3X12MM	1.000	50201.030.012						

50380 Countersunk head rivet / Verzonkenkop klinknagel / Rivet à tête fraisée M11F

Material Copper DHP



d_1 x L	✉	Art.number	d_1 x L	✉	Art.number	d_1 x L	✉	Art.number
2X6MM	1.000	50380.020.006				3X10MM	1.000	50380.030.010
2X8MM	1.000	50380.020.008	3X6MM*	1.000	50380.030.006	3X12MM*	1.000	50380.030.012
2X10MM*	1.000	50380.020.010	3X8MM	1.000	50380.030.008	3X16MM	1.000	50380.030.016

50380 **Countersunk head rivet / Verzonkenkop klinknagel / Rivet à tête fraisée** ←

d_1 x L	✉	Art.number	d_1 x L	✉	Art.number	d_1 x L	✉	Art.number
3X20MM	1.000	50380.030.020	5X10MM	1.000	50380.050.010	6X20MM	500	50380.060.020
3X25MM	1.000	50380.030.025	5X12MM	1.000	50380.050.012	6X25MM	250	50380.060.025
			5X16MM	1.000	50380.050.016	6X30MM	250	50380.060.030
4X8MM	1.000	50380.040.008	5X20MM	500	50380.050.020	6X40MM*	250	50380.060.040
4X10MM	1.000	50380.040.010	5X25MM	500	50380.050.025	6X50MM*	250	50380.060.050
4X12MM	1.000	50380.040.012	5X30MM	500	50380.050.030			
4X16MM	1.000	50380.040.016	5X40MM	250	50380.050.040	8X16MM*	250	50380.080.016
4X20MM*	1.000	50380.040.020	5X50MM	250	50380.050.050	8X20MM	250	50380.080.020
4X25MM	500	50380.040.025				8X25MM	250	50380.080.025
4X30MM	500	50380.040.030	6X10MM*	500	50380.060.010	8X30MM	250	50380.080.030
			6X16MM	500	50380.060.016	8X40MM	100	50380.080.040

Mushroom head rivet

Lenskop klinknagel / Rivet à tête fraisée bombée

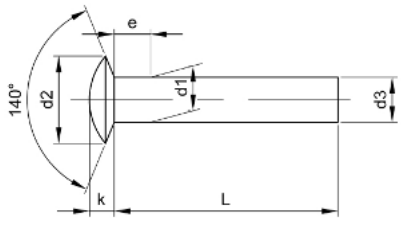

DIN **662**



Technical Data

d	d_2	d_3 (min.)	e (max.)	k
2.0	4	1.87	1	1
2.5	5	2.37	1.25	1.2
3.0	6	2.87	1.5	1.5
3.5	7	3.37	1.75	1.8
4.0	8	3.87	2	2.1
5.0	10	4.82	2.5	2.5
6.0	12	5.82	3	3

Article groups

Material	Surface treatment	Code	Page
Al 99,5		50685	14-48
St. C4C/C10C	Plain	39420	14-48
Cu - DHP		50381	14-49

50685 **Mushroom head rivet / Lenskop klinknagel / Rivet à tête fraisée bombée** **W01A**

Material Aluminium 99,5

RoHS

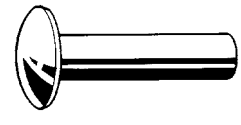

d_1 x L	✉	Art.number	d_1 x L	✉	Art.number	d_1 x L	✉	Art.number
3X6MM	1.000	50685.030.006	4X8MM	1.000	50685.040.008	6X1MM	500	50685.060.016
3,5X8MM	1.000	50685.035.008	5X1MM	500	50685.050.012			

39420 **Mushroom head rivet / Lenskop klinknagel / Rivet à tête fraisée bombée** **L11A**

Material Steel C4C/C10C
Surface treatment Plain

RoHS

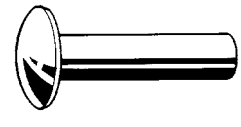

d_1 x L	✉	Art.number	d_1 x L	✉	Art.number	d_1 x L	✉	Art.number
2X4MM	2.000	39420.020.004	3X8MM	1.000	39420.030.008	4X12MM	1.000	39420.040.012
2,5X5MM	1.000	39420.025.005	3,5X8MM	1.000	39420.035.008	5X16MM	500	39420.050.016
3X6MM	1.000	39420.030.006	4X8MM	1.000	39420.040.008	6X16MM	500	39420.060.016

50381 **Mushroom head rivet / Lenskop klinknagel / Rivet à tête fraisée bombée** **M11A**

Material Copper DHP



d_1 x L		Art.number	d_1 x L		Art.number	d_1 x L		Art.number
2X4MM	2.000	50381.020.004	3X6MM	1.000	50381.030.006	4X8MM	1.000	50381.040.008
2,5X5MM	1.000	50381.025.005	3,5X8MM	1.000	50381.035.008	5X12MM	500	50381.050.012

Flat round head rivet

Platbolkop klinknagel / Rivet à tête bombée

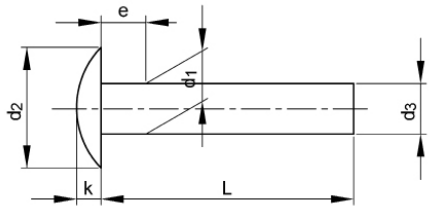

DIN **674**

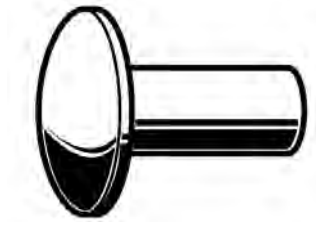

Technical Data

d	d_2	d_3 (min.)	e (max.)	k
3.0	6.8	2.87	1.5	1.5
4.0	9	3.87	2	2
5.0	11.2	4.82	2.5	2.5

39415 **Flat round head rivet / Platbolkop klinknagel / Rivet à tête bombée** **L11A**

Material Steel C4C/C10C
Surface treatment Plain



d_1 x L		Art.number	d_1 x L		Art.number	d_1 x L		Art.number
3X6MM	1.000	39415.030.006	4X6MM	1.000	39415.040.006			
3X8MM	1.000	39415.030.008	4X8MM	1.000	39415.040.008	5X10MM	1.000	39415.050.010
3X10MM	1.000	39415.030.010	4X10MM	1.000	39415.040.010	5X12MM	1.000	39415.050.012
3X16MM	1.000	39415.030.016	4X12MM	1.000	39415.040.012	5X16MM	1.000	39415.050.016
			4X16MM	1.000	39415.040.016			

FABORY

Drive screw

Slagschroef / Fausse vis à métaux

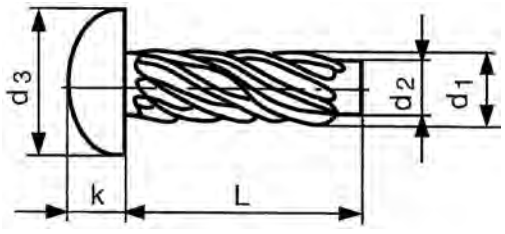



Technical Data

d_1	d_2	d_3	Hole ø ≈	k
1.5	1.35	2.5	1.4	0.8
1.9	1.7	3.2	1.7	1.2
2.5	2.15	4.1	2.2	1.7
2.9	2.65	5.3	2.6	2.1
3.5	3.1	6.6	3.1	2.6

27410 **Drive screw / Slagschroef / Fausse vis à métaux** **J04A**

Material Steel
Surface treatment Nickel plated

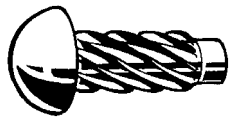

d_1 x L	✉	Art.number	d_1 x L	✉	Art.number	d_1 x L	✉	Art.number
1,5X3,2MM	500	27410.015.003				2,9X6,5MM	500	27410.029.006
1,5X4,7MM	500	27410.015.004	2,5X3,2MM	500	27410.025.003	2,9X8MM	500	27410.029.008
1,5X6,5MM	500	27410.015.006	2,5X4,7MM	500	27410.025.004			
			2,5X6,5MM	500	27410.025.006	3,5X6,5MM	500	27410.035.006
1,9X3,2MM	500	27410.019.003				3,5X8MM	500	27410.035.008
1,9X4,7MM	500	27410.019.004	2,9X4,7MM	500	27410.029.004	3,5X9,5MM	500	27410.035.009
1,9X6,5MM	500	27410.019.006						

14

Spacers and standoffs 15

Page 15-2



Internal/internal thread

Page 15-3



External/internal thread

Page 15-4

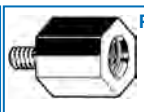

Reducer

Page 15-5



Blind stand off

Page 15-6



Through stand off

FABORY

Spacer, 2 x internal thread

Afstandsteun, 2 x binnendraad / Entretoise, 2 x filetage intérieur

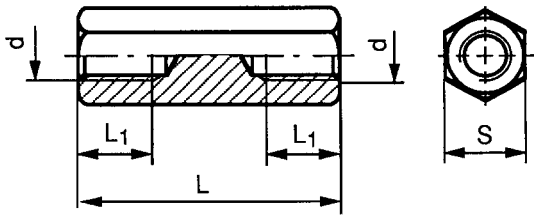



Technical Data

d	P	s	d	P	s
M2.5	0.45	5	M4	0.70	7
M3	0.50	5.5	M5	0.80	8

11396 **Spacer, 2 x internal thread / Afstandsteun, 2 x binnendraad / Entretoise, 2 x filetage intérieur** **F01C**

Thread Metric thread
Material Free-cutting steel
Surface treatment Zinc plated



d x L x L_1	✉	Art.number	d x L x L_1	✉	Art.number	d x L x L_1	✉	Art.number
M2,5X15X7	100	11396.025.015	M3X35X7	100	11396.030.035	M4X40X9	100	11396.040.040
M2,5X20X7	100	11396.025.020	M3X40X7	100	11396.030.040	M4X50X9	100	11396.040.050
M2,5X25X7	100	11396.025.025	M3X45X7	100	11396.030.045			
			M3X50X7	100	11396.030.050	M5X15X15	100	11396.050.015
M3X5X5	100	11396.030.005				M5X20X9	100	11396.050.020
M3X8,5X8,5	100	11396.030.008	M4X10X10	100	11396.040.010	M5X25X9	100	11396.050.025
M3X10X10	100	11396.030.010	M4X15X15	100	11396.040.015	M5X30X9	100	11396.050.030
M3X12X12	100	11396.030.012	M4X20X9	100	11396.040.020	M5X35X9	100	11396.050.035
M3X15X7	100	11396.030.015	M4X25X9	100	11396.040.025	M5X40X9	100	11396.050.040
M3X20X7	100	11396.030.020	M4X30X9	100	11396.040.030	M5X45X9	100	11396.050.045
M3X25X7	100	11396.030.025	M4X35X9	100	11396.040.035	M5X50X9	100	11396.050.050
M3X30X7	100	11396.030.030						

- When L = L the spacer has a continuous thread.

Spacer, internal and external thread

Afstandsteun, binnendraad en buitendraad / Entretoise, filetage intérieur et extérieur

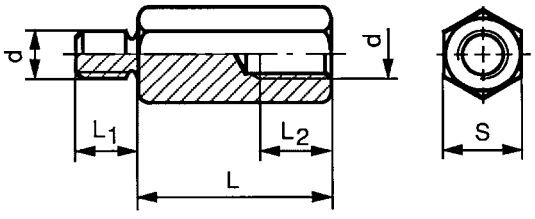



Technical Data

d	L_1	P	s
M2.5	5.6	0.45	4
M3	6	0.50	5.5
M4	8	0.70	7

d	L_1	P	s
M5	10	0.80	8
M6	12	1.00	10

11398 **Spacer, internal and external thread / Afstandsteun, binnendraad en buitendraad / Entretoise, filetage intérieur et extérieur** **F01C**

Thread Metric thread
Material Free-cutting steel
Surface treatment Zinc plated



d x L x L_2	✉	Art.number
M2,5X10X3	100	11398.025.010
M2,5X15X7	100	11398.025.015
M2,5X20X7	100	11398.025.020
M2,5X25X7	100	11398.025.025
M3X5X3	100	11398.030.005
M3X6X3	100	11398.030.006
M3X8X5	100	11398.030.008
M3X10X7	100	11398.030.010
M3X12X7	100	11398.030.012
M3X13,5X7	100	11398.030.013
M3X14X7	100	11398.030.014
M3X15X7	100	11398.030.015
M3X16X7	100	11398.030.016
M3X18X7	100	11398.030.018
M3X20X7	100	11398.030.020
M3X25X7	100	11398.030.025
M3X30X7	100	11398.030.030
M3X35X7	100	11398.030.035
M3X40X7	100	11398.030.040
M3X45X7	100	11398.030.045
M3X50X7	100	11398.030.050
M3X60X8*	100	11398.030.060
M4X5X3	100	11398.040.005
M4X6X8	100	11398.040.006
M4X8X8	100	11398.040.008
M4X10X6	100	11398.040.010
M4X12X8	100	11398.040.012
M4X14X8	100	11398.040.014
M4X15X9	100	11398.040.015
M4X16X9	100	11398.040.016
M4X18X9*	100	11398.040.018
M4X20X9	100	11398.040.020
M4X25X9	100	11398.040.025
M4X30X9	100	11398.040.030
M4X35X9	100	11398.040.035
M4X40X9	100	11398.040.040
M4X45X9	100	11398.040.045
M4X50X9	100	11398.040.050
M4X55X9*	100	11398.040.055
M4X60X9	100	11398.040.060
M5X8X5	100	11398.050.008
M5X10X6	100	11398.050.010
M5X12X9*	100	11398.050.012
M5X14X12*	100	11398.050.014
M5X15X11	100	11398.050.015
M5X16X12*	100	11398.050.016
M5X18X12*	100	11398.050.018
M5X20X11	100	11398.050.020
M5X25X11	100	11398.050.025
M5X30X11	100	11398.050.030
M5X35X11	100	11398.050.035
M5X40X11	100	11398.050.040
M5X45X12*	100	11398.050.045
M5X50X11	100	11398.050.050
M5X55X12*	100	11398.050.055
M5X60X12	100	11398.050.060
M5X70X12*	100	11398.050.070
M5X80X12	100	11398.050.080
M6X10X6	100	11398.060.010
M6X12X8	100	11398.060.012
M6X14X10	100	11398.060.014
M6X16X14	100	11398.060.016
M6X18X14*	100	11398.060.018
M6X20X14	100	11398.060.020
M6X25X14	100	11398.060.025
M6X30X14	100	11398.060.030
M6X35X14	100	11398.060.035
M6X40X14	100	11398.060.040
M6X45X14	100	11398.060.045
M6X50X14	100	11398.060.050
M6X55X14*	100	11398.060.055
M6X60X14	100	11398.060.060
M6X70X14	100	11398.060.070
M6X80X14	100	11398.060.080
M6X100X14	100	11398.060.100

FABORY

Reducer

Reduceerstuk / Raccord de réduction

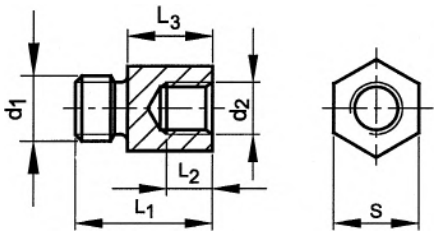

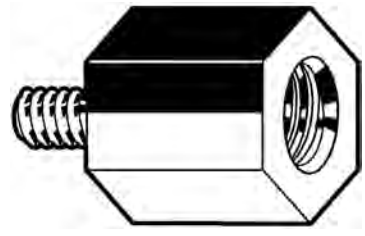

Technical Data

d_2 / d_1	L_1	L_2	L_3	P/P	s
M6/M8	20	7	12	1.00/1.25	13
M6/M10	21	7	13	1.00/1.50	13
M8/M6	19	7	12	1.25/1.00	13
M8/M10	21	7	13	1.25/1.50	13
M8/M12	23	7	13	1.25/1.75	13
M10/M6	22	9	15	1.50/1.00	13
M10/M8	23	9	15	1.50/1.25	13
M10/M12	23	8	13	1.50/1.75	13
M10/M16	32	9	18	1.50/2.00	19
M12/M8	23	8	15	1.75/1.25	17
M12/M10	25	8	15	1.75/1.50	17
M16/M10	32	13	22	2.00/1.50	24
M16/M12	32	13	22	2.00/1.75	24

11393 **Reducer / Reduceerstuk / Raccord de réduction** **F01C**

Thread Metric thread
Material Free-cutting steel
Surface treatment Zinc plated

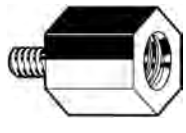

d_2 x d_1	✉	Art.number	d_2 x d_1	✉	Art.number	d_2 x d_1	✉	Art.number
M6XM8	25	11393.060.080				M12XM8	10	11393.120.080
M6XM10	25	11393.060.100	M10XM6	25	11393.100.060	M12XM10	10	11393.120.100
			M10XM8	25	11393.100.080			
M8XM6	25	11393.080.060	M10XM12	25	11393.100.120	M16XM10	5	11393.160.100
M8XM10	25	11393.080.100	M10XM16	10	11393.100.160	M16XM12	5	11393.160.120
M8XM12	25	11393.080.120						

15

Self-clinching blind stand off

Inpers afstandsteun, gesloten / Colonette borgne à sertir, aveugle

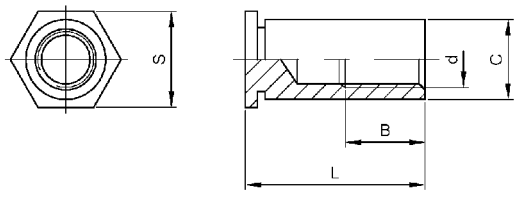

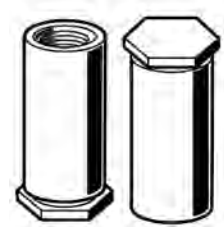

Technical Data

d x C	Hole size	Min. distance sheet edge	Min. recommended sheet thickness	S
M3x4.18	4.2	6	1	4.8
M3x5.39	5.4	6.8	1	6.4
M4x7.1	7.2	8	1.3	7.9
M5x7.1	7.2	8	1.3	7.9

- Steel self-clinching blind stand offs are suitable for use in steel sheet with a maximum hardness of HRB70.
- For steel sheets with higher hardnesses, rivet bushes are recommended.

Article groups

Thread	Material	Surface treatment	Code	Page
M	St.	ZPL	14421	15-5
M	St.st. A1		51227	15-5

14421 **Self-clinching blind stand off / Inpers afstandsteun, gesloten / Colonette borgne à sertir, aveugle** **F01A**

Thread Metric thread
Material Steel
Surface treatment Zinc plated



d x C x L x B (min.)	✉	Art.number	d x C x L x B (min.)	✉	Art.number	d x C x L x B (min.)	✉	Art.number
M3X4,18X6*	1.000	14421.030.006	M3X5,39X14X6,5*	1.000	14421.031.014	M4X7,10X20X9,5*	500	14421.040.020
M3X4,18X8X4*	1.000	14421.030.008	M3X5,39X16X6,5*	1.000	14421.031.016	M4X7,10X22X9,5*	500	14421.040.022
M3X4,18X10X4*	1.000	14421.030.010	M3X5,39X18X9,5*	1.000	14421.031.018	M4X7,10X25X9,5*	500	14421.040.025
M3X4,18X12X5*	1.000	14421.030.012	M3X5,39X20X9,5*	1.000	14421.031.020			
M3X4,18X14X6,5*	1.000	14421.030.014	M3X5,39X22X9,5*	1.000	14421.031.022	M5X7,10X6*	500	14421.050.006
M3X4,18X16X6,5*	1.000	14421.030.016	M3X5,39X25X9,5*	1.000	14421.031.025	M5X7,10X8X4*	500	14421.050.008
M3X4,18X18X9,5*	1.000	14421.030.018				M5X7,10X10X4*	500	14421.050.010
M3X4,18X20X9,5*	1.000	14421.030.020	M4X7,10X6*	1.000	14421.040.006	M5X7,10X12X5*	500	14421.050.012
M3X4,18X22X9,5*	1.000	14421.030.022	M4X7,10X8X4*	1.000	14421.040.008	M5X7,10X14X6,5*	500	14421.050.014
M3X4,18X25X9,5*	1.000	14421.030.025	M4X7,10X10X4*	1.000	14421.040.010	M5X7,10X16X6,5*	500	14421.050.016
			M4X7,10X12X5*	1.000	14421.040.012	M5X7,10X18X9,5*	500	14421.050.018
M3X5,39X6*	1.000	14421.031.006	M4X7,10X14X6,5*	1.000	14421.040.014	M5X7,10X20X9,5*	500	14421.050.020
M3X5,39X8X4*	1.000	14421.031.008	M4X7,10X16X6,5*	1.000	14421.040.016	M5X7,10X22X9,5*	500	14421.050.022
M3X5,39X10X4*	1.000	14421.031.010	M4X7,10X18X9,5*	500	14421.040.018	M5X7,10X25X9,5*	500	14421.050.025
M3X5,39X12X5*	1.000	14421.031.012						

51227 **Self-clinching blind stand off / Inpers afstandsteun, gesloten / Colonette borgne à sertir, aveugle** **R09A**

Thread Metric thread
Material Stainless steel A1



d x C x L x B (min.)	✉	Art.number	d x C x L x B (min.)	✉	Art.number	d x C x L x B (min.)	✉	Art.number
M3X4,18X6*	1.000	51227.030.006	M3X5,39X8X4*	1.000	51227.031.008	M4X7,10X10X4*	1.000	51227.040.010
M3X4,18X8X4*	1.000	51227.030.008	M3X5,39X10X4*	1.000	51227.031.010	M4X7,10X12X5*	1.000	51227.040.012
M3X4,18X10X4*	1.000	51227.030.010	M3X5,39X12X5*	1.000	51227.031.012	M4X7,10X14X6,5*	1.000	51227.040.014
M3X4,18X12X5*	1.000	51227.030.012	M3X5,39X14X6,5*	1.000	51227.031.014	M4X7,10X16X6,5*	1.000	51227.040.016
M3X4,18X14X6,5*	1.000	51227.030.014	M3X5,39X16X6,5*	1.000	51227.031.016	M4X7,10X18X9,5*	500	51227.040.018
M3X4,18X16X6,5*	1.000	51227.030.016	M3X5,39X18X9,5*	1.000	51227.031.018	M4X7,10X20X9,5*	500	51227.040.020
M3X4,18X18X9,5*	1.000	51227.030.018	M3X5,39X20X9,5*	1.000	51227.031.020	M4X7,10X22X9,5*	500	51227.040.022
M3X4,18X20X9,5*	1.000	51227.030.020	M3X5,39X22X9,5*	1.000	51227.031.022	M4X7,10X25X9,5*	500	51227.040.025
M3X4,18X22X9,5*	1.000	51227.030.022	M3X5,39X25X9,5*	1.000	51227.031.025			
M3X4,18X25X9,5*	1.000	51227.030.025				M5X7,10X12X5*	500	51227.050.012
			M4X7,10X6*	1.000	51227.040.006	M5X7,10X14X6,5*	500	51227.050.014
M3X5,39X6*	1.000	51227.031.006	M4X7,10X8X4*	1.000	51227.040.008	M5X7,10X20X9,5*	500	51227.050.020

FABORY

Self-clinching through stand off

Inpers afstandsteun, open / Colonette borgne à sertir, transversant

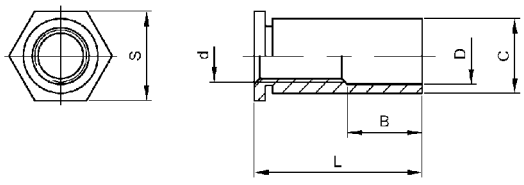

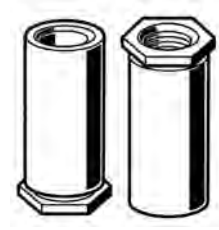

Technical Data

d x C	D	Hole size	Min. distance sheet edge	Min. recommended sheet thickness	S
M3x4.18	3.2	4.2	6	1	4.8
M3x5.39	3.2	5.4	6.8	1	6.4
M4x7.1	4.8	7.2	8	1.3	7.9
M5x7.1	5.2	7.2	8	1.3	7.9

- Steel self-clinching through stand offs are suitable for use in steel sheet with a maximum hardness of HRB70.
- For steel sheets with higher hardnesses, rivet bushes are recommended.

Article groups

Thread	Material	Surface treatment	Code	Page
M	St.	ZPL	14422	15-6
M	St.st. A1		51228	15-6

14422 **Self-clinching through stand off / Inpers afstandsteun, open / Colonette borgne à sertir, transversant** **F01A**

Thread Metric thread
Material Steel
Surface treatment Zinc plated



d x C x L x B	✉	Art.number	d x C x L x B	✉	Art.number	d x C x L x B	✉	Art.number
M3X4,18X3*	1.000	14422.030.003	M3X5,39X10X4*	1.000	14422.031.010	M4X7,10X20X8*	500	14422.040.020
M3X4,18X4*	1.000	14422.030.004	M3X5,39X12X4*	1.000	14422.031.012	M4X7,10X22X11*	500	14422.040.022
M3X4,18X5*	1.000	14422.030.005	M3X5,39X14X4*	1.000	14422.031.014			
M3X4,18X6*	1.000	14422.030.006	M3X5,39X16X8*	1.000	14422.031.016	M5X7,10X4*	1.000	14422.050.004
M3X4,18X8*	1.000	14422.030.008	M3X5,39X18X8*	1.000	14422.031.018	M5X7,10X6*	500	14422.050.006
M3X4,18X10X4*	1.000	14422.030.010				M5X7,10X8*	500	14422.050.008
M3X4,18X12X4*	1.000	14422.030.012	M4X7,10X3*	1.000	14422.040.003	M5X7,10X10X4*	500	14422.050.010
M3X4,18X14X4*	1.000	14422.030.014	M4X7,10X4*	1.000	14422.040.004	M5X7,10X12X4*	500	14422.050.012
M3X4,18X16X8*	1.000	14422.030.016	M4X7,10X6*	1.000	14422.040.006	M5X7,10X14X4*	500	14422.050.014
M3X4,18X18X8*	1.000	14422.030.018	M4X7,10X8*	1.000	14422.040.008	M5X7,10X16X8*	500	14422.050.016
			M4X7,10X10X4*	1.000	14422.040.010	M5X7,10X18X8*	500	14422.050.018
M3X5,39X4*	1.000	14422.031.004	M4X7,10X12X4*	1.000	14422.040.012	M5X7,10X20X8*	500	14422.050.020
M3X5,39X5*	1.000	14422.031.005	M4X7,10X14X4*	1.000	14422.040.014	M5X7,10X22X11*	500	14422.050.022
M3X5,39X6*	1.000	14422.031.006	M4X7,10X16X8*	1.000	14422.040.016	M5X7,10X25X11*	500	14422.050.025
M3X5,39X8*	1.000	14422.031.008	M4X7,10X18X8*	500	14422.040.018			

51228 **Self-clinching through stand off / Inpers afstandsteun, open / Colonette borgne à sertir, transversant** **R09A**

Thread Metric thread
Material Stainless steel A1



d x C x L x B	✉	Art.number	d x C x L x B	✉	Art.number	d x C x L x B	✉	Art.number
M3X4,18X6*	1.000	51228.030.006	M3X5,39X5*	1.000	51228.031.005	M4X7,10X6*	1.000	51228.040.006
M3X4,18X8*	1.000	51228.030.008	M3X5,39X6*	1.000	51228.031.006	M4X7,10X8*	1.000	51228.040.008
M3X4,18X10X4*	1.000	51228.030.010	M3X5,39X8*	1.000	51228.031.008	M4X7,10X10X4*	1.000	51228.040.010
M3X4,18X12X4*	1.000	51228.030.012	M3X5,39X10X4*	1.000	51228.031.010	M4X7,10X12X4*	1.000	51228.040.012
M3X4,18X14X4*	1.000	51228.030.014	M3X5,39X12X4*	1.000	51228.031.012	M4X7,10X14X4*	1.000	51228.040.014
M3X4,18X16X8*	1.000	51228.030.016	M3X5,39X14X4*	1.000	51228.031.014	M4X7,10X16X8*	1.000	51228.040.016
M3X4,18X18X8*	1.000	51228.030.018	M3X5,39X16X8*	1.000	51228.031.016	M4X7,10X18X8*	500	51228.040.018
			M3X5,39X18X8*	1.000	51228.031.018	M4X7,10X20X8*	500	51228.040.020
M3X5,39X3*	1.000	51228.031.003						

 Page 16-3 DIN 8140-1 AMECOIL Metric	 Page 16-4 DIN 8140-1A AMECOIL Metric fine	 Page 16-4 DIN 8140-1A AMECOIL Metric extra fine	 Page 16-5 AMECOIL UNC	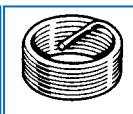 Page 16-6 AMECOIL UNF
 Page 16-7 AMECOIL Metric	 Page 16-7 AMECOIL Metric fine	 Page 16-8 AMECOIL Metric extra fine	 Page 16-9 AMECOIL UNC	 Page 16-9 AMECOIL UNF
 Page 16-10 AMECOIL BSW	 Page 16-10 AMECOIL Assortment	Page 16-11 AMECOIL Machine tap Metric	Page 16-12 AMECOIL Machine tap Metric fine	Page 16-12 AMECOIL Machine tap UNC
 Page 16-13 AMECOIL Machine tap UNF	 Page 16-13 AMECOIL Machine tap spark plug Metric fine	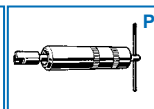 Page 16-14 AMECOIL Complete Metric	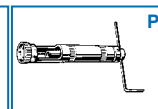 Page 16-15 AMECOIL Metric/Non Metric	 Page 16-16 AMECOIL Metric
 Page 16-18 AMECOIL Carrier adapter	Page 16-19 AMECOIL Tang breaking tool	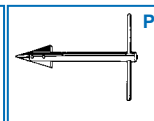 Page 16-19 AMECOIL Extractor	 Page 16-20 V-COIL Assortment Metric Rapid	 Page 16-21 V-COIL Assortment Non-Metric
 Page 16-22 V-COIL Metric	 Page 16-23 V-COIL Metric Rapid	 Page 16-23 V-COIL Non-metric	 Page 16-24 V-COIL Spark plug	 Page 16-25 V-COIL Assortment Metric
 Page 16-26 Tools V-COIL	 Page 16-29 Tools V-COIL Rapid	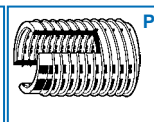 Page 16-30 Type 302	 Page 16-32 Type 302 2	 Page 16-33 Type 307-308
 Page 16-34 Type 308 2	Page 16-36 Type 610	Page 16-37 Type 6102	 Page 16-38 Type 620	 Page 16-39 Type 620
Page 16-39 Broach-Fix, headed	Page 16-40 Expansion-Fix, headed	Page 16-40 Fin-Fix, headed	Page 16-41 Heat-Fix, headed	Page 16-41 Sonic-Fix, Headed
Page 16-42 Broach-Fix, unheaded	Page 16-42 Expansion-Fix, unheaded	Page 16-43 Fin-Fix, unheaded	Page 16-43 Flow-Fix, unheaded	Page 16-44 Heat-Fix, unheaded

Page 16-44



Sonic-Fix, unheaded

Page 16-45



Tech-Fix, unheaded

Page 16-45



Thread-Fix, unheaded

Wire thread insert M

Inzetschroefdraad M / Filet rapporté M

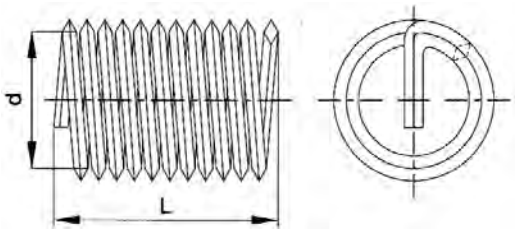

DIN 8140-1



Technical Data

d (nom.)	Drill ø	P	d (nom.)	Drill ø	P
M3	3.20	0.50	M14	14.50	2.00
M4	4.20	0.70	M16	16.50	2.00
M5	5.20	0.80	M18	18.75	2.50
M6	6.30	1.00	M20	20.75	2.50
M7	7.30	1.00	M22	22.75	2.50
M8	8.40	1.25	M24	24.75	3.00
M10	10.50	1.50	M27	27.75	3.00
M12	12.50	1.75			

- L - P = thread length after assembly.

Article groups

Thread	Material		Code	Page
M	St.st. A2	DIN 8140-1 form A	71110	16-3
M	St.st. A2	DIN 8140-1 form B prevailing torque type	71210	16-3

71110 AMECOIL Wire thread insert M / AMECOIL Inzetschroefdraad M / AMECOIL Filet rapporté M **S07A**

Thread Metric thread
Material Stainless steel A2



d (nom.) x L	✉	Art.number	d (nom.) x L	✉	Art.number	d (nom.) x L	✉	Art.number
M3X4,5	50	71110.030.004						
			M8X8	50	71110.080.008	M16X16	25	71110.160.016
M4X4	50	71110.040.004	M8X12	50	71110.080.012	M16X24	25	71110.160.024
M4X6	50	71110.040.006	M8X16	50	71110.080.016	M16X32	25	71110.160.032
M4X8	50	71110.040.008						
			M10X10	25	71110.100.010	M18X27	10	71110.180.027
M5X5	50	71110.050.005	M10X15	25	71110.100.015			
M5X7,5	50	71110.050.007	M10X20	25	71110.100.020	M20X30	10	71110.200.030
M5X10	50	71110.050.010				M20X40	10	71110.200.040
			M12X12	25	71110.120.012			
M6X6	50	71110.060.006	M12X18	25	71110.120.018	M22X33	10	71110.220.033
M6X9	50	71110.060.009	M12X24	25	71110.120.024			
M6X12	50	71110.060.012				M24X36	10	71110.240.036
M6X18	50	71110.060.018	M14X21	25	71110.140.021			
			M14X28	25	71110.140.028	M27X40,5	10	71110.270.040
M7X10,5	50	71110.070.010						

71210 AMECOIL Wire thread insert M / AMECOIL Inzetschroefdraad M / AMECOIL Filet rapporté M **S07A**

Thread Metric thread
Material Stainless steel A2



d (nom.) x L	✉	Art.number	d (nom.) x L	✉	Art.number	d (nom.) x L	✉	Art.number
M6X9	50	71210.060.009	M10X15	25	71210.100.015	M16X24	25	71210.160.024
M8X12	50	71210.080.012	M12X18	25	71210.120.018			

- The prevailing torque type wire thread insert achieves its locking ability, between bolt and AMECOIL, by polygonal deformation of one or more spirals of the wire thread insert
- These prevailing torque type wire thread inserts are painted red to easily distinguish them from the standard type.

FABORY

Wire thread insert MF

Inzetschroefdraad MF / Filet rapporté MF

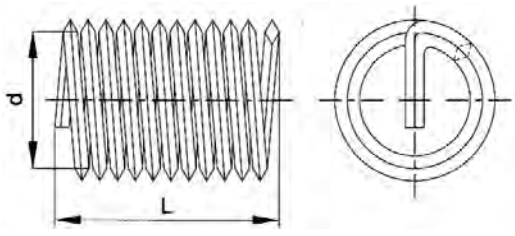

DIN 8140-1A



Technical Data

d (nom.) x P	Drill ø	d (nom.) x P	Drill ø
M8x1.00	8.30	M14x1.50	14.50
M10x1.25	10.40	M16x1.50	16.50
M12x1.50	12.50		

- L - P = thread length after assembly.

71120 AMECOIL Wire thread insert MF / AMECOIL Inzetschroefdraad MF / AMECOIL Filet rapporté MF **S07A**

Thread Metric fine thread
Material Stainless steel A2



d (nom.) x P x L	✉	Art.number	d (nom.) x P x L	✉	Art.number	d (nom.) x P x L	✉	Art.number
M8X1,00X12	50	71120.080.012	M12X1,50X18	25	71120.120.018	M14X1,50X21	25	71120.140.021
M10X1,25X10	25	71120.100.010				M16X1,50X16	25	71120.160.016
M10X1,25X15	25	71120.100.015	M14X1,50X14	25	71120.140.014	M16X1,50X24	25	71120.160.024
M10X1,25X20	25	71120.100.020						

Wire thread insert MEF

Inzetschroefdraad MEF / Filet rapporté MEF

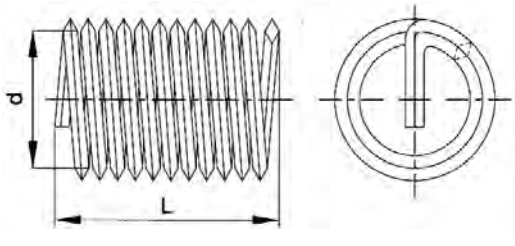

DIN 8140-1A



Technical Data

d (nom.) x P	Drill ø	d (nom.) x P	Drill ø
M10x1.00	10.25	M18x1.50	18.50
M12x1.00	12.40	M20x1.50	20.50
M12x1.25	12.40	M22x1.50	22.50
M14x1.25	14.40	M24x1.50	24.50

- L - P = thread length after assembly.

Article groups

Thread	Material		Code	Page
MEF	St.st. A2		71121	16-5
MEF	St.st. A2	for spark plugs	71920	16-5

71121 **AMECOIL Wire thread insert MEF / AMECOIL Inzetschroefdraad MEF / AMECOIL Filet rapporté MEF** **S07A**

Thread Metric extra fine thread
Material Stainless steel A2



d (nom.) x P x L	✉	Art.number	d (nom.) x P x L	✉	Art.number	d (nom.) x P x L	✉	Art.number
M10X1,00X15	25	71121.100.015	M14X1,25X14	25	71121.140.014	M20X1,50X20	10	71121.200.020
						M20X1,50X30	10	71121.200.030
M12X1,25X18	25	71121.120.018	M18X1,50X12	10	71121.180.012			
			M18X1,50X18	10	71121.180.018	M22X1,50X22	10	71121.220.022
M12X1,00X18	25	71121.121.018	M18X1,50X27	10	71121.180.027			
						M24X1,50X24	10	71121.240.024

71920 **AMECOIL Wire thread insert MEF for spark plugs / AMECOIL Inzetschroefdraad MEF voor bougies / AMECOIL Filet rapporté MEF pour bougies** **S07A**

Thread Metric extra fine thread
Material Stainless steel A2



d (nom.) x P x L	✉	Art.number	d (nom.) x P x L	✉	Art.number	d (nom.) x P x L	✉	Art.number
M12X1,25X10,5	25	71920.120.010	M14X1,25X7,5	25	71920.140.007	M14X1,25X18	25	71920.140.018
			M14X1,25X10,5	25	71920.140.010			

Wire thread insert UNC

Inzetschroefdraad UNC / Filet rapporté UNC

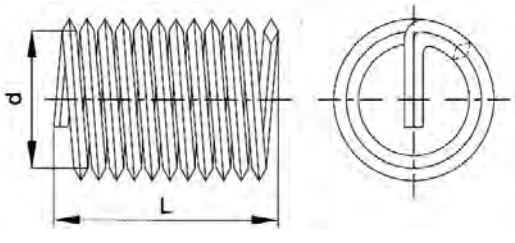



Technical Data

d (nom.)	Drill ø	Threads per inch	d (nom.)	Drill ø	Threads per inch
1/4	6.70	20	9/16	14.90	12
5/16	8.40	18	5/8	16.50	11
3/8	10.00	16	3/4	19.80	10
7/16	11.60	14	7/8	23.00	9
1/2	13.20	13	1 Inch	26.40	8

- L - P = thread length after assembly (P = 1/threads per inch).

71140 **AMECOIL Wire thread insert UNC / AMECOIL Inzetschroefdraad UNC / AMECOIL Filet rapporté UNC** **S07A**

Thread Unified National Coarse
Material Stainless steel A2



d (nom.) x L	✉	Art.number	d (nom.) x L	✉	Art.number	d (nom.) x L	✉	Art.number
1/4X9,5	50	71140.063.009	1/2X19,1	25	71140.127.019	3/4X28,6	10	71140.191.028
5/16X11,9	50	71140.079.011	9/16X21,4	25	71140.142.021	7/8X33,3	10	71140.222.033
3/8X14,3	25	71140.096.014	5/8X23,8	25	71140.158.023	1 Inch X38,1	10	71140.254.038
7/16X16,7	25	71140.111.016						

FABORY

Wire thread insert UNF

Inzetschroefdraad UNF / Filet rapporté UNF

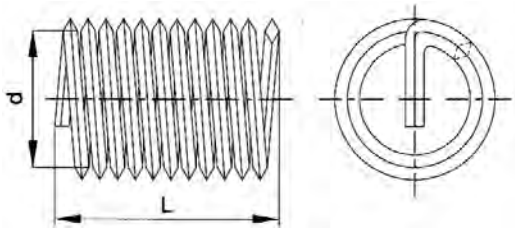



Technical Data

d (nom.)	Drill ø	Threads per inch	d (nom.)	Drill ø	Threads per inch
1/4	6.70	28	9/16	14.70	18
5/16	8.30	24	5/8	16.30	18
3/8	9.90	24	3/4	19.50	16
7/16	11.50	20	7/8	22.70	14
1/2	13.10	20	1 Inch	26.00	12

- L - P = thread length after assembly (P = 1/threads per inch).

71130 AMECOIL Wire thread insert UNF / AMECOIL Inzetschroefdraad UNF / AMECOIL Filet rapporté UNF **S07A**

Thread Unified National Fine
Material Stainless steel A2

AMECA

RoHS



d (nom.) x L	✉	Art.number	d (nom.) x L	✉	Art.number	d (nom.) x L	✉	Art.number
1/4X9,5	50	71130.063.009	1/2X19,1	25	71130.127.019	3/4X19,1	10	71130.191.019
5/16X11,9	50	71130.079.011	9/16X14,3	25	71130.142.014	7/8X22,2	10	71130.222.022
3/8X14,3	25	71130.096.014	5/8X15,9	25	71130.158.015	1 Inch-12GX25,4	10	71130.255.025
7/16X16,7	25	71130.111.016						

Workshop kit wire thread insert M

Werkplaatskoffer met inzetschroefdraad M / Coffret d'atelier M

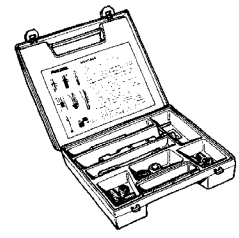

71010	AMECOIL Workshop kit wire thread insert M / AMECOIL Werkplaatskoffer met inzetschroefdraad M / AMECOIL Coffret d'atelier avec filet rapporté M	S90A

Material Stainless steel A2

AMECA

RoHS



d (nom.) x L	✉	Art.number	d (nom.) x L	✉	Art.number	d (nom.) x L	✉	Art.number
M3X4,5 (25PC)	1	71010.030.004	M8X12 (25PC)	1	71010.080.012	M18X27 (10PC)	1	71010.180.027
M4X6 (25PC)	1	71010.040.006	M10X15 (25PC)	1	71010.100.015	M20X30 (10PC)	1	71010.200.030
M5X7,5 (25PC)	1	71010.050.007	M12X18 (15PC)	1	71010.120.018	M22X33 (10PC)	1	71010.220.033
M6X9 (25PC)	1	71010.060.009	M14X21 (15PC)	1	71010.140.021	M24X36 (10PC)	1	71010.240.036
M7X10,5 (25PC)	1	71010.070.010	M16X24 (15PC)	1	71010.160.024			

This plastic workshop kit is convenient for the frequent use of one size.
Contents:
- Unidimensional manual fitting tool.
- Machine tap (for diameters ≥ M18 with extra starter tap).
- Tang break tool.
- Stainless steel A2 wire thread inserts to DIN 8140-1 form A (quantities between brackets).

Workshop kit wire thread insert MF

Werkplaatskoffer met inzetschroefdraad MF / Coffret d'atelier MF

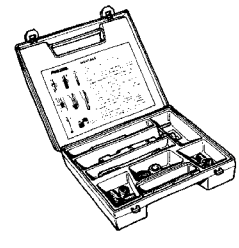

71020	AMECOIL Workshop kit wire thread insert MF / AMECOIL Werkplaatskoffer met inzetschroefdraad MF / AMECOIL Coffret d'atelier avec filet rapporté MF	S90A

Material Stainless steel A2

AMECA

RoHS



d (nom.) x P x L	✉	Art.number	d (nom.) x P x L	✉	Art.number	d (nom.) x P x L	✉	Art.number
M8X1,00X12 (25PC)	1	71020.080.012	M12X1,50X18 (15PC)	1	71020.120.018	M16X1,50X16 (15PC)	1	71020.160.016
M10X1,25X15 (25PC)	1	71020.100.015	M14X1,50X14 (15PC)	1	71020.140.014			

This plastic workshop kit is convenient for the frequent use of one size.
Contents:
- Unidimensional manual fitting tool.
- Machine tap.
- Tang break tool.
- Stainless steel A2 wire thread inserts to DIN 8140-1 form A (quantities between brackets).

FABORY

Workshop kit wire thread insert MEF

Werkplaatskoffer met inzetschroefdraad MEF / Coffret d'atelier MEF



Article groups

Material		Code	Page
St.st. A2		71021	16-8
St.st. A2	for spark plugs	71910	16-8

71021 **AMECOIL Workshop kit wire thread insert MEF / AMECOIL Werkplaatskoffer met inzetschroefdraad MEF / AMECOIL Coffret d'atelier avec filet rapporté MEF** **S90A**

Material Stainless steel A2



d (nom.) x P x L	✉	Art.number	d (nom.) x P x L	✉	Art.number	d (nom.) x P x L	✉	Art.number
M10X1,00X15 (25PC)	1	71021.100.015	M18X1,50X18 (10PC)	1	71021.180.018	M22X1,50X22 (10PC)	1	71021.220.022
M12X1,25X18 (15PC)	1	71021.120.018	M20X1,50X20 (10PC)	1	71021.200.020	M24X1,50X24 (10PC)	1	71021.240.024
M14X1,25X14 (15PC)	1	71021.140.014						

This plastic workshop kit is convenient for the frequent use of one size.
Contents:
- Unidimensional manual fitting tool.
- Machine tap.
- Tang break tool.
- Stainless steel A2 wire thread inserts to DIN 8140-1 form A (quantities between brackets).

71910 **AMECOIL Workshop kit wire thread insert MEF for spark plugs / AMECOIL Werkplaatskoffer met inzetschroefdraad MEF voor bougies / AMECOIL Coffret d'atelier avec filet rapporté MEF pour bougies** **S90A**

Material Stainless steel A2



d (nom.) x P	✉	Art.number		
M12X1,25	1	71910.120.125	Content: • Manual fitting tool with nozzle • Carrier adapted to length for M12 x 1,25 x 10,5 / M12 x 1,25 x 18 • Staged tap • 10 stainless steel A2 wire thread inserts M12 x 1,25 x 10,5 / M12 x 1,25 x 18 acc. to DIN 8140-1 form A	
M14X1,25	1	71910.140.125	Content: • Manual fitting tool with nozzle • Carrier adapted to length for M14 x 1,25 x 7,5 / M14 x 1,25 x 10,5 / M14 x 1,25 x 18 • Staged tap • 10 stainless steel A2 wire thread inserts M14 x 1,25 x 7,5 acc. to DIN 8140-1 form A • 20 stainless steel A2 wire thread inserts M14 x 1,25 x 10,5 acc. to DIN 8140-1 form A • 10 stainless steel A2 wire thread inserts M14 x 1,25 x 18 acc. to DIN 8140-1 form A	

- These plastic workshop kits are specifically recommended for spark plug threads.

Workshop kit wire thread insert UNC

Werkplaatskoffer met inzetschroefdraad UNC / Coffret d'atelier UNC

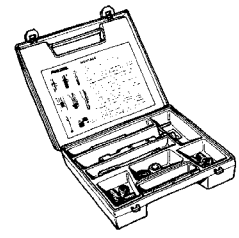

71040	AMECOIL Workshop kit wire thread insert UNC / AMECOIL Werkplaatskoffer met inzetschroefdraad UNC / AMECOIL Coffret d'atelier avec filet rapporté UNC	S90A
Material	Stainless steel A2	



d (nom.) x L	✉	Art.number	d (nom.) x L	✉	Art.number	d (nom.) x L	✉	Art.number
1/4X9,5 (25PC)	1	71040.063.009	1/2X19,1 (25PC)	1	71040.127.019	3/4X28,6 (10PC)	1	71040.191.028
5/16X11,9 (25PC)	1	71040.079.011	9/16X21,4 (15PC)	1	71040.142.021	7/8X33,3 (10PC)	1	71040.222.033
3/8X14,3 (25PC)	1	71040.096.014	5/8X23,8 (15PC)	1	71040.158.023	1 Inch X38,1 (10PC)	1	71040.254.038
7/16X16,7 (25PC)	1	71040.111.016						

This plastic workshop kit is convenient for the frequent use of one size.
Contents:
- Unidimensional manual fitting tool.
- Machine tap (for diameters ≥ 5/8 UNC with extra starter tap).
- Tang break tool.
- Stainless steel A2 wire thread inserts (quantities between brackets).

Workshop kit wire thread insert UNF

Werkplaatskoffer met inzetschroefdraad UNF / Coffret d'atelier UNF

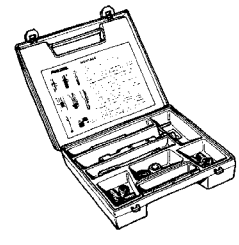

71030	AMECOIL Workshop kit wire thread insert UNF / AMECOIL Werkplaatskoffer met inzetschroefdraad UNF / AMECOIL Coffret d'atelier avec filet rapporté UNF	S90A
Material	Stainless steel A2	



d (nom.) x L	✉	Art.number	d (nom.) x L	✉	Art.number	d (nom.) x L	✉	Art.number
1/4X9,5 (25PC)	1	71030.063.009	1/2X19,1 (25PC)	1	71030.127.019	3/4X19,1 (10PC)	1	71030.191.019
5/16X11,9 (25PC)	1	71030.079.011	9/16X14,3 (15PC)	1	71030.142.014	7/8X22,2 (10PC)	1	71030.222.022
3/8X14,3 (25PC)	1	71030.096.014	5/8X15,9 (15PC)	1	71030.158.015	1 Inch-12GX25,4 (10PC)	1	71030.255.025
7/16X16,7 (25PC)	1	71030.111.016						

This plastic workshop kit is convenient for the frequent use of one size.
Contents:
- Unidimensional manual fitting tool.
- Machine tap.
- Tang break tool.
- Stainless steel A2 wire thread inserts (quantities between brackets).

FABORY

Workshop kit wire thread insert BSW

Werkplaatskoffer met inzetschroefdraad BSW / Coffret d'atelier BSW

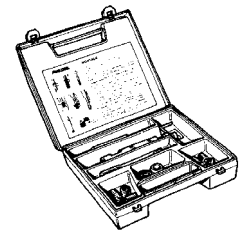

- Whitworth thread (BSW/BSF) is not internationally recommended. It is advised to use metric (M/MF/MEF) or unified (UNC/UNF) threads instead.

71050	AMECOIL Workshop kit wire thread insert BSW / AMECOIL Werkplaatskoffer met inzetschroefdraad BSW / AMECOIL Coffret d'atelier avec filet rapporté BSW	S90A
Material	Stainless steel A2	



d (nom.) x L	✉	Art.number
1/2X19,1 (25PC)	1	71050.127.019

This plastic workshop kit is convenient for the frequent use of one size.
Contents:
- Unidimensional manual fitting tool.
- Machine tap.
- Tang break tool.
- Stainless steel A2 wire thread inserts (quantities between brackets).

Thread repair kit with wire thread inserts Metric / Non-Metric

Non-Metric / Schroefdraad reparatieset met inzetschroefdraad Metrisch / Niet-Metrisch / Kit de réparation de filetage avec filet rapporté Métrique / Non-Métrique



71090	AMECOIL Thread repair kit with wire thread inserts Metric / Non-Metric / AMECOIL Schroefdraad reparatieset met inzetschroefdraad Metrisch / Niet-Metrisch / AMECOIL Kit de réparation de filetage avec filet rapporté Métrique / Non-Métrique	S90A
Material	Stainless steel A2	



No.	✉	Art.number		
NO.1-MM	1	71090.100.010	Repair kit no. 1 with/for metric wire thread inserts Content: • Manual fitting tool no. 3. • Nozzle and mandrel for M6 / M8 / M10 and M12. • Tang break for each size. • Machine tap for each size. • 15 stainless steel A2 wire thread inserts M6 x 9 / M8 x 12 / M10 x 15 / M12 x 18 acc. to DIN 8140-form A ATTENTION: nozzles and mandrels M6 and M8 are specially for manual fitting tool no. 3 adjusted and only replaceable by nozzles and mandrels from Fabory product group 71711. For nozzles and mandrels M10 / M12, see Fabory product group 71710.	
NO.2-MM	1	71090.100.020	Repair kit no. 2 with/for metric wire thread inserts. Content: • Manual fitting tool no. 4. • Nozzle and mandrel for M6 / M8 / M10 / M12 / M14 x 1,25. • Tang break for each size. • Machine tap for each size (for M14 x 1,25 staged tap). • 15 stainless steel A2 wire thread inserts M6 x 9 / M8 x 12 / M10 x 15 / M12 x 18 / M14 x 1,25 x 14 acc. to DIN 8140-1 form A. ATTENTION: nozzles and mandrels M6 / M8 / M10 / M12 / M14 x 1,25 are specially for manual fitting tool no. 4 adjusted and only replaceable by nozzles and mandrels from Fabory product groups 71712 and 71722	

71090	AMECOIL Thread repair kit with wire thread inserts Metric / Non-Metric / AMECOIL Schroefdraad reparatieset met inzetschroef-draad Metrisch / Niet-Metrisch / AMECOIL Kit de réparation de filetage avec filet rapporté Métrique / Non-Métrique	←

No.	✉	Art.number	
NO.1C-NC	1	71090.400.010	Repair kit no. 1C with/for UNC wire thread inserts. Content: • Manual fitting tool no. 3. • Nozzle and mandrel for 1/4 / 5/16 / 3/8 / 7/16 / 1/2 UNC. • Tang breaker for each size. • Machine tap for each size. • 15 stainless steel A2 wire thread inserts 1/4 x 9,5 / 5/16 x 11,9 / 3/8 x 14,3 / 7/16 x 16,7 / 1/2 x 19,1 UNC. ATTENTION: nozzles and mandrels 1/4 UNC en 5/16 UNC are specially for manual fitting tool no. 3 adjusted and only replaceable by nozzles and mandrels from Fabory product group 71741. For nozzles and mandrels 3/8 / 7/16 / 1/2 UNC, see Fabory product group 71740.
NO.1D-NF	1	71090.500.010	Repair kit no. 1D with/for UNF wire thread inserts. Content: • Manual fitting tool no. 3. • Nozzle and mandrel for 1/4 / 5/16 / 3/8 / 7/16 / 1/2 UNF. • Tang breaker for each size. • Machine tap for each size. • 15 stainless steel A2 wire thread inserts 1/4 x 9,5 / 5/16 x 11,9 / 3/8 x 14,3 / 7/16 x 16,7 / 1/2 x 19,1 UNF. ATTENTION: nozzles and mandrels 1/4 UNF en 5/16 UNF are specially for manual fitting tool no. 3 adjusted and only replaceable by nozzles and mandrels from Fabory product group 71731. For nozzles and mandrels 3/8 / 7/16 / 1/2 UNF, see Fabory product group 71730.





Machine oversized tap for wire thread insert

Machinetap overmaats voor inzetschroefdraad / Taraud surcoté pour filet rapporté



- ATTENTION: the sizes of the thread of the special AMECOIL taps are larger than of a standard tap!

Article groups

Thread	Material	Surface treatment		Code	Page
M	St. HSS	Plain	for blind holes	71310	16-11
M	St. HSS	Plain	for blind holes	71410	16-11

71310	AMECOIL Machine tap, oversized, for wire thread inserts / AMECOIL Machinetap overmaats voor inzetschroefdraad / AMECOIL Taraud surcoté pour filet rapporté	S91A

Thread Metric thread
Material Steel HSS
Surface treatment Plain

AMECA

RoHS



d	✉	Art.number	d	✉	Art.number	d	✉	Art.number
M3	1	71310.030.001	M8	1	71310.080.001	M18	1	71310.180.001
M4	1	71310.040.001	M10	1	71310.100.001	M20	1	71310.200.001
M5	1	71310.050.001	M12	1	71310.120.001	M22	1	71310.220.001
M6	1	71310.060.001	M14	1	71310.140.001	M24	1	71310.240.001
M7	1	71310.070.001	M16	1	71310.160.001	M27	1	71310.270.001

71410	AMECOIL Machine tap, oversized, for wire thread inserts / AMECOIL Machinetap overmaats voor inzetschroefdraad / AMECOIL Taraud surcoté pour filet rapporté	S91A

Thread Metric thread
Material Steel HSS
Surface treatment Plain

AMECA

RoHS



d	✉	Art.number	d	✉	Art.number	d	✉	Art.number
M6	1	71410.060.001	M10	1	71410.100.001	M16	1	71410.160.001
M8	1	71410.080.001	M12	1	71410.120.001			

- Recommended for blind holes.
- Machinetap up to and including M8 sharp pointed and over M8 with flat point.

FABORY

Machine tap for wire thread insert MF

Machinetap voor inzetschroefdraad MF / Taraud pour filet rapporté MF



- ATTENTION: the sizes of the thread of the special AMECOIL taps are larger than of a standard tap!

71320 **AMECOIL Machine tap for wire thread insert MF / AMECOIL Machinetap voor inzetschroefdraad MF / AMECOIL Taraud pour filet rapporté MF** **S91A**

Thread	Metric fine thread
Material	Steel HSS
Surface treatment	Plain

AMECA

RoHS



d x P	✉	Art.number	d x P	✉	Art.number	d x P	✉	Art.number
M8X1,00	1	71320.080.100	M12X1,50	1	71320.120.150	M18X1,50	1	71320.180.150
M10X1,00	1	71320.100.100	M14X1,25	1	71320.140.125	M20X1,50	1	71320.200.150
M10X1,25	1	71320.100.125	M14X1,50	1	71320.140.150	M22X1,50	1	71320.220.150
M12X1,00	1	71320.120.100	M16X1,50	1	71320.160.150			
M12X1,25	1	71320.120.125				M24X1,50	1	71320.240.150

Machine tap for wire thread insert UNC

Machinetap voor inzetschroefdraad UNC / Taraud pour filet rapporté UNC

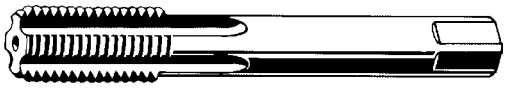

- ATTENTION: the sizes of the thread of the special AMECOIL taps are larger than of a standard tap!

71340 **AMECOIL Machine tap for wire thread insert UNC / AMECOIL Machinetap voor inzetschroefdraad UNC / AMECOIL Taraud pour filet rapporté UNC** **S91A**

Thread	Unified National Coarse
Material	Steel HSS
Surface treatment	Plain

AMECA

RoHS



d	✉	Art.number	d	✉	Art.number	d	✉	Art.number
1/4	1	71340.063.001	1/2	1	71340.127.001	3/4	1	71340.191.001
5/16	1	71340.079.001	9/16	1	71340.142.001	7/8	1	71340.222.001
3/8	1	71340.096.001	5/8	1	71340.158.001	1 Inch	1	71340.254.001
7/16	1	71340.111.001						

Machine tap for wire thread insert UNF

Machinetap voor inzetschroefdraad UNF / Taraud pour filet rapporté UNF



- ATTENTION: the sizes of the thread of the special AMECOIL taps are larger than of a standard tap!

71330	AMECOIL Machine tap for wire thread insert UNF / AMECOIL Machinetap voor inzetschroefdraad UNF / AMECOIL Taraud pour filet rapporté UNF	S91A
Thread	Unified National Fine	
Material	Steel HSS	
Surface treatment	Plain	



d	✉	Art.number	d	✉	Art.number	d	✉	Art.number
1/4	1	71330.063.001	1/2	1	71330.127.001	3/4	1	71330.191.001
5/16	1	71330.079.001	9/16	1	71330.142.001	7/8	1	71330.222.001
3/8	1	71330.096.001	5/8	1	71330.158.001	1 Inch	1	71330.255.001
7/16	1	71330.111.001						

Staged tap for spark plug wire thread inserts

Getrapte tap voor bougie inzetschroefdraad / Taraud étagé pour filet rapporté de bougie



- ATTENTION: the sizes of the thread of the special AMECOIL taps are larger than of a standard tap!

71930	AMECOIL Staged tap for spark plug wire thread inserts / AMECOIL Getrapte tap voor bougie inzetschroefdraad / AMECOIL Taraud étagé pour filet rapporté de bougie	S91A
Thread	Metric fine thread	
Material	Steel HSS	
Surface treatment	Plain	



d x P	✉	Art.number	d x P	✉	Art.number
M12X1,25	1	71930.120.125	M14X1,25	1	71930.140.125

Complete manual fitting tool

Indraai-handapparaat compleet / Appareil de pose complet

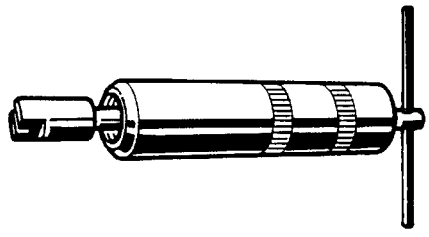

71610 **AMECOIL Complete manual fitting tool / AMECOIL Indraai-handapparaat compleet / AMECOIL Appareil de pose complet** **S91A**

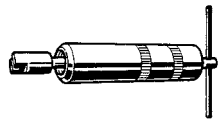

d	✉	Art.number	d	✉	Art.number	d	✉	Art.number
M18	1	71610.180.001	M22	1	71610.220.001	M27	1	71610.270.001
M20	1	71610.200.001	M24	1	71610.240.001			

- Complete manual fitting tool.
- Suitable for the insertion of metric wire thread inserts.
- Aluminium body with steel internals.

71620 **AMECOIL Complete manual fitting tool / AMECOIL Indraai-handapparaat compleet / AMECOIL Appareil de pose complet** **S91A**

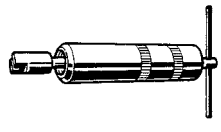

d x P	✉	Art.number	d x P	✉	Art.number	d x P	✉	Art.number
M18X1,50	1	71620.180.150	M22X1,50	1	71620.220.150	M24X1,50	1	71620.240.150
M20X1,50	1	71620.200.150						

- Complete manual fitting tool.
- Suitable for the insertion of metric extra fine wire thread inserts.
- Aluminium body with steel internals.

71640 **AMECOIL Complete manual fitting tool / AMECOIL Indraai-handapparaat compleet / AMECOIL Appareil de pose complet** **S91A**

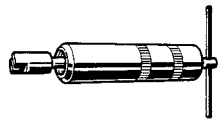

d	✉	Art.number	d	✉	Art.number	d	✉	Art.number
3/4	1	71640.191.001	7/8	1	71640.222.001	1 Inch	1	71640.254.001

- Complete manual fitting tool.
- Suitable for the insertion of UNC wire thread inserts.
- Aluminium body with steel internals.

71940 **AMECOIL Complete manual fitting tool / AMECOIL Indraai-handapparaat compleet / AMECOIL Appareil de pose complet** **S91A**

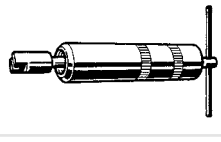

d x P	✉	Art.number	d x P	✉	Art.number
M12X1,25	1	71940.120.125	M14X1,25	1	71940.140.125

- Manual fitting tool with nozzle.
- Suitable for the insertion of spark plug wire thread inserts.
- A carrier adapted to length is excluded and can be ordered seperately per diameter/length (d nom x L) combination.
- Aluminium body with steel innternals.

Multidimensional manual fitting tool

Indraai-handapparaat / Appareil de pose complet Métrique / Non-Métrique

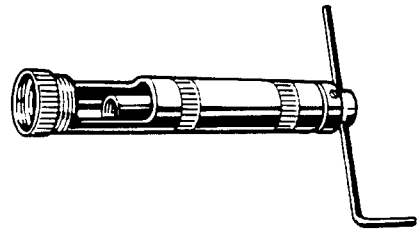

71510 **AMECOIL Multidimensional manual fitting tool / AMECOIL Indraai-handapparaat / AMECOIL Appareil de pose complet** **S91A**

AMECA

RoHS

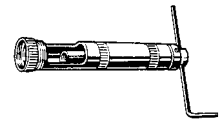

No.	✉	Art.number		
NO.1	1	71510.000.001	• Suitable for wire thread insert: • M4 / M5	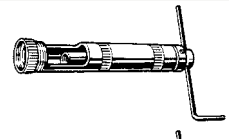
NO.2	1	71510.000.002	• Suitable for wire thread insert: • M6 / M7 / M8 / M8x1 / 1/4 UNC / 5/16 UNC / 1/4 UNF / 5/16 UNF	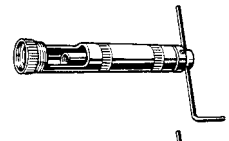
NO.3	1	71510.000.003	• Suitable for wire thread insert: • M10 / M12 / M10x1 / M10x1,25 / M12x1 / M12x1,25 / M12x1,5 / 3/8 UNC / 7/16 UNC / 1/2 UNC / 3/8 UNF / 7/16 UNF / 1/2 UNF	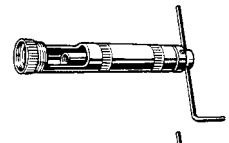
NO.4	1	71510.000.004	• Suitable for wire thread insert: • M14 / M16 / M14x1,25 / M14x1,5 / M16x1,5 / 9/16 UNC / 5/8 UNC / 9/16 UNF / 5/8 UNF / 1/2 BSW	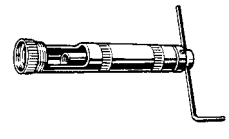

- Manual fitting tool.
- Nozzle and mandrel are excluded and can be ordered seperately per diameter (d nom).
- Aluminium body with steel innternals.

Nozzle and mandrel for manual fitting

Neusstuk en draadstift voor indraai-handapparaat / Nez et broche pour appareil de pose



71710	AMECOIL Nozzle and mandrel for manual fitting / AMECOIL Neusstuk en draadstift voor indraai-handapparaat / AMECOIL Nez et broche pour appareil de pose	S91A

AMECA

RoHS

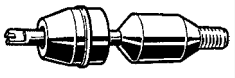

d	✉	Art.number		
M3	1	71710.030.001	• Nozzle and mandrel for manual fitting tool no. 1 • Suitable for wire thread insert: M3	
M4	1	71710.040.001	• Nozzle and mandrel for manual fitting tool no. 1 • Suitable for wire thread insert: M4	
M5	1	71710.050.001	• Nozzle and mandrel for manual fitting tool no. 1 • Suitable for wire thread insert: M5	
M6	1	71710.060.001	• Nozzle and mandrel for manual fitting tool no. 2 • Suitable for wire thread insert: M6.	
M7	1	71710.070.001	• Nozzle and mandrel for manual fitting tool no. 2 • Suitable for wire thread insert: M7	
M8	1	71710.080.001	• Nozzle and mandrel for manual fitting tool no. 2 • Suitable for wire thread insert: M8	
M10	1	71710.100.001	• Nozzle and mandrel for manual fitting tool no. 3 • Suitable for wire thread insert: M10	
M12	1	71710.120.001	• Nozzle and mandrel for manual fitting tool no.3 • Suitable for wire thread insert: M12	
M14	1	71710.140.001	• Nozzle and mandrel for manual fitting tool no. 4 • Suitable for wire thread insert: M14	
M16	1	71710.160.001	• Nozzle and mandrel for manual fitting tool no. 4 • Suitable for wire thread insert: M16	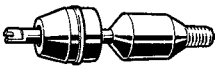

71711	AMECOIL Nozzle and mandrel for manual fitting / AMECOIL Neusstuk en draadstift voor indraai-handapparaat / AMECOIL Nez et broche pour appareil de pose	S91A

AMECA

RoHS

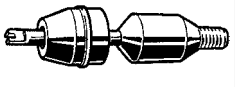

d	✉	Art.number		
M6-ASS1	1	71711.060.001	• Nozzle and mandrel for manual fitting tool no. 3 (repair kit no.1) • Suitable for wire thread insert: M6	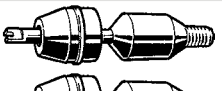
M8-ASS1	1	71711.080.001	• Nozzle and mandrel for manual fitting tool no. 3 (repair kit no. 1) • Suitable for wire thread insert: M8	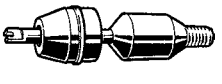

71720	AMECOIL Nozzle and mandrel for manual fitting / AMECOIL Neusstuk en draadstift voor indraai-handapparaat / AMECOIL Nez et broche pour appareil de pose	S91A

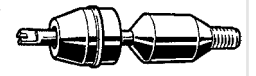

d x P	✉	Art.number		
M8X1,00	1	71720.080.100	• Nozzle and mandrel for manual fitting tool no. 2 • Suitable for wire thread insert: M8x1	
M10X1,00	1	71720.100.100	• Nozzle and mandrel for manual fitting tool no. 3 • Suitable for wire thread insert: M10x1	
M10X1,25	1	71720.100.125	• Nozzle and mandrel for manual fitting tool no. 3 • Suitable for wire thread insert: M10x1,25	
M12X1,00	1	71720.120.100	• Nozzle and mandrel for manual fitting tool no. 3 • Suitable for wire thread insert: M12x1	
M12X1,25	1	71720.120.125	• Nozzle and mandrel for manual fitting tool no. 3 • Suitable for wire thread insert: M12x1,25	
M12X1,50	1	71720.120.150	• Nozzle and mandrel for manual fitting tool no. 3 • Suitable for wire thread insert: M12x1,5	
M14X1,25	1	71720.140.125	• Nozzle and mandrel for manual fitting tool no. 4 • Suitable for wire thread insert: M14x1,25	
M14X1,50	1	71720.140.150	• Nozzle and mandrel for manual fitting tool no. 4 • Suitable for wire thread insert: M14x1,5	
M16X1,50	1	71720.160.150	• Nozzle and mandrel for manual fitting tool no. 4 • Suitable for wire thread insert: M16x1,5	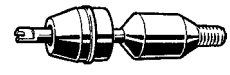

71740	AMECOIL Nozzle and mandrel for manual fitting / AMECOIL Neusstuk en draadstift voor indraai-handapparaat / AMECOIL Nez et broche pour appareil de pose	S91A

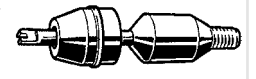

d	✉	Art.number		
1/4	1	71740.063.001	• Nozzle and mandrel for manual fitting tool no. 2 • Suitable for wire thread insert: 1/4 UNC	
5/16	1	71740.079.001	• Nozzle and mandrel for manual fitting tool no. 2 • Suitable for wire thread insert: 5/16 UNC	
3/8	1	71740.096.001	• Nozzle and mandrel for manual fitting tool no. 3 • Suitable for wire thread insert: 3/8 UNC	
7/16	1	71740.111.001	• Nozzle and mandrel for manual fitting tool no. 3 • Suitable for wire thread insert: 7/16 UNC	
1/2	1	71740.127.001	• Nozzle and mandrel for manual fitting tool no. 3 • Suitable for wire thread insert: 1/2 UNC	
9/16	1	71740.142.001	• Nozzle and mandrel for manual fitting tool no. 4 • Suitable for wire thread insert: 9/16 UNC	
5/8	1	71740.158.001	• Nozzle and mandrel for manual fitting tool no. 4 • Suitable for wire thread insert: 5/8 UNC	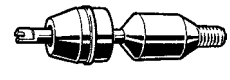

FABORY

71730	AMECOIL Nozzle and mandrel for manual fitting / AMECOIL Neusstuk en draadstift voor indraai-handapparaat / AMECOIL Nez et broche pour appareil de pose	S91A

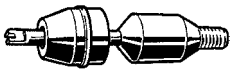

d	✉	Art.number		
1/4	1	71730.063.001	• Nozzle and mandrel for manual fitting tool no. 2 • Suitable for wire thread insert: 1/4 UNF	
5/16	1	71730.079.001	• Nozzle and mandrel for manual fitting tool no. 2 • Suitable for wire thread insert: 5/16 UNF	
3/8	1	71730.096.001	• Nozzle and mandrel for manual fitting tool no. 3 • Suitable for wire thread insert: 3/8 UNF	
7/16	1	71730.111.001	• Nozzle and mandrel for manual fitting tool no. 3 • Suitable for wire thread insert: 7/16 UNF	
1/2	1	71730.127.001	• Nozzle and mandrel for manual fitting tool no. 3 • Suitable for wire thread insert: 1/2 UNF	
9/16	1	71730.142.001	• Nozzle and mandrel for manual fitting tool no. 4 • Suitable for wire thread insert: 9/16 UNF	
5/8	1	71730.158.001	• Nozzle and mandrel for manual fitting tool no. 4 • Suitable for wire thread insert: 5/8 UNF	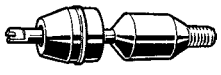

Carrier adapter

Draadstift / Adaptateur

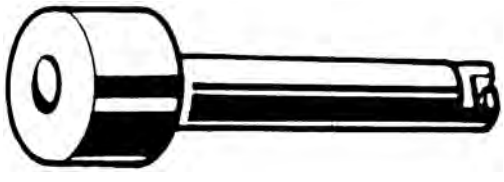

71950	AMECOIL Carrier adapter / AMECOIL Draadstift / AMECOIL Adaptateur	S91A



d x P x L	✉	Art.number	d x P x L	✉	Art.number	d x P x L	✉	Art.number
M12X1,25X10,5	1	71950.120.010				M14X1,25X10,5	1	71950.140.010
M12X1,25X18	1	71950.120.018	M14X1,25X7,5	1	71950.140.007	M14X1,25X18	1	71950.140.018

• For manual fitting tool with nozzle.

Tang breaking tool

Drevel / Poinçon de rupture



71810 **AMECOIL Tang breaking tool / AMECOIL Drevel / AMECOIL Poinçon de rupture** **S91A**



For use with	✉	Art.number	For use with	✉	Art.number	For use with	✉	Art.number
M3	1	71810.030.001	M7	1	71810.070.001	M14 - 9/16	1	71810.140.001
M4	1	71810.040.001	M8 - 5/16	1	71810.080.001	M16 - 5/8	1	71810.160.001
M5	1	71810.050.001	M10 - 3/8 - 7/16	1	71810.100.001	M18	1	71810.180.001
M6 - 1/4	1	71810.060.001	M12 - 1/2	1	71810.120.001			

- Intended to use for breaking off the engaging stem after fitting of the wire thread insert.
- ATTENTION: for sizes larger than M18 resp. 5/8 UNC/UNF a pointed plier has to be used.

Extractor

Uitdraaiapparaat / Extracteur

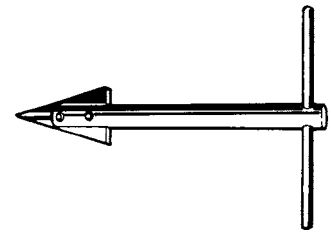

71860 **AMECOIL Extractor / AMECOIL Uitdraaiapparaat / AMECOIL Extracteur** **S91A**

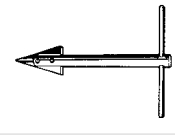

No.	✉	Art.number		
NO.1	1	71860.000.001	• Suitable for wire thread insert: • M3 / M4 / M5 / M6 / M7 / M8 / 1/4 / 5/16	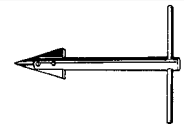
NO.2	1	71860.000.002	• Suitable for wire thread insert: • M5 / M6 / M7 / M8 / M10 / M12 / 1/4 / 5/16 / 3/8 / 7/16	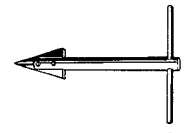
NO.3	1	71860.000.003	• Suitable for wire thread insert: • M10 / M12 / M14 / M16 / M18 / M20 / M22 / M24 / 3/8 / 7/16 / 1/2 / 9/16 / 5/8	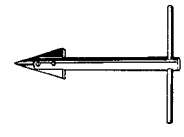

- Intended to use when an inserted wire thread insert has been poorly positioned and has to be extracted (metric / metric fine / UNC / UNF / BSW).
- ATTENTION: if the screwthread has not been damaged, a new wire thread insert can be fitted.

FABORY

Assortment wire thread inserts M Rapid

Assortiment inzetschroefdraad M Rapid / Assortiment filet rapporté M Rapid



71790	V-COIL Assortment wire thread inserts M Rapid / V-COIL Assortiment inzetschroefdraad M Rapid / V-COIL Assortiment filet rapporté M Rapid	V01A

Material Stainless steel A2



Size	✉	Art.number	
M5-M12	1	71790.000.001	Assortment with/for metric wire inserts Rapid. Content: • Inserting tool for each diameter. • Tang breaker for each diameter. • Machine tap for each diameter. • Drill for each diameter. • Bitholder • M5-M6-M8-M10-M12; for each diameter 10 stainless steel A2 wire thread inserts acc. DIN 8140-1 form A.
M6-M10	1	71790.000.002	Assortment with/for metric wire inserts Rapid. Content: • Inserting tool for each diameter. • Tang breaker for each diameter. • Machine tap for each diameter. • Drill for each diameter. • Bitholder • M6-M8-M10; for each diameter 10 stainless steel A2 wire thread inserts acc. DIN 8140- form A.





Assortiment wire thread inserts Non-Metric

Assortiment inzetschroefdraad Niet-Metrisch / Assortiment filet rapporté Non-Métrique



Article groups

Material		Code	Page
St.st. A2	UNC	71774	16-21
St.st. A2	UNF	71776	16-21
St.st. A2	BSW	71778	16-21
St.st. A2	BSF	71780	16-22

71774 **V-COIL Assortment wire thread inserts UNC / V-COIL Assortiment inzetschroefdraad UNC / V-COIL Assortiment filet rapporté UNC** **V01A**

Material Stainless steel A2



Size	✉	Art.number	
1/4-1/2	1	71774.000.001	Assortment with/for UNC wire inserts. Content: • Inserting tool for each diameter. • Tang breaker for each diameter. • Machine tap for each diameter. • Drill for each diameter. • Stainless steel A2 wire thread inserts: 1/4-5/16-3/8 - 25 pieces / 7/16-1/2 - 10 pieces.



71776 **V-COIL Assortment wire thread inserts UNF / V-COIL Assortiment inzetschroefdraad UNF / V-COIL Assortiment filet rapporté UNF** **V01A**

Material Stainless steel A2



Size	✉	Art.number	
1/4-1/2	1	71776.000.001	• Assortment with/for UNF wire inserts. Content: • Inserting tool for each diameter. • Tang breaker for each diameter. • Machine tap for each diameter. • Drill for each diameter. • Stainless steel A2 wire thread inserts: 1/4-5/16-3/8 - 25 pieces / 7/16-1/2 - 10 pieces.



71778 **V-COIL Assortment wire thread inserts BSW / V-COIL Assortiment inzetschroefdraad BSW / V-COIL Assortiment filet rapporté BSW** **V01A**

Material Stainless steel A2



Size	✉	Art.number	
1/4-1/2	1	71778.000.001	• Assortment with/for BSW wire inserts. Content: • Inserting tool for each diameter. • Tang breaker for each diameter. • Machine tap for each diameter. • Drill for each diameter. • Stainless steel A2 wire thread inserts : 1/4-5/16-3/8 - 25 pieces / 7/16-1/2 - 10 pieces.



- Whitworth thread (BSW/BSF) is not internationally recommended. It is advised to use metric (M/MF/MEF) or unified (UNC/UNF) threads instead.

FABORY

71780	V-COIL Assortment wire thread inserts BSF / V-COIL Assortiment inzetschroefdraad BSF / V-COIL Assortiment filet rapporté BSF	V01A
Material	Stainless steel A2	



Size	✉	Art.number
1/4-1/2	1	71780.000.001

- Assortment with/for BSF wire inserts.

Content:
- Inserting tool for each diameter.
- Tang breaker for each diameter.
- Machine tap for each diameter.
- Drill for each diameter.
- Stainless steel A2 wire thread inserts: 1/4-5/16-3/8 - 25 pieces / 7/16-1/2 - 10 pieces.



- Whitworth thread (BSW/BSF) is not internationally recommended. It is advised to use metric (M/MF/MEF) or unified (UNC/UNF) threads instead.

Thread repair kit M

Schroefdraad reparatieset M / Kit de réparation de filetage M



71760	V-COIL Thread repair kit M / V-COIL Schroefdraad reparatieset M / V-COIL Kit de réparation de filetage M	V01A
Material	Stainless steel A2	



d (nom.) x P x L	✉	Art.number	d (nom.) x P x L	✉	Art.number	d (nom.) x P x L	✉	Art.number
M2X0,40X3	1	71760.020.040	M10X1,25X15	1	71760.100.125	M16X2,00X24	1	71760.160.200
M2,5X0,45X3,75	1	71760.025.040	M10X1,50X15	1	71760.100.150	M18X1,50X24	1	71760.180.150
M3X0,50X4,5	1	71760.030.050	M11X1,50X16,5	1	71760.110.150	M18X2,50X24	1	71760.180.250
M3,5X0,60X5,25	1	71760.035.060	M12X1,00X18	1	71760.120.100	M20X1,50X30	1	71760.200.150
M4X0,70X6	1	71760.040.070	M12X1,25X18	1	71760.120.125	M20X2,00X30	1	71760.200.200
M5X0,80X7,5	1	71760.050.080	M12X1,50X18	1	71760.120.150	M20X2,50X30	1	71760.200.250
M6X1,00X9	1	71760.060.100	M12X1,75X18	1	71760.120.175	M22X1,50X33	1	71760.220.150
M7X1,00X10,5	1	71760.070.100	M14X1,00X21	1	71760.140.100	M22X2,50X33	1	71760.220.250
M8X1,00X12	1	71760.080.100	M14X1,25X21	1	71760.140.125	M24X1,50X36	1	71760.240.150
M8X1,25X12	1	71760.080.125	M14X1,50X21	1	71760.140.150	M24X2,00X36	1	71760.240.200
M9X1,25X13,5	1	71760.090.125	M14X2,00X21	1	71760.140.200	M24X3,00X36	1	71760.240.300
M10X1,00X15	1	71760.100.100	M16X1,50X24	1	71760.160.150			

This repair kit is convenient for the frequent use of one size.
Contents:
- Inserting tool.
- Machine tap.
- Tang break tool (for diameters ≤ M12; for larger diameters use long nose pliers).
- Drill (for diameters ≤ M12; for larger diameters order drill separately).
- Stainless steel A2 wire thread inserts to DIN 8140-1 form A (M2 - M8, 20 pcs. / M9 - M10, 15 pcs. / M11 - M16, 10 pcs. / M18 - M24, 5 pcs.).

Thread repair kit M Rapid

Schroefdraad reparatieset M Rapid / Kit de réparation de filetage M Rapid



71788	V-COIL Thread repair kit M Rapid / V-COIL Schroefdraad reparatieset M Rapid / V-COIL Kit de réparation de filetage M Rapid	V01A
Material	Stainless steel A2	



d (nom.) x P x L	✉	Art.number	d (nom.) x P x L	✉	Art.number	d (nom.) x P x L	✉	Art.number
M2,5X0,45X3,75	1	71788.025.045	M5X0,80X7,5	1	71788.050.080	M10X1,50X15	1	71788.100.150
M3X0,50X4,5	1	71788.030.050	M6X1,00X9	1	71788.060.100	M12X1,75X18	1	71788.120.175
M4X0,70X6	1	71788.040.070	M8X1,25X12	1	71788.080.125			

This repair kit is convenient for the frequent use of one size.
Contents:
- Inserting tool.
- Machine tap.
- Tang break tool.
- Drill.
- Bit holder.
- Stainless steel A2 wire thread inserts to DIN 8140-1 form A (M2,5 - M10, 10 pcs. / M12, 6 pcs.).

Thread repair kit Non-Metric

Schroefdraad reparatieset Niet-Metrisch / Kit de réparation de filetage Non-Métrique



Article groups

Material		Code	Page
St.st. A2	UNC	71766	16-23
St.st. A2	UNF	71768	16-24

71766	V-COIL Thread repair kit UNC / V-COIL Schroefdraad reparatieset UNC / V-COIL Kit de réparation de filetage UNC	V01A
Material	Stainless steel A2	



d (nom.) x L	✉	Art.number	d (nom.) x L	✉	Art.number	d (nom.) x L	✉	Art.number
#2X3,28	1	71766.021.001	#12X8,23	1	71766.054.001	9/16X21,4	1	71766.142.001
#4X4,27	1	71766.028.001	1/4X9,5	1	71766.063.001	5/8X23,8	1	71766.158.001
#5X4,76	1	71766.031.001	5/16X11,9	1	71766.079.001	3/4X28,6	1	71766.191.001
#6X5,26	1	71766.035.001	3/8X14,3	1	71766.096.001	7/8X33,3	1	71766.222.001
#8X6,25	1	71766.041.001	7/16X16,7	1	71766.111.001	1 Inch X38,1	1	71766.254.001
#10X7,24	1	71766.048.001	1/2X19,1	1	71766.127.001			

This repair kit is convenient for the frequent use of one size.
Contents:
- Inserting tool.
- Machine tap.
- Tang break tool (for diameters ≤ 1/2 UNC; for larger diameters use long nose pliers).
- (for diameters ≤ 1/2 UNC; for larger diameters order drill separately).
- Stainless steel A2 wire thread inserts (No.2 - 5/16, 20 pcs. / 3/8 - 15 pcs. / 7/16 - 5/8, 10 pcs. / 3/4 - 7/8, 5 pcs. / 1.IN., 4 pcs.).

71768	V-COIL Thread repair kit UNF / V-COIL Schroefdraad reparatieset UNF / V-COIL Kit de réparation de filetage UNF	V01A
Material	Stainless steel A2	



d (nom.) x L	✉	Art.number	d (nom.) x L	✉	Art.number	d (nom.) x L	✉	Art.number
#4X4,27	1	71768.028.001	5/16X11,9	1	71768.079.001	5/8X23,8	1	71768.158.001
#6X5,26	1	71768.035.001	3/8X14,3	1	71768.096.001	3/4X28,6	1	71768.191.001
#8X6,25	1	71768.041.001	7/16X16,7	1	71768.111.001	7/8X33,3	1	71768.222.001
#10X7,24	1	71768.048.001	1/2X19.1	1	71768.127.001	1 Inch X38,1	1	71768.254.001
1/4X9,5	1	71768.063.001	9/16X21,4	1	71768.142.001			

This repair kit is convenient for the frequent use of one size.
Contents:
- Inserting tool.
- Machine tap.
- Tang break tool (for diameters ≤ 1/2 UNF; for larger diameters use long nose pliers).
- Drill (for diameters ≤ 1/2 UNF; for larger diameters order drill separately).
- Stainless steel A2 wire thread inserts (No.4 - 5/16, 20 pcs. / 3/8 - 15 pcs. / 7/16 - 5/8, 10 pcs. / 3/4 - 7/8, 5 pcs. / 1.IN., 4 pcs.).

Thread repair kit for spark plug thread

Schroefdraad reparatieset voor bougie schroefdaad / Kit de réparation de filetage bougie



71764	V-COIL Thread repair kit for spark plug thread / V-COIL Schroefdraad reparatieset voor bougie schroefdaad / V-COIL Kit de réparation de filetage bougie	V01A
Material	Stainless steel A2	



d (nom.) x P x L	✉	Art.number	d (nom.) x P x L	✉	Art.number	d (nom.) x P x L	✉	Art.number
M6X1,0X9	1	71764.060.100	M10X1,25X15	1	71764.100.125	M14X1,25X21	1	71764.140.125
M10X1,0X15	1	71764.100.100	M12X1,25X18	1	71764.120.125	M18X1,5X24	1	71764.180.150

This repair kit is specifically recommended for spark plug threads.
Contents:
- Inserting tool.
- Machine tap.
- Stainless steel A2 wire thread inserts to DIN 8140-1 form A (M6 - M12, 10 pcs. (L=1,5d) / M14, 3x5 pcs. (L=8,4mm/12,4mm/16,4mm) / M18, 5 pcs. (L=1,5d)).

Assortment wire thread inserts M

Assortiment inzetschroefdraad M / Assortiment filet rapporté M



Article groups

Material	Code	Page
St.st. A2	71762	16-25
St.st. A2	71763	16-25

71762 **V-COIL Assortment wire thread inserts M / V-COIL Assortiment inzetschroefdraad M / V-COIL Assortiment filet rapporté M** **V01A**

Material Stainless steel A2



Size	✉	Art.number	
M5-M12	1	71762.000.001	Assortment with/for metric wire inserts. Content: • Inserting tool for each diameter. • Tang breaker for each diameter. • Machine tap for each diameter. • Drill for each diameter. • M5-M6-M8-M10; for each diameter 25 stainless steel A2 wire thread inserts acc. DIN 8140- form A. • M12; 10 stainless steel A2 wire thread inserts acc. DIN 8140.
M6-M14X1,25	1	71762.000.002	Assortment with/for metric wire inserts. Content: • Inserting tool for each diameter. • Tang breaker for each diameter except for M14 (use long nose pliers instead). • Machine tap for each diameter. • Drill for each diameter except for M14 (order separately). • M6-M8-M10; for each diameter 25 stainless steel A2 wire thread inserts acc. DIN 8140-1 form A. • M12-M14x1,25; for each diameter 10 stainless steel A2 wire thread inserts acc. DIN 8140-1 form A.
M6-M14X1,25/PT	1	71762.000.003	Assortment with/for metric wire inserts sparkplug. Content: • Inserting tool for each diameter. • Tang breaker for each diameter except for M14 (use long nose pliers instead). • Machine tap for each diameter. • Drill for each diameter except for M14 (order separately). • M6-M8-M10; for each diameter 25 stainless steel A2 wire thread inserts acc. DIN 8140-1 form A. • M12-M14x1,25; for each diameter 10 stainless steel A2 wire thread inserts acc. DIN 8140-1 form A.
M6-M10	1	71762.000.004	Assortment with/for metric wire inserts. Content: • Inserting tool for each diameter. • Tang breaker for each diameter. • Machine tap for each diameter. • Drill for each diameter. • M6-M8-M10; for each diameter 25 stainless steel A2 wire thread inserts acc. DIN 8140-1 form A.









71763 **V-COIL Assortment wire thread inserts M / V-COIL Assortiment inzetschroefdraad M / V-COIL Assortiment filet rapporté M** **V01A**

Material Stainless steel A2



Size	✉	Art.number
M5-M12	1	71763.000.001



Tools for wire thread inserts

Gereedschap voor inzetschroefdraad / Outil pour filets rapportés



Article groups

Material	Surface treatment	Code	Page
St.	Plain	71782	16-26
St.	Plain	71784	16-27
St.	Plain	71786	16-28

71782 **V-COIL Tool for wire thread inserts / V-COIL Gereedschap voor inzetschroefdraad / V-COIL Outil pour filet rapporté** **V01A**

Material Steel
Surface treatment Plain



No.	✉	Art.number		
NO.2	1	71782.020.001	•	Suitable for wire thread insert: • M2 / M2,2 / UNC No.2
NO.3	1	71782.030.001	•	Suitable for wire thread insert: • M2,5
NO.4	1	71782.040.001	•	Suitable for wire thread insert: • M3 / UNC-UNF No.4
NO.5	1	71782.050.001	•	Suitable for wire thread insert: • M3,5 / UNC-UNF No.6
NO.6	1	71782.060.001	•	Suitable for wire thread insert: • M4 / UNC-UNF No.8 / UNC No.10 / BSF 3/16
NO.8	1	71782.080.001	•	Suitable for wire thread insert: • M5 / UNF No.10 / UNC No.12 / BSW 3/16
NO.9	1	71782.090.001	•	Suitable for wire thread insert: • M6 / UNC-UNF-BSW-BSF 1/4
NO.11	1	71782.110.001	•	Suitable for wire thread insert: • M7 / M8 / UNC-UNF-BSW-BSF 5/16
NO.12	1	71782.120.001	•	Suitable for wire thread insert: • M9 / UNC-BSW-BSF 3/8
NO.13	1	71782.130.001	•	Suitable for wire thread insert: • M10 / UNF 3/8
NO.14	1	71782.140.001	•	Suitable for wire thread insert: • M11 / UNC-UNF-BSW-BSF 7/16
NO.15	1	71782.150.001	•	Suitable for wire thread insert: • M12 / UNC-UNF-BSW-BSF 1/2



71784 **V-COIL Tool for wire thread inserts / V-COIL Gereedschap voor inzetschroefdraad / V-COIL Outil pour filet rapporté** **V01A**

Material Steel
Surface treatment Plain



No.	✉	Art.number		
NO.2	1	71784.020.001	• Suitable for wire thread insert: • M2 / M2,2 / UNC No.2	
NO.3	1	71784.030.001	• Suitable for wire thread insert: • M2,5	
NO.4	1	71784.040.001	• Suitable for wire thread insert: • M3 / UNC-UNF No.4 / UNC No.5 / BSW 1/8	
NO.5	1	71784.050.001	• Suitable for wire thread insert: • M3,5 / UNC-UNF No.6	
NO.6	1	71784.060.001	• Suitable for wire thread insert: • M4 / UNC-UNF No.8	
NO.7	1	71784.070.001	• Suitable for wire thread insert: • BSW 3/16 / UNC No.10	
NO.8	1	71784.080.001	• Suitable for wire thread insert: • M5 / UNF No.10 / UNC No.12 / BSW 3/16	
NO.9	1	71784.090.001	• Suitable for wire thread insert: • M6 / UNC-UNF-BSW-BSF 1/4	
NO.10	1	71784.100.001	• Suitable for wire thread insert: • M7 / UNC-BSW 5/16	
NO.11	1	71784.110.001	• Suitable for wire thread insert: • M8 / UNF-BSF 5/16	
NO.12	1	71784.120.001	• Suitable for wire thread insert: • M9 / UNC-BSW 3/8	
NO.13	1	71784.130.001	• Suitable for wire thread insert: • M10 / UNF-BSF 3/8	
NO.14	1	71784.140.001	• Suitable for wire thread insert: • M11 / UNC-UNF-BSW-BSF 7/16	

71784 **V-COIL Tool for wire thread inserts / V-COIL Gereedschap voor inzetschroefdraad / V-COIL Outil pour filet rapporté** ←

No.	✉	Art.number			
NO.15	1	71784.150.001	•	Suitable for wire thread insert: • M12 / UNC-UNF-BSW-BSF 1/2	
NO.16	1	71784.160.001	•	Suitable for wire thread insert: • M14 / UNC-UNF-BSW-BSF 9/16	
NO.17	1	71784.170.001	•	Suitable for wire thread insert: • M14	
NO.18	1	71784.180.001	•	Suitable for wire thread insert: • M16 / UNC-UNF-BSW-BSF 5/8	
NO.20	1	71784.200.001	•	Suitable for wire thread insert: • M18 / UNC- BSW-BSF 3/4	
NO.21	1	71784.210.001	•	Suitable for wire thread insert: • M20 / UNF 3/4	
NO.22	1	71784.220.001	•	Suitable for wire thread insert: • M22 / UNC-UNF-BSW-BSF 7/8	
NO.23	1	71784.230.001	•	Suitable for wire thread insert: • M24 / UNC-UNF-BSW-BSF 1.IN.	

71786 **V-COIL Tool for wire thread inserts / V-COIL Gereedschap voor inzetschroefdraad / V-COIL Outil pour filet rapporté** **V01A**

Material Steel
Surface treatment Plain



No.	✉	Art.number			
NO.2	1	71786.020.001	•	Suitable for wire thread insert: • M3 - M10 / 3/16 - 3/8	
NO.3	1	71786.030.001	•	Suitable for wire thread insert: • M11 - M24 / 3/8 - 1.IN.	

Tools for wire thread inserts

Gereedschap voor inzetschroefdraad / Outil pour filets rapportés



Article groups

Material	Surface treatment	Code	Page
St.	Plain	71792	16-29
St.	Plain	71794	16-29
St.	Plain	71798	16-29

71792 V-COIL Tool for wire thread inserts Rapid / V-COIL Gereedschap voor inzetschroefdraad Rapid / V-COIL Outil pour filet rapporté Rapid — V01A

Material Steel
Surface treatment Plain



d = For nom. size	✉	Art.number	d = For nom. size	✉	Art.number	d = For nom. size	✉	Art.number
3,2MM	1	71792.000.032	6,3MM	1	71792.000.063	10,4MM	1	71792.000.104
4,2MM	1	71792.000.042	8,3MM	1	71792.000.083	12,4MM	1	71792.000.124
5,2MM	1	71792.000.052						

71794 V-COIL Tool for wire thread inserts Rapid / V-COIL Gereedschap voor inzetschroefdraad Rapid / V-COIL Outil pour filet rapporté Rapid — V01A

Material Steel
Surface treatment Plain



d (nom.) x P	✉	Art.number	d (nom.) x P	✉	Art.number	d (nom.) x P	✉	Art.number
M3X0,50	1	71794.030.050	M6X1,00	1	71794.060.100	M10X1,50	1	71794.100.150
M4X0,70	1	71794.040.070	M8X1,25	1	71794.080.125	M12X1,75	1	71794.120.175
M5X0,80	1	71794.050.080						

71798 V-COIL Tool for wire thread inserts Rapid / V-COIL Gereedschap voor inzetschroefdraad Rapid / V-COIL Outil pour filet rapporté Rapid — V01A

Material Steel
Surface treatment Plain



d = For nom. size	✉	Art.number	d = For nom. size	✉	Art.number	d = For nom. size	✉	Art.number
M4	1	71798.040.001	M6	1	71798.060.001	M8	1	71798.080.001
M5	1	71798.050.001						

FABORY

Self-cutting threaded insert type 302

Zelfdraadsnijdende schroefdraadbus type 302 / Douille filetée autotaraudeuse 302

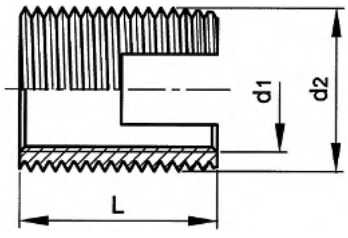

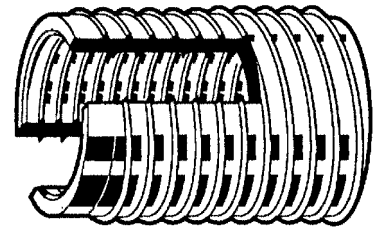

Technical Data

d_1 x L	d_2	Drill depth (min.)	P (d_1)	P (d_2)
M2.5x6	4.5	8	0.45	0.50
M3x6	5	8	0.50	0.50
M4x8	6.5	10	0.70	0.75
M5x10	8	13	0.80	1.00
M6x10	10	13	1.00	1.50
M6x12	10	15	1.00	1.50
M6x14	10	17	1.00	1.50
M8x12	12	15	1.25	1.50
M8x15	12	18	1.25	1.50
M10x15	14	18	1.50	1.50
M10x18	14	22	1.50	1.50
M12x22	16	26	1.75	1.50
M14x24	18	28	2.00	1.50
M16x22	20	27	2.00	1.50
M18x24	22	29	2.50	1.50
M20x27	26	32	2.50	1.50
M22x30	26	36	2.50	1.50
M24x30	30	36	3.00	1.50
M27x30	34	36	3.50	1.50
M30x40	36	46	3.50	1.50

- Drill depth (min.) = Minimum borehole depth for blind holes.

Borehole diameters, guidelines for Types 302 and 302.2					
Material	Light alloys with tensile strength R_m (MPa)	< 250			
		< 300			
			< 350		
				≥ 350	
	Brass, bronze, non-ferrous metal with tensile strength R_m (MPa)			≥ 350	
	Cast iron with Brinell hardness (HB)	< 150			
			< 200		
				≥ 200	
Thread insert	M2.5		4.1	4.2	4.3
	M3		4.6	4.7	4.8
	M4	5.9	6	6.1	6.2
	M5	7.2	7.3	7.5	7.6
	M6	8.8	9	9.2	9.4
	M8	10.8	11	11.2	11.4
	M10	12.8	13	13.2	13.4
	M12	14.8	15	15.2	15.4
	M14	16.8	17	17.2	17.4
	M16	18.8	19	19.2	19.4
	M18	20.8	21	21.2	21.4
	M20	24.8	25	25.2	25.4
	M22	24.8	25	25.2	25.4
	M24	28.8	29	29.2	29.4
	M27	32.8	33	33.2	33.4
	M30	34.8	35	35.2	35.4
Flank overlap (approximately)		80%	70%	60%	50%

Recommended hole diameters for easy assembly. Other diameters may require lubrication.
These specifications are recommendations only and apply to hardened and plated steel inserts.

Article groups

Thread	Material	Surface treatment	Code	Page
M	St. Case-hardened	ZPL	71571	16-31
M	St.st. A1		71566	16-31
M	St.st. C4		71560	16-31

71571 Self-cutting threaded insert type 302 / Zelfdraadsnijdende schroefdraadbus type 302 / Douille filetée autotaraudeuse 302 S93A

Thread Metric thread
Material Steel Case-hardened
Surface treatment Zinc plated

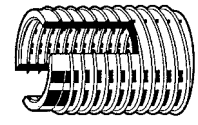

d_1 x L	✉	Art.number	d_1 x L	✉	Art.number	d_1 x L	✉	Art.number
M3X6	50	71571.030.001	M8X12	25	71571.080.012	M16X22	50	71571.160.022
			M8X15	25	71571.080.015			
M4X8	50	71571.040.001				M20X27	25	71571.200.027
			M10X15	50	71571.100.015			
M5X10	50	71571.050.001	M10X18	50	71571.100.018	M24X30	25	71571.240.030
M6X14	50	71571.060.001	M12X22	50	71571.120.022	M27X30	25	71571.270.030
M6X10	50	71571.060.010						
M6X12	50	71571.060.012	M14X24	50	71571.140.024	M30X40	25	71571.300.040

71566 Self-cutting threaded insert type 302 / Zelfdraadsnijdende schroefdraadbus type 302 / Douille filetée autotaraudeuse 302 S93A

Thread Metric thread
Material Stainless steel A1

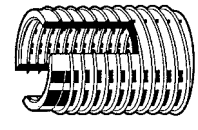

d_1 x L	✉	Art.number	d_1 x L	✉	Art.number	d_1 x L	✉	Art.number
M3X6	25	71566.030.001	M6X14	25	71566.060.001	M12X22	10	71566.120.001
M4X8	25	71566.040.001	M8X15	25	71566.080.001	M16X22	10	71566.160.001
M5X10	25	71566.050.001	M10X18	10	71566.100.001	M20X27*	10	71566.200.001

- Type 302 inserts may be used in materials with a tensile strength up to 320 MPa.

71560 Self-cutting threaded insert type 302 / Zelfdraadsnijdende schroefdraadbus type 302 / Douille filetée autotaraudeuse 302 S93A

Thread Metric thread
Material Stainless steel C4

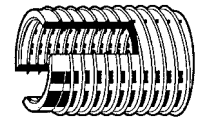

d_1 x L	✉	Art.number	d_1 x L	✉	Art.number	d_1 x L	✉	Art.number
M3X6	25	71560.030.001	M6X14	25	71560.060.001	M12X22	10	71560.120.001
M4X8	25	71560.040.001	M8X15	25	71560.080.001	M16X22	10	71560.160.001
M5X10	25	71560.050.001	M10X18	10	71560.100.001			

- Type 302 inserts may be used in materials with a tensile strength up to 320 MPa.

FABORY

Self-cutting threaded insert with hexagon socket type 302 2

Zelfdraadsnijdende schroefdraadbus met binnenzeskant type 302 2 / Douille filetée auto-taraudeuse à six pans creux type 302 2

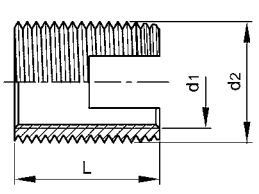

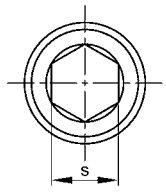

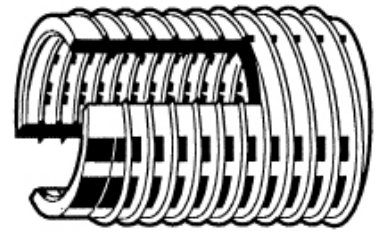

Technical Data

d_1 x L	d_2	Drill depth (min.)	P (d_1)	P (d_2)	S (+0,1mm)
M4x8	6.5	10	0.70	0.75	3.2
M5x10	8	13	0.80	1.00	4.1
M6x14	10	17	1.00	1.50	4.9
M8x15	12	18	1.25	1.50	6.6
M10x18	14	22	1.50	1.50	8.3
M12x22	16	26	1.75	1.50	10.1

- Drill depth (min.) = Minimum borehole depth for blind holes.

Material					
	Light alloys with tensile strength R_m (MPa)	< 250			
		< 300			
			< 350		
				≥ 350	
	Brass, bronze, non-ferrous metal with tensile strength R_m (MPa)			≥ 350	
	Cast iron with Brinell hardness (HB)	< 150			
			< 200		
				≥ 200	
Thread insert	M2,5		4.1	4.2	4.3
	M3		4.6	4.7	4.8
	M4	5.9	6	6.1	6.2
	M5	7.2	7.3	7.5	7.6
	M6	8.8	9	9.2	9.4
	M8	10.8	11	11.2	11.4
	M10	12.8	13	13.2	13.4
	M12	14.8	15	15.2	15.4
	M14	16.8	17	17.2	17.4
	M16	18.8	19	19.2	19.4
	M18	20.8	21	21.2	21.4
	M20	24.8	25	25.2	25.4
	M22	24.8	25	25.2	25.4
	M24	28.8	29	29.2	29.4
	M27	32.8	33	33.2	33.4
	M30	34.8	35	35.2	35.4
Finish: overlap (approximately)		80%	70%	60%	50%

Recommended hole diameters for easy assembly. Other diameters may require lubrication.
These specifications are recommendations only and apply to hardened and plated steel inserts.

71751 **Self-cutting threaded insert with hexagon socket type 302 2 / Zelfdraadsnijdende schroefdraadbus met binnenzeskant type 302 2 / Douille filetée autotaraudeuse à six pans creux type 302 2** **S93A**

Thread	Metric thread
Material	Steel Case-hardened
Surface treatment	Zinc plated

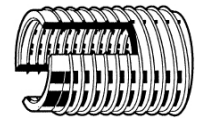

d_1 x L	✉	Art.number	d_1 x L	✉	Art.number	d_1 x L	✉	Art.number
M4X8	50	71751.040.008	M6X14	50	71751.060.014	M10X18	25	71751.100.018
M5X10	50	71751.050.010	M8X15	50	71751.080.015	M12X22	25	71751.120.022

Self-cutting threaded insert type 307/308

Zelfdraadsnijdende schroefdraadbus type 307/308 / Douille filetée autotaraudeuse 307-308

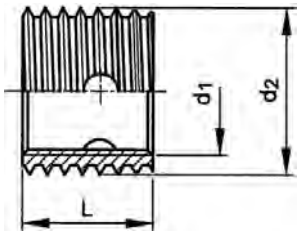



Technical Data

d_1 x L	d_2	Drill depth (min.)	P (d_1)	P (d_2)
M3x4	5	6	0.50	0.60
M3x6	5	8	0.50	0.60
M4x6	6.5	8	0.70	0.80
M4x8	6.5	10	0.70	0.80
M5x7	8	9	0.80	1.00
M5x10	8	13	0.80	1.00
M6x8	10	10	1.00	1.25
M6x12	10	15	1.00	1.25
M8x9	12	11	1.25	1.50
M8x14	12	17	1.25	1.50
M10x10	14	13	1.50	1.50
M10x18	14	22	1.50	1.50
M12x12	16	15	1.75	1.75
M12x22	16	26	1.75	1.75
M16x14	20	17	2.00	2.00
M16x24	20	28	2.00	2.00

- Drill depth (min.) = Minimum borehole depth for blind holes.

Material					
	Light alloys with tensile strength R_m (MPa)	< 250	< 300	< 350	≥ 350
	Brass, bronze, non-ferrous metal with tensile strength R_m (MPa)				≥ 350
	Cast iron with Brinell hardness (HB)	< 150		< 200	≥ 200
	M3	4.6	4.7	4.7	4.8
	M4	6	6.1	6.1	6.2
	M5	7.4	7.5	7.6	7.7
	M6	9.3	9.4	9.5	9.6
	M8	11.1	11.2	11.3	11.5
	M10	13.1	13.2	13.3	13.5
	M12	15	15.1	15.2	15.4
	M16	19	19.1	19.2	19.4
Plastic overlap (approximately)		60%	50%	40%	30%

Recommended hole diameters for easy assembly. Other diameters may require lubrication.
These specifications are recommendations only and apply to hardened and plated steel inserts.

Article groups

Thread	Material	Surface treatment		Code	Page
M	St.	ZPL	307	71752	16-34
M	St.	ZPL	308	71754	16-34

FABORY

71752 **Self-cutting threaded insert type 307 / Zelfdraadsnijdende schroefdraadbus type 307 / Douille filetée autotaraudeuse type 307** **S93A**

Thread	Metric thread
Material	Steel
Surface treatment	Zinc plated



d_1 x L	✉	Art.number	d_1 x L	✉	Art.number	d_1 x L	✉	Art.number
M3X4	50	71752.030.004	M6X8	50	71752.060.008	M12X12	25	71752.120.012
M4X6	50	71752.040.006	M8X9	50	71752.080.009	M16X14	25	71752.160.014
M5X7	50	71752.050.007	M10X10	25	71752.100.010			

71754 **Self-cutting threaded insert type 308 / Zelfdraadsnijdende schroefdraadbus type 308 / Douille filetée autotaraudeuse type 308** **S93A**

Thread	Metric thread
Material	Steel
Surface treatment	Zinc plated



d_1 x L	✉	Art.number	d_1 x L	✉	Art.number	d_1 x L	✉	Art.number
M3X6	50	71754.030.006	M6X12	50	71754.060.012	M12X22	25	71754.120.022
M4X8	50	71754.040.008	M8X14	50	71754.080.014	M16X24	25	71754.160.024
M5X10	50	71754.050.010	M10X18	25	71754.100.018			

Self-cutting threaded insert with hexagon socket type 308 2

Zelfdraadsnijdende schroefdraadbus met binnenzeskant type 308 2 / Douille filetée auto-taraudeuse à six pans creux type 308 2

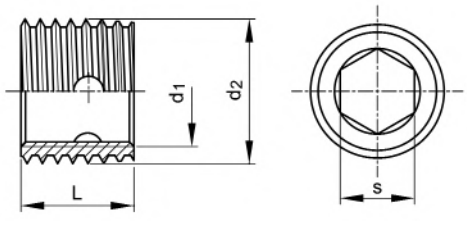



Technical Data

d_1 x L	d_2	Drill depth (min.)	P (d_1)	P (d_2)	S (+0,1mm)
M4x8	6.5	10	0.70	0.80	3.2
M5x10	8	13	0.80	1.00	4.1
M6x12	10	15	1.00	1.25	4.9
M8x14	12	17	1.25	1.50	6.6
M10x18	14	22	1.50	1.50	8.3
M12x22	16	26	1.75	1.75	10.1

- Drill depth (min.) = Minimum borehole depth for blind holes.

	Light alloys with tensile strength R_m (MPa)	< 250	< 300	< 350	≥ 350
	Brass, bronze, non-ferrous metal with tensile strength R_m (MPa)				≥ 350
	Cast iron with Brinell hardness (HB)	< 150		< 200	≥ 200
	M3	4.6	4.7	4.7	4.8
	M4	6	6.1	6.1	6.2
	M5	7.4	7.5	7.6	7.7
	M6	9.3	9.4	9.5	9.6
	M8	11.1	11.2	11.3	11.5
	M10	13.1	13.2	13.3	13.5
	M12	15	15.1	15.2	15.4
	M16	19	19.1	19.2	19.4
Plastic overlap (approximately)		60%	50%	40%	30%

Recommended hole diameters for easy assembly. Other diameters may require lubrication.
These specifications are recommendations only and apply to hardened and plated steel inserts.

71755 **Self-cutting threaded insert with hexagon socket type 308 2 / Zelfdraadsnijdende schroefdraadbus met binnenzeskant type 308 2 / Douille filetée autotaraudeuse à six pans creux type 308 2** **S93A**

Thread Metric thread
Material Steel Case-hardened
Surface treatment Zinc plated

RoHS



d_1 x L	✉	Art.number	d_1 x L	✉	Art.number	d_1 x L	✉	Art.number
M4X8	50	71755.040.008	M6X12	50	71755.060.012	M10X18	25	71755.100.018
M5X10	50	71755.050.010	M8X14	50	71755.080.014	M12X22	25	71755.120.022

FABORY

Tool type 610 for self-cutting threaded inserts

Gereedschap type 610 voor zelfdraadsnijdende schroefdraadbus / Appareil de pose type 610 pour douilles filetées autotaraudeuses





Technical Data

d_1	L	S	S_1
M3	55	5	7
M4	60	5	7
M5	75	8	13
M6	75	8	13

d_1	L	S	S_1
M8	75	8	13
M10	95	12.5	19
M12	95	12.5	19

- Tool for manual insertion (with the aid of a tap wrench or an open-ended spanner) of self-tapping thread inserts types 302, 307 and 308.
- d1 = tool fit for this inner diameter of the insert.
- S = drive square width across flats.
- S1 = counter nut width across flats.
- No spare parts are available for this tool.

71595 **Tool type 610 for self-cutting threaded inserts / Gereedschap type 610 voor zelfdraadsnijdende schroefdraadbus / Appareil de pose type 610 pour douilles filetées autotaraudeuses** **S94A**

Material Steel
Surface treatment Plain

RoHS



For nom. size d_1	✉	Art.number	For nom. size d_1	✉	Art.number	For nom. size d_1	✉	Art.number
M3	1	71595.030.001	M6	1	71595.060.001	M10	1	71595.100.001
M4	1	71595.040.001	M8	1	71595.080.001	M12	1	71595.120.001
M5	1	71595.050.001						

- No spare parts are available for this hand tool.

Tool type 6102 for self-cutting threaded inserts with hexagon socket

Gereedschap type 6102 voor zelfdraadsnijdende schroefdraadbus met binnenzeskant / Appareil de pose type 6102 pour douilles filetées autotaraudeuses à six pans creux

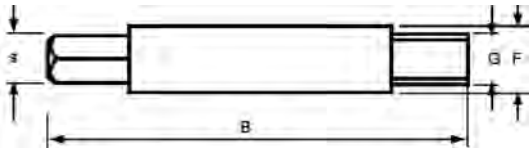



Technical Data

For nom. size d_1	B	F	G	s	For nom. size d_1	B	F	G	s
M4	80	6	4.9	3.2	M8	100	10	8	6.6
M5	90	8	6.2	4.1	M10	110	12	9	8.3
M6	100	10	8	4.9	M12	125	14	11	10.1

- Tool exclusively for machine insertion or manual insertion (with the aid of a tap wrench or an open-ended spanner) of self-tapping thread inserts with hexagonal socket types 302 2 and 308 2.
- d1 = tool fit for this inner diameter of the insert.
- s = nominal socket width across flats of the insert.
- G = drive square width across flats.

71580 **Tool type 6102 for self-cutting threaded inserts with hexagon socket / Gereedschap type 6102 voor zelfdraadsnijdende schroefdraadbus met binnenzeskant / Appareil de pose type 6102 pour douilles filetées autotaraudeuses à six pans creux** **S94A**

Material Steel
Surface treatment Plain



For nom. size d_1	✉	Art.number	For nom. size d_1	✉	Art.number	For nom. size d_1	✉	Art.number
M4	1	71580.040.001	M6	1	71580.060.001	M10	1	71580.100.001
M5	1	71580.050.001	M8	1	71580.080.001	M12	1	71580.120.001

Advantages of the hand- and machine tool for self-cutting threaded inserts with hexagon socket:
- The insert doesn't have to be screwed onto the tool: saves up to 50% assembly time.
- The insert can simply be assembled with this tool: use with tap wrench or with screw machine.
- The insertion tool only needs to turn clockwise.
- The insert is easily removed by unscrewing.

FABORY

Tool type 620 for self-cutting threaded inserts

Gereedschap type 620 voor zelfdraadsnijdende schroefdraadbus / Appareil de pose type 620 pour douilles filetées autotaraudeuses

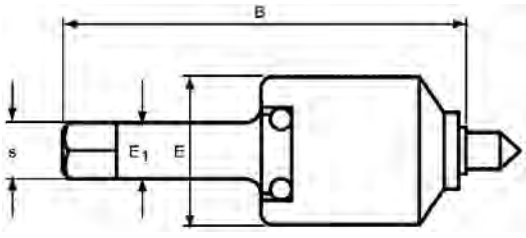



Technical Data

d_1	B	E	E_1	S
M3	78	18	8	6.3
M4	78	18	8	6.3
M5	95	24	12.5	10
M6	95	24	12.5	10
M8	95	24	12.5	10
M10	118	32	16	12.5
M12	118	32	16	12.5

d_1	B	E	E_1	S
M14	145	50	25	20
M16	145	50	25	20
M20	169	58	25	20
M24	198	70	30	25
M27	198	70	30	25
M30	198	70	30	25

- Tool for machine insertion or manual insertion (with the aid of a tap wrench or an open-ended spanner) of self-tapping thread inserts types 302, 307 and 308.
- d1 = tool fit for this inner diameter of the insert.
- S = drive square width across flats.
- Spare parts are available for this tool, Fabory product group 71597.

71592 **Tool type 620 for self-cutting threaded inserts / Gereedschap type 620 voor zelfdraadsnijdende schroefdraadbus / Appareil de pose type 620 pour douilles filetées autotaraudeuses** **S94A**

Material Steel
Surface treatment Plain



For nom. size d_1	✉	Art.number	For nom. size d_1	✉	Art.number	For nom. size d_1	✉	Art.number
M3	1	71592.030.001	M10	1	71592.100.001	M20	1	71592.200.001
M4	1	71592.040.001	M12	1	71592.120.001	M24	1	71592.240.001
M5	1	71592.050.001	M14	1	71592.140.001	M27	1	71592.270.001
M6	1	71592.060.001	M16	1	71592.160.001	M30	1	71592.300.001
M8	1	71592.080.001						

Spare threaded pin for tool type 620

Schroefdraadstift voor gereedschap type 620 / Insert pour appareil de pose type 620

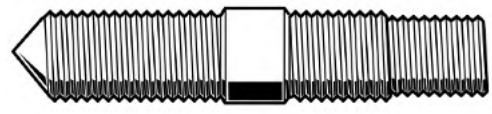

71597 **Spare threaded pin for tool type 620 / Schroefdraadstift voor gereedschap type 620 / Insert pour appareil de pose type 620** **S94A**

Material Steel



d	✉	Art.number	d	✉	Art.number	d	✉	Art.number
M3	1	71597.030.001	M10	1	71597.100.001	M20	1	71597.200.001
M4	1	71597.040.001	M12	1	71597.120.001	M22	1	71597.220.001
M5	1	71597.050.001	M14	1	71597.140.001	M24	1	71597.240.001
M6	1	71597.060.001	M16	1	71597.160.001	M30	1	71597.300.001
M8	1	71597.080.001						

- d = inner diameter of the insert.

Thread insert for plastic, Broach-Fix, headed

Insert voor kunststof met kraag, Broach-Fix / Insert fileté avec tête pour plastique, Broach-Fix

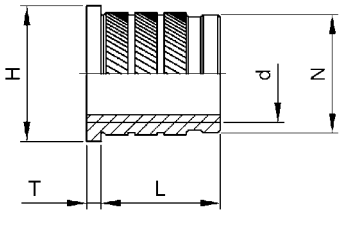

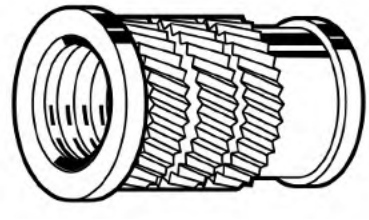

Technical Data

d	H	Hole size	L	Min. wall thickness	N	T
M3	5.5	3.8	5.3	2.0	3.7	0.58
M3.5	6.4	4.6	6.3	2.5	4.5	0.74
M4	7.1	5.4	7.4	2.5	5.3	0.89
M5	7.9	6.2	8.3	2.5	6.1	1.07
M6	9.5	7.8	9.2	2.8	7.7	1.32

64068 **Thread insert for plastic, Broach-Fix, headed / Insert voor kunststof met kraag, Broach-Fix / Insert fileté avec tête pour plastique, Broach-Fix** **N07A**

Thread Metric thread
Material Brass

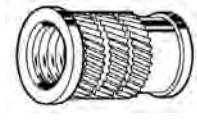

d	✉	Art.number	d	✉	Art.number	d	✉	Art.number
M3*	1.000	64068.030.001	M4*	1.000	64068.040.001	M6*	1.000	64068.060.001
M3,5*	1.000	64068.035.001	M5*	1.000	64068.050.001			

FABORY

Thread insert for plastic, Expansion-Fix, headed

Insert voor kunststof met kraag, Expansion-Fix / Insert fileté avec tête pour plastique, Expansion-Fix

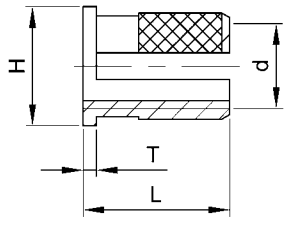



Technical Data

d	H	Hole size	L	Min. wall thickness	T
M3	5.5	4.0	4.7	3.2	0.51
M3.5	6.4	4.8	6.3	3.6	0.66
M4	7.1	5.6	7.9	4.0	0.82
M5	7.9	6.4	9.4	4.8	0.99
M6	9.5	8.0	12.6	6.0	1.25

64070 **Thread insert for plastic, Expansion-Fix, headed / Insert voor kunststof met kraag, Expansion-Fix / Insert fileté avec tête pour plastique, Expansion-Fix** **N07A**

Thread Metric thread
Material Brass

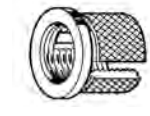

d	✉	Art.number	d	✉	Art.number	d	✉	Art.number
M3*	1.000	64070.030.001	M4*	1.000	64070.040.001	M6*	1.000	64070.060.001
M3,5*	1.000	64070.035.001	M5*	1.000	64070.050.001			

Thread insert for plastic, Fin-Fix, headed

Insert voor kunststof met kraag, Fin-Fix / Insert fileté avec tête pour plastique, Fin-Fix

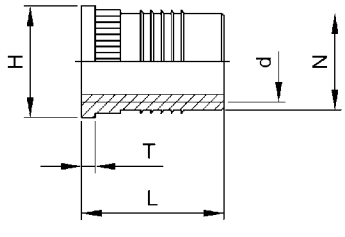

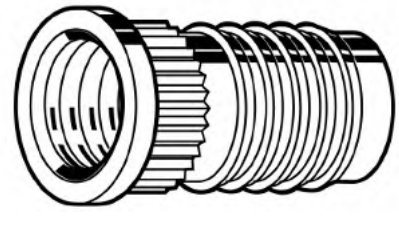

Technical Data

d	H	Hole size	L	Min. wall thickness	N	T
M3	5.5	4.0	4.8	2.0	3.9	0.58
M3.5	6.4	4.8	6.4	2.4	4.7	0.74
M4	7.1	5.6	7.9	2.8	5.5	0.89
M5	7.9	6.4	9.5	3.2	6.3	1.07
M6	9.5	8.0	12.7	4.0	7.9	1.32

64066 **Thread insert for plastic, Fin-Fix, headed / Insert voor kunststof met kraag, Fin-Fix / Insert fileté avec tête pour plastique, Fin-Fix** **N07A**

Thread Metric thread
Material Brass



d	✉	Art.number	d	✉	Art.number	d	✉	Art.number
M3*	1.000	64066.030.001	M4*	1.000	64066.040.001	M6*	1.000	64066.060.001
M3,5*	1.000	64066.035.001	M5*	1.000	64066.050.001			

Thread insert for plastic, Heat-Fix, headed

Insert voor kunststof met kraag, Heat-Fix / Insert fileté avec tête pour plastique, Heat-Fix

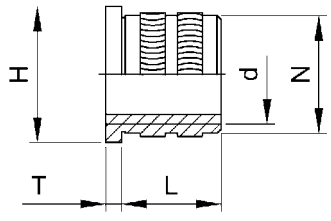

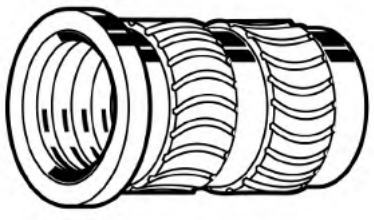

Technical Data

d	H	Hole size	L	Min. wall thickness	N	T
M3	5.5	4.0	5.8	1.8	3.9	0.58
M3.5	6.4	4.8	7.1	2.1	4.7	0.74
M4	7.1	5.6	8.1	2.4	5.5	0.89
M5	7.9	6.4	9.5	2.8	6.3	1.07
M6	9.5	8.0	12.7	3.6	7.9	1.32

64064 **Thread insert for plastic, Heat-Fix, headed / Insert voor kunststof met kraag, Heat-Fix / Insert fileté avec tête pour plastique, Heat-Fix** **N07A**

Thread Metric thread
Material Brass CU2/CU3

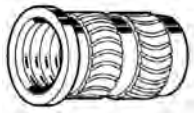

d	✉	Art.number	d	✉	Art.number	d	✉	Art.number
M3*	1.000	64064.030.001	M4*	1.000	64064.040.001	M6*	1.000	64064.060.001
M3,5*	1.000	64064.035.001	M5*	1.000	64064.050.001			

Thread insert for plastic, Sonic-Fix, headed

Insert voor kunststof met kraag, Sonic-Fix / Insert fileté avec tête pour plastique, Sonic-Fix

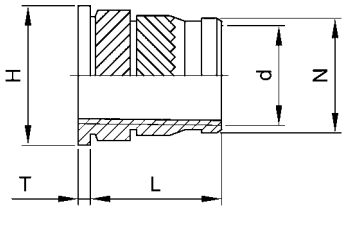

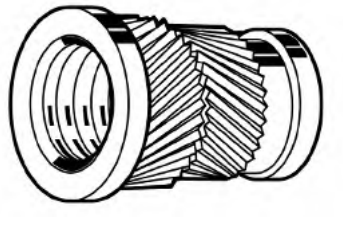

Technical Data

d	H	Hole size	L	Min. wall thickness	N	T
M3	5.5	4.0	5.7	1.6	3.9	0.61
M3.5	6.4	4.8	7.1	1.8	4.7	0.76
M4	7.1	5.6	8.1	2.1	5.5	0.91
M5	7.9	6.4	9.5	2.6	6.3	1.09
M6	9.5	8.0	12.7	3.3	7.9	1.35

64061 **Thread insert for plastic, Sonic-Fix, headed / Insert voor kunststof met kraag, Sonic-Fix / Insert fileté avec tête pour plastique, Sonic-Fix** **N07A**

Thread Metric thread
Material Brass CU2/CU3



d	✉	Art.number	d	✉	Art.number	d	✉	Art.number
M3*	1.000	64061.030.001	M4*	1.000	64061.040.001	M6*	1.000	64061.060.001
M3,5*	1.000	64061.035.001	M5*	1.000	64061.050.001			

FABORY

Thread insert for plastic, Broach-Fix, unheaded

Insert voor kunststof, Broach-Fix / Insert fileté sans tête pour plastique, Broach-Fix

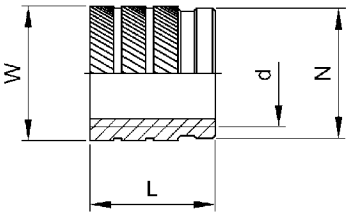



Technical Data

d	Hole size	L	Min. wall thickness	N	W
M3	3.8	5.3	2.0	3.7	4.2
M3.5	4.6	6.3	2.5	4.5	5.0
M4	5.4	7.4	2.5	5.3	5.8
M5	6.2	8.3	2.5	6.1	6.6
M6	7.8	9.2	2.8	7.8	8.2

64067 Thread insert for plastic, Broach-Fix, unheaded / Insert voor kunststof, Broach-Fix / Insert fileté sans tête pour plastique, Broach-Fix — **N07A**

Thread Metric thread
Material Brass CU2/CU3



d	✉	Art.number	d	✉	Art.number	d	✉	Art.number
M3*	1.000	64067.030.001	M4*	1.000	64067.040.001	M6*	1.000	64067.060.001
M3,5*	1.000	64067.035.001	M5*	1.000	64067.050.001			

Thread insert for plastic, Expansion-Fix, unheaded

Insert voor kunststof, Expansion-Fix / Insert fileté sans tête pour plastique, Expansi-on-Fix

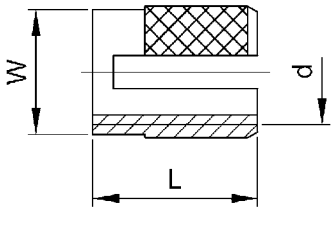

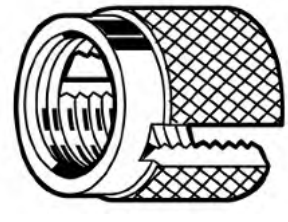

Technical Data

d	Hole size	L	Min. wall thickness	W (max.)
M3	4.0	4.7	3.2	4.0
M3.5	4.8	6.3	3.6	4.7
M4	5.6	7.9	4.0	5.5
M5	6.4	9.4	4.8	6.3
M6	8.0	12.6	6.0	7.9

64069 Thread insert for plastic, Expansion-Fix, unheaded / Insert voor kunststof, Expansion-Fix / Insert fileté sans tête pour plastique, Expansion-Fix — **N07A**

Thread Metric thread
Material Brass CU2/CU3



d	✉	Art.number	d	✉	Art.number	d	✉	Art.number
M3	1.000	64069.030.001	M4*	1.000	64069.040.001	M6*	1.000	64069.060.001
M3,5*	1.000	64069.035.001	M5*	1.000	64069.050.001			

Thread insert for plastic, Fin-Fix, unheaded

Insert voor kunststof, Fin-Fix / Insert fileté sans tête pour plastique, Fin-Fix

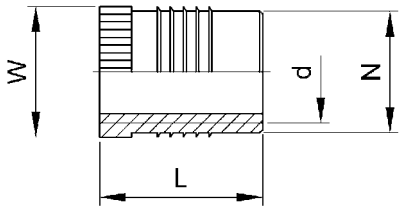

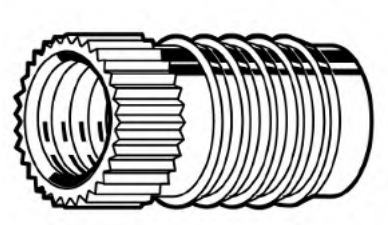

Technical Data

d	Hole size	L	Min. wall thickness	N	W
M3	4.0	4.8	2.0	3.9	4.5
M3.5	4.8	6.4	2.4	4.7	5.3
M4	5.6	7.9	2.8	5.5	6.1
M5	6.4	9.5	3.2	6.3	7.0
M6	8.0	12.7	4.0	7.9	8.6

64065 **Thread insert for plastic, Fin-Fix, unheaded / Insert voor kunststof, Fin-Fix / Insert fileté sans tête pour plastique, Fin-Fix** **N07A**

Thread Metric thread
Material Brass CU2/CU3

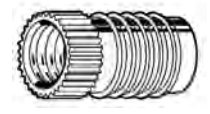

d	✉	Art.number	d	✉	Art.number	d	✉	Art.number
M3*	1.000	64065.030.001	M4*	1.000	64065.040.001	M6*	1.000	64065.060.001
M3,5*	1.000	64065.035.001	M5*	1.000	64065.050.001			

Thread insert for plastic, Flow-Fix, unheaded

Insert voor kunststof, Flow-Fix / Insert fileté sans tête pour plastique, Flow-Fix

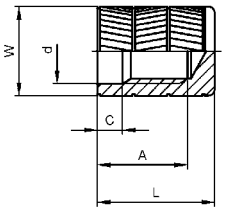



Technical Data

d	A (min.)	C	L	W
M3	4.6	1.3	7.3	4.7
M3.5	6.0	1.6	9.5	5.5
M4	6.7	1.8	10.2	6.3
M5	7.4	2.0	11.2	7.3
M6	8.1	2.0	14.4	9.8

64072 **Thread insert for plastic, Flow-Fix, unheaded / Insert voor kunststof, Flow-Fix / Insert fileté sans tête pour plastique, Flow-Fix** **N07A**

Thread Metric thread
Material Brass CU2/CU3



d	✉	Art.number	d	✉	Art.number	d	✉	Art.number
M3*	1.000	64072.030.001	M4*	1.000	64072.040.001	M6*	1.000	64072.060.001
M3,5*	1.000	64072.035.001	M5*	1.000	64072.050.001			

FABORY

Thread insert for plastic, Heat-Fix, unheaded

Insert voor kunststof, Heat-Fix / Insert fileté sans tête pour plastique, Heat-Fix

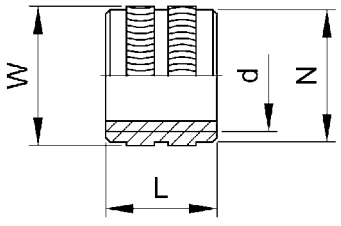

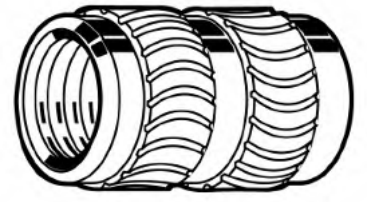

Technical Data

d	Hole size	L	Min. wall thickness	N	W
M3	4.0	5.8	1.8	3.9	4.4
M3.5	4.8	7.1	2.1	4.7	5.2
M4	5.6	8.1	2.4	5.5	6.1
M5	6.4	9.5	2.8	6.3	6.9
M6	8.0	12.7	3.6	7.9	8.5

64063 **Thread insert for plastic, Heat-Fix, unheaded / Insert voor kunststof, Heat-Fix / Insert fileté sans tête pour plastique, Heat-Fix** **N07A**

Thread Metric thread
Material Brass CU2/CU3



d	✉	Art.number	d	✉	Art.number	d	✉	Art.number
M3*	1.000	64063.030.001	M4*	1.000	64063.040.001	M6*	1.000	64063.060.001
M3,5*	1.000	64063.035.001	M5*	1.000	64063.050.001			

Thread insert for plastic, Sonic-Fix, unheaded

Insert voor kunststof, Sonic-Fix / Insert fileté sans tête pour plastique, Sonic-Fix

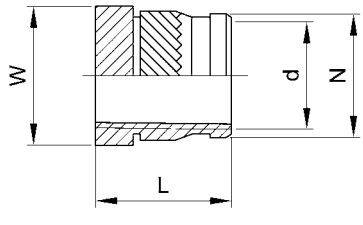

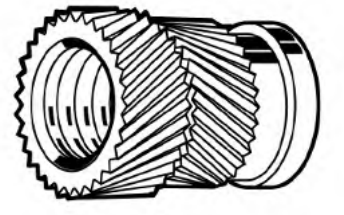

Technical Data

d	Hole size	L	Min. wall thickness	N	W
M3	4.0	5.7	1.6	3.9	4.6
M3.5	4.8	7.1	1.8	4.7	5.4
M4	5.6	8.1	2.1	5.5	6.3
M5	6.4	9.5	2.6	6.3	7.1
M6	8.0	12.7	3.3	7.9	8.7

64060 **Thread insert for plastic, Sonic-Fix, unheaded / Insert voor kunststof, Sonic-Fix / Insert fileté sans tête pour plastique, Sonic-Fix** **N07A**

Thread Metric thread
Material Brass CU2/CU3



d	✉	Art.number	d	✉	Art.number	d	✉	Art.number
M3*	1.000	64060.030.001	M4*	1.000	64060.040.001	M6*	1.000	64060.060.001
M3,5*	1.000	64060.035.001	M5*	1.000	64060.050.001			

16

Thread insert for plastic, Tech-Fix, unheaded

Insert voor kunststof, Tech-Fix / Insert fileté sans tête pour plastique, Tech-Fix

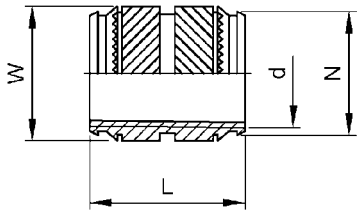

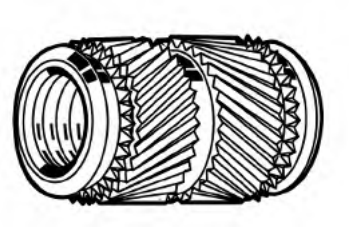

Technical Data

d	Hole size	L	Min. wall thickness	N	W
M3	4.0	5.7	1.6	3.9	4.4
M3.5	4.8	7.1	1.8	4.7	5.2
M4	5.6	8.1	2.1	5.5	6.1
M5	6.4	9.5	2.6	6.3	6.8
M6	8.0	12.7	3.3	7.9	8.5

64062 **Thread insert for plastic, Tech-Fix, unheaded / Insert voor kunststof, Tech-Fix / Insert fileté sans tête pour plastique, Tech-Fix** **N07A**

Thread Metric thread
Material Brass CU2/CU3



d	✉	Art.number	d	✉	Art.number	d	✉	Art.number
M3*	1.000	64062.030.001	M4*	1.000	64062.040.001	M6*	1.000	64062.060.001
M3,5*	1.000	64062.035.001	M5*	1.000	64062.050.001			

Thread insert for plastic, Thread-Fix, unheaded

Insert voor kunststof, Thread-Fix / Insert fileté sans tête pour plastique, Thread-Fix

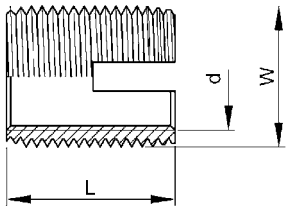

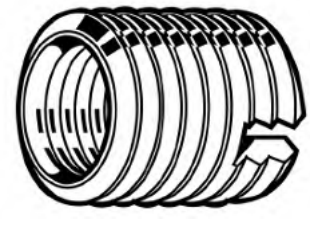

Technical Data

d	Hole size thermoplastics	Hole size thermosets	L	W
M3	4.5-4.6	4.6-4.8	6	5.0
M3.5	5.3-5.4	5.5-5.7	8	6.0
M4	5.8-5.9	6.0-6.2	8	6.5
M5	7.1-7.2	7.3-7.6	10	8.0
M6	8.6-8.8	9.0-9.4	14	10.0

64071 **Thread insert for plastic, Thread-Fix, unheaded / Insert voor kunststof, Thread-Fix / Insert fileté sans tête pour plastique, Thread-Fix** **N07A**

Thread Metric thread
Material Brass CU2/CU3



d	✉	Art.number	d	✉	Art.number	d	✉	Art.number
M3*	1.000	64071.030.001	M4	1.000	64071.040.001	M6*	1.000	64071.060.001
M3,5*	1.000	64071.035.001	M5	1.000	64071.050.001			